

Neural Human Performer: Learning Generalizable Radiance Fields for Human Performance Rendering

Youngjoong Kwon¹, Dahun Kim², Duygu Ceylan³, Henry Fuchs¹

¹University of North Carolina at Chapel Hill. ²KAIST. ³Adobe Research.
 {youngjoong,fuchs}@cs.unc.edu {mcahny}@kaist.ac.kr {ceylan}@adobe.com

Abstract

In this paper, we aim at synthesizing a free-viewpoint video of an arbitrary human performance using sparse multi-view cameras. Recently, several works have addressed this problem by learning person-specific neural radiance fields (NeRF) to capture the appearance of a particular human. In parallel, some work proposed to use pixel-aligned features to generalize radiance fields to arbitrary new scenes and objects. Adopting such generalization approaches to humans, however, is highly challenging due to the heavy occlusions and dynamic articulations of body parts. To tackle this, we propose Neural Human Performer, a novel approach that learns generalizable neural radiance fields based on a parametric human body model for robust performance capture. Specifically, we first introduce a temporal transformer that aggregates tracked visual features based on the skeletal body motion over time. Moreover, a multi-view transformer is proposed to perform cross-attention between the temporally-fused features and the pixel-aligned features at each time step to integrate observations on the fly from multiple views. Experiments on the ZJU-MoCap and AIST datasets show that our method significantly outperforms recent generalizable NeRF methods on unseen identities and poses. The video results and code are available at <https://youngjoongunc.github.io/nhp>.

1 Introduction

Free-viewpoint video of a human performer has a variety of applications in the area of telepresence, mixed reality, gaming and etc. Conventional free-viewpoint video systems require extremely expensive setups such as dense camera rigs [4, 9, 43] or accurate depth sensors [6, 15], to capture person-specific appearance information. In this paper, we aim at a scalable solution for free-viewpoint human performance rendering that generalizes across different human performers and requires only sparse camera views. However, representing and rendering arbitrary human performances is extremely challenging when the observations are highly sparse (up to three to four views) due to heavy self-occlusions and dynamic articulations of the body parts. In particular, an effective solution needs to coherently aggregate appearance information from sparse multi-view observations across time as the body undergoes a 3D motion. Furthermore, the solution needs to generalize to unseen motions and characters at test time.

Recently, neural radiance fields (NeRF) [28, 13, 19, 32, 33, 35, 36, 47, 50, 52, 53] have shown photo-realistic novel view synthesis results in per-scene optimization settings. To avoid the expensive per-scene training and improve the practicality, generalizable NeRFs [36, 52, 47] have been proposed which use image-conditioned, pixel-aligned features and achieve feed-forward view synthesis from sparse input views [36, 52]. Direct application of these methods to complex and non-rigid human motion is not straightforward, however, and naive solutions suffer from significant artifacts as shown in Fig. 3. Some existing methods [37, 52] aggregate image features across multiple views by simple average pooling, which often leads to over-smoothed outputs when details observed from multiple

views (*e.g.*, front and side views) differ due to self occlusions of humans. Alternatively, several methods [25, 33] have proposed to learn person-specific global appearance features from multi-view observations. However, such methods are not able to generalize to new human performers.

To address these challenges, we propose Neural Human Performer, a novel approach that learns generalizable radiance fields based on a parametric 3D body model for robust performance capture. In addition to exploiting a parametric body model as a geometric prior, the core of our method is a combination of temporal and multi-view transformers which help to effectively aggregate spatio-temporal observations to robustly compute the density and color of a query point. First, the temporal transformer aggregates trackable visual features based on the input skeletal body motion across time. The following multi-view transformer performs cross-attention between the temporally-augmented skeletal features and the pixel-aligned features for each time step. The proposed modules collectively contribute to the adaptive aggregation of multi-time and multi-view information, resulting in significant improvements in synthesis results in different generalization settings of unseen motions and identities.

We study the efficacy of Neural Human Performer on two multi-view human performance capture datasets, ZJU-MoCap [33] and AIST [18]. Experiments show that our method significantly outperforms recent generalizable radiance field (NeRF) methods. Furthermore, we compare ours with identity-specific methods [33, 44, 49] that also utilize a 3D human body model prior. Surprisingly, our generalized method achieves better rendering quality than the person-specific dedicated methods when tested on novel poses demonstrating the effectiveness of our transformer-based generalizable representation.

To summarize, our contributions are:

- We present a new feed-forward method of synthesizing novel-view videos of arbitrary human performers from sparse camera views. We propose Neural Human Performer that learns generalizable neural radiance representations by leveraging a 3D body motion prior.
- We design a combination of temporal and multi-view transformers that can aggregate information on the fly over video frames across multiple views to render each frame of the novel-view video.
- We show significant improvements over recent generalizable NeRF methods on unseen identities and poses. Moreover, our generalization results can outperform even person-specific methods when tested on unseen poses.

2 Related works

Human performance capture. Novel view synthesis of human performance has a long history in computer vision and graphics. Traditional methods rely on complicated hardware such as dense camera rigs [4, 9, 43] or accurate depth sensors [6, 15]. To enable free-view video from sparse camera views, template-based methods [3, 5, 12, 42] exploit pre-scanned human models to track the motion of a person. However, their synthesis results are not photo-realistic and pre-scanned human models are not available in most cases. Recent methods [29, 37, 38, 54] learn 3D human geometry priors along with pixel aligned features to enable detailed 3D human reconstructions even from single images. However, these methods often suffer under complex human poses that are never seen during training and hence cannot be directly used for our purpose of human performance synthesis.

Neural 3D representations. Recently, there has been great progress in learning neural networks to represent the shape and appearance of scenes. The 3D representations are learned from 2D images via differentiable rendering networks. Convolutional neural networks are used to predict volumetric representations via 3D voxel-grid features [40, 25, 31, 27, 16, 17], point clouds [1, 49], textured meshes [20, 23, 44] and multi-plane images [11, 55]. The learnt representations are projected by a 3D-to-2D operation to synthesize images. However, these methods often have difficulty in scaling to higher resolution due to memory restrictions, and in rendering multi-view consistent images.

To eschew these problems, implicit function-based methods [22, 24, 30, 41] learn a multi-layer perceptron that directly translates a 3D positional feature into a pixel generator. The more recent NeRF [28] learns implicit fields of density and color with a volume rendering technique and achieves photo-realistic view synthesis. Among many following NeRF extensions, [32, 35, 53, 19] focus on dynamic scenes. While showing impressive results, it’s an extremely under-constrained problem

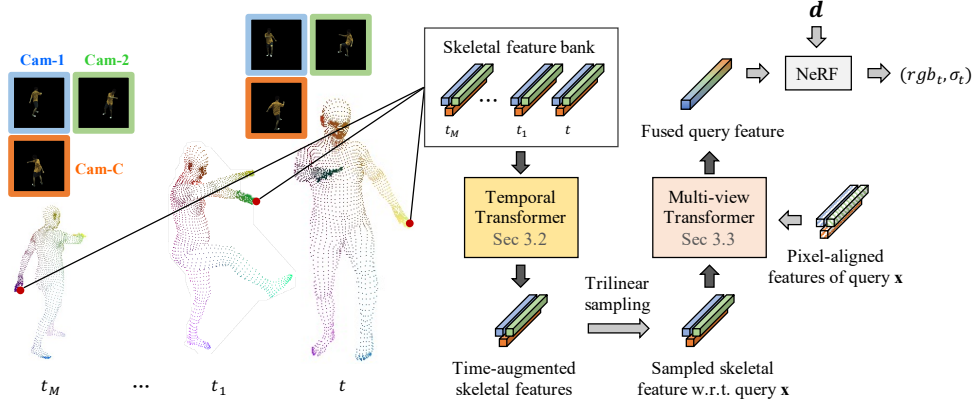


Figure 1: **Overview of Neural Human Performer.**

to jointly learn NeRF and highly dynamic deformation fields. To regularize the training, Neural Body [33] combines NeRF with a deformable human body model (e.g., SMPL [26]). Despite the promising results, these general NeRF [19, 53] and human-specific NeRF [13, 32, 33, 35, 50] methods must be optimized for each new video separately, and generalize poorly on unseen scenarios. Generalizable NeRFs [36, 47, 52] try to avoid the expensive per-scene optimization by image-conditioning using pixel-aligned features. However, directly extending such methods to model complex and dynamic 3D humans is not straightforward when available observations are highly sparse. Unlike existing works, our method exploits temporal and multi-view information on-the-fly and achieves free-viewpoint human rendering in a *feed-forward* manner, also generalizing to new, unseen human identities and poses.

3 Method

3.1 Neural Human Performer

Problem definition. In our setting, given a sparse set (e.g., 3 or 4) of multi-view cameras $c = 1, \dots, C$, input videos of an arbitrary human performance $I_{c,1:T} := \{I_{c,1}, I_{c,2}, \dots, I_{c,T}\}$ are captured for each camera view c defined by $\{\mathbf{K}_c, [\mathbf{R}|\mathbf{t}]_c\}$. We assume that the 3D human body model fit corresponding to each frame is given. Our goal is to synthesize a novel view video $\hat{I}_{q,1:T}$ for a query viewpoint q defined by $\{\mathbf{K}_q, [\mathbf{R}|\mathbf{t}]_q\}$.

Overview. To compensate for the sparsity of available input views, we propose to exploit temporal information across video frames. In practice, we sample M memory frames from the original input videos to augment each queried timestep t . Our goal is to learn generalizable 3D representations of human performers from multi-time (M) and multi-view (C) observations.

To this end, the Neural Human Performer is proposed with two main components. The overview is illustrated in Fig. 1. First, we construct the time-augmented skeletal features $\{s\}$. We exploit a human body model (SMPL [26]) to construct 3D skeletal features by projecting all the SMPL vertices onto each memory frame and picking up the pixel-aligned image features [36, 37, 52] at the projected 2D locations. The skeletal features are sampled from all memory frames to construct the skeletal feature bank. Inspired by Transformers [2, 46, 48], we propose a temporal Transformer that aggregates these memory features into the time-augmented skeletal features $\{s'\}$.

In the second stage, given a query 3D point \mathbf{x} , skeletal features are sampled at \mathbf{x} . In addition, pixel-aligned features $\{p\}$ at each time t are sampled by directly projecting \mathbf{x} onto the input images $\{I\}_t$. The multi-view Transformer is proposed to learn the correlation between the pixel-aligned features $\{p\}$ and the time-augmented skeletal features $\{s'\}$, and to adaptively fuse multi-view information.

Finally, the output representation of the query point \mathbf{x} is fed into the radiance field module to become the color and density values.

3.2 Construction of time-augmented skeletal features

For video inputs of moving characters, compared to the static scenes, there are inherently more visual cues as the occluded regions in a frame may be visible in other (potentially distant) frames. To take advantage of the temporal information, we first build up the skeletal feature bank from memory frames by leveraging a parametric body model (see Fig. 1). Then, we propose a temporal Transformer module that aggregates the collected time information.

For each view c and time t , we first build frame-level skeletal features $s_{c,t} \in \mathbb{R}^{L \times d}$ by sampling image features at the SMPL vertices' $\mathbb{R}^{3 \rightarrow 2}$ projected locations on $I_{c,t} \in \mathbb{R}^{H \times W \times 3}$. L denotes the number of SMPL vertices and d the dimension of image features.

After collecting all the skeletal features from all memory frames, we propose to aggregate the time information in an attention-aware manner, instead of using simple average pooling.

For any i^{th} skeletal feature vertex $s_{c,t}^i \in \mathbb{R}^d$, the proposed temporal Transformer casts attention over all other features contained in the vertex's memory bank $s_{c,t_1:t_M}^i = \{s_{c,t_1}^i, s_{c,t_2}^i, \dots, s_{c,t_M}^i\} \in \mathbb{R}^{M \times d}$. In particular, soft weights of all memory feature vertices are computed in a non-local manner with respect to the current timestep t . Then, the values of the memory features are weighted summed as

$$t_att_{c,t}^i = \psi\left(\frac{1}{\sqrt{d_0}}q(s_{c,t}^i) \cdot k(s_{c,t_1:t_M}^i)^T\right), \quad t_att_{c,t}^i \in \mathbb{R}^{1 \times M} \quad (1)$$

$$s'_{c,t}{}^i = t_att_{c,t}^i \cdot v(s_{c,t_1:t_M}^i) + s_{c,t}^i, \quad s'_{c,t} \in \mathbb{R}^{L \times d} \quad \forall i$$

where ψ represents the softmax operator along the second axis, $q(\cdot)$, $k(\cdot)$ and $v(\cdot)$ are learnable query, key and value embedding functions $\mathbb{R}^d \rightarrow d_0$ of the temporal Transformer.

In other words, the representation $s'_{c,t}$ of each skeletal vertex at time t is computed through a dynamically weighted combination of all its previous and next representations in the memory frames. This allows our network to incorporate helpful information and ignore irrelevant ones from other timesteps. In practice, the temporal Transformer operation in Eq. (1) is performed by a batch matrix multiplication for all skeletal vertices L and all available viewpoints C .

3.3 Multi-view aggregation of skeletal and query features

Given a query 3D point $\mathbf{x} \in \mathbb{R}^3$, we retrieve the corresponding (time-augmented) skeletal feature $s'_{c,t}{}^{\mathbf{x}} \in \mathbb{R}^d$ at the queried location via trilinear interpolation in the SMPL space with SparseConvNet [21], following [39, 34, 51, 33].

In addition, we sample pixel-aligned image feature $p_{c,t}^{\mathbf{x}}$ via direct $\mathbb{R}^{3 \rightarrow 2}$ projection of the query point \mathbf{x} on $I_{c,t}$. It is important to note that the pixel-aligned feature $p_{c,t}^{\mathbf{x}}$ is time-specific and represents the exact query location of \mathbf{x} , while the skeletal feature $s'_{c,t}{}^{\mathbf{x}}$ is time-augmented (w.r.t t) and contains inherent geometric deviations in the SMPL vertices and the following trilinear interpolations. We propose to combine these two complementary features, which will be shown to be effective in Sec. 4.4.

Given the two sets of multi-view features, skeletal $s'_{1:C,t}{}^{\mathbf{x}} = \{s'_{c,t}{}^{\mathbf{x}} | c = 1, \dots, C\} \in \mathbb{R}^{C \times d}$ and pixel-aligned $p_{1:C,t}^{\mathbf{x}} = \{p_{c,t}^{\mathbf{x}} | c = 1, \dots, C\} \in \mathbb{R}^{C \times d}$, we propose a multi-view Transformer that performs cross-attention from skeletal to pixel-aligned features. Specifically, the values of pixel-aligned features from all viewpoints is re-weighted based on how much compatible they are with each skeletal features. The non-local cross-attention mv_att is constructed as:

$$mv_att_t^{\mathbf{x}} = \psi\left(\frac{1}{\sqrt{d_1}}k(s'_{1:C,t}{}^{\mathbf{x}}) \cdot k(p_{1:C,t}^{\mathbf{x}})^T\right), \quad mv_att_t^{\mathbf{x}} \in \mathbb{R}^{C \times C} \quad (2)$$

$$z_{1:C,t}^{\mathbf{x}} = mv_att_t^{\mathbf{x}} \cdot v(p_{1:C,t}^{\mathbf{x}}) + v(s'_{1:C,t}{}^{\mathbf{x}}), \quad z_{1:C,t}^{\mathbf{x}} \in \mathbb{R}^{C \times d}, \quad z_{c,t}^{\mathbf{x}} \in \mathbb{R}^{1 \times d}$$

where ψ represents the softmax operator along the second axis. Note that k and v are new layers independent from those in the temporal Transformer. The confident observations in each view will have large weights and be highlighted, and vice versa. Finally, we use the view-wise mean of $z_t^{\mathbf{x}} = \frac{1}{C} \sum_c z_{c,t}^{\mathbf{x}} \in \mathbb{R}^d$ as our *meta-time* and *meta-view* representation of the query point \mathbf{x} .

The final density $\sigma_t(\mathbf{x})$ and color values $rgb_t(\mathbf{x})$ at time t are computed as:

$$\sigma_t(\mathbf{x}) = MLP_{\sigma}(z_t^{\mathbf{x}}), \quad rgb_t(\mathbf{x}) = MLP_{\text{rgb}}\left(\sum_c (z_{c,t}^{\mathbf{x}}; \gamma_d(\mathbf{d}))/C\right), \quad (3)$$

where MLP_σ and $MLP_{\mathbf{r}_{\mathbf{gb}}}$ consist of four and two linear layers respectively, and $\gamma_{\mathbf{d}} : \mathbb{R}^{3 \rightarrow 6 \times l}$ is a positional encoding of viewing direction $\mathbf{d} \in \mathbb{R}^3$ as in [28] with $2 \times l$ different basis functions.

More details on the network architecture can be found in the supplementary material.

3.4 Volume Rendering

The predicted color of a pixel $p \in \mathbb{R}^2$ for a target viewpoint q in the focal plane of the camera and center $\mathbf{r}_0 \in \mathbb{R}^3$ is obtained by marching rays into the scene using the camera-to-world projection matrix, $\mathbf{P}^{-1} = [\mathbf{R}_q | \mathbf{t}_q]^{-1} \mathbf{K}_q^{-1}$ with the direction of the rays given by $\mathbf{d} = \frac{\mathbf{P}^{-1} p - \mathbf{r}_0}{\|\mathbf{P}^{-1} p - \mathbf{r}_0\|}$.

We then accumulate the radiance and opacity along the ray $\mathbf{r}(z) = \mathbf{r}_0 + z\mathbf{d}$ for $z \in [z_{\text{near}}, z_{\text{far}}]$ as defined in NeRF [28] as follows:

$$\mathbf{I}_q(p) = \int_{z_{\text{near}}}^{z_{\text{far}}} \mathbf{T}(z) \sigma(\mathbf{r}(z)) \mathbf{c}(\mathbf{r}(z), \mathbf{d}) dz, \quad \text{where} \quad \mathbf{T}(z) = \exp \left(- \int_{z_{\text{near}}}^z \sigma(\mathbf{r}(s)) ds \right) \quad (4)$$

In practice, we uniformly sample a set of 64 points $z \sim [z_{\text{near}}, z_{\text{far}}]$. We set $\mathbf{X} = \mathbf{r}(z)$ and use the quadrature rule to approximate the integral. We compute the 3D bounding box of the SMPL parameters at time t and derive the bounds for ray sampling $z_{\text{near}}, z_{\text{far}}$.

3.5 Loss Function

For ground truth target image $\mathbf{I}_{q,t}$, we train both the radiance field and feature extraction network using a simple photo-metric reconstruction loss $\mathcal{L} = \|\hat{\mathbf{I}}_{q,t} - \mathbf{I}_{q,t}\|_2$.

4 Experiments

We present novel view synthesis and 3d reconstruction results of human performances in different generalization scenarios. We compare our method against the current best view-synthesis methods from two classes: body model-based, per-scene optimization methods (Sec. 4.1) and generalizable NeRF methods (Sec. 4.2). We experiment on ZJU-MoCap [33] and AIST datasets [45, 18]. For training and testing of our model as well as the baselines, we remove the background using the foreground mask that is either provided by the dataset or pre-computed. Unless otherwise specified, we sample two memory frames $\{t - 20, t + 20\}$ at time t (total three timesteps) and take three canonical input views in all experiments. The details of the datasets, training process, additional results and video results are provided in the supplementary material.

4.1 Comparison with body model-based, per-scene optimization methods.

Baselines. For body model-based methods, we compare with the state-of-the-art Neural Body (NB) [33] that combines SMPL and NeRF in a per-scene optimization setting. Neural Textures (NT) [44] renders a coarse mesh with latent texture maps and uses a 2D CNN to render target images. We use the SMPL mesh as the input mesh. NHR [49] extracts 3D features from input point clouds and renders them into 2D images. Since dense point clouds are difficult to obtain from sparse camera views, we take SMPL vertices as input point clouds. These methods have reported that their learnt per-model representations can adapt to new poses of the same performer, *i.e.*, novel pose synthesis.

Setup. We experiment with ZJU-MoCap dataset [33] which provides performance captures of 10 human subjects captured from 23 synchronized cameras, human body model parameters as well as the foreground mask corresponding to each frame. Each video contains complicated motions such as kicking and Taichi and a length between 1000 to 2000 frames. We consider three different comparison settings as detailed below. We first split the dataset into two parts: source and target videos. In all comparisons, the first 300 frames of either source or target videos are used during training, and the remaining next frames (unseen poses) are held out for testing. Note that the baseline methods are always trained in a per-model manner. To validate whether the training is reproducible, we experiment with 5 independent runs with random train/test splits and observe a variance of 0.15 PSNR, showing that the results are quite robust. In each independent run, we used seven models for training and the other three for testing.

Method	PSNR	SSIM	Method	PSNR	SSIM	Method	PSNR	SSIM
Trained on source models			Trained on target models			Trained on source models		
NB	23.79	0.887	NB	22.88	0.880	NB	28.51	0.947
NHR	22.31	0.871	NHR	22.03	0.875	NHR	23.95	0.897
NT	22.28	0.872	NT	21.92	0.873	NT	23.86	0.896
Trained on source models			Trained on source models			Trained on source models		
Ours	26.94	0.929	Ours	24.75	0.906	Ours	28.73	0.936
						Ours <i>per-scene</i>	31.57	0.966

a . Test results on **source** models' **unseen** poses

b . Test results on **target** models' **unseen** poses

c . Test results on **source** models' **seen** poses

Table 1: Comparison with other body model-based, per-scene optimization methods.




Figure 2: **Pose generalization – comparison with other body model-based, per-person optimization methods.** Results of NT: Neural textures [44], NHR: Neural human rendering [49], NB: Neural body [33] and ours. Novel view synthesis on ZJU-MoCap. Tested on **source** models' **unseen** poses (All methods are trained on **source** models; Competing methods are trained in a per-person manner.)

Results. We present three different comparison settings to validate our method. We would like to point out that all the comparison settings place our method ('ours') in disadvantage. This is because our model is trained on all the source subjects at once (one network for all subjects), while the competing methods are per-subject trained on the *subject to be tested* (one network for one subject) - easier setting. First, we evaluate **1) Pose generalization** (Table. 1a and Fig. 2). For all methods, we train on source models, and test on the same source models' unseen poses. Our method significantly outperforms all the baselines and the state-of-the-art Neural Body [33] by +3.15 PSNR and +0.042 SSIM scores. We also present a very challenging setting: **2) Identity generalization** (Table. 1b). Our method is trained on source models, while other baselines are trained on target models. Then, all methods are tested on the target models' unseen poses. Note that this comparison is *disadvantageous to ours* since the competing methods have *seen* the testing models as they must be trained separately per human model (no identity generalization for baselines). Surprisingly, our unseen-model generalization outperforms all per-scene optimized baselines by a health margin of +1.87 PSNR and +0.026 SSIM scores. The comparison results 1 and 2 indicate that our improvements are not merely from the use of body model prior (SMPL), but that our proposed architecture with the temporal as well as the multi-view transformer can generalize well onto the novel identities and poses, and can produce photo-realistic results. In Table. 1c, we show the **3) performance on seen model with seen pose**, where all the methods are trained on the source models and tested on the seen trained poses. Our method ('ours') shows comparable results with the state-of-the-art per-scene optimization method [33]. Finally, to make a more fair comparison, we conduct an additional experiment in the exact same per-scene training and testing setting as the other competing methods. Table. 1c shows our model ('ours per-scene') achieves significant improvements over the best-performing baseline [33] by +3 PSNR and +1.4% SSIM.

4.2 Comparison with generalizable NeRF methods.

Baselines. Among the recent generalizable NeRF methods [36, 52, 47], we compare with Pixel-NeRF [52] and PVA [36] which focus on very sparse (up to 3 or 4) input views. we reimplement [36] since it is not open-sourced.




Figure 3: **Identity-and-pose generalization – comparison with generalizable NeRF methods.** Results of Pixel-Nerf [52], PVA: Pixel-aligned volumetric avatar [36] and ours. Novel view synthesis on ZJU-MoCap. Tested on **target** models’ **unseen** poses (All methods are trained on **source** models.)

Method	PSNR	SSIM
Pixel-NeRF	23.17	0.8693
PVA	23.15	0.8663
Ours	24.75	0.9058

a . Generalization results on ZJU-MoCap.

Method	PSNR	SSIM
Pixel-NeRF	18.06	0.7304
PVA	17.82	0.7211
Ours	19.03	0.8390

b . Generalization results on AIST.

Table 2: **Comparison with generalizable NeRF methods.**

Setup. In addition to ZJU-MoCap (details are in Sec. 4.1), we experiment on larger AIST dataset [45, 18] to further evaluate different methods’ generalization abilities. AIST dataset provides dance videos of 30 human subjects captured from 9 cameras, together with the SMPL parameters. We extract the foreground mask of each image using an off-the-shelf human parser [14]. AIST dataset contains highly diverse motions, slow to fast, simple to complicated. We split the dataset into 20 and 10 subjects for training and testing respectively, where the testing dataset contains novel models and novel poses.

Novel view synthesis results. Table. 2 shows the comparison. For all datasets and all metrics, our method consistently outperforms the baselines by healthy margins of +1.6 PSNR and +0.037 SSIM scores. Fig. 3 and Fig. 5 present the same tendency in visualizations. Pixel-NeRF and PVA aggregate multi-view observations via average pooling without explicitly considering the correlation between the views. In contrast, our temporal and multi-view transformers learn to model the correlation between input views and integrate different observations to help the NeRF module to produce more accurate results. Another advantage of our method is that the used body model prior provides a robust geometric cue to handle the self-occlusion of human subjects.

3D reconstruction results. We also evaluate 3D reconstruction of generalizable NeRF methods and our method on ZJU-MoCap (Fig. 4) and AIST datasets (Fig. 5) given three input views. The visualization shows that our 3D reconstruction aligns well with the input image, and is more reliable than even the per-person method [33] (e.g., the shape of upper cloth in Fig. 4).

Overall, these results indicate that as human models are complex and occlusion-heavy, more sophisticated designs than simple image-conditioning are required to learn robust and accurate 3D human representations.

4.3 Cross-dataset generalization.

We further further study the generalization ability of our method across different datasets. Table. 4a shows the cross-dataset generalization results. We would like to first point out that the two datasets [19, 45] have highly different color distribution (background, lighting) and distance of camera to the subject, making the cross-dataset generalization extremely challenging. Nevertheless, we found that only 8-minute fine-tuning on the target dataset can already outperform the baselines fully-trained on the target dataset, and 16-minute fine-tuning performs on par with our model fully-trained on the target dataset.

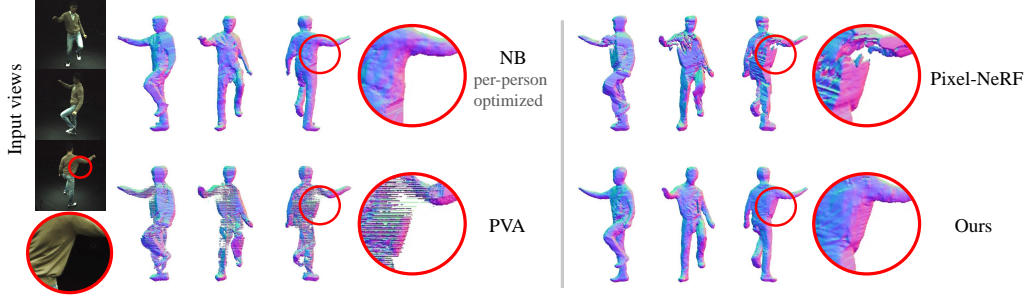


Figure 4: **3D reconstruction on ZJU-MoCap.** Tested on unseen model’s unseen pose except Neural Body (per-person optimized). NB: Neural Body [33], PVA: Pixel volumetric avatar [36], Pixel-NeRF [52] and ours.



Figure 5: **Generalization results on AIST.** Novel view synthesis and 3D reconstruction results on unseen models’ unseen poses.

4.4 Ablation studies

Table. 3 shows the ablation study on ZJU-MoCap on unseen identities and unseen poses, using three time-steps and three camera views as input. Note that all the items without either temporal or multi-view transformer module use simple average pooling instead, to fuse temporal or multi-view observations respectively.

Complementariness of skeletal and pixel-aligned query features. ‘Sk’ uses only time-augmented skeletal features (Sec. 3.2) without time-specific pixel-aligned features, while ‘Px’ uses only the time-specific pixel-aligned features, on the contrary. Both ‘only’ models show the largest drops compared to our full model, and ‘Sk + Px’ model improves them by +1.2 PSNR and +0.9 PSNR respectively. This validates the complementariness between the skeletal and pixel-aligned features in that one is time-augmented but involves slight geometric deviations, while another is time-specific and represents exact query location, as discussed in Sec. 3.3.

Impact of temporal and multi-view transformers. ‘Sk + Px’ uses no transformers so far, falling behind our full model by -1.3 PSNR score. Then ‘Sk + Px + T’ adds the temporal transformer and improves +0.7 PSNR score, showing its effectiveness in aggregating information over video frames. ‘Sk + Px + MV’ uses the multi-view transformer module and shows the largest gain of +1.0 PSNR, indicating the efficacy of learnt cross-attention between the skeletal features and pixel-aligned features, as well as the importance of learnt inter-view correlations. Our full model ‘Sk + Px + T + MV’ shows the best use of all the proposed components and achieves 24.75 PSNR and 0.9058 SSIM.

Impact of number of camera views. Table. 4b shows our model’s testing results with the different number of input views, fixing the number of timesteps as one. Our method degrades reasonably as the input views become very sparse (as few as one).

5 Limitations

We tackle some shortcomings of existing body model-based and generalizable NeRF methods with a focus on generalizable human performance rendering, but there are challenges yet to be explored. 1) While we show that our method can generalize across datasets with finetuning, the generalization capability will be limited as the distribution of the datasets become significantly different. 2) The

Variant	Skeletal	Pixel-aligned	T-transformer	MV-transformer	PSNR	SSIM
Sk	✓				22.31	0.8865
Px		✓			22.58	0.8780
Sk + Px	✓	✓			23.47	0.8906
Sk + Px + T	✓	✓	✓		24.21	0.9016
Sk + Px + MV	✓	✓		✓	24.44	0.9034
Sk + Px + T + MV	✓	✓	✓	✓	24.75	0.9058

Table 3: **Ablation study.** Generalization results on ZJU-MoCap. Sk: skeletal features, Px: pixel-aligned features, T: temporal transformer, MV: multi-view transformer.

Exp. protocol	Fine-tune	PSNR	SSIM	# Timesteps	# Views	PSNR	SSIM
Trained on AIST	8-min	24.25	0.8954	1	1	20.13	0.835
Fine-tuned on ZJU-Mocap	16-min	24.73	0.9023		2	21.82	0.871
Trained on ZJU-Mocap	8-min	18.63	0.8242		3	23.33	0.906
Fine-tuned on AIST	16-min	18.83	0.8374		4	23.51	0.913

a . Cross-dataset generalization.

b . Impact of number of camera views.

Table 4: Cross-dataset transferability (left) and impact of different number of camera views tested on the ZJU-Mocap unseen subject in unseen poses (right).

performance of our method will be affected as the SMPL parameter accuracy degrades. This is the reason why the scores on the AIST dataset, where the motions are complicated and thus relatively difficult to obtain accurate SMPL parameters, are lower compared to the scores experimented on the ZJU-Mocap dataset. It would be an interesting direction to jointly refine the SMPL parameters using differentiable rendering for in-the-wild applications. 3) Our algorithm does not have an explicit assumption of static cameras. However, in practice, it might be hard to estimate the inputs to our method (SMPL fits, camera parameters, foreground masks) with moving cameras due to motion blur, changing background, lighting, and synchronization issues etc. We consider this as an orthogonal problem and expect that any advancements in unconstrained multi-view capture setups will help to generalize our method to in-the-wild settings.

6 Societal impact

We discuss the potential societal impact of our work. The positive side is that the human performance synthesis is the key component of realizing telepresence, which has become more important especially in this pandemic era. In the future, people physically apart can feel like they are in the same space and feel connected with a few inexpensive webcams and AR/VR headsets thanks to the development of the telepresence. The negative aspect is that it can help organizations easier to identify people by reconstructing them from an only small number of surveillance cameras. We strongly hope that our research could be used in positive directions.

7 Conclusion

We present Neural Human Performer, a generalizable radiance field network based on a parametric body model that can synthesize free-viewpoint videos for arbitrary human performers from sparse camera views. Leveraging the trackable visual features from the input body motion prior, we propose a combination of a temporal Transformer and a multi-view Transformer that integrates multi-time and multi-view observations in a feed-forward manner. Our method can produce photo-realistic view synthesis of new unseen poses and identities at test time. In various generalization settings on ZJU-MoCap and AIST datasets, our method achieves state-of-the-art performance outperforming the body model-based per-scene optimization methods as well as the generalizable NeRF methods.

Acknowledgments

We thank Sida Peng of Zhejiang University, Hangzhou, China, for many very helpful discussions on a variety of implementation details of Neural Body [33]. We also thank Ruilong li and Alex Yu of UC Berkeley for many discussions on the AIST++ dataset [18] and pixelNeRF [52] details.

References

- [1] Kara-Ali Aliev, Dmitry Ulyanov, and Victor Lempitsky. Neural point-based graphics. *arXiv preprint arXiv:1906.08240*, 2(3):4, 2019.
- [2] Nicolas Carion, Francisco Massa, Gabriel Synnaeve, Nicolas Usunier, Alexander Kirillov, and Sergey Zagoruyko. End-to-end object detection with transformers. In *European Conference on Computer Vision*, pages 213–229. Springer, 2020.
- [3] Joel Carranza, Christian Theobalt, Marcus A Magnor, and Hans-Peter Seidel. Free-viewpoint video of human actors. *ACM transactions on graphics (TOG)*, 22(3):569–577, 2003.
- [4] Alvaro Collet, Ming Chuang, Pat Sweeney, Don Gillett, Dennis Evseev, David Calabrese, Hugues Hoppe, Adam Kirk, and Steve Sullivan. High-quality streamable free-viewpoint video. *ACM Transactions on Graphics (ToG)*, 34(4):1–13, 2015.
- [5] Edilson De Aguiar, Carsten Stoll, Christian Theobalt, Naveed Ahmed, Hans-Peter Seidel, and Sebastian Thrun. Performance capture from sparse multi-view video. In *ACM SIGGRAPH 2008 papers*, pages 1–10. 2008.
- [6] Paul Debevec, Tim Hawkins, Chris Tchou, Haarm-Pieter Duiker, Westley Sarokin, and Mark Sagar. Acquiring the reflectance field of a human face. In *Proceedings of the 27th annual conference on Computer graphics and interactive techniques*, pages 145–156, 2000.
- [7] Junting Dong, Qi Fang, Wen Jiang, Yurou Yang, Hujun Bao, and Xiaowei Zhou. Fast and robust multi-person 3d pose estimation and tracking from multiple views. In *T-PAMI*, 2021.
- [8] Junting Dong, Qing Shuai, Yuanqing Zhang, Xian Liu, Xiaowei Zhou, and Hujun Bao. Motion capture from internet videos. In *European Conference on Computer Vision*, pages 210–227. Springer, 2020.
- [9] Mingsong Dou, Sameh Khamis, Yury Degtyarev, Philip Davidson, Sean Ryan Fanello, Adarsh Kowdle, Sergio Orts Escolano, Christoph Rhemann, David Kim, Jonathan Taylor, et al. Fusion4d: Real-time performance capture of challenging scenes. *ACM Transactions on Graphics (TOG)*, 35(4):1–13, 2016.
- [10] Qi Fang, Qing Shuai, Junting Dong, Hujun Bao, and Xiaowei Zhou. Reconstructing 3d human pose by watching humans in the mirror. In *CVPR*, 2021.
- [11] John Flynn, Michael Broxton, Paul Debevec, Matthew DuVall, Graham Fyffe, Ryan Overbeck, Noah Snavely, and Richard Tucker. Deepview: View synthesis with learned gradient descent. In *Proceedings of the IEEE/CVF Conference on Computer Vision and Pattern Recognition*, pages 2367–2376, 2019.
- [12] Juergen Gall, Carsten Stoll, Edilson De Aguiar, Christian Theobalt, Bodo Rosenhahn, and Hans-Peter Seidel. Motion capture using joint skeleton tracking and surface estimation. In *2009 IEEE Conference on Computer Vision and Pattern Recognition*, pages 1746–1753. IEEE, 2009.
- [13] Chen Gao, Yichang Shih, Wei-Sheng Lai, Chia-Kai Liang, and Jia-Bin Huang. Portrait neural radiance fields from a single image. *arXiv preprint arXiv:2012.05903*, 2020.
- [14] Ke Gong, Xiaodan Liang, Yicheng Li, Yimin Chen, Ming Yang, and Liang Lin. Instance-level human parsing via part grouping network. In *Proceedings of the European Conference on Computer Vision (ECCV)*, pages 770–785, 2018.
- [15] Kaiwen Guo, Peter Lincoln, Philip Davidson, Jay Busch, Xueming Yu, Matt Whalen, Geoff Harvey, Sergio Orts-Escolano, Rohit Pandey, Jason Dourgarian, et al. The relightables: Volumetric performance capture of humans with realistic relighting. *ACM Transactions on Graphics (TOG)*, 38(6):1–19, 2019.
- [16] Youngjoong Kwon, Stefano Petrangeli, Dahun Kim, Haoliang Wang, Henry Fuchs, and Viswanathan Swaminathan. Rotationally-consistent novel view synthesis for humans. In *Proceedings of the 28th ACM International Conference on Multimedia*, pages 2308–2316, 2020.
- [17] Youngjoong Kwon, Stefano Petrangeli, Dahun Kim, Haoliang Wang, Eunbyung Park, Viswanathan Swaminathan, and Henry Fuchs. Rotationally-temporally consistent novel view synthesis of human performance video. In *European Conference on Computer Vision*, pages 387–402. Springer, 2020.
- [18] Ruilong Li, Shan Yang, David A Ross, and Angjoo Kanazawa. Ai choreographer: Music conditioned 3d dance generation with aist++. In *International Conference on Computer Vision*, 2021.
- [19] Tianye Li, Mira Slavcheva, Michael Zollhoefer, Simon Green, Christoph Lassner, Changil Kim, Tanner Schmidt, Steven Lovegrove, Michael Goesele, and Zhaoyang Lv. Neural 3d video synthesis. *arXiv preprint arXiv:2103.02597*, 2021.
- [20] Yiyi Liao, Katja Schwarz, Lars Mescheder, and Andreas Geiger. Towards unsupervised learning of generative models for 3d controllable image synthesis. In *Proceedings of the IEEE/CVF Conference on Computer Vision and Pattern Recognition*, pages 5871–5880, 2020.
- [21] Baoyuan Liu, Min Wang, Hassan Foroosh, Marshall Tappen, and Marianna Pensky. Sparse convolutional neural networks. In *Proceedings of the IEEE conference on computer vision and pattern recognition*, pages 806–814, 2015.

- [22] Lingjie Liu, Jiatao Gu, Kyaw Zaw Lin, Tat-Seng Chua, and Christian Theobalt. Neural sparse voxel fields. *arXiv preprint arXiv:2007.11571*, 2020.
- [23] Lingjie Liu, Weipeng Xu, Michael Zollhoefer, Hyeonwoo Kim, Florian Bernard, Marc Habermann, Wenping Wang, and Christian Theobalt. Neural rendering and reenactment of human actor videos. *ACM Transactions on Graphics (TOG)*, 38(5):1–14, 2019.
- [24] Shaohui Liu, Yinda Zhang, Songyou Peng, Boxin Shi, Marc Pollefeys, and Zhaopeng Cui. Dist: Rendering deep implicit signed distance function with differentiable sphere tracing. In *Proceedings of the IEEE/CVF Conference on Computer Vision and Pattern Recognition*, pages 2019–2028, 2020.
- [25] Stephen Lombardi, Tomas Simon, Jason Saragih, Gabriel Schwartz, Andreas Lehrmann, and Yaser Sheikh. Neural volumes: Learning dynamic renderable volumes from images. *arXiv preprint arXiv:1906.07751*, 2019.
- [26] Matthew Loper, Naureen Mahmood, Javier Romero, Gerard Pons-Moll, and Michael J Black. Smpl: A skinned multi-person linear model. *ACM transactions on graphics (TOG)*, 34(6):1–16, 2015.
- [27] Lars Mescheder, Michael Oechsle, Michael Niemeyer, Sebastian Nowozin, and Andreas Geiger. Occupancy networks: Learning 3d reconstruction in function space. In *Proceedings of the IEEE/CVF Conference on Computer Vision and Pattern Recognition*, pages 4460–4470, 2019.
- [28] Ben Mildenhall, Pratul P Srinivasan, Matthew Tancik, Jonathan T Barron, Ravi Ramamoorthi, and Ren Ng. Nerf: Representing scenes as neural radiance fields for view synthesis. In *European Conference on Computer Vision*, pages 405–421. Springer, 2020.
- [29] Ryota Natsume, Shunsuke Saito, Zeng Huang, Weikai Chen, Chongyang Ma, Hao Li, and Shigeo Morishima. Siclope: Silhouette-based clothed people. In *Proceedings of the IEEE/CVF Conference on Computer Vision and Pattern Recognition*, pages 4480–4490, 2019.
- [30] Michael Niemeyer, Lars Mescheder, Michael Oechsle, and Andreas Geiger. Differentiable volumetric rendering: Learning implicit 3d representations without 3d supervision. In *Proceedings of the IEEE/CVF Conference on Computer Vision and Pattern Recognition*, pages 3504–3515, 2020.
- [31] Kyle Olszewski, Sergey Tulyakov, Oliver Woodford, Hao Li, and Linjie Luo. Transformable bottleneck networks. In *Proceedings of the IEEE/CVF International Conference on Computer Vision*, pages 7648–7657, 2019.
- [32] Keunhong Park, Utkarsh Sinha, Jonathan T Barron, Sofien Bouaziz, Dan B Goldman, Steven M Seitz, and Ricardo-Martin Brualla. Deformable neural radiance fields. *arXiv preprint arXiv:2011.12948*, 2020.
- [33] Sida Peng, Yuanqing Zhang, Yinghao Xu, Qianqian Wang, Qing Shuai, Hujun Bao, and Xiaowei Zhou. Neural body: Implicit neural representations with structured latent codes for novel view synthesis of dynamic humans. In *CVPR*, 2021.
- [34] Songyou Peng, Michael Niemeyer, Lars Mescheder, Marc Pollefeys, and Andreas Geiger. Convolutional occupancy networks. *arXiv preprint arXiv:2003.04618*, 2, 2020.
- [35] Albert Pumarola, Enric Corona, Gerard Pons-Moll, and Francesc Moreno-Noguer. D-nerf: Neural radiance fields for dynamic scenes. *arXiv preprint arXiv:2011.13961*, 2020.
- [36] Amit Raj, Michael Zollhoefer, Tomas Simon, Jason Saragih, Shunsuke Saito, James Hays, and Stephen Lombardi. Pva: Pixel-aligned volumetric avatars. *arXiv preprint arXiv:2101.02697*, 2021.
- [37] Shunsuke Saito, Zeng Huang, Ryota Natsume, Shigeo Morishima, Angjoo Kanazawa, and Hao Li. Pifu: Pixel-aligned implicit function for high-resolution clothed human digitization. In *Proceedings of the IEEE/CVF International Conference on Computer Vision*, pages 2304–2314, 2019.
- [38] Shunsuke Saito, Tomas Simon, Jason Saragih, and Hanbyul Joo. Pifuhd: Multi-level pixel-aligned implicit function for high-resolution 3d human digitization. In *Proceedings of the IEEE/CVF Conference on Computer Vision and Pattern Recognition*, pages 84–93, 2020.
- [39] Shaoshuai Shi, Chaoxu Guo, Li Jiang, Zhe Wang, Jianping Shi, Xiaogang Wang, and Hongsheng Li. Pv-rcnn: Point-voxel feature set abstraction for 3d object detection. In *Proceedings of the IEEE/CVF Conference on Computer Vision and Pattern Recognition*, pages 10529–10538, 2020.
- [40] Vincent Sitzmann, Justus Thies, Felix Heide, Matthias Nießner, Gordon Wetzstein, and Michael Zollhofer. Deepvoxels: Learning persistent 3d feature embeddings. In *Proceedings of the IEEE/CVF Conference on Computer Vision and Pattern Recognition*, pages 2437–2446, 2019.
- [41] Vincent Sitzmann, Michael Zollhöfer, and Gordon Wetzstein. Scene representation networks: Continuous 3d-structure-aware neural scene representations. *arXiv preprint arXiv:1906.01618*, 2019.
- [42] Carsten Stoll, Juergen Gall, Edilson De Aguiar, Sebastian Thrun, and Christian Theobalt. Video-based reconstruction of animatable human characters. *ACM Transactions on Graphics (TOG)*, 29(6):1–10, 2010.
- [43] Zhuo Su, Lan Xu, Zerong Zheng, Tao Yu, Yebin Liu, et al. Robustfusion: Human volumetric capture with data-driven visual cues using a rgbd camera. Springer, 2020.

- [44] Justus Thies, Michael Zollhöfer, and Matthias Nießner. Deferred neural rendering: Image synthesis using neural textures. *ACM Transactions on Graphics (TOG)*, 38(4):1–12, 2019.
- [45] Shuhei Tsuchida, Satoru Fukayama, Masahiro Hamasaki, and Masataka Goto. Aist dance video database: Multi-genre, multi-dancer, and multi-camera database for dance information processing. In *ISMIR*, pages 501–510, 2019.
- [46] Ashish Vaswani, Noam Shazeer, Niki Parmar, Jakob Uszkoreit, Llion Jones, Aidan N Gomez, Lukasz Kaiser, and Illia Polosukhin. Attention is all you need. *arXiv preprint arXiv:1706.03762*, 2017.
- [47] Qianqian Wang, Zhicheng Wang, Kyle Genova, Pratul Srinivasan, Howard Zhou, Jonathan T Barron, Ricardo Martin-Brualla, Noah Snavely, and Thomas Funkhouser. Ibrnet: Learning multi-view image-based rendering. *arXiv preprint arXiv:2102.13090*, 2021.
- [48] Xiaolong Wang, Ross Girshick, Abhinav Gupta, and Kaiming He. Non-local neural networks. In *Proceedings of the IEEE conference on computer vision and pattern recognition*, pages 7794–7803, 2018.
- [49] Minye Wu, Yuehao Wang, Qiang Hu, and Jingyi Yu. Multi-view neural human rendering. In *Proceedings of the IEEE/CVF Conference on Computer Vision and Pattern Recognition*, pages 1682–1691, 2020.
- [50] Wenqi Xian, Jia-Bin Huang, Johannes Kopf, and Changil Kim. Space-time neural irradiance fields for free-viewpoint video. *arXiv preprint arXiv:2011.12950*, 2020.
- [51] Yan Yan, Yuxing Mao, and Bo Li. Second: Sparsely embedded convolutional detection. *Sensors*, 18(10):3337, 2018.
- [52] Alex Yu, Vickie Ye, Matthew Tancik, and Angjoo Kanazawa. pixelnerf: Neural radiance fields from one or few images. *arXiv preprint arXiv:2012.02190*, 2020.
- [53] Wentao Yuan, Zhaoyang Lv, Tanner Schmidt, and Steven Lovegrove. Star: Self-supervised tracking and reconstruction of rigid objects in motion with neural rendering. *arXiv preprint arXiv:2101.01602*, 2020.
- [54] Zerong Zheng, Tao Yu, Yixuan Wei, Qionghai Dai, and Yebin Liu. Deephuman: 3d human reconstruction from a single image. In *Proceedings of the IEEE/CVF International Conference on Computer Vision*, pages 7739–7749, 2019.
- [55] Tinghui Zhou, Richard Tucker, John Flynn, Graham Fyffe, and Noah Snavely. Stereo magnification: Learning view synthesis using multiplane images. *arXiv preprint arXiv:1805.09817*, 2018.

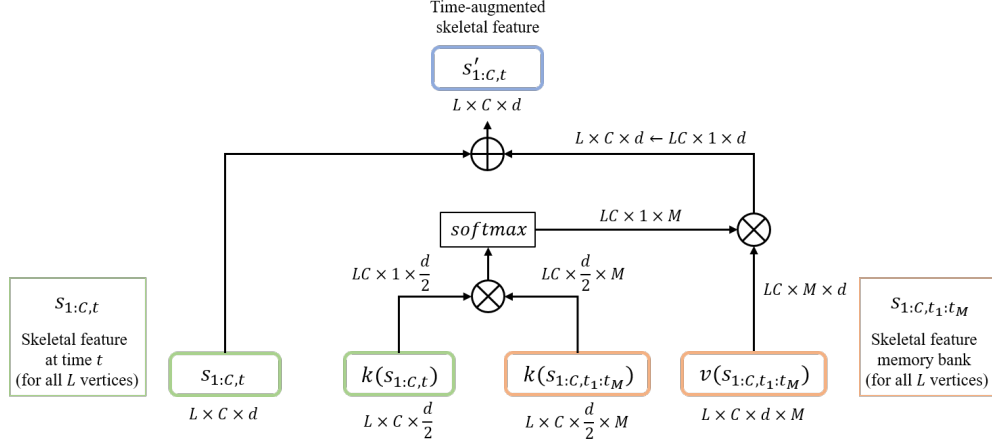


Figure 6: Overview of temporal Transformer’s attention between the skeletal features at t and skeletal memory features.

Appendix

A Video results

Video results on free-viewpoint rendering and 3D reconstruction with ZJU-MoCap and AIST datasets can be found at <https://youngjoongunc.github.io/nhp>.

B Reproducibility

B.1 Implementation details.

We describe the implementation details in the interest of reproducibility. Note that due to the high computing cost, we did not spend significant effort to tune the architecture or training procedure, and it is possible that variations can perform better, or that smaller models may suffice. Code will be made public upon publication.

Image feature extractor. As briefly discussed in the main paper, we use an ImageNet-pretrained ResNet18 backbone to extract a feature pyramid. For an image of shape $H \times W$, we take the multi-scale feature maps of shapes

$$\{ 64 \times H/2 \times W/2, \quad 64 \times H/4 \times W/4, \quad 128 \times H/8 \times W/8, \quad 256 \times H/16 \times W/16 \}.$$

These feature maps are bilinearly upsampled to the highest resolution *i.e.*, $H/2 \times W/2$, and concatenated into a shape $512 \times H/2 \times W/2$.

Temporal transformer.

The temporal Transformer is used in construction of time-augmented skeletal features in Section 3.2 of the manuscript. The overview of the attention between the skeletal feature at t and skeletal memory features is illustrated in Fig. 6. All the L vertices are processed batch-wise, where the attention is computed for each vertex. d is set to 64.

Sampling of time-augmented skeletal feature w.r.t. a query point \mathbf{x} .

When we are given a query point \mathbf{x} in 3D space, we sample the corresponding feature at \mathbf{x} ’s 3D location, $s'_{1:C,t}{}^{\mathbf{x}} \in \mathbb{R}^{C \times d}$, from the previously constructed time-augmented skeletal features $s'_{1:C,t} \in \mathbb{R}^{L \times C \times d}$. Inspired by [51, 39, 34, 33], we adopt the SparseConvNet [21] to perform such sampling, whose architecture is described in Table 5. First, we compute the 3D bounding box of the human body based on the SMPL parameters, and divide the 3D box into small voxels of size of $5mm \times 5mm \times 5mm$, resulting in a $D' \times H' \times W'$ (depth, height, width) volume. The SparseConvNet

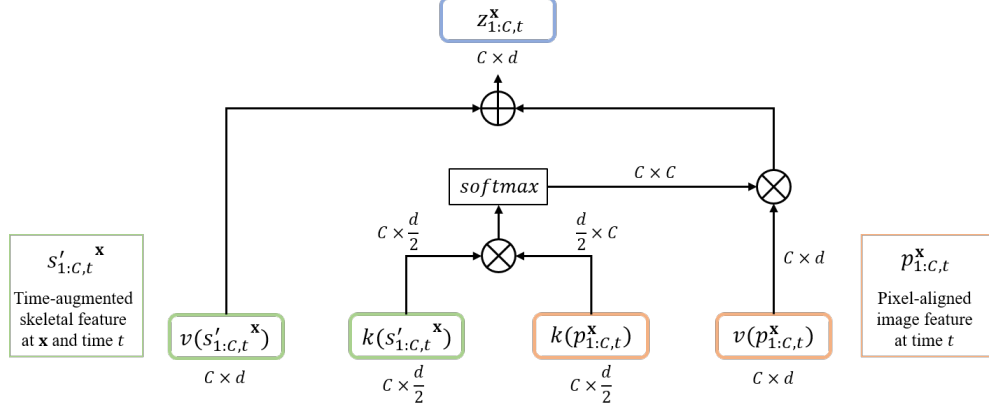


Figure 7: **Overview of multi-view Transformer’s cross-attention between the sampled time-augmented skeletal features and time-specific pixel-aligned feature at t .**

	Layer Description	Output Dim.
	Input volume	$D' \times H' \times W' \times 64$
1-2	$(3 \times 3 \times 3 \text{ conv, } 64 \text{ features, stride } 1) \times 2$	$D' \times H' \times W' \times 64$
3	$(3 \times 3 \times 3 \text{ conv, } 64 \text{ features, stride } 2)$	$D'/2 \times H'/2 \times W'/2 \times 64$
4-5	$(3 \times 3 \times 3 \text{ conv, } 64 \text{ features, stride } 1) \times 2$	$D'/2 \times H'/2 \times W'/2 \times 64$
6	$(3 \times 3 \times 3 \text{ conv, } 64 \text{ features, stride } 2)$	$D'/4 \times H'/4 \times W'/4 \times 64$
7-9	$(3 \times 3 \times 3 \text{ conv, } 64 \text{ features, stride } 1) \times 3$	$D'/4 \times H'/4 \times W'/4 \times 128$
10	$(3 \times 3 \times 3 \text{ conv, } 128 \text{ features, stride } 2)$	$D'/8 \times H'/8 \times W'/8 \times 128$
11-13	$(3 \times 3 \times 3 \text{ conv, } 128 \text{ features, stride } 1) \times 3$	$D'/8 \times H'/8 \times W'/8 \times 128$
14	$(3 \times 3 \times 3 \text{ conv, } 128 \text{ features, stride } 2)$	$D'/16 \times H'/16 \times W'/16 \times 128$
15-17	$(3 \times 3 \times 3 \text{ conv, } 128 \text{ features, stride } 1) \times 3$	$D'/16 \times H'/16 \times W'/16 \times 128$
	Resize & Concat. outputs of layer 5, 9, 13, and 17	$D'/16 \times H'/16 \times W'/16 \times 384$

Table 5: **Architecture of SparseConvNet.** Each layer consists of sparse convolution, batch normalization and ReLU.

consists in 3D sparse convolutions to process the input volume, diffusing the skeletal features into the nearby 3D space. We resize and concatenate the multi-scale outputs from the 5, 9, 13, 17-th layers as the output feature $\in \mathbb{R}^{\frac{D'}{16} \times \frac{H'}{16} \times \frac{W'}{16} \times 384}$. Since the diffusion of the skeletal feature should not be affected by the human position and orientation in the world coordinate system, we transform the skeletal feature locations to the SMPL coordinate system. Then, the query location \mathbf{x} is also transformed to the SMPL coordinate system, and the corresponding skeletal feature $s'_{1:C,t}^x \in \mathbb{R}^{C \times 384}$ is sampled via trilinear interpolation, and a fully-connected layer reduces the channel-size to 128. The resulting skeletal feature $s'_{1:C,t}^x \in \mathbb{R}^{C \times 128}$ is fed into the following multi-view transformer.

Multi-view transformer. The sampled time-augmented skeletal feature $s'_{1:C,t}^x$ is fed into the proposed multi-view transformer to obtain our *meta-time* and *meta-view* representation of the query point \mathbf{x} , which is explained in Section 3.3 of the manuscript. The overview of the cross-attention between the sampled time-augmented skeletal features and time-specific pixel-aligned features is illustrated in Fig. 7. d is set as 128.

NeRF network.

The NeRF network takes the final representation from above $z_{1:C,t}^x$ as input and predicts density σ_t^x and color rgb_t^x . It consists of the fully-connected layers as illustrated in Fig. 8.

Query point sampling details. We first compute the 3D bounding box of the human subject from the corresponding SMPL vertice coordinates. Since there is a gap between the exact human subject geometry and the SMPL model, we enlarge the side length of the bounding box by 2.5% and this becomes the query point sampling bounds. We sample 1024 rays, and 64 points are sampled per ray for the training. For the inference, 64 points are sampled along each ray.

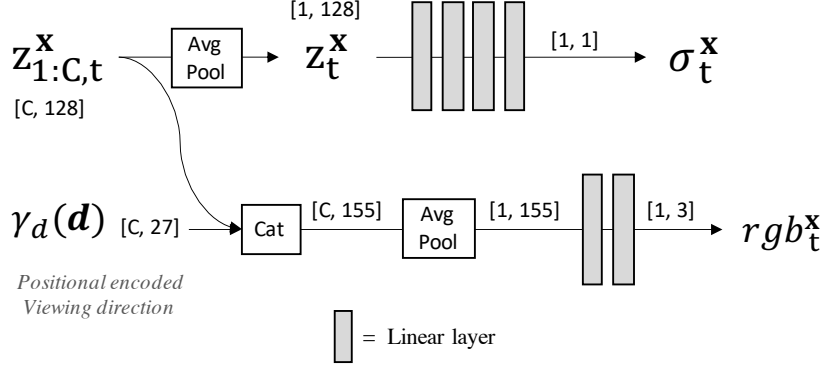


Figure 8: Overview of NeRF architecture.

C Datasets

We discuss the additional details about the datasets used, including the train/test splits and license information. Note that both the ZJU-Mocap and AIST datasets do not contain any personally identifiable information or offensive content.

C.1 ZJU-MoCap

We use the 512×512 videos for the training and testing following the original Neural Body [33]. ZJU-Mocap provides 10 human subjects, and we reserved 7 for the training and 3 for testing on unseen identities. As mentioned in the main paper, we experiment with 5 independent runs with random train/test splits. For the qualitative results, we used subject 387, 393, 394 for the testing. ZJU-Mocap provides SMPL parameters obtained using EasyMocap¹ [8, 33, 10, 7] and foreground mask extracted using PGN [14]. ZJU-Mocap is the public dataset that is only meant for the research purposes as stated in their GitHub page.

C.2 AIST

The original AIST dataset provides 60 fps videos with 1080×1920 resolutions [45] with corresponding SMPL parameters [18] obtained using AIST++ API². AIST dataset does not provide foreground mask, so we obtained the foreground mask using PGN [14]. Since most part of the images are background, we center-crop the video to 800×800 sizes. During the training and evaluation, we resize the center-cropped video to 512×512 . AIST contains 30 human subjects. We split the train and testing sets based on different subjects, which also makes sure the human motions in the train (20 identities) and testing sets (10 identities) have no overlap. AIST videos are public dataset only for the research purposes. The annotations of the AIST dataset is also public for research purposes and it is licensed by Google LLC CC-BY-4.0 license.

¹<https://github.com/zju3dv/EasyMocap>

²https://github.com/google/aistplusplus_api