

# ePiC: Employing Proverbs in Context as a Benchmark for Abstract Language Understanding

Sayan Ghosh      Shashank Srivastava  
 UNC Chapel Hill  
 {sayghosh, sssrivastava}@cs.unc.edu

## Abstract

While large language models have shown exciting progress on several NLP benchmarks, evaluating their ability for complex analogical reasoning remains under-explored. Here, we introduce a high-quality crowdsourced dataset of narratives for employing proverbs in context as a benchmark for abstract language understanding. The dataset provides fine-grained annotation of aligned spans between proverbs and narratives, and contains minimal lexical overlaps between narratives and proverbs, ensuring that models need to go beyond surface-level reasoning to succeed. We explore three tasks: (1) proverb recommendation and alignment prediction, (2) narrative generation for a given proverb and topic, and (3) identifying narratives with similar motifs. Our experiments show that neural language models struggle in our tasks compared to humans, and the tasks pose multiple learning challenges.<sup>1</sup>

## 1 Introduction

Large language models (LLMs) (Devlin et al., 2019; Liu et al., 2019a; Raffel et al., 2019; Lan et al., 2019; Sanh et al., 2019; Lewis et al., 2019) have led to a paradigm shift in NLP, and have shown exciting progress on benchmarks such as GLUE and SuperGLUE (Wang et al., 2019a). In particular, these include tasks such as reading comprehension, natural language inference and coreference resolution. Many of these tasks rely on semantics and syntactic reasoning, which has been mastered by these LLMs. For example, apart from improving on distributional semantics through contextualized embeddings (Ethayarajh, 2019), recent work has shown evidence that these models implicitly learn emergent concepts such as subject-verb agreement (Jawahar et al., 2019), semantic roles (Tenney et al., 2019) and dependency structures (Hewitt and Manning, 2019).

<sup>1</sup>Work in progress

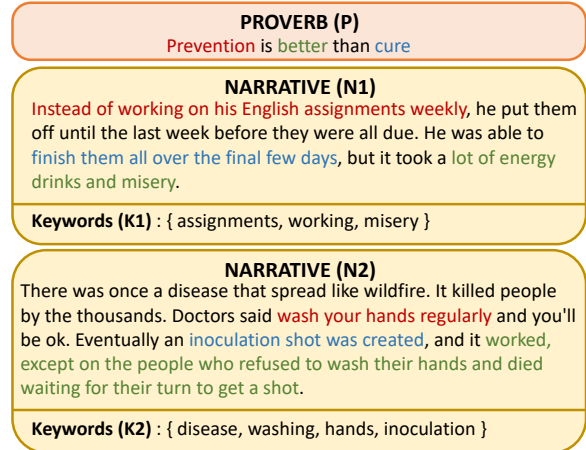


Figure 1: We introduce ePiC, a crowdsourced dataset of narratives for employing proverbs in context. Our dataset contains narratives (N1 and N2) paired against proverbs (P) along with a fine-grained annotation of *aligned spans* between the narratives and proverbs. Aligned spans are shown with matching colors, and indicate correspondences in roles between proverbs and narratives. We explore three tasks: (1) proverb recommendation and alignment prediction (predict P given N1), (2) narrative generation for a given proverb and topic (generate N1 given P and K1), and (3) identifying narratives with similar motifs (e.g. identify N2 in a set of narratives given N1).

However, humans show an ability for deeper linguistic reasoning. We can identify people’s intentions and goals (Douglas and Sutton, 2006), perform relational reasoning (Alexander et al., 2016) and find analogies in situations with little surface overlap (Holyoak, 2013). In particular, the ability to make verbal analogies in the form of proverbs is often noted as an indicator of human intelligence and literary ability (Penfield and Duru, 1988; Nippold et al., 2001). Proverbs are also repositories of information on culture, societal norms, values and folk wisdom (Raymond, 1956; White, 1987). Thus, AI systems need to understand and employ such knowledge. In this work, we investigate proverbs in narrative contexts as a testbed for evaluating ab-

abstract reasoning and analogical abilities of LLMs.

We introduce ePiC (employing Proverbs in Context), a high-quality crowdsourced dataset of narratives paired with proverbs. The dataset provides fine-grained annotation of aligned spans between proverbs and narratives, and is designed to minimize lexical overlap between narratives and proverbs. Figure 1 shows two examples of narratives for a proverb from our dataset, along with corresponding alignment annotations. We diverge from related extant resources (Wang et al., 2020; Tan et al., 2015, 2016) on using proverbs in terms of quality of narratives, direct supervision and having fine-grained alignment annotations.<sup>2</sup> We explore three tasks: (1) proverb retrieval (§ 5.1) and alignment prediction, (2) narrative generation for a given proverb and a set of keywords specifying a topic (§ 5.2), and (3) discovering narratives with similar motifs (§ 5.3). By benchmarking several LLMs, we find that existing models struggle with these tasks, suggesting much scope of improvement in abstract reasoning. In particular, humans show much higher performance in many cases. Our dataset will be publicly hosted on the web along with a public leaderboard on first publication.

In §3, we describe the crowdsourced creation of our dataset and provide details of annotation tasks. In §4, we analyse the extent of lexical overlap and quantitatively evaluate the biases in our dataset. We also perform a human study to evaluate the quality of generated narratives. §5 describes the three tasks and provides details of experimental evaluation of LLMs for each task. We conclude with a discussion of future direction in §6, and a statement of ethics and broader impact relevant to our dataset in §6. Our contributions are:

- We introduce ePiC, a high quality dataset for employing proverbs in context. It contains multiple narratives for English proverbs, and fine-grained annotation of aligned spans between them.
- We design three challenging tasks that require models to go beyond surface-level reasoning and provoke research towards making more socially grounded NLP systems.
- We benchmark the performance of several state-of-the-art large language models in our proposed tasks using our dataset.

Code and dataset will be available at <https://github.com/sgdgp/epic>.

<sup>2</sup>Existing datasets are automatically created by scraping web-text, and supervision is heuristic (based on co-occurrences of proverbs and contexts)

## 2 Related Work

Prior work has explored recommending Chinese idioms as context-based recommendation (Liu et al., 2019b) or as cloze-style reading comprehension tasks (Zheng et al., 2019). Learning to quote has been explored based on fiction Tan et al. (2015, 2016) and noisy social media conversations from Twitter, Reddit or Weibo (Lee et al., 2016; Wang et al., 2020). In the most related prior work, authors explore a quote retrieval task borrowing inspiration from context based recommendation systems (Huang et al., 2012; He et al., 2010). Wang et al. (2020) formulate learning to quote as a generation task by using topic modelling (Miao et al., 2017; Wang et al., 2019b) in a sequence-to-sequence network. While previous work has considered idioms, proverbs and common phrases as quotes whereas we specifically work with proverbs. In comparison to earlier datasets, our dataset is substantially superior in quality and supervision. Further, ePiC includes fine-grained annotations aligning parts of proverb to parts of the narrative, which has significant possibilities for model training, evaluation and interpretability.

## 3 Dataset Creation

In this section we describe the steps involved in creating the dataset in detail.

### 3.1 Proverb collection

We obtained a candidate set of English proverbs by scraping websites for ‘The Phrase Finder’<sup>3</sup> and WikiQuotes<sup>4</sup>. Next, this set was manually pruned to remove lexical variations of the same proverb. This considerably filtered the candidate set, since many entries consisted of minor lexical or syntactic variations of the same proverb. This manual curation led to a set of 250 proverbs, which we consider in the current version of our dataset.

### 3.2 Collecting narratives

In the second step, we use Amazon Mechanical Turk to collect a diverse set of narratives corresponding to each proverb. We collect 10 narratives contributed by distinct turkers for each proverb, leading to a total of 2500 proverb-narrative pairs. We also ensure that no turker contributes

<sup>3</sup><https://www.phrases.org.uk/>

<sup>4</sup>[https://en.wikiquotes.org/wiki/English\\_proverbs](https://en.wikiquotes.org/wiki/English_proverbs)

a large number of narratives to alleviate annotator bias (Geva et al., 2019) (where models can overfit to annotator characteristics), while encouraging diversity in writing style and content. The turkers were asked to write short realistic stories, preferably within 100 words. Additionally to avoid surface-form biases, turkers were encouraged to minimize lexical overlap and to not mention the proverb or parts of it in the narrative. This was done so that doing well on the tasks requires detailed understanding the narratives in rather than relying on surface-level cues. Turkers were paid 50 cents for each narrative for this task.

### 3.3 Span alignment annotation

In a third step, we solicit more fine-grained annotations between the narratives and the proverb in form of aligned spans. For this task, we present proverb-narrative pairs to turkers and ask them to find contiguous spans in narrative which align well with contiguous spans in the proverb. Turkers could submit upto 5 pairs of aligned spans per proverb-narrative pair. These pairs of aligned spans highlight the grounding of a proverb in the narrative (as previously shown in Figure 1). These annotations can allow verification of the reasoning capabilities of various neural models by checking if these models are able to identify these correspondences, and adds interpretability to our tasks. Turkers were paid 25 cents for each proverb-narrative pair annotation for this task.

### 3.4 Collection Statistics

Table 1 shows the statistics of narrative collection for the proverbs. The narrative writing task was perceived as challenging yet interesting by most turkers due to (a) not having outlines about topics for the narrative beforehand (b) requirement of low lexical overlap with the proverb. Thus, the narrative writing task had a learning curve and some of the narratives submitted initially were not included in the dataset.

# submitted narratives	2561
# approved narratives	2500
# workers participated	166
Avg. # approved narratives per turker	15.06
Max # approved narratives by one turker	168

Table 1: Statistics of AMT task for narrative collection.

Vocabulary size	16170
Avg. no. of tokens per narrative	64.27
Avg. no. of sentences per narrative	4.26
Avg. no. of aligned spans	2.18
Avg. no. words per proverb span	2.71
Avg. no. words per narrative span	11.57
No. of unique bigrams	80978
No. of unique trigrams	133772

Table 2: Dataset statistics for ePiC.

## 4 Dataset Analysis

Table 2 shows some statistics of the dataset collected through the process described in §3. We note that the average length of stories is about 65 words and between 4 to 5 sentences. In this section, we analyze the characteristics and biases of the ePiC dataset in detail. We discuss lexical similarity between narratives and proverbs in §4.1. §4.2 describes the diversity of the dataset in terms of events and entities, and details of sentiment analysis of proverbs and narratives. Finally, §4.3 discusses human evaluation of the quality of the dataset.

N-GRAM	JACCARD SIM.	COMMON N-GRAMS
unigram	0.0258 (0.0211)	1.27 (1.06)
bigram	0.0010 (0.0004)	0.07 (0.03)
trigram	0.0003 (0.0000)	0.02 (0.00)

Table 3: Avg. Jaccard similarity and number of common n-grams between proverbs and narratives. Numbers in parenthesis denote the corresponding statistics when the proverbs are randomly permuted and assigned to narratives.

### 4.1 Lexical overlap analysis

**Using n-grams:** We evaluate the extent of lexical overlap between proverbs and narratives by computing common n-grams between them. Table 3 reports the average Jaccard similarity score between n-gram sets of proverbs and narratives, and the average number of common n-grams. On average, there are 1.27 unigrams common between narratives and proverbs (including stopwords). In comparison, randomly permuting assignments of proverbs for narratives yields an average unigram Jaccard similarity of 0.0211 and 1.06 common unigrams. Thus, the overlap metrics in the dataset are comparable to those between unrelated texts.

To evaluate diversity among narratives that correspond to a proverb, we compute average Jaccard similarity between sets of unigrams for the narratives. This score is 0.107, which is comparable

to a value of 0.098 for average unigram overlap between pairs of narratives corresponding to different proverbs. This suggests a high lexical diversity between the narratives in the dataset.

LLM	Acc. (%) $\uparrow$	MRR $\uparrow$
Random	0.40	0.0244
Word2Vec	1.52	0.0470
BERT	0.36	0.0247
ROBERTA	1.64	0.0537
DistilBERT	1.92	0.0528
ALBERT	0.40	0.0247
GPT-2	0.92	0.0329
BART	1.14	0.0412
T5	2.32	0.0652

Table 4: Benchmarking proverb retrieval performance using word2vec and off-the-shelf LLMs (‘base’ versions).

**Using distributional embeddings:** We formulate a retrieval task to explore if we can retrieve the correct proverb corresponding to a narrative only by using similarity in their distributional representations. We define similarity between a proverb and a narrative by using cosine similarity between the embeddings of the proverb and the narrative. We use (1) word2vec embeddings (Mikolov et al., 2013) (2) contextual embeddings from LLMs to represent the proverb and narrative. We obtain the embeddings for a context  $c$  (where  $c$  can be a proverb or a narrative) as:

- Word2vec : average of word embeddings for tokens in  $c$ .
- BERT/roBERTa :  $[CLS]$  token embedding on passing  $c$  through BERT/roBERTa.
- DistilBERT/AlBERT :  $[CLS]$  token embedding on passing  $c$  through DistilBERT/AlBERT
- T5/GPT-2 Encoder: sum of embeddings of tokens in  $c$  after passing through the encoder

For each narrative, we retrieve the proverb that has the highest similarity. For this retrieval task, we report the accuracy and Mean Reciprocal Rank of the correct proverb in Table 4. We note that while all models perform better than random, the performance is very low when using the out-of-the-box representations. In §5, we explore learning-based methods for the same setup.

## 4.2 Data characteristics

**Diversity of narrative events:** Fig 2 shows the distribution of events in our dataset. Following Mostafazadeh et al. (2016) we find events as the hyponyms of the word ‘event’ or ‘process’ using

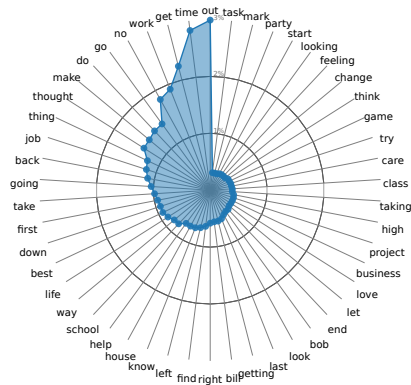


Figure 2: Top-50 ‘event’ or ‘process’ hyponyms in our dataset.

WordNet (Fellbaum, 2010). We see that the top events comprise less than 3% of all events in our dataset, and the long tail of less frequent events shows the diversity of the dataset.

**Sentiment analysis:** To evaluate if there are biases in the data in terms of sentiment associations between proverbs and corresponding narratives (e.g., if negative sentiment proverbs only correspond to negative sentiments in narratives), we perform sentiment analysis of the narratives using VADER (Hutto and Gilbert, 2014). Figure 3 shows the average sentiment scores of the narratives corresponding to a proverb plotted against the sentiment score of the proverb. We find that the narratives are diverse in terms of their sentiment polarities. Quantitatively the Pearson correlation score between the average sentiment score of the narratives w.r.t sentiment score of proverb is 0.35, showing a positive correlation. An example of proverb for which the narratives were close in sentiment scores to the proverb is ‘*a thing of beauty is a joy forever*’ while for ‘*there’s no fool like an old fool*’ the sentiment polarity of narratives was on average opposite to that of the proverb. We also show the variance in terms of number of positive and negative sentiment narratives (out of 10) for each proverb in Figure 4. We note that there are indeed a small number of proverbs for which all or most narratives leaning towards a particular sentiment polarity. Quantitatively, for 23 proverbs, either 9 or all 10 of the narratives have positive VADER sentiment score. These include: ‘*Nothing succeeds like success*’, ‘*Christmas comes but once a year*’ and ‘*Genius is one percent inspiration, ninety-nine percent perspiration*’. There are 6 proverbs for which either 9 or all 10 narratives have a negative VADER senti-



ment score. These include: ‘*The wages of sin is death*’, ‘*Fish always stink from the head down*’ and ‘*Don’t wash your dirty linen in public*’. However, as seen in Figure 4, the vast majority of proverbs in the dataset are represented by narratives with both positive and negative sentiment polarities.

**Gender distribution of entities:** We analyse entities in our dataset to find the ratio of male and female mentions in the narratives. Based on an off-the-shelf neural coreference pipeline, we find that 61% of the mentions in the narratives are male, while 39% are female. Around 48% of the narratives have predominantly male mentions, 26% of the narratives have predominantly female mentions and the rest have equal number of male and female mentions. The average number of words in predominantly male and female mention containing narratives was comparable (65 words).

**Language complexity:** To evaluate the diversity of language complexity in the narratives, we calculate the *Fleisch reading ease*<sup>5</sup> of the narratives. The highest reading score obtained was 112.1 (equivalent to 3rd grade reading levels) and the lowest was -41.5 (significantly above college graduate reading levels), the average score for the narratives in our dataset is 66.5 (equivalent to 8th/9th grade reading levels). This shows a considerable spread in the complexity of language in our dataset.

**Hate speech:** We analyze collected narratives to check the presence of toxic or hate speech in the narratives. Using an off-the-shelf hate speech classifier (Davidson et al., 2017), we found no instances of hate speech in the dataset.

<sup>5</sup>[https://en.wikipedia.org/wiki/Fleisch\\_Kincaid\\_readability\\_tests](https://en.wikipedia.org/wiki/Fleisch_Kincaid_readability_tests)

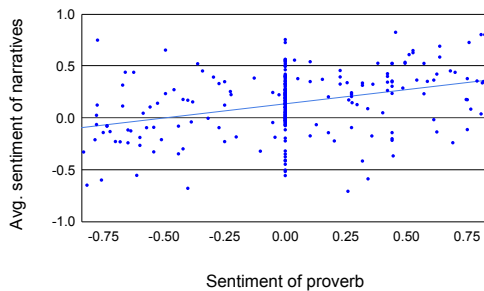


Figure 3: Average VADER sentiment score of narratives corresponding to a proverb against the VADER sentiment score of the proverb. The blue line shows the least-squares fit.

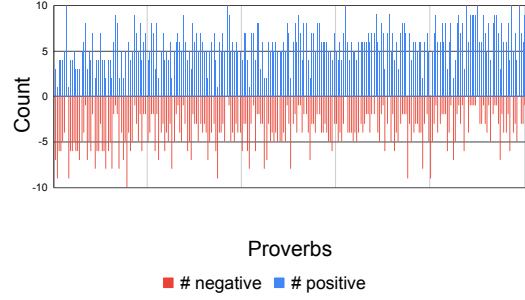


Figure 4: Count of narratives with positive or negative VADER sentiment for each proverb. Proverbs are arranged in increasing order of their own VADER sentiment scores. Neutral sentiment narratives are excluded. For count of negative sentiment narratives (shown in red), consider the absolute value.

CRITERION	ePiC	Wang et al. (2020)
Relatedness	<b>3.91</b>	3.15
Interesting/Creative	<b>3.57</b>	3.34
Fluency	<b>3.98</b>	3.23
Overall	<b>3.68</b>	3.15

Table 5: Averaged Likert scale ratings for data quality. Ratings for ePiC are significantly better (t-test;  $p < 0.05$ ) than Wang et al. (2020) on all criteria.

### 4.3 Human Evaluation of Dataset Quality

We perform a human evaluation of the narratives in our dataset on various criteria to judge the quality of our dataset. We perform this evaluation using the AMT platform. We randomly sample 250 proverb-narrative pairs and the ask the turkers to evaluate the narratives on the following criteria:

- **Relatedness:** how closely the narrative reflects the meaning of the proverb (1: totally unrelated, 5: perfectly related)
- **Interesting/Creative:** how much is the narrative like a short creative or interesting story (1: very uninteresting/boring, 5: very creative/story-like)
- **Fluency:** grammatical correctness of the narrative (1: poor English with grammatical or spelling mistakes, 5: perfect English with no errors in writing)
- **Overall rating**

All the ratings are done on Likert scales from 1 to 5, where 1 is the lowest value for each criterion and 5 is the highest. Also, the rating value ‘3’ was calibrated to be slightly leaning to the higher end of the scale (instead of neutral) so that the turkers take a clear stand on the polarity of each criterion. Table 5 shows the qualitative evaluation of our dataset. The average overall rating was 3.67 and the average

pair-wise inter-annotator agreement for labelling a narrative as overall good vs overall poor (overall score  $\geq 3$  vs  $< 3$ ) is 0.84. We also rate the quality of the aligned spans in our dataset similarly on a scale of 1 to 5. The average rating of the alignment between spans was 3.91 and the average pair-wise inter-annotator agreement for alignment as good vs poor (rating  $\geq 3$  vs  $< 3$ ) is 0.86.

To qualitatively compare against prior work, we do a similar qualitative analysis by rating 200 randomly drawn samples from the “Reddit” dataset of quotations in context from the Wang et al. (2020). Based on average likert scores in Table 5 we find that ePiC is significantly superior (using t-test;  $p < 0.05$ ) on all criteria. We also highlight the key differences between ePiC and prior work in Table 6.

## 5 Tasks & Evaluation

In this section, we provide details of tasks associated with our dataset. We introduce three tasks: (1) Proverb and Alignment Prediction, (2) Narrative Generation, and (3) Identifying narratives with similar motif. In the following subsections, we describe the tasks along with experimental setup and benchmark results.

### 5.1 Proverb and alignment prediction

#### 5.1.1 Task details

In this task, the objective is to predict the correct proverb for a given narrative from the set of all 250 proverbs in the dataset. The motivation of this task is to test whether language models can abstract the underlying meaning of the narratives and make an analogy with the correct proverb from a large set of proverbs. In terms of applications, this task is related to proverb recommendation, which can be useful in creative writing assistants. The task is challenging as there might be multiple proverbs loosely related to the narrative context, but not be completely consonant with subliminal themes in the narrative. An underlying assumption here is that a narrative would match well with exactly one proverb. We found this reasonable for most examples in the dataset.

#### 5.1.2 Experiment Setup and Results

We consider two settings, predicting (1) Seen and (2) Unseen proverbs.

- **Seen proverbs:** In this setting, the set of proverbs in the train and test set are the same. We divide the set of narratives corresponding to each

proverb into train and test for each quote in a 60/40 split. Thus, in this setting, the train set has 1500 and test set has 1000 proverb-narrative pairs respectively.

- **Unseen proverbs:** Here, we consider 150 proverbs in train set and 100 proverbs in test set (60/40 split on the set of proverbs). The sets of proverbs in the train and test split are disjoint. The size of train and test split are 1500 and 1000 respectively (since each proverb is paired with 10 narratives).

**Proverb prediction** Here we focus on only predicting the corresponding proverb for a narrative, without employing the span alignments in training or evaluation. For this, we fine-tune the retrieval models based on different LLMs previously described in §4. The cosine similarity between representations of proverbs and narratives is used to define logit scores for predicting a proverb given a narrative. We normalize the scores and train our model using cross-entropy loss. We fine-tune the pre-trained LLMs on our train set and report their best performance on our test set. To evaluate performance we consider accuracy and Mean Reciprocal Rank as metrics. Table 7 shows proverb prediction performance for ‘seen’ and ‘unseen’ proverbs. We note that RoBERTa performs the best among all models for both the ‘seen’ and ‘unseen’ settings, and the performance for all models is consistently lower for unseen proverbs (as would be expected, since this task involves much greater generalization). Further, while the performance of all models is much better than chance, even the highest performance is only 25.8%. As we’ll see in §5.1.3, human performance for proverb prediction is much higher.

**Predicting proverbs and alignment jointly** We formulate this as a multi-task learning setup. We extend the models from the proverb prediction task by adding a component to predict span from narrative given a span from the proverb and the narrative. This span prediction network takes the context of proverb span and the complete sequence of token embeddings of the narrative. Using this, the model predicts the start and end token of the corresponding narrative span. We jointly train the model with multi-task learning of the two tasks, i.e., proverb and alignment prediction, on the ‘seen’ proverbs data split. For span prediction, we report precision, recall and F1. Recall in this case is fraction of

CHARACTERISTICS	Tan et al. (2015)	Lee et al. (2016)	Wang et al. (2020)	ePiC
Domain	Fiction	Social Media	Social Media	Fiction
Manual curation of narratives	✗	✗	✗	✓
Alignment annotation	✗	✗	✗	✓
Focus on proverbs	✗	✗	✗	✓

Table 6: Comparing ePiC with previous works on learning to quote based on different characteristics of the data and the collection process. ePiC contains contexts in form of narratives authored by crowdworkers explicitly for this task. In comparison, previous methods collect contexts and labels by mining existing text resources through heuristics (with no manual curation). We further provide fine-grained alignment annotation between the narratives and proverbs.

MODEL	ACC. (%) ↑	MRR ↑
<b>Seen proverbs</b>		
Random	0.4	0.0244
BERT	15.7	0.2544
RoBERTa	25.8	0.3752
DistilBERT	18.7	0.2887
ALBERT	13.4	0.2210
BART	15.8	0.2453
T5	17.5	0.2805
<b>Unseen proverbs</b>		
Random	1.0	0.0052
BERT	11.1	0.2152
RoBERTa	19.4	0.3105
DistilBERT	17.4	0.2765
ALBERT	1.1	0.0534
BART	8.5	0.1890
T5	15.3	0.2537

Table 7: Proverb prediction performance on ‘seen’ and ‘unseen’ proverbs (all LLMs are in ‘base’ version).

the tokens in ground-truth narrative span present in the predicted span. Similarly, precision is the fraction of tokens in the predicted span present in the ground-truth span. We also report the accuracy for proverb prediction. Table 8 shows results for our approach. While in principle, the two tasks should benefit from joint training, we observe that the performance on proverb prediction actually drops. Further, performance for alignment prediction is also seen to be low, indicating major scope for improvements in the individual tasks, but also leveraging their interdependence.

MODEL	ACC. (%)	SPAN P	SPAN R	SPAN F1
BERT	12.3	0.11	0.01	0.02
RoBERTa	24.7	0.12	0.01	0.02

Table 8: Joint proverb and alignment prediction performance for seen proverbs using ‘base’ versions of LLMs.

### 5.1.3 Qualitative analysis of retrieval models

We plot the prediction performance graph for each proverb using fine-tuned RoBERTa and Bert models in Figure 5 to explore if different LLMs are better at different types of proverbs. We see that, in fact, RoBERTa performs better than BERT in almost all the cases except for a very small number of narratives.

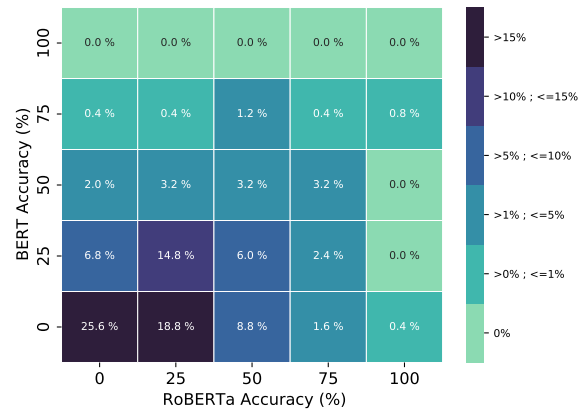


Figure 5: Heatmap showing the percentage of proverbs with various fine-tuned BERT and RoBERTa proverb prediction accuracies. An example interpretation of the heatmap is – more than 15% of the proverbs have RoBERTa prediction accuracy as 25% and BERT prediction accuracy as 0%.

Some proverbs for which the accuracy is perfect (1.0) or near-perfect (0.75) with RoBERTa are ‘a penny saved is a penny earned’, ‘look before you leap’, and ‘birds of a feather flock together’. Looking into the narratives for these proverbs in the test set we find a possible reason for this high performance is the presence of certain words or phrases which are synonymous to some words/phrases in the proverb. Examples of this include the presence of word ‘group’ for the proverb ‘birds of a feather flock together’ and words like ‘money’, ‘dollar’ and ‘expense’ for the proverb ‘a penny saved is

Predictor	Acc.(%) $\uparrow$
BERT	26.0
RoBERTa	27.0
Human	68.0

Table 9: Proverb prediction accuracy in MCQ setting.

*a penny earned*. At the other end, some of the proverbs for which RoBERTa accuracy is 0 are ‘*ignorance is bliss*’, ‘*don’t count your chickens before they are hatched*’, and ‘*prevention is better than cure*’. There are also cases when the model is confused because of multiple topics being discussed in the narrative. For example, in some narratives in the test set for the proverb ‘*life’s not all beer and skittles*’, earning money the hard way is being described. Even though this is not the main focus of the narrative, RoBERTa predicts ‘*time is money*’ for such narratives.

#### 5.1.4 MCQ task for human performance comparison

We compare the proverb prediction performance of our fine-tuned LLMs against humans. Since predicting from a large set of 250 proverbs is infeasible for human subjects, we modify the task slightly. We frame proverb prediction as a multiple choice question (MCQ) task where given a narrative, 5 proverbs are provided as choices. The set of choices include the correct proverb and 4 other distractor proverbs. We choose the distractor proverbs from a mix of proverbs with the highest prediction probabilities, and proverbs that are assigned the most similar probabilities to the correct answer from the RoBERTa model. We provide examples of the MCQ task and distractor options in Appendix §A.1. We conduct a user study for this MCQ task for a random sample of 100 narratives. Table 9 shows human accuracy for this task compared to LLMs, which shows that humans are much better at the task. Additionally, the estimate for human performance is likely an under-estimate, since in many cases human subjects were unfamiliar with the meanings of some of the proverbs provided in the options. The average pair-wise inter-annotator agreement between human subjects for this task was 0.75 and the Cohen-Kappa score was 0.42.

**Semantically similar proverbs** Our chosen set of 250 proverbs in ePiC includes instances of proverbs that are semantically very similar, or even paraphrases (e.g., ‘*never judge a book by its cover*’

and ‘*appearances can be deceptive*’). This can be problematic since the presence of semantically similar proverbs as different options in MCQ (and as different classes in proverb classification task) can confuse both humans and automated models. To estimate the extent of this phenomenon, we perform an analysis of human errors on the aforementioned MCQ task. Out of 90 errors we find that for 44 cases, the chosen proverb was completely unrelated to the actual answer. In 12 out of these 44 cases, the unrelated proverb includes words related to words in the narrative. For 31 out of the remaining 46 cases the chosen proverb *seems* related to the narrative at first glance, but is not aligned and thus not the best fit. For the remaining 15 cases (one-sixth of human errors), the chosen proverb would have been equally appropriate for the narrative. Future work can consider handling semantic similarity between proverbs explicitly and devise suitable evaluation metrics.

## 5.2 Narrative Generation

### 5.2.1 Task details

One of the important use-cases for NLP models in the creative writing domain is to use these models to generate content. We explore the task of generating narratives corresponding to a proverb and given topic (specified as a set of keywords). We benchmark the performance of two recently proposed state-of-the-art models in text generation, T5 and BART, by fine-tuning them on ePiC.

### 5.2.2 Experiments and Results

We divide our dataset into train and test split similar to the proverb prediction task. Thus, we have ‘seen’ and ‘unseen’ settings for this task. We consider the set of verbs and named-entities as the keywords for a narrative. We train our narrative generation model conditioned on the proverb and the keywords.

For automatic evaluation of the generated narratives we use BLEU, ROUGE-L and recall of the keywords mentioned in the generated narrative. Further we perform human evaluation to evaluate quality of the generated narratives. The human evaluation was conducted in AMT and considered the same criteria employed in Section 4.3. The semantics of each rating level for every criterion were kept same as in Section 4.3. Table 10 shows automatic evaluation of the narratives generated by different models. We also provide samples of generated narratives in the Appendix §A.2. When testing



over both ‘seen’ and ‘unseen’ proverbs, BART performs better than T5 on the automatic evaluation metrics (BLEU, ROUGE-L and recall of keywords). Table 11 shows human evaluation of generated narratives using BART and T5 when tested over ‘seen’ proverbs. Low scores for BLEU and ROUGE-L in automatic metrics and low likert ratings of the generated narratives indicate much scope for future improvement on this task.

MODEL	BLEU ↑	ROUGE-L ↑	RECALL ↑
<b>Seen proverbs</b>			
BART	4.21	30.80	0.90
T5	2.25	27.83	0.77
<b>Unseen proverbs</b>			
BART	4.39	31.36	0.93
T5	2.34	26.61	0.75

Table 10: Automatic evaluation for narrative generation on ‘seen’ and ‘unseen’ proverbs using ‘base’ versions of LLMs.

CRITERION	BART	T5
Relatedness	2.75	2.57
Interesting/Creative	2.97	3.07
Fluency	2.71	2.53
Overall	2.87	2.76

Table 11: Human evaluation results for narrative generation on ‘seen’ proverbs.

### 5.3 Identifying narratives with similar motifs

#### 5.3.1 Task details

An important aspect of language understanding is the ability to make linguistic (and narrative) analogies, i.e., identifying ‘similarity’ between narratives (e.g., identifying two narratives that are variations on the ‘Cinderella story’ theme). Here, we explore the task of identifying narrative analogy by modeling ‘similarity’ between narratives based on proverbs illustrated by them. For this task, two narratives are taken to be similar if they are related to the same proverb.

#### 5.3.2 Experiments and Results

For this task, we use the train and test split of ‘seen’ proverbs setup in the proverb prediction task. The aim is to find similar narratives for each narrative in the test split amongst all narratives in the test split. So for each narrative there are 3 other similar narratives (corresponding to the same proverb) in the test split (containing 1000 narratives).

**Modelling similarity between narratives** We use the learned models in proverb prediction task to obtain a probability distribution over the proverbs for each narrative. To model similarity, we compute the distance between the (vectors representing) two probability distributions using one of the following: (1) cosine distance; (2) Jenson-Shannon divergence; (3) L2 (Euclidean) distance; and (4) L1 (Manhattan) distance. We predict the narrative closest (in terms of distance metrics) to the input narrative as the most similar. Table 12 shows the accuracy of getting a similar narrative using different distance metrics and different fine-tuned LLMs. Using cosine or Jenson-Shannon divergence as the distance metric on the probability distribution over proverbs predicted by RoBERTa model performs best on this task. However, the overall performance of models are still low and can be benefited by devising suitable training methods for this task.

MODEL	Cos	JSD	L2	L1
BERT	4.6	5.0	4.4	4.1
RoBERTa	11.3	11.4	9.9	10.6
Distil-BERT	6.5	7.2	5.2	6.0

Table 12: Prediction accuracy (%) for identifying similar narratives by using different distance metrics and distribution over proverbs from different LLMs (‘base’ versions).

## 6 Conclusion and Future Work

We introduce ePiC, a high quality crowd-sourced dataset of narratives paired with proverbs and a suite of challenging tasks associated with this dataset. We show that these provide a challenging testbed for evaluating abstract reasoning and analogical abilities of LLMs. Future work can explore more sophisticated mechanisms to use alignment annotations in improving the performance for proverb prediction and model interpretability. Additionally, researchers can explore conditional narrative generation through more informative prompts than using keywords. ePiC can also be extended in the future by incorporating more proverbs, and adding more layers of complexity like sarcasm or adversarially creating harder narratives. Most of all, the development of similarly challenging resources and tasks can enable the possibility of socially grounded NLP systems.

## Ethics and Broader Impact

In §4, we note that our dataset shows considerable differences in the distribution of gender of entities (61% male vs 39% female), whereas in the real world we expect the ratios to be about equally balanced. Systems that don't account for this bias might end up performing better for narratives with male entities than with females. However, we note that narratives with male and female entities show no differences in overall length or the average number of mentions to those entities.

For all the crowdsourcing tasks in this work, we limited the locale of eligible turkers to US, Canada and UK. Further, to ensure good-faith turkers, we required that the approval rate of the turkers be above 97%.

Our screening process has selection biases that likely over-samples narrative-writers from demographics that are over-represented on AMT (ethnically white, college-educated, lower-to-medium income and young) (Hitlin, 2016), and this is likely to have affected the topics and type of language usage in the collected narratives.

Finally, our investigation here has focused on traditional English proverbs, even while proverbs are universal in human languages and cultures (Penfield and Duru, 1988). This poses a real risk of development of AI models that better understand and employ specific types of figurative language than others. Such systems are likely to be less user-friendly to users that don't belong to specific social-cultural backgrounds. To mitigate these risks, but also since proverbs are universal repositories of culture-specific knowledge, future work should extend our effort to more equitably represent the variety and diversity of human thought and cultural experiences. Our investigation here, unfortunately, does not adequately do this. As the proverb goes, the road to hell is paved with good intentions.

## References

- Patricia A Alexander, Denis Dumas, Emily M Grossnickle, Alexandra List, and Carla M Firetto. 2016. Measuring relational reasoning. *The Journal of Experimental Education*, 84(1):119–151.
- Thomas Davidson, Dana Warmusley, Michael Macy, and Ingmar Weber. 2017. Automated hate speech detection and the problem of offensive language. In *Proceedings of the International AAAI Conference on Web and Social Media*, volume 11.
- Jacob Devlin, Ming-Wei Chang, Kenton Lee, and Kristina Toutanova. 2019. [BERT: Pre-training of deep bidirectional transformers for language understanding](#). In *Proceedings of the 2019 Conference of the North American Chapter of the Association for Computational Linguistics: Human Language Technologies, Volume 1 (Long and Short Papers)*, pages 4171–4186, Minneapolis, Minnesota. Association for Computational Linguistics.
- Karen M Douglas and Robbie M Sutton. 2006. When what you say about others says something about you: Language abstraction and inferences about describers' attitudes and goals. *Journal of Experimental Social Psychology*, 42(4):500–508.
- Kawin Ethayarajh. 2019. [How contextual are contextualized word representations? comparing the geometry of BERT, ELMo, and GPT-2 embeddings](#). In *Proceedings of the 2019 Conference on Empirical Methods in Natural Language Processing and the 9th International Joint Conference on Natural Language Processing (EMNLP-IJCNLP)*, pages 55–65, Hong Kong, China. Association for Computational Linguistics.
- Christiane Fellbaum. 2010. Wordnet. In *Theory and applications of ontology: computer applications*, pages 231–243. Springer.
- Mor Geva, Yoav Goldberg, and Jonathan Berant. 2019. [Are we modeling the task or the annotator? an investigation of annotator bias in natural language understanding datasets](#). In *Proceedings of the 2019 Conference on Empirical Methods in Natural Language Processing and the 9th International Joint Conference on Natural Language Processing (EMNLP-IJCNLP)*, pages 1161–1166, Hong Kong, China. Association for Computational Linguistics.
- Qi He, Jian Pei, Daniel Kifer, Prasenjit Mitra, and Lee Giles. 2010. Context-aware citation recommendation. In *Proceedings of the 19th international conference on World wide web*, pages 421–430.
- John Hewitt and Christopher D. Manning. 2019. [A structural probe for finding syntax in word representations](#). In *Proceedings of the 2019 Conference of the North American Chapter of the Association for Computational Linguistics: Human Language Technologies, Volume 1 (Long and Short Papers)*, pages 4129–4138, Minneapolis, Minnesota. Association for Computational Linguistics.
- Paul Hitlin. 2016. 4. turkers in this canvassing: Young, well-educated and frequent users. *Pew Research Center*, 437.
- Keith J Holyoak. 2013. Analogy and relational reasoning. *The Oxford Handbook of Thinking and Reasoning*, page 234.
- Wenyi Huang, Saurabh Kataria, Cornelia Caragea, Prasenjit Mitra, C Lee Giles, and Lior Rokach. 2012.

- Recommending citations: translating papers into references. In *Proceedings of the 21st ACM international conference on Information and knowledge management*, pages 1910–1914.
- Clayton Hutto and Eric Gilbert. 2014. Vader: A parsimonious rule-based model for sentiment analysis of social media text. In *Proceedings of the International AAAI Conference on Web and Social Media*, volume 8.
- Ganesh Jawahar, Benoît Sagot, and Djamé Seddah. 2019. [What does BERT learn about the structure of language?](#) In *Proceedings of the 57th Annual Meeting of the Association for Computational Linguistics*, pages 3651–3657, Florence, Italy. Association for Computational Linguistics.
- Zhenzhong Lan, Mingda Chen, Sebastian Goodman, Kevin Gimpel, Piyush Sharma, and Radu Soricut. 2019. Albert: A lite bert for self-supervised learning of language representations. *arXiv preprint arXiv:1909.11942*.
- Hanbit Lee, Yeonchan Ahn, Haejun Lee, Seungdo Ha, and Sang-goo Lee. 2016. Quote recommendation in dialogue using deep neural network. In *Proceedings of the 39th International ACM SIGIR conference on Research and Development in Information Retrieval*, pages 957–960.
- Mike Lewis, Yinhan Liu, Naman Goyal, Marjan Ghazvininejad, Abdelrahman Mohamed, Omer Levy, Ves Stoyanov, and Luke Zettlemoyer. 2019. Bart: Denoising sequence-to-sequence pre-training for natural language generation, translation, and comprehension. *arXiv preprint arXiv:1910.13461*.
- Yinhan Liu, Myle Ott, Naman Goyal, Jingfei Du, Mandar Joshi, Danqi Chen, Omer Levy, Mike Lewis, Luke Zettlemoyer, and Veselin Stoyanov. 2019a. Roberta: A robustly optimized bert pretraining approach. *arXiv preprint arXiv:1907.11692*.
- Yuanchao Liu, Bo Pang, and Bingquan Liu. 2019b. [Neural-based Chinese idiom recommendation for enhancing elegance in essay writing](#). In *Proceedings of the 57th Annual Meeting of the Association for Computational Linguistics*, pages 5522–5526, Florence, Italy. Association for Computational Linguistics.
- Ilya Loshchilov and Frank Hutter. 2018. Fixing weight decay regularization in adam.
- Yishu Miao, Edward Grefenstette, and Phil Blunsom. 2017. Discovering discrete latent topics with neural variational inference. In *International Conference on Machine Learning*, pages 2410–2419. PMLR.
- Tomas Mikolov, Kai Chen, Greg Corrado, and Jeffrey Dean. 2013. Efficient estimation of word representations in vector space. *arXiv preprint arXiv:1301.3781*.
- Nasrin Mostafazadeh, Nathanael Chambers, Xiaodong He, Devi Parikh, Dhruv Batra, Lucy Vanderwende, Pushmeet Kohli, and James Allen. 2016. [A corpus and cloze evaluation for deeper understanding of commonsense stories](#). In *Proceedings of the 2016 Conference of the North American Chapter of the Association for Computational Linguistics: Human Language Technologies*, pages 839–849, San Diego, California. Association for Computational Linguistics.
- Marilyn A Nippold, Melissa M Allen, and Dixon I Kirsch. 2001. Proverb comprehension as a function of reading proficiency in preadolescents.
- Travis E Oliphant. 2006. *A guide to NumPy*, volume 1. Trelgol Publishing USA.
- Adam Paszke, Sam Gross, Francisco Massa, Adam Lerer, James Bradbury, Gregory Chanan, Trevor Killeen, Zeming Lin, Natalia Gimelshein, Luca Antiga, Alban Desmaison, Andreas Kopf, Edward Yang, Zachary DeVito, Martin Raison, Alykhan Tejani, Sasank Chilamkurthy, Benoit Steiner, Lu Fang, Junjie Bai, and Soumith Chintala. 2019. [Pytorch: An imperative style, high-performance deep learning library](#). In *Advances in Neural Information Processing Systems 32*, pages 8024–8035. Curran Associates, Inc.
- Joyce Penfield and Mary Duru. 1988. Proverbs: Metaphors that teach. *Anthropological quarterly*, pages 119–128.
- Colin Raffel, Noam Shazeer, Adam Roberts, Katherine Lee, Sharan Narang, Michael Matena, Yanqi Zhou, Wei Li, and Peter J Liu. 2019. Exploring the limits of transfer learning with a unified text-to-text transformer. *arXiv preprint arXiv:1910.10683*.
- Joseph Raymond. 1956. Tensions in proverbs: more light on international understanding. *Western Folklore*, 15(3):153–158.
- Victor Sanh, Lysandre Debut, Julien Chaumond, and Thomas Wolf. 2019. Distilbert, a distilled version of bert: smaller, faster, cheaper and lighter. *arXiv preprint arXiv:1910.01108*.
- Noam Shazeer and Mitchell Stern. 2018. Adafactor: Adaptive learning rates with sublinear memory cost. In *International Conference on Machine Learning*, pages 4596–4604. PMLR.
- Jiwei Tan, Xiaojun Wan, and Jianguo Xiao. 2015. Learning to recommend quotes for writing. In *Proceedings of the AAAI Conference on Artificial Intelligence*, volume 29.
- Jiwei Tan, Xiaojun Wan, and Jianguo Xiao. 2016. A neural network approach to quote recommendation in writings. In *Proceedings of the 25th ACM International on Conference on Information and Knowledge Management*, pages 65–74.

- Ian Tenney, Dipanjan Das, and Ellie Pavlick. 2019. [BERT rediscovers the classical NLP pipeline](#). In *Proceedings of the 57th Annual Meeting of the Association for Computational Linguistics*, pages 4593–4601, Florence, Italy. Association for Computational Linguistics.
- Pauli Virtanen, Ralf Gommers, Travis E. Oliphant, Matt Haberland, Tyler Reddy, David Cournapeau, Evgeni Burovski, Pearu Peterson, Warren Weckesser, Jonathan Bright, Stéfan J. van der Walt, Matthew Brett, Joshua Wilson, K. Jarrod Millman, Nikolay Mayorov, Andrew R. J. Nelson, Eric Jones, Robert Kern, Eric Larson, CJ Carey, İlhan Polat, Yu Feng, Eric W. Moore, Jake VanderPlas, Denis Laxalde, Josef Perktold, Robert Cimrman, Ian Henriksen, E. A. Quintero, Charles R Harris, Anne M. Archibald, Antônio H. Ribeiro, Fabian Pedregosa, Paul van Mulbregt, and SciPy 1.0 Contributors. 2020. [SciPy 1.0: Fundamental Algorithms for Scientific Computing in Python](#). *Nature Methods*, 17:261–272.
- Alex Wang, Yada Pruksachatkun, Nikita Nangia, Amanpreet Singh, Julian Michael, Felix Hill, Omer Levy, and Samuel Bowman. 2019a. [Superglue: A stickier benchmark for general-purpose language understanding systems](#). In *Advances in Neural Information Processing Systems*, volume 32. Curran Associates, Inc.
- Lingzhi Wang, Jing Li, Xingshan Zeng, Haisong Zhang, and Kam-Fai Wong. 2020. [Continuity of topic, interaction, and query: Learning to quote in online conversations](#). In *Proceedings of the 2020 Conference on Empirical Methods in Natural Language Processing (EMNLP)*, pages 6640–6650, Online. Association for Computational Linguistics.
- Yue Wang, Jing Li, Hou Pong Chan, Irwin King, Michael R Lyu, and Shuming Shi. 2019b. Topic-aware neural keyphrase generation for social media language. *arXiv preprint arXiv:1906.03889*.
- Geoffrey M White. 1987. Proverbs and cultural models: An american psychology of problem solving.
- Thomas Wolf, Lysandre Debut, Victor Sanh, Julien Chaumond, Clement Delangue, Anthony Moi, Pierric Cistac, Tim Rault, Rémi Louf, Morgan Funtowicz, et al. 2019. Huggingface’s transformers: State-of-the-art natural language processing. *arXiv preprint arXiv:1910.03771*.
- Chujie Zheng, Minlie Huang, and Aixin Sun. 2019. [ChID: A large-scale Chinese IDiom dataset for cloze test](#). In *Proceedings of the 57th Annual Meeting of the Association for Computational Linguistics*, pages 778–787, Florence, Italy. Association for Computational Linguistics.

## A Appendix

### A.1 Human Evaluation on MCQ task

We formulated a MCQ task for proverb prediction to gauge human performance. We performed this

study using the Amazon Mechanical Turk platform. We observed that this task is not that simple even for humans and requires a certain level of proficiency in English language or in proverbs specifically. The task is more challenging since the options other than the correct choice in the MCQ task were chosen by picking the most confusing options deemed by the RoBERTa (Liu et al., 2019a) model. However, we find that these wrong choices are confusing for humans too. This is because superficially these wrong choices also seem quite related to the narrative and it requires good reasoning skills to identify the correct narrative. The other situation where the turkers failed was when the options contained multiple proverbs which are quite close in meaning. For example, when the options contained both ‘there’s no accounting for tastes’ and ‘Beauty is in the eye of the beholder’ the turkers often chose the former when the annotated proverb was the latter. Table 13 shows examples of narratives along with the choices of proverbs where turkers failed to identify the correct proverb.

### A.2 Generated Narratives

We show some examples of the narratives generated by the BART (Lewis et al., 2019) and T5 (Raffel et al., 2019) models for the narrative generation task in Table 14. We see that even though the models try to mention all the keywords but they are not able to generate a coherent narrative.

### A.3 Training details

In this section we discuss about the model parameters, hyper-parameter settings and hardware and software specifications of training. Code and dataset will be made available at <https://github.com/sgdgp/epic>.

**Model parameters** Our proverb prediction models do not introduce any additional parameters over the existing parameters in the large language models. For joint prediction of proverb and span we introduce new fully connected layers over the language models, thus introducing 0.6 M additional parameters.

**Hyper-parameter settings** For all the transformer based models we use the implementation of HuggingFace library (Wolf et al., 2019). All the model based hyper-parameters are thus kept default to the settings in the HuggingFace library. We use the publicly available checkpoints to initialise



---

**Narrative 1:**

She had been so happy when he had asked her to marry him but three years on, it seemed that he had so many excuses for not setting a date that she thought that it was never going to happen. Her happiness eventually turned to despair and she considered breaking the engagement.

**Choice A** : You win some, you lose some

**Choice B** : Jam tomorrow and jam yesterday, but never jam today (*Correct*)

**Choice C** : Cowards may die many times before their death

**Choice D** : The course of true love never did run smooth (*Marked*)

**Choice E** : Nothing is certain but death and taxes

---

**Narrative 2:**

She didn't want to embarrass her friend when she asked her, "It's beautiful, isn't it?" She looked at her friend's new car and nodded her head in agreement. It was purple, the worst car colour she had ever seen, but she faked a smile and congratulated her.

**Choice A** : Imitation is the sincerest form of flattery

**Choice B** : From the sublime to the ridiculous is only one step

**Choice C** : There's no accounting for tastes (*Marked*)

**Choice D** : Beauty is in the eye of the beholder (*Correct*)

**Choice E** : All publicity is good publicity

---

Table 13: Tricky MCQ questions from human evaluation task of proverb prediction: The above samples show the challenges in the human evaluation task. In case of narrative 1, the turkers often confuse with choice D which superficially seems related but is not correct. For narrative 2, the proverbs in choices C and D are quite close in meaning, thus resulting in a wrong choice by turkers.

the pre-trained models (for example "bert-base-uncased" checkpoint for initialising BERT(Devlin et al., 2019)). For the proverb prediction models we did not truncate any tokens from the proverb and considered the maximum length of the narrative sequence to be 230 tokens. We used the AdamW (Loshchilov and Hutter, 2018) optimizer commonly used to train these models except for T5 (Raffel et al., 2019). We used AdaFactor(Shazeer and Stern, 2018) to train our T5 based proverb prediction model. We kept the learning rate as 0.00002 for training. Batch sizes was kept as 16 except for T5, for which we reduced the batch size to 4. The random seed for all experiments was 42. The proverb prediction models were trained for 25 epochs. The BART narrative generation model was trained for 15 epochs and loss converged after that. T5 took longer and was trained for 25 epochs.

We run all experiments on GeForce RTX 2080 GPU of size 12 GB. The system has 256 GB RAM and 40 CPU cores. The proverb prediction models typically take 2-5 mins for one epoch. For the joint proverb and span prediction models it took roughly 10 mins for one epoch. For narrative generation models it takes 10 mins for BART and around 18 mins for T5 to complete one epoch of training.

**Software and hardware specifications** All the models are coded using Pytorch 1.4.0<sup>6</sup> (Paszke et al., 2019) and related libraries like numpy (Oliphant, 2006), scipy (Virtanen et al., 2020) etc.

---

<sup>6</sup><https://pytorch.org/>

---

**Proverb 1:**

Absence makes the heart grow fonder

**Gold narrative:**

Although they never got along together much, she somehow always looked forward to the holidays each year.

**Keywords:**

got, looked, the holidays

**Generated narrative by BART:**

Polly got back into the swing of things, she looked forward to the holidays each year.

**Generated narrative by T5:**

Although he got through the holidays each year, he looked over everything again to his friends, family and friends.

---

**Proverb 2:**

Those who do not learn from history are doomed to repeat it

**Gold narrative:**

Bob cheated on his girlfriend in college. He was heartbroken when she broke up with him but moved on. A few years later he married and cheated on his wife. She left him, just as his girlfriend did in college.

**Keywords:**

broke, did, a few years later, cheated, moved, left, married, heartbroken, Bob

**Generated narrative by BART:**

Bob cheated on his girlfriend with her best friend. He was heartbroken when she broke up with him and moved out of his apartment. A few years later, he got married to the girl he cheated on with, and left his apartment with her. He never did again.

**Generated narrative by T5:**

Bob was heartbroken. a few years later, he broke into town. He moved out in his life and moved out.. a few years later, he married a girl. A few years later, she cheated on him but, unfortunately, she left him because she did not do well.

---

**Proverb 3:**

A trouble shared is a trouble halved

**Gold narrative:**

Mike knows that this new problem is going to need some serious help. He tells his friend Josh about the new problem, and Josh agrees to help him solve it.

**Keywords:**

help, solve, knows, going, Mike, Josh, need, tells, agrees

**Generated narrative by BART:**

Mike knows a thing or two about what is going on in his life that he need help with anything. he tells his friend josh about it and Josh agrees to help solve the problem.

**Generated narrative by T5:**

Mike, Josh, knows that he is going to need help to solve the problem. He tells me that he agrees but he will not help me solve the problem.

---

Table 14: Examples of generated narratives by BART and T5 on 'seen' proverbs