

Quantum Battery with Ultracold Atoms: Bosons vs. Fermions

Tanoy Kanti Konar, Leela Ganesh Chandra Lakkaraju, Srijon Ghosh, Aditi Sen(De)
Harish-Chandra Research Institute, HBNI, Chhatnag Road, Jhansi, Allahabad 211 019, India

We design a quantum battery made up of bosons or fermions in an ultracold atom setup, described by *Fermi-Hubbard* (**FH**) and *Bose-Hubbard* (**BH**) models respectively. We compare the performance of bosons as well as fermions and check which can act more efficiently as a quantum battery for a given on-site interaction and temperature of the initial state. The performance of a quantum battery is quantified by the maximum power generated over the time evolution under an on-site charging Hamiltonian. We report that when the initial battery state is in the ground state, fermions outperform bosons in a certain configuration over a large range of on-site interactions which are shown analytically for a smaller number of lattice sites and numerically for a considerable number of sites. Bosons take the lead when the temperature is comparatively high in the initial state for a longer range of on-site interaction. We perform the study of a number of up and down fermions as well as the number of bosons per site to find the optimal filling factor for maximizing the power of the battery. We also introduce disorder in both on-site and hopping parameters and demonstrate that the maximum power is robust against impurities. Moreover, we identify a range of tuning parameters in the fermionic as well as bosonic systems where the disorder-enhanced power is observed.

I. INTRODUCTION

In recent years, tremendous efforts have been devoted to decorate the avenue of quantum technologies which include the development of miniaturized quantum devices [1], indispensable in various practical purposes. Such quantum gadgets are shown to outperform the existing classical ones in different sectors ranging from metrology [2], cryptography [3], cybersecurity, to data analysis and computing [4]. The technological progress towards realizing efficient and smaller devices automatically drives the system in the field of quantum mechanics. In this respect, microscopic thermodynamic devices are also shown to provide a remarkable precision in thermometry [5], thereby contributing to the field of quantum thermodynamics [6, 7]. To explore and model the quantum thermal machines such as quantum refrigerators [1, 8–12], quantum batteries [13–23], modified definitions of work, heat, and entropy are introduced that can take into account the effects of quantumness in the system.

The behavior of traditional chemical batteries that can store energy is purely classical in nature, and hence cannot be used in quantum mechanical apparatus. With this requirement, Alicki and Fannes first proposed the concept of quantum battery (QB) [13], a d -dimensional quantum mechanical system composed of N non-interacting subsystems which are able to store energy for future use and can efficiently be charged by global entangling operations. After the initial proposal, several interesting works were reported [23] which include quantum batteries with dicke state [24, 25], the role of entanglement-production in the process of work-extraction [16, 26], the effects of decoherence on quantum batteries [22, 27]. On the other hand, interacting spin systems composed of spin- s particles can also be used to design QBs which can be charged via local magnetic field [18, 28, 29]. In a similar spirit, the nearest-neighbor hopping interaction of a spin chain acted as a battery and coupled with a cavity mode is shown to enhance the capability of storing energy in the system [15]. More importantly, quantum batteries are shown to be realized in different platforms like solid-state systems where each of the two-level systems are either enclosed in

a single cavity or the ensembles of two-level systems is in a single cavity [24, 30], and superconducting circuits which can be charged by using external magnetic field [31].

In this work, we propose to design a quantum battery with a one dimensional *Hubbard model*, realizable via cold atoms in an optical lattice, where the lattice is filled up with either fermions or bosons, well-described by the *Fermi-Hubbard* (**FH**) and the *Bose-Hubbard* (**BH**) [32–35] models respectively (see Fig. 1). Specifically, the initial state of the battery is prepared as the ground or the canonical equilibrium states of the **FH** and the **BH** models while the charging of the battery can take place by tuning the strength of the on-site intraatomic interactions. It is important to stress here that in all the aforementioned proposals of QBs, the subsystems are distinguishable as their positions are fixed in space while in the current proposal, the particles can hop from one lattice site to others and as a consequence become indistinguishable within the lattice system. We also know that both the models possess rich phase diagrams having phases like mott insulator, superfluid, superconducting, Fermi liquid [32, 36, 37], and density-wave, Haldane insulator phases in the extended **BH** model [38, 39] and hence such a study may establish a new connection between physical properties of the bosonic as well as fermionic systems and quantum thermodynamics.

A comparative study carried out between the **FH** and the **BH** models reveal that the fermionic batteries with more than two lattice sites can generate a higher amount of power than that of the bosonic systems provided the repulsive or attractive on-site interactions are suitably tuned by varying the scattering lengths and the initial state of the battery is at the zero temperature with half-filling. The hierarchy gets reversed, i.e., the batteries made up of **BH** models demonstrate advantage over the **FH** ones, when the initial state is prepared at a finite and high temperature. We also illustrate that apart from the ratio between the intraatomic on-site and the interatomic hopping interactions, the patterns of the power output also depend on the even or odd lattice sites in both models. For a fixed lattice site, we optimize the maximum average power output over configurations allowed for fermions and bosons where in the

latter case, we also fix the particles per site and observe that the optimized power decreases (increases) with the increase of lattice sites (the increase of the particles per site) for fermions (bosons).

With the significant advancement in experiments with different physical substrates, the disordered quantum systems [40–44] are of great interest to study since it is almost impossible to prepare a system avoiding the impurities in laboratories. Although, intuitively, disorder detrimentally affects the characteristics of the quantum systems and hence the performance, it was shown to be not true [18, 29, 45–52], i.e., certain features of the quantum system are found to get enhanced even in presence of impurities. Moreover, disordered systems show a lot of counter-intuitive phenomena which include Anderson localization [53], many-body localization which pinpoints the distinction between thermalization and localized phase [54–57], high-temperature superconductivity [58] to name a few. Interestingly, cold atomic systems turn out to be one of the experimental-friendly platforms where disordered systems can be realized and engineered. In this respect, we show that the quenched power outputs are robust against random hopping and random the on-site interactions in both **FH** and the **BH** models. In case of disorder introduced in hopping, we report that there is a regime of the hopping strength in which both bosonic and fermionic disordered systems can produce higher maximal power than that of the ordered ones which we refer to as the *disorder enhanced power*. The randomness in hopping and on-site interactions are chosen from Gaussian as well as uniform distributions with a fixed mean and standard deviations and both types of randomness can be realized in cold atomic setup.

The paper is organized in the following manner. The design of the quantum battery based on Hubbard models and their charging processes are introduced in Sec. II. In the next section (Sec. III), the performance of the QB and the comparative studies between bosonic and fermionic systems are carried out. In Sec. IV, the effects of the filling factor and the temperature of the initial state are investigated while the disordered **BH** and **FH** models are considered as batteries in Sec. V. Finally, the concluding remarks are discussed in Sec. VI.

II. MODELLING OF QUANTUM BATTERY USING HUBBARD HAMILTONIANS

We model a quantum battery as the one-dimensional Hubbard Hamiltonian (see Fig. 1 for schematic representation) with L lattice sites filled with fermions or bosons, known as *Fermi-Hubbard* and *Bose-Hubbard* models respectively which can be engineered in the laboratory with cold atoms in optical lattices [32, 33]. Such a study also identifies the regime where fermionic systems show a better performance as a QB than that of the bosonic ones and vice-versa.

Model of the battery. The initial state of a quantum battery [13, 18, 28] is taken as the ground state or the canonical equilibrium state i.e., $\rho_{th} = \frac{e^{-\beta' H_B^\mu}}{Z}$, ($\mu = f, b$) of the Fermi-Hubbard or Bose-Hubbard Hamiltonian, H_B^μ , where the su-

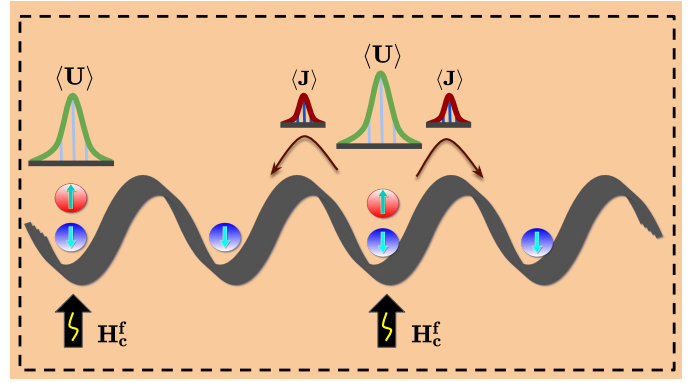


FIG. 1. (Color Online.) Schematic representation of a quantum battery based on one-dimensional Fermi-Hubbard Hamiltonian with and without disorder with L lattice sites. H_c^f in Eq. (3) is used to charge the battery. As shown in the paper, similar modelling of QB is also possible with Bose-Hubbard system. The robustness observed in the performance of the QB against Gaussian as well as uniform disorder in the on-site interactions as well as in the hopping terms are also reported.

perscripts represent fermionic or bosonic systems. Here $\beta' = \frac{1}{k_B T}$ with k_B being the Boltzmann constant, T being the absolute temperature and the partition function, $Z = \text{Tr}(e^{-\beta' H_B^\mu})$. When the lattice sites are occupied with fermions, *Fermi-Hubbard Hamiltonian* can be represented as

$$H_B^f = - \sum_{\langle ij \rangle, \sigma} J_{ij}^f c_{i\sigma}^\dagger c_{j\sigma} + h.c. + \sum_i U_i^f n_{i\uparrow} n_{i\downarrow}. \quad (1)$$

Here J_{ij}^f is the hopping strength between the sites, i and j , where $\langle ij \rangle$ indicates that the nearest-neighbor hopping is only allowed, and U_i^f is the on-site interaction on the site i of fermions which can be repulsive as well as attractive. $c_{i\sigma}$ ($c_{i\sigma}^\dagger$) is fermionic annihilation (creation) operator obeying the canonical anti-commutation relations, $\{c_{i\sigma}, c_{j\sigma'}^\dagger\} = \delta_{ij} \delta_{\sigma, \sigma'}$, $\{c_{i\sigma}, c_{j\sigma'}\} = 0$ and $\{c_{i\sigma}^\dagger, c_{j\sigma'}^\dagger\} = 0$, and $n_{i\sigma} = c_{i\sigma}^\dagger c_{i\sigma}$ is the number operator on the site i having spin σ .

Instead of fermions, when the lattice sites are filled with bosons, the *Bose-Hubbard Hamiltonian* reads as

$$H_B^b = - \sum_{\langle ij \rangle} J_{ij}^b b_i^\dagger b_j + h.c. + \sum_i \frac{U_i^b}{2} n_i (n_i - 1), \quad (2)$$

where J_{ij}^b and U_i^b are the hopping strength from site i to j and the on-site interaction strength at the i -th site respectively, and b_i (b_i^\dagger) is bosonic annihilation (creation) operator following the standard canonical commutation relations for bosons.

Charging. In order to charge the system, we construct the charging Hamiltonian for fermions and bosons respectively as

$$H_c^f = U_c^f \sum_i n_{i\uparrow} n_{i\downarrow}, \text{ and } H_c^b = \frac{U_c^b}{2} \sum_i n_i (n_i - 1). \quad (3)$$

Here U_c^μ is the charging strength and in general, $U_c^\mu \neq U^\mu$.

Quantifying performance. By employing cyclic unitary operations, $\mathcal{U}_c = \exp(-iH_c^\mu t)$, such that $\rho(t) = \mathcal{U}_c \rho(0) \mathcal{U}_c^\dagger$, with $\rho(0)$ being the initial state of the QB, the total amount of energy that can be stored as well as extracted from the QB (the work output) at time t reads as

$$W^\mu(t) = \text{Tr}(H_B^\mu \rho(t)) - \text{Tr}(H_B^\mu \rho(0)), \quad (4)$$

where the first and the second terms in Eq. (4) are the final and initial energies of the system respectively. Notice that the maximum amount of extractable work from the quantum battery in terms of ergotropy coincides with the above in case of reversible unitary process. Moreover, the maximum average power output from the battery at time t , is quantified as

$$P_{\max}^\mu = \max_t \frac{W^\mu(t)}{t}. \quad (5)$$

Throughout the paper, we will use P_{\max}^μ as the figure of merit for determining the performance of the QB. Notice also that $P_{\max}^\mu = 0$ when the hopping term of the QB vanishes.

Scaling. By increasing the numerical value of U_i^μ , and J_i^μ ($\mu = f, b$), of H_B^μ , one can generate more and more extractable power output from the quantum battery. Moreover, for comparing batteries with bosons and fermions, we normalize the Hamiltonians as

$$\frac{1}{E_{\max} - E_{\min}} [2H_B^\mu - (E_{\max} + E_{\min})\mathcal{I}] \rightarrow H_B^\mu, \quad (6)$$

which has a bounded spectrum, $[-1, 1]$, irrespective of the values of the system parameters and bosons or fermions with E_{\max} and E_{\min} being the maximum and the minimum eigenvalues of H_B^μ .

III. PERFORMANCE OF QB FOR ARBITRARY NUMBER OF LATTICE SITES: COMPARING BOSONS WITH FERMIONS

Let us now concentrate on a hierarchy among QBs based on **BH** and **FH** models according to their performance. We start with two lattice sites and then investigate the trends of the power output for arbitrary lattice sites. In this section, the number of particles is same as the number of lattice sites.

Two-lattice sites: Equivalence between bosonic and fermionic systems

First consider a scenario when two particles occupy a lattice having two sites. In this situation, the work output can be found analytically both for bosons and fermions and their relation is as follows.

Proposition 1. *The average work outputs for BH and FH models coincide for a lattice with two sites occupied by two particles if the values of on-site interactions, hopping and charging strengths are identical, and the initial state of the battery is prepared as the ground state of the Hamiltonian.*

Proof. The two-sites Fermi-Hubbard model occupied with two fermions has four basis states. Generically, the Fock state bases are defined as $|x_1 y_2\rangle_\uparrow |z_1 w_2\rangle_\downarrow$. Here $\{x_1, y_2, z_1, w_2\} \in (0, 1)$, where 0 denotes the situation when the lattice site is not occupied by fermions while 1 is when the fermion occupies the lattice site and subscripts denote the lattice sites which we drop now on and we will use only the binary method to indicate the entire configuration. In this basis, the normalized Hamiltonian reads as

$$H_B^f = \frac{1}{\sqrt{16J^f{}^2 + U^f{}^2}} \begin{bmatrix} U^f & -2J^f & -2J^f & 0 \\ -2J^f & -U^f & 0 & -2J^f \\ -2J^f & 0 & -U^f & -2J^f \\ 0 & -2J^f & -2J^f & U^f \end{bmatrix},$$

while the ground state H_B^f as the initial state of the battery is given by

$$\rho(0) = \begin{bmatrix} \frac{1}{4}(1-a) & b & b & \frac{1}{4}(1-a) \\ b & \frac{1}{4}(1+a) & \frac{1}{4}(1+a) & b \\ b & \frac{1}{4}(1+a) & \frac{1}{4}(1+a) & b \\ \frac{1}{4}(1-a) & b & b & \frac{1}{4}(1-a) \end{bmatrix}, \quad (7)$$

where $a = \frac{U^f}{\sqrt{16J^f{}^2 + U^f{}^2}}$ and $b = \frac{J^f}{\sqrt{16J^f{}^2 + U^f{}^2}}$. The charging Hamiltonian in the Fock basis reduces to

$$H_c^f = U_c^f (|1010\rangle\langle 1010| + |0101\rangle\langle 0101|) \quad (8)$$

which is used upto a certain time t to charge the battery, resulting to an evolved state,

$$\rho(t) = \begin{bmatrix} \frac{1}{4}(1-a) & be^{-itU_c^f} & be^{-itU_c^f} & \frac{1}{4}(1-a) \\ be^{itU_c^f} & \frac{1}{4}(1+a) & \frac{1}{4}(1+a) & be^{itU_c^f} \\ be^{itU_c^f} & \frac{1}{4}(1+a) & \frac{1}{4}(1+a) & be^{itU_c^f} \\ \frac{1}{4}(1-a) & be^{-itU_c^f} & be^{-itU_c^f} & \frac{1}{4}(1-a) \end{bmatrix}. \quad (9)$$

The work output in this case simplifies as

$$W^f(t) = \frac{J^f{}^2}{J^f{}^2 + \frac{(U^f)^2}{16}} (1 - \cos(tU_c^f)). \quad (10)$$

Following the same prescription, we also calculate (for detailed calculation, see Appendix-A) the total work output considering **BH** model for the same time interval t , which is given by

$$W^b(t) = \frac{J^b{}^2}{J^b{}^2 + \frac{(U^b)^2}{16}} (1 - \cos(tU_c^b)). \quad (11)$$

Hence, if $J^f = J^b$, $U^f = U^b$ and $U_c^f = U_c^b$, the average work output in both the cases are same. \square

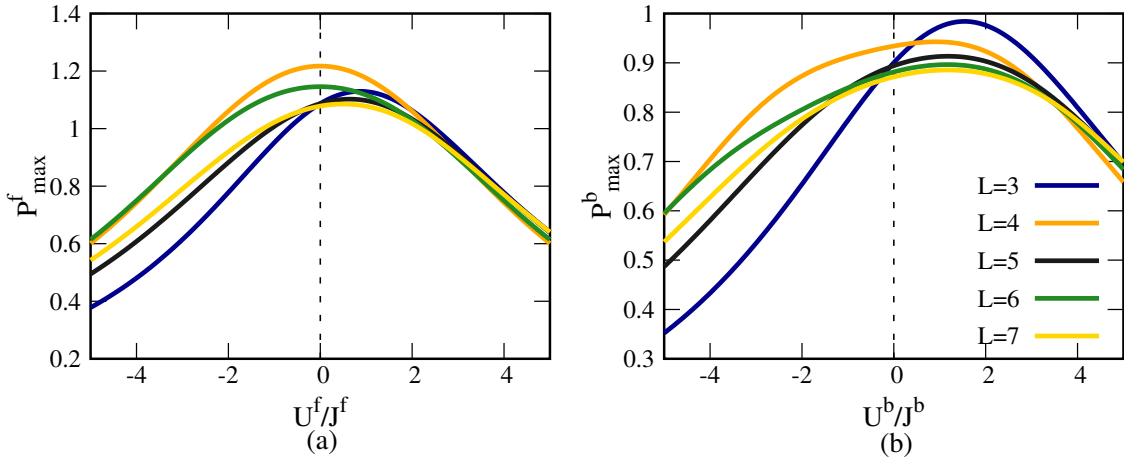


FIG. 2. (Color Online.) (a) Power output, P_{\max}^f , (ordinate) with respect to U^f/J^f (abscissa) of the battery constructed via the Fermi-Hubbard model. (b) P_{\max}^b (ordinate) U^b/J^b (abscissa) for bosonic systems. The system is half-filled in both the cases and the initial state of the battery is the ground state of the system. In case of Bose-Hubbard model, at most two bosons per sites are only allowed. The charging of the battery is performed by using on-site interaction with the strength being $U_c^f = U_c^b = 2$. Different lines correspond to different number of lattice sites, L . Both the axes are dimensionless.

Arbitrary number of lattice sites: Boson vs. Fermions

Let us now move further and consider a lattice having site more than two. First we consider three sites occupied by three particles, bosons or fermions. Unlike the previous case, we establish a hierarchy between batteries with bosons and with fermions.

Proposition 2. *The battery composed of three lattice sites filled with three fermions is better in terms of the work output than that of the bosonic systems in the absence of on-site interaction of the battery Hamiltonian, provided the charging strength of the on-site interactions for both fermions and bosons are same, i.e., $U_c^f = U_c^b = U_c$.*

Proof. Following the same procedure (see Appendix-B) as in the previous proof, we calculate $W^f(t)$ and $W^b(t)$ for a lattice with sites, $L = 3$, occupied with three fermions, and three bosons governed by **FH** and **BH** respectively, having $U^\mu = 0$, $\mu = f, b$. If the value of the charging strength for both the cases are identical, the difference between the work output turns out to be

$$W^f(t) - W^b(t) = 0.13(1 - \cos(tU_c)), \quad (12)$$

which is positive and hence the proof. \square

The Proposition 2 indicates that the increasing value of lattice sizes and the number of particles can have significant effects on the power output for these two models. In particular, identifying parameter range where the **FH**-battery outperforms the **BH** ones can be an interesting question to address with $L \geq 3$. Towards the aim, the initial battery-state is considered to be the ground state of the **FH** lattice filled up

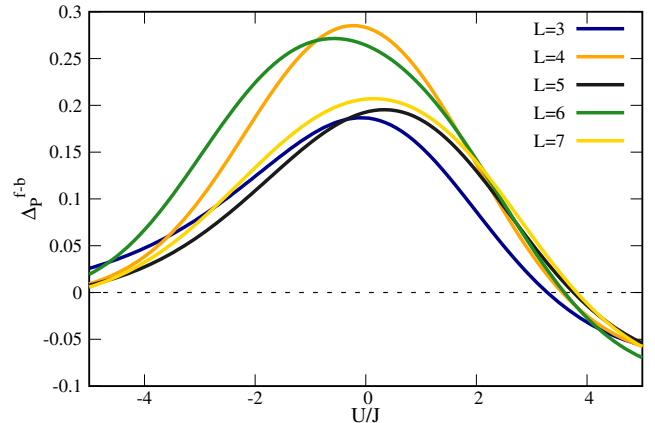


FIG. 3. (Color Online.) *Bosonic vs. fermionic QBs.* Performance score, $\Delta_P^{f-b} = P_{\max}^f - P_{\max}^b$ (vertical axis) against $U/J = U^b/J^b = U^f/J^f$ (horizontal axis). All other specifications are same as in Fig. 2. Both the axes are dimensionless.

with $N_\uparrow^f = \lfloor L/2 \rfloor + L(\bmod 2)$ and $N_\downarrow^f = \lfloor L/2 \rfloor$ fermions where total number of fermions, $L = N^f = N_\uparrow^f + N_\downarrow^f$ while the **BH**-battery is occupied with $N^b = L$ number of bosons with 2 particles per site, i.e., a single site can occupy at most two bosons – distribution of fermions and bosons in this way is called half-filling. We will lift the restriction of particles per site in the succeeding section. In the rest of the paper, we carry out our analysis of P_{\max}^μ by varying U^μ/J^μ , ($\mu = f, b$) since the various phases like Mott-insulator, superfluid, Fermi liquid and quantum phase transitions can successfully be de-

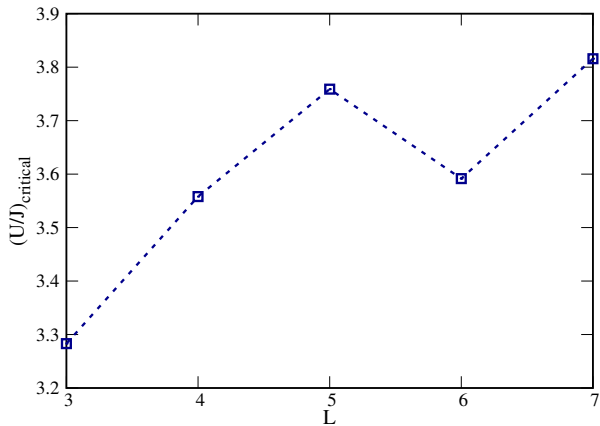


FIG. 4. (Color Online.) *Scaling of hierarchy*. The critical value of U/J , denoted by $(U/J)_{critical}$ (y -axis) above which the batteries build with the **BH** model can store more energy than that of the **FH** ones with respect to lattice sites L (x -axis). All the axes are dimensionless.

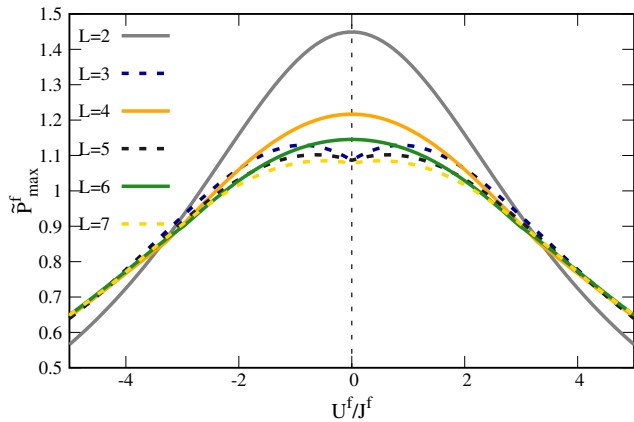


FIG. 5. (Color Online.) Variation of \tilde{P}_{max}^f (see text for the definition) (ordinate) vs. U^f/J^f (abscissa). Notice that the symmetry missing around $U^f/J^f = 0$ -line in Fig. 2 for odd lattice sites can be attained by considering the quantity \tilde{P}_{max}^f obtained after maximizing over configurations. Both the axes are dimensionless.

scribed in the different limits of this ratio. Moreover, in the entire calculation, we take the strength of the charging field as $U_c^f = U_c^b = 2$. Notice, however, that with the increase of the charging on-site interactions, the power gets enhanced. It can also be understood from the expressions of work in Eqs. (10), (11) and (12) which clearly show that the maximum power is obtained for small time when one increases U_c^μ .

Contrasting trends for FH- and BH-batteries. The patterns of P_{max}^μ with U^μ/J^μ for a paradigmatic example of half-filling of lattice sites both for fermions and bosons are depicted in Fig. 2 and we observe that the contrasting behavior emerges for bosons and fermions – (1) the **FH**-based battery produces more power output than that of the **BH** model almost in the entire range of U^μ/J^μ . We will determine the

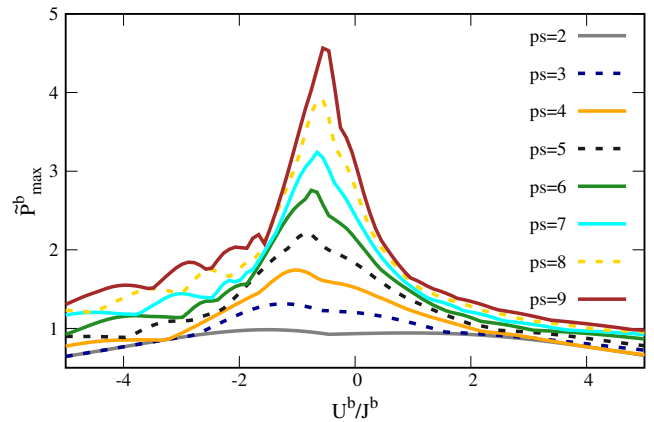


FIG. 6. (Color Online.) \tilde{P}_{max}^b (vertical axis) vs. U^b/J^b (horizontal axis) for the **BH** model-based battery. Different lines corresponds to different values of *particles per site* (ps) which can go at most n . Here $L = 4$. The optimization involved in \tilde{P}_{max}^b is performed over all the nL configurations. All the axes are dimensionless.

exact range of advantage obtained via fermionic systems in Figs. 3 and 4 which we will discuss later; (2) In case of even number of lattice sites with the **FH** model, P_{max}^f is symmetric about $U^f/J^f = 0$ -line, thereby leading to maximum power output with $U^f = 0$, although no such symmetry is observed in case of bosons; (3) In the half-filling regime, among all the lattice sites considered, i.e., when $3 \leq L \leq 7$, we find that P_{max}^f reaches its maximal value for $L = 4$ while P_{max}^b shows maximum with $L = 3$ and $U^b/J^b > 0$. Although, there is, in general, no visible correlation between lattice size and higher work output, P_{max}^μ converges to a certain value for all values of L in presence of strong repulsive and attractive interactions, thereby illustrating a site-independent power output.

To compare the batteries constructed with fermionic and bosonic systems, we introduce a quantity which we call the performance score,

$$\Delta_P^{f-b} = P_{max}^f - P_{max}^b,$$

by fixing $U^f = U^b = U$ and $J^f = J^b = J$. From Fig. 3, we observe that when $-5 \lesssim U/J < 0$, i.e. with attractive on-site interactions, **FH**-batteries can always store (extract) more energy than that of batteries with **BH** model although the situation changes when $U/J \gtrsim 3$. Specifically, there exists a critical U/J -value, $(U/J)_{critical}$, above which the bosonic systems can produce more power than that of the fermionic systems, i.e., $\Delta_P^{f-b} < 0$ when $U/J > (U/J)_{critical}$. We also notice that $(U/J)_{critical}$ depends on L as shown in Fig. 4 which indicates that with the increase of L , a higher on-site interaction is required to achieve a higher power by using the **BH** model than that of the **FH** one.

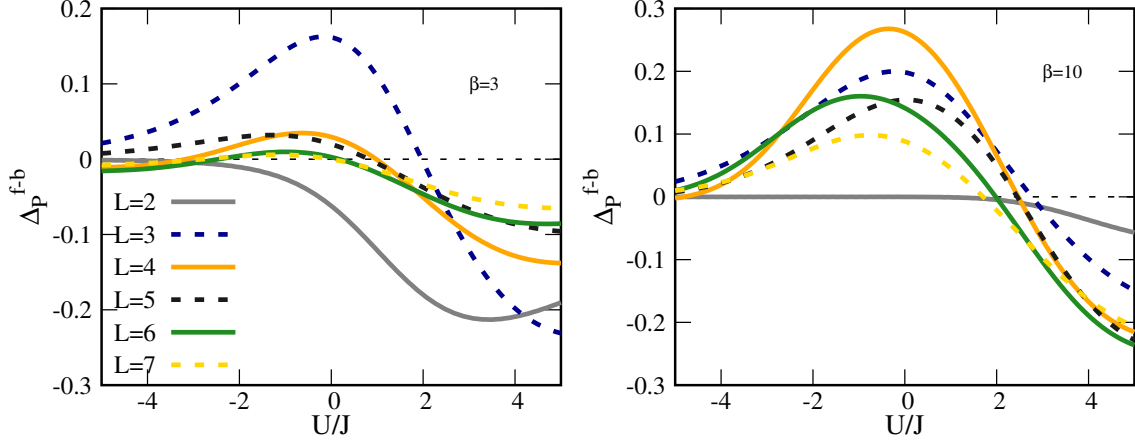


FIG. 7. (Color Online.) Δ_P^{f-b} (vertical axis) with U/J (horizontal axis). (a) $\beta = 3$, (b) $\beta = 10$. Solid lines represent the even number of lattice sites while the odd number of lattice sites are plotted with dashed lines. All other specifications are same as in Fig. 2. All the axes are dimensionless.

IV. EFFECTS OF FILLING FACTOR AND TEMPERATURE ON AVERAGE POWER OUTPUT

Upto now, the entire analysis is carried out by considering the half-filling and when the battery is the ground states of the Hamiltonian. Let us lift both the restrictions and study their consequences on the performance of the QB.

First we explore the dependence of *filling factors* on the power output of the battery. Before going further, let us first discuss two extreme situations for which the power outputs vanish when the battery is made of *fermions*.

Remark 1. For a fixed lattice site, if all the lattice sites are completely occupied by up or down or both up and down fermions allowed by the Pauli exclusion principle, no work can be extracted from the system since no excitation is possible in this scenario.

Remark 2. Suppose all the lattice sites are filled with down (up) fermions. If we now increase the number of up (down) fermions one by one on a lattice, the power output again vanishes. This is due to the fact that in this process, the charging Hamiltonian comes out to be an identity matrix multiplied with a constant, which is the strength of the charging field and after evolving for a time interval t , the evolved state $\rho(t)$ remains identical with the initial ground state $\rho(0)$. Hence to obtain a non-trivial power output from the QB, the number of up and down fermions in the system of L lattice sites must be upper bounded by $L - 1$.

In the fermionic system, we also find the following:

Observation 1. The *maximum extractable power* is same under the exchange of the total number of up and down fermions in the system i.e., $P_{\max}(N_{\uparrow}^1, N_{\downarrow}^2) = P_{\max}(N_{\downarrow}^1, N_{\uparrow}^2)$ where $N^i, i = 1, 2$ is the number of up (down) and down (up) fermions respectively. Moreover, we notice that

$$P_{\max}(N_{\uparrow}^1, N_{\downarrow}^2) = P_{\max}(L - N_{\uparrow}^1, L - N_{\downarrow}^2).$$

Let us first discuss the fermionic model with $L = 2$. In this scenario, $N_{\uparrow}^f = 2, N_{\downarrow}^f = 2$ and the number of possible configuration is $(L + 1)^2 - 1 = 8$. We observe that a particular configuration among all those choices which is responsible to obtain the maximum amount of average power from the battery, turns out to be $N_{\uparrow}^f = 1$ and $N_{\downarrow}^f = 1$ for the entire parameter regime of U^f/J^f . However, by increasing the lattice sites, we obtain the maximum power contribution from different filling factors depending on the tuning parameter, U^f/J^f . To capture it, we introduce a quantity $\tilde{P}_{\max}^f = \max P_{\max}^f$ (see Fig. 5) where the maximization is performed over all possible $((L + 1)^2 - 1)$ configurations. First of all, \tilde{P}_{\max}^f decreases with the increase of lattice sites although the decrease rate depends on the even or odd L . Secondly, the average power output is symmetric about $U^f/J^f = 0$ (comparing with Fig. 3). Thirdly, unlike even number of lattice sites, the value of \tilde{P}_{\max}^f is independent of L at $U^f/J^f = 0$ for odd number of lattice sites, although the maxima occurs at some point with $U^f/J^f > 0$ and $U^f/J^f < 0$ symmetrically.

In the case of **BH** model, we consider a scenario where the number of lattice site is fixed to L , and particles per site available is at most n . Again we examine $\tilde{P}_{\max}^b = \max P_{\max}^b$ where the maximization is taken over all the allowed configurations possible under the constraint of n particles per site, thereby optimizing over nL configurations (see Fig. 6 for $L = 4$). For a fixed number of lattice sites, \tilde{P}_{\max}^b increases with the increase of n . In contrast to the fermionic battery, the power output for the bosonic battery is not symmetric about $U^b/J^b = 0$ -line.

Role-reversal of bosonic and fermionic batteries depend-

ing on temperature. In a more realistic situation, one expects that the initial state of the quantum battery is the thermal state or the canonical equilibrium state (ρ_{th}) of the Hamiltonian. To illustrate the effects of temperature on the maximum average power output of the battery built by the **BH** and the **FH** models, we examine the performance score, Δ_P^{f-b} , by varying U/J , where $U^b = U^f = U$ and $J^f = J^b = J$ and set $\beta = |J|\beta'$. With the increase of temperature, we find that the Proposition 1 for two lattice sites does not remain valid, i.e., $P_{\max}^f \neq P_{\max}^b$ with some moderate temperature. E.g., we find that $U/J = 5$, Δ_P^{f-b} becomes negative when the initial state is prepared at $\beta \lesssim 39.5$. Such an advantageous role of bosonic systems persists also for a higher number of lattice sites with a certain β value and a wide range of U/J as depicted in Fig. 7. Specifically, if the initial state is prepared at a very high temperature, the maximum average power output obtained from the **BH** models is higher than that of the **FH** ones in most of the repulsive on-site interaction, i.e., for positive values of U/J .

V. ROBUSTNESS OF BATTERIES BASED ON HUBBARD MODELS IN PRESENCE OF DISORDER

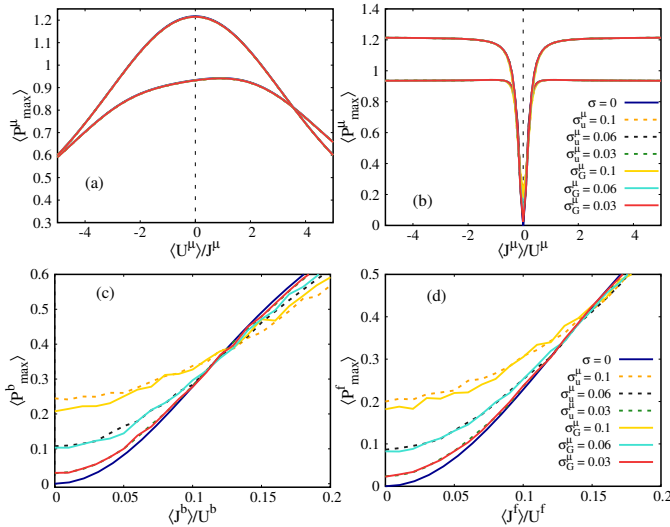


FIG. 8. (Color Online.) *Disorder enhanced power.* (a)-(b) Quenched average power, $\langle P_{\max}^\mu \rangle$, by varying $\langle U^\mu \rangle/J$ and $\langle J^\mu \rangle/U$ with $\mu = f, b$. Here $L = 4$ and the initial state is the ground state of the system. σ_G^μ and σ_u^μ represent the standard deviations of the Gaussian (solid line) and the uniform (dashed line) distributions respectively from which the on-site interactions and the hopping are randomly chosen. Note that $\sigma = 0$ represents the ordered systems. The higher $\langle P_{\max}^\mu \rangle$ value correspond to the disordered **FH** models while the lower values are for the bosonic systems. (c)-(d) $\langle P_{\max}^b \rangle$ and $\langle P_{\max}^f \rangle$ are plotted with respect to $\langle J^b \rangle/U$ and $\langle J^f \rangle/U$ respectively. In both the situations, systems with impurities turn out to be a better storage device than that of the ordered systems, thereby showing disorder induced power. All the axes are dimensionless.

In an ultracold atom experiment, disorder can be introduced in the system in a controlled manner [32], leading to the quenched disordered system. In particular, van der waals losses are mitigated by placing atoms at a significant distance from the atom chip, which results in an adjustment of the magnetic wire, leading to the uniform disorder in the on-site intraparticle interactions, U^μ/J^μ ($\mu = f, b$) [59, 60] of the Hubbard Hamiltonian. The disorder is chosen from uniform distribution, $U_u^\mu/J^\mu \in [a, b]$ with mean $\langle U_u^\mu \rangle/J^\mu = \frac{a+b}{2}$ and standard deviation as $\sigma_u^\mu = \sqrt{\frac{(b-a)^2}{12}}$. On the other hand, the local potential can also be sampled from Gaussian distribution [61], $U_G^\mu/J \in \frac{1}{\sigma_G^\mu \sqrt{2\pi}} e^{-\frac{1}{2} \left(\frac{x - \langle U_G^\mu \rangle/J^\mu}{\sigma_G^\mu} \right)^2}$ with mean $\langle U_G^\mu \rangle/J^\mu$ and standard deviation σ_G^μ . Here the subscripts, u and G in mean and standard deviations represent the uniform and the Gaussian distributions respectively.

By incorporating uniform as well as Gaussian randomness in the on-site interactions, $\langle U_u^\mu \rangle/J^\mu$, and $\langle U_G^\mu \rangle/J^\mu$ of the batteries built by **FH** and **BH** models, we examine the quenched maximum average power [62], $\langle P_{\max}^\mu \rangle$. It is obtained by computing P_{\max}^μ for every value of U^μ/J^μ chosen randomly from both uniform and Gaussian distributions with the corresponding means and the standard deviations. The number of realizations considered here for calculations is 1500 leading to a convergence upto 10^{-2} decimal points. In order to maintain a fair comparison between systems with and without disorder, we choose $L = 4$ sites with half-filling, the particles per site for bosons are restricted to 2 while the number of spin-up and spin-down fermions are same. We report that both for bosons and fermions, $\langle P_{\max}^\mu \rangle$ does not change substantially in presence of impurities in the on-site interactions as shown in Fig. 8 (a), thereby illustrating robustness in the performance of the battery against disorder.

On the other hand, disorder in the hopping parameter of the Hubbard Hamiltonian can be realized by modulating the applied electric field of the laser or by doping impurities in the system [61, 63]. In this scenario, the quenched disorder power output, $\langle P_{\max}^\mu \rangle$ from the **FH** and the **BH** models are again computed by varying $\langle J_{G(u)}^\mu \rangle/U^\mu$ for different but fixed standard deviations. Like randomness in the on-site interactions, when both uniform and Gaussian disorders are impinged in the hopping terms of the Bose- and Fermi-Hubbard Hamiltonians, thereby changing the initial state of the battery, no significant consequences on power of the battery are observed over the ordered case (see Fig. 8 (b)). Interestingly, however, when inspected closely, we notice that for $\langle J_{G(u)}^\mu \rangle/U^\mu < 0.15$ ($\langle J_u^\mu \rangle/U^\mu < 0.15$), the quenched averaged power output from the disordered battery is higher than that of the ordered case, thereby showing improvements in the performance of the battery in presence of impurities in hopping. Such a *disorder enhanced power* is discovered both for fermionic as well as bosonic systems. Notice that when the hopping terms of the Bose- and Fermi-Hubbard models vanish, i.e., $J^\mu/U^\mu = 0$, $P_{\max}^\mu = 0$ in the ordered case while for $\langle J_{G(u)}^\mu \rangle/U^\mu = 0$ ($\langle J_u^\mu \rangle/U^\mu = 0$), $P_{\max}^\mu \neq 0$ from definition. However, the non-trivial results emerge when *disorder enhanced power* is noticed for a moderate value of $\langle J_{G(u)}^\mu \rangle/U^\mu$.

Specifically, advantage in power with impurities is detected in the regime $0 \leq \langle J_u^b \rangle / U \leq 0.12$ for bosons while the range of parameters, $\langle J_u^f \rangle / U \in [0, 0.148]$, increase in case of **FH** model (comparing Figs. 8 (c) and 8 (d)).

VI. CONCLUSION

Batteries are integral parts of any technology for storing power and utilizing it as a source of energy at any point in time. We know that the existing battery that we termed as a classical batteries convert the chemical energy to the electrical one and is quite useful although current technological developments demand miniaturization, which inevitably has a possibility to enter the quantum regime. To fulfil the requirements, quantum technologies are designed which also necessitates the modelling of the storage device based on quantum mechanics, leading to quantum batteries (QB). In recent times, several experimental proposals for QBs using quantum dots coupled to cavities, superconducting qubits have been developed and realized.

In the current work, we designed a quantum battery in presence and absence of impurities using ultracold atoms in optical lattices which can be implemented via currently available technologies. In particular, we prepared an initial state of the quantum battery as the ground or the thermal state of the Fermi-Hubbard as well as Bose-Hubbard models. The charging process of the battery is carried out by tuning the on-site interactions. We showed that in the case of lattice sites more than two, and with half-filling, the QB based on the Fermi-Hubbard model can store a higher amount of energy compared to the battery with the Bose-Hubbard model provided the on-site interactions are attractive or repulsive with moderate values. The situation gets reversed if the temperature in the initial state is reasonably high. Moreover, we noticed that the filling factor in both the bosonic and fermionic models plays a crucial role in the power output of the battery. Specifically, the maximum average power after optimizing over all the configurations increases with the increase of particles per site in the case of bosons.

One of the success stories in the ultracold atomic systems is the realization of disorder in a controlled manner. We found that the randomness chosen from the uniform and the Gaussian distributions in the hopping and in the on-site interactions does not affect the performance of the QB significantly, thereby demonstrating the advantage of preparing these batteries based on ultracold atoms. We also identified a region of mean hopping strength below which the quenched averaged power is higher for the disordered system than that of the ordered ones – *disorder enhanced power*. The entire engineering of QB proposed via bosonic and fermionic systems opens up a possibility to design thermal machines based on Hubbard models, realizable in laboratories, and at the same time, it can pinpoint the regime in which the machinery based on bosons is better than that of fermions and vice-versa.

VII. ACKNOWLEDGEMENTS

The authors acknowledge the support from the Interdisciplinary Cyber Physical Systems (ICPS) program of the Department of Science and Technology (DST), India, Grant No.: DST/ICPS/QuST/Theme- 1/2019/23. We acknowledge the use of -- a modern python library for general purpose condensed matter physics (<https://weinbe58.github.io/QuSpin>), and the cluster computing facility at the Harish-Chandra Research Institute.

Appendix A: Two-site two-particle system

Let us consider the scenario when the lattice has two sites occupied with two bosonic particles. The normalized Hamiltonian in the Fock state basis looks like

$$H_B^b = \frac{1}{\sqrt{16J^{b2} + U^{b2}}} \begin{bmatrix} U^b & -2\sqrt{2}J^b & 0 \\ -2\sqrt{2}J^b & -U^b & -2\sqrt{2}J^b \\ 0 & -2\sqrt{2}J^b & U^b \end{bmatrix}. \quad (\text{A1})$$

The initial state $\rho(0)$ of the system is the ground state of this Hamiltonian H_B^b , given by

$$\rho(0) = \begin{bmatrix} \frac{1}{4}(1-a) & \sqrt{2}b' & \frac{1}{4}(1-a) \\ \sqrt{2}b' & \frac{1}{2}(1+a) & \sqrt{2}b' \\ \frac{1}{4}(1-a) & \sqrt{2}b' & \frac{1}{4}(1-a) \end{bmatrix}, \quad (\text{A2})$$

where $a = \frac{U^b}{\sqrt{16J^{b2} + U^{b2}}}$ and $b' = \frac{J^b}{\sqrt{16J^{b2} + U^{b2}}}$. We construct the charging Hamiltonian by putting $J^b = 0$ which reads as

$$H_c^b = \begin{bmatrix} U_c^b & 0 & 0 \\ 0 & 0 & 0 \\ 0 & 0 & U_c^b \end{bmatrix}. \quad (\text{A3})$$

After evolving the state $\rho(0)$ by the unitary operator $\mathcal{U}_J = \exp(-iH_c^b t)$ for a time interval t , the resultant state $\rho(t)$ becomes

$$\begin{bmatrix} \frac{1}{4}(1-a) & \sqrt{2}b' e^{-itU_c^b} & \frac{1}{4}(1-a) \\ \sqrt{2}b' e^{itU_c^b} & \frac{1}{2}(1+a) & \sqrt{2}b' e^{itU_c^b} \\ \frac{1}{4}(1-a) & \sqrt{2}b' e^{-itU_c^b} & \frac{1}{4}(1-a) \end{bmatrix}. \quad (\text{A4})$$

The average work output can then be computed as

$$W^b(t) = \frac{J^{b2}}{J^{b2} + (0.25U^b)^2} (1 - \cos(tU_c^b)) \quad (\text{A5})$$

Appendix B: Three sites and three particle scenario in absence of on-site interaction

Let us consider the lattice having three sites and for **FH** model, it has $N_{\uparrow}^f = 2$ and $N_{\downarrow}^f = 1$. In absence of U^f , the three-particle Hamiltonian reads as

$$H_B^f = \frac{1}{4\sqrt{2}J^f} \begin{bmatrix} 0 & -2J^f & 0 & -2J^f & 0 & 0 & 0 & 0 & 0 \\ -2J^f & 0 & -2J^f & 0 & -2J^f & 0 & 0 & 0 & 0 \\ 0 & -2J^f & 0 & 0 & 0 & -2J^f & 0 & 0 & 0 \\ -2J^f & 0 & 0 & 0 & -2J^f & 0 & -2J^f & 0 & 0 \\ 0 & -2J^f & 0 & -2J^f & 0 & -2J^f & 0 & -2J^f & 0 \\ 0 & 0 & -2J^f & 0 & -2J^f & 0 & 0 & 0 & -2J^f \\ 0 & 0 & 0 & -2J^f & 0 & 0 & 0 & -2J^f & 0 \\ 0 & 0 & 0 & 0 & -2J^f & 0 & -2J^f & 0 & -2J^f \\ 0 & 0 & 0 & 0 & 0 & -2J^f & 0 & -2J^f & 0 \end{bmatrix}. \quad (\text{B1})$$

Following the same construction procedure as for two lattice sites, the charging Hamiltonian takes the form as

$$H_c^f = \text{diag}\{U_c^f, U_c^f, 0, U_c^f, 0, U_c^f, 0, U_c^f, U_c^f\}$$

which leads to the average work for the system composed of fermions as

$$W^f(t) = 0.75(1 - \cos(tU_c^f)). \quad (\text{B2})$$

On the other hand, for the **BH** system with $L = 3$ and $N^b = 3$ with maximum two particles per site, the Hamiltonian becomes

$$H_B^b = \frac{1}{(3 + \sqrt{17})J^b} \begin{bmatrix} 0 & -2J^b & -4J^b & 0 & 0 & 0 & 0 \\ -2J^b & 0 & 0 & -2\sqrt{2}J^b & 0 & 0 & 0 \\ -4J^b & 0 & 0 & -2\sqrt{2}J^b & 0 & 0 & 0 \\ 0 & -2\sqrt{2}J^b & -2\sqrt{2}J^b & 0 & -2\sqrt{2}J^b & -2\sqrt{2}J^b & 0 \\ 0 & 0 & 0 & -2\sqrt{2}J^b & 0 & 0 & -2J^b \\ 0 & 0 & 0 & -2\sqrt{2}J^b & 0 & 0 & -4J^b \\ 0 & 0 & 0 & 0 & -2J^b & -4J^b & 0 \end{bmatrix}. \quad (\text{B3})$$

In this case, the charging Hamiltonian reads as

$$H_c^b = \text{diag}\{U_c^b, U_c^b, U_c^b, 0, 0, U_c^b, U_c^b, U_c^b\},$$

and the average work turns out to be

$$W^b(t) = 0.621(1 - \cos(tU_c^b)). \quad (\text{B4})$$

-
- [1] N. Linden, S. Popescu, and P. Skrzypczyk, *Phys. Rev. Lett.* **105**, 130401 (2010).
[2] G. V. L. S., and M. L., *5*, 545 (2011).
[3] N. Gisin, G. Ribordy, W. Tittel, and H. Zbinden, *Rev. Mod. Phys.* **74**, 145 (2002).
[4] Y.-H. Yang, P.-Y. Li, S.-Z. Ma, X.-C. Qian, K.-Y. Zhang, L.-J. Wang, W.-L. Zhang, F. Zhou, S.-B. Tang, J.-Y. Wang, Y. Yu, Q. Zhang, and J.-W. Pan, *Opt. Express* **29**, 25859 (2021).
[5] K. Joulain, J. Drevillon, Y. Ezzahri, and J. Ordonez-Miranda, *Phys. Rev. Lett.* **116**, 200601 (2016).
[6] G. Gemmer, M. Michel, and G. Mahler, *Quantum Thermodynamics* (Springer, New York, 2004).
[7] S. Vinjanampathy and J. Anders, *Contemporary Physics* **57**, 545 (2016), <https://doi.org/10.1080/00107514.2016.1201896>.

- [8] A. Hewgill, J. O. González, J. P. Palao, D. Alonso, A. Ferraro, and G. De Chiara, *Phys. Rev. E* **101**, 012109 (2020).
- [9] M. T. Mitchison, M. P. Woods, J. Prior, and M. Huber, *New Journal of Physics* **17**, 115013 (2015).
- [10] L. A. Correa, J. P. Palao, G. Adesso, and D. Alonso, *Phys. Rev. E* **87**, 042131 (2013).
- [11] J. B. Brask and N. Brunner, *Phys. Rev. E* **92**, 062101 (2015).
- [12] S. Das, A. Misra, A. K. Pal, A. Sen(De), and U. Sen, *EPL (Europhysics Letters)* **125**, 20007 (2019).
- [13] R. Alicki and M. Fannes, *Phys. Rev. E* **87**, 042123 (2013).
- [14] J. M. Zhang and R. X. Dong, *European Journal of Physics* **31**, 591 (2010).
- [15] F. Zhao, F.-Q. Dou, and Q. Zhao, *Phys. Rev. A* **103**, 033715 (2021).
- [16] F. C. Binder, S. Vinjanampathy, K. Modi, and J. Goold, *New Journal of Physics* **17**, 075015 (2015).
- [17] F. Campaioli, F. A. Pollock, F. C. Binder, L. Céleri, J. Goold, S. Vinjanampathy, and K. Modi, *Phys. Rev. Lett.* **118**, 150601 (2017).
- [18] S. Ghosh, T. Chanda, and A. Sen(De), *Phys. Rev. A* **101**, 032115 (2020).
- [19] D. Rossini, G. M. Andolina, D. Rosa, M. Carrega, and M. Polini, *Phys. Rev. Lett.* **125**, 236402 (2020).
- [20] A. C. Santos, B. i. e. i. f. m. c. Çakmak, S. Campbell, and N. T. Zinner, *Phys. Rev. E* **100**, 032107 (2019).
- [21] F.-Q. Dou, Y.-J. Wang, and J.-A. Sun, *EPL (Europhysics Letters)* **131**, 43001 (2020).
- [22] S. Ghosh, T. Chanda, S. Mal, and A. Sen(De), *Phys. Rev. A* **104**, 032207 (2021).
- [23] F. Campaioli, F. A. Pollock, and S. Vinjanampathy, [arXiv:1805.05507](https://arxiv.org/abs/1805.05507).
- [24] D. Ferraro, M. Campisi, G. M. Andolina, V. Pellegrini, and M. Polini, *Phys. Rev. Lett.* **120**, 117702 (2018).
- [25] G. M. Andolina, M. Keck, A. Mari, V. Giovannetti, and M. Polini, *Phys. Rev. B* **99**, 205437 (2019).
- [26] K. V. Hovhannisyann, M. Perarnau-Llobet, M. Huber, and A. Acín, *Phys. Rev. Lett.* **111**, 240401 (2013).
- [27] D. Farina, G. M. Andolina, A. Mari, M. Polini, and V. Giovannetti, *Phys. Rev. B* **99**, 035421 (2019).
- [28] T. P. Le, J. Levinsen, K. Modi, M. M. Parish, and F. A. Pollock, *Phys. Rev. A* **97**, 022106 (2018).
- [29] S. Ghosh and A. S. De, “Dimensional enhancements in quantum battery with imperfections,” (2021), [arXiv:2104.06899 \[quant-ph\]](https://arxiv.org/abs/2104.06899).
- [30] L. G. D. M. R. B. W. L. E. M. G. J. K. G. C. D. G. L. T. V. J. Q. Quach, K. E. McGhee, [arXiv:2012.06026](https://arxiv.org/abs/2012.06026).
- [31] C.-K. Hu, J. Qiu, P. J. P. Souza, J. Yuan, Y. Zhou, L. Zhang, J. Chu, X. Pan, L. Hu, J. Li, Y. Xu, Y. Zhong, S. Liu, F. Yan, D. Tan, R. Bachelard, C. J. Villas-Boas, A. C. Santos, and D. Yu, “Optimal charging of a superconducting quantum battery,” (2021), [arXiv:2108.04298 \[quant-ph\]](https://arxiv.org/abs/2108.04298).
- [32] M. Lewenstein, A. Sanpera, V. Ahufinger, B. Damski, A. Sen(De), and U. Sen, *Advances in Physics* **56**, 243 (2007), <https://doi.org/10.1080/00018730701223200>.
- [33] I. Bloch, J. Dalibard, and W. Zwerger, *Rev. Mod. Phys.* **80**, 885 (2008).
- [34] T. Esslinger, *Annual Review of Condensed Matter Physics* **1**, 129 (2010), <https://doi.org/10.1146/annurev-conmatphys-070909-104059>.
- [35] O. Dutta, M. Gajda, P. Hauke, M. Lewenstein, D.-S. Lühmann, B. A. Malomed, T. Sowiński, and J. Zakrzewski, *Reports on Progress in Physics* **78**, 066001 (2015).
- [36] M. P. A. Fisher, P. B. Weichman, G. Grinstein, and D. S. Fisher, *Phys. Rev. B* **40**, 546 (1989).
- [37] L. D. Carr and M. J. Holland, *Phys. Rev. A* **72**, 031604 (2005).
- [38] J. K. Freericks and H. Monien, *Europhysics Letters (EPL)* **26**, 545 (1994).
- [39] D. Rossini and R. Fazio, *New Journal of Physics* **14**, 065012 (2012).
- [40] C. Fort, L. Fallani, V. Guarrera, J. E. Lye, M. Modugno, D. S. Wiersma, and M. Inguscio, *Phys. Rev. Lett.* **95**, 170410 (2005).
- [41] L. Fallani, J. E. Lye, V. Guarrera, C. Fort, and M. Inguscio, *Phys. Rev. Lett.* **98**, 130404 (2007).
- [42] M. White, M. Pasienski, D. McKay, S. Q. Zhou, D. Ceperley, and B. DeMarco, *Phys. Rev. Lett.* **102**, 055301 (2009).
- [43] B. Shapiro, *Journal of Physics A: Mathematical and Theoretical* **45**, 143001 (2012).
- [44] V. Ahufinger, L. Sanchez-Palencia, A. Kantian, A. Sanpera, and M. Lewenstein, *Phys. Rev. A* **72**, 063616 (2005).
- [45] A. Aharony, *Phys. Rev. B* **18**, 3328 (1978).
- [46] B. J. Minchau and R. A. Pelcovits, *Phys. Rev. B* **32**, 3081 (1985).
- [47] J. Wehr, A. Niederberger, L. Sanchez-Palencia, and M. Lewenstein, *Phys. Rev. B* **74**, 224448 (2006).
- [48] D. A. Abanin, P. A. Lee, and L. S. Levitov, *Phys. Rev. Lett.* **98**, 156801 (2007).
- [49] J. Hide, W. Son, and V. Vedral, *Phys. Rev. Lett.* **102**, 100503 (2009).
- [50] A. Niederberger, M. M. Rams, J. Dziarmaga, F. M. Cucchietti, J. Wehr, and M. Lewenstein, *Phys. Rev. A* **82**, 013630 (2010).
- [51] R. Prabhu, S. Pradhan, A. Sen(De), and U. Sen, *Phys. Rev. A* **84**, 042334 (2011).
- [52] D. Sadhukhan, S. S. Roy, D. Rakshit, R. Prabhu, A. Sen(De), and U. Sen, *Phys. Rev. E* **93**, 012131 (2016).
- [53] P. W. Anderson, *Phys. Rev.* **109**, 1492 (1958).
- [54] D. A. Abanin, E. Altman, I. Bloch, and M. Serbyn, *Rev. Mod. Phys.* **91**, 021001 (2019).
- [55] J. H. Bardarson, F. Pollmann, and J. E. Moore, *Phys. Rev. Lett.* **109**, 017202 (2012).
- [56] A. Pal and D. A. Huse, *Phys. Rev. B* **82**, 174411 (2010).
- [57] E. Canovi, D. Rossini, R. Fazio, G. E. Santoro, and A. Silva, *Phys. Rev. B* **83**, 094431 (2011).
- [58] B. Rosenstein and D. Li, *Rev. Mod. Phys.* **82**, 109 (2010).
- [59] H. Gimpelrein, S. Wessel, J. Schmiedmayer, and L. Santos, *Phys. Rev. Lett.* **95**, 170401 (2005).
- [60] P. Sierant, D. Delande, and J. Zakrzewski, *Phys. Rev. A* **95**, 021601 (2017).
- [61] A. Kauch, P. Worm, P. Prauhart, M. Innerberger, C. Watzenböck, and K. Held, *Phys. Rev. B* **102**, 245125 (2020).
- [62] A quenched averaged quantity of any physical observable, M , calculated over a random distribution $\{Y_j\}$ with a given mean $\langle Y \rangle$ and standard deviation, σ_Y is calculated as
- $$\langle M(\langle Y \rangle, \sigma_Y) \rangle = \iint \cdots \int M\{Y_j\} d\{Y_j\}$$
- [63] P. J. H. Denteneer, R. T. Scalettar, and N. Trivedi, *Phys. Rev. Lett.* **83**, 4610 (1999).