

# Coo: Rethink Data Anomalies In Databases

Haixiang Li  
Tencent Inc.  
Beijing, China  
blueseali@tencent.com

Xiaoyan Li  
Department of Information Science,  
School of Mathematical Sciences and  
LMAM, Peking University  
Beijing, China  
Li\_xiaoyan@pku.edu.cn

Yuxing Chen  
Tencent Inc.  
Shenzhen, China  
axingguchen@tencent.com

Yuean Zhu  
Tencent Inc.  
Shenzhen, China  
anduinzhu@tencent.com

Xiaoyong Du  
Key Laboratory of Data Engineering  
and Knowledge Engineering, School  
of Information, Renmin University of  
China  
Beijing, China  
duxiaoyong@mail.hzau.edu.cn

Wei Lu  
Key Laboratory of Data Engineering  
and Knowledge Engineering, School  
of Information, Renmin University of  
China  
Beijing, China  
lu-wei@ruc.edu.cn

Chang Liu  
Tencent Inc.  
Beijing, China  
williamcliu@tencent.com

Anqun Pan  
Tencent Inc.  
Shenzhen, China  
aaronpan@tencent.com

## ABSTRACT

Transaction processing technology has three important contents: data anomalies, isolation levels and concurrent control algorithms. Concurrent control algorithms is used to eliminate some or all data anomalies at different isolation levels to ensure data consistency. Isolation levels in the current ANSI standard are defined by disallowing certain kinds of data anomalies. Yet, the definitions of data anomalies in the ANSI standard are controversial. On one hand, the definitions lack a mathematical formalization, and cause ambiguous interpretations. On the other hand, the definitions are made in a case-by-case manner, and lead to a situation that even a senior DBA could not have infallible knowledge of data anomalies, due to a lack of a full understanding of its nature. While revised definitions in exiting literature propose various mathematical formalizations to correct the former argument, how to address the latter argument still remains an open problem. In this paper, we present a general framework called **Coo** with the capability to systematically define data anomalies. Under this framework, we show that existing reported data anomalies is only a small portion. While we theoretically prove that Coo is complete to mathematically formalize data anomalies, we employ a novel method to classify infinite data anomalies. In addition, we use this framework to define a new isolation levels and quantitatively describe the concurrency and rollback rate of mainstream concurrency control algorithms. These works show that the C and I of ACID can be quantitatively analyzed based on all data anomalies.

## KEYWORDS

Database, Data Anomaly, 2PL, TO, OCC

PVLDB Reference Format:

Haixiang Li, Xiaoyan Li, Yuxing Chen, Yuean Zhu, Xiaoyong Du, Wei Lu, Chang Liu, and Anqun Pan. Coo: Rethink Data Anomalies In Databases. PVLDB, 14(1): XXX-XXX, 2020.  
doi:XX.XX/XXX.XX

## 1 INTRODUCTION

The data anomalies is not recognized to the due height. In this section, we discuss why why we should define all data anomalies.

The ANSI/ISO SQL-92 [1] specifies four data anomalies, including *Dirty Write*, *Dirty Read*, *Non-repeatable Read* and *Phantom*. Under the specifications of data anomalies, four isolation levels, including *Read Uncommitted*, *Read Committed*, *Repeatable Read* and *Serializable*, are accordingly defined. For example, *Read Committed* isolation level is defined by disallowing *Dirty Write* and *Dirty Read*.

Yet, the definitions of data anomalies in the ANSI standard are controversial. On one hand, the definitions lack a mathematical formalization, and cause ambiguous interpretations. Let symbol " $W_1(x, k)$ " be a write by transaction  $T_1$  on data item  $x$  with value  $k$ , and " $R_2(x, k)$ " be a read on  $x$  returned with value  $k$  by transaction  $T_2$ . Transaction  $T_1$ 's commit or abort are written as " $C_1$ " or " $A_1$ ", respectively. Take DIRTY READ for example. In the ANSI/ISO SQL-92, it is specified as:  $T_1$  writes  $x$ ;  $T_2$  then reads  $x$  before  $T_1$  performs a commit or abort; if  $T_1$  then performs a abort,  $T_2$  has read a data item that was never committed and so never really existed []. One specification of DIRTY READ, which is still widely used in exiting RDBMSs, is restated below:

This work is licensed under the Creative Commons BY-NC-ND 4.0 International License. Visit <https://creativecommons.org/licenses/by-nc-nd/4.0/> to view a copy of this license. For any use beyond those covered by this license, obtain permission by emailing [info@vldb.org](mailto:info@vldb.org). Copyright is held by the owner/author(s). Publication rights licensed to the VLDB Endowment.

Proceedings of the VLDB Endowment, Vol. 14, No. 1 ISSN 2150-8097.  
doi:XX.XX/XXX.XX

**Table 1: A Thorough Survey on Data Anomalies in Existing Literature**

No	Anomaly, reference, year	Formal definition
1	Dirty Write [1] 1992	$W_1[x_1] \dots W_2[x_2] \dots ((C_1 \text{ or } A_1) \text{ and } (C_2 \text{ or } A_2) \text{ in any order})$
2	Lost Update [6] 1995	$R_1[x_0] \dots W_2[x_1] \dots C_2 \dots W_1[x_2]$
3	Dirty Read [1] 1992	$W_1[x] \dots R_2[x] \dots (A_1 \text{ and } C_2 \text{ in either order})$
4	Aborted Reads [42] 2015, [2] 2000	$W_1[x : i] \dots R_2[x : i] \dots (A_1 \text{ and } C_2 \text{ in any order})$
5	Fuzzy/Non-repeatable Read [1] 1992	$R_1[x] \dots W_2[x] \dots C_2 \dots R_1[x] \dots C_1$
6	Phantom [1] 1992	$R_1[P] \dots W_2[y \text{ in } P] \dots C_2 \dots R_1[P] \dots C_1$
7	Intermediate Reads [42] 2015, [2] 2000	$W_1[x : i] \dots R_2[x : i] \dots W_1[x : j] \dots C_2$
8	Read Skew [6] 1995	$R_1[x_0] \dots W_2[x_1] \dots W_2[y_1] \dots C_2 \dots R_1[y_1]$
9	Unnamed Anomaly [36] 2000	$R_1[y] \dots R_2[x] \dots W_2[x] \dots R_2[y] \dots W_2[y] \dots C_2 \dots R_3[x] \dots W_3[x] \dots R_3[z] \dots W_3[z] \dots C_3 \dots R_1[z] \dots C_1$
10	Fractured Reads [16] 2017, [4] 2014	$R_1[x_0] \dots W_2[x_1] \dots W_2[y_1] \dots C_2 \dots R_1[y_1]$
11	Serial-concurrent-phenomenon [12] 2014	$R_1[x_0] \dots W_2[x_1] \dots W_2[y_1] \dots C_2 \dots R_1[y_1]$
12	Cross-phenomenon [12] 2014	$R_1[x_0] \dots R_2[y_0] \dots W_3[x_1] \dots C_3 \dots W_4[y_1] \dots C_4 \dots R_2[x_1] \dots R_1[y_1]$
13	Long Fork Anomaly [16] 2017	$R_1[x_0] \dots R_2[y_0] \dots W_3[x_1] \dots C_3 \dots W_4[y_1] \dots C_4 \dots R_2[x_1] \dots R_1[y_1]$
14	Causality Violation Anomaly [16] 2017	$R_1[x_0] \dots W_2[x_1] \dots C_2 \dots R_3[x_1] \dots W_3[y_1] \dots C_3 \dots R_1[y_1]$
15	Read-only Transaction Anomaly [25, 40] 2004	$R_1[x_0, 0] \dots R_1[y_0, 0] \dots R_2[y_0, 0] \dots W_2[y_1, 20] \dots C_2 \dots R_3[x_0, 0] \dots R_3[y_1, 20] \dots C_3 \dots W_1[x_2, -11] \dots C_1$
16	Write Skew [6] 1995	$R_1[x_0] \dots R_2[y_0] \dots W_1[y_1] \dots W_2[x_1]$
17	Predicate-based Write Skew [26] 2005	$R_1[P] \dots R_2[P] \dots W_1[y_1 \text{ in } P] \dots W_2[x_1 \text{ in } P]$
18	Read Partial-committed [41] 2019	$R_1[x] W_2[x] W_2[y] C_2 R_1[y] C_1$

$$W_1(x, 5) \dots R_2(x, 5) \dots (A_1 \text{ and } C_2 \text{ in any order})$$

Nevertheless, the above specification is single-variable based, and cannot be extended to multi-variable based DIRTY READ. Assume there exist a transfer operation from one account  $x$  to another account  $y$ , where the invariant is that  $x + y = 10$ . Consider the following specification:

$$R_1(x, 5) W_1(x, 2) R_2(x, 2) R_2(y, 5) C_2 R_1(y, 5) W_1(y, 8) C_1$$

As we can see,  $T_1$  makes the transfer correctly, but  $T_2$  observes an intermediate state of the database, causing a INTERMEDIATE READS (the total is only 7). To avoid either ABORTED READS [2], or INTERMEDIATE READS [2], or CIRCULAR INFORMATION FLOW [2], or both, revised definitions are proposed with a more precise and complete specification. For example, Jim Grey et. al [6] formally define DIRTY READ below:

$$W_1(x, 5) \dots R_2(x, 5) \dots ((A_1 \text{ or } C_1) \text{ and } (C_2 \text{ or } A_2) \text{ in any order})$$

Besides DIRTY READ, the other three data anomalies are re-defined in mathematical forms in order to avoid ambiguous interpretations []. Unfortunately, due to the re-definition of data anomalies, although the meanings are more precise and complete, the interpretations of them become more difficult as well.

On the other hand, the definitions are made in a case-by-case manner, and lead to a situation that even a senior DBA could not have infallible knowledge of data anomalies, due to a lack of a full understanding of its nature. Except the four data anomalies defined in the ANSI standard, typical data anomalies including READ SKEW [6], WRITE SKEW [6], FRACTURED READS [16], CROSS-PHENOMENON [12], etc. A thorough study on state-of-the-art data anomalies will be conducted in Section 2. Apparently, without a full understanding of the nature, it is rather challenging to have knowledge about what they are and what the relationships among them are. Even worse, the revised definitions with the precise and complete specifications further deteriorate the understanding of data anomalies.

While revised definitions in exiting literature propose various mathematical formalizations to correct the former argument, how to address the latter argument still remains an open problem. Elaborate some related works.

In legacy database systems, ACID(Atomicity, Consistency, Isolation, Durability) refers to a standard set of properties that guarantee database transactions are processed reliably. Consistency and Isolation are two important properties, the former ensures the consistency of data, and the latter ensures the high performance of database systems, but the latter improves the performance of the database at the expense of the consistency of the data, weak isolation levels allows some data anomalies occurs.

[6] defines eight data anomalies such as *Read Skew*, *Write Skew*, etc. [26] defines some other data anomalies such as *Predicate-based Write Skew*. In recent years, there still exist extensive research works that focus on reporting new data anomalies, including *Intermediate Read* [2, 42], *Serial-concurrency-phenomenon* and *Cross-phenomenon* [12], *Long Fork anomaly* and *Causality Violation anomaly* [16]. This let us think **how many data anomalies there are?** We analyze *Read Skew* is similar with *Serial-concurrency-phenomenon* even they are the same kind of data anomalies with different names by their formal definition(Table 1), but why they have different names, **is there a unified standard for studying data anomalies?** Further, we don't know whether there are some data anomalies that will harm the application. At the same time, we don't know about: **what is the relationship between data anomalies and data consistency or isolation levels?**

For reference, we make a thorough survey on data anomalies reported in the state-of-the-art literature and list them in Table 1. The table shows there are some different data anomalies in this world, we have no way to to identify whether *Long Fork Anomaly* and *Cross-phenomenon* are the same data anomalies in Table 1, there are no rules to tell us how to identify.

We make the following contributions.

- We propose a general framework, called Coo framework that models data anomalies via variables that transactions reads and writes operations. In our framework, we define all data anomalies (§2 formally and report 20+ new data anomalies and get some important lemmas (§2 and §3) and definitions for the characteristics of data anomalies, for example,

we think data consistency should be defined by data anomalies(Definition 2.4).

- We give the classification method of data anomalies (§2.3), point out the relationship between entity-based data anomalies and predicate-based data anomalies (§2.5), and propose the new isolation levels (§3.1) based all the type of data anomalies. This is quite different from the previous literature [1, 2, 6] that defines isolation levels based on limited data anomalies.

The rest of this paper is organized as follows. Section 2 presents the Coo framework and introduce the abstraction of the model executions. Section 3 and section 4 shows the model application on databases, section 3 discusses how to define isolation levels and how to measure the advantages and disadvantages of concurrent algorithms, and section 4 discusses how to quantify rollback rate. Section 5 discusses related work. Section 6 is a conclusion.

## 2 DATA ANOMALIES MODEL

In this section, we first give the symbolizations, then define entity-based and predicate-based partial order pairs, and finally present our *Coo* framework to formulate data anomalies.

### 2.1 Abstract System Model

We consider storing objects  $Obj = \{x, y, \dots\}$  in a concurrent system. Clients interact with the objects by issuing read and write operations, grouped them together into transactions symbol  $t_i$ . We let  $Op_i = \{R_i[x_n], W_i[x_n] | x \in Obj\}$  describe the possible operations invocations: reading the version  $n$  from an object  $x$  or writing version  $n$  to  $x$  by the transaction  $t_i$ . The read operation is divided into two categories. One type is a physical read  $R_i[x_n]$ , which describes the transaction  $t_i$  read the object  $x$  with version  $n$ . The other type is a predicate read operation  $R_i^P[x_n]$ , which describes that the object  $x$  with version  $n$  was in the set of objects fitting predicate logic  $P$  by the transaction  $t_i$ , i.e.,  $R_i[x_n \in Vset(P)]$ . A **predicate** is a sentence that contains a finite number of variables and becomes a statement when specific objects are substituted for the variables. The **domain** of a predicate  $Vset(P)$  is the set of all objects that may be substituting in place of the variables [20]. In logic, predicates can be obtained by removing some or all of the nouns  $x$  or  $x, y$  from a statement and be symbolized as  $P(x)$  or  $P(x, y)$ . Always predicate is a predicate symbol together with suitable predicate variables referred to as propositional functions or open sentences. Predicate logic includes first-order logic, second-order logic and  $n$ -order logic. In first-order logic, a predicate can only refer to a single subject. First-order logic is also known as first-order predicate calculus or first-order functional calculus [38]. A sentence in first-order logic is written in the form  $P(x)$ , where  $P$  is the predicate and  $x$  is the subject, represented as a variable. Second-order logic is a predicate logic of two predicate variables after simplify. The same definition method is for  $n$ -order logic. We define that **atomic formula** for an  $n$ -tuple  $P(x, y, \dots)$  where  $P$  is any predicate of degree  $n$  and  $x, y, \dots$  are  $n$  cannot be divided symbols (or variables). Smullyan and Raymond M [30] proved that a  $n$  order logic can containing only disjunction of sentence of the form:  $P(x, y, \dots) = \wedge (or \vee) P_i(x_i) \wedge (or \vee) P_j(x_j, y_j) \cdots \wedge (or \vee) P_z(x_z, y_z, \dots)$ . Besides,

a physical read operation can be regarded as the predicate read operation with the predicate variable happens to be the object ID.

Therefore, anomalies of a schedule can be detected just under the condition of predicate logic of degree from one to  $n$  in sequence.

In order to reflect the affection between writing and read operations and predicate logic domain set, we extend senses of versions of the object which adding insertion and deletion versions.

- The object  $x$  has an initial version  $x_{init}$  called unborn version. When transaction  $t_i$  creates an object that will ever exist in the system through writing operation, we denote  $W_i[x_0]$ . Of course, there is no read operation  $R_i[x_{init}]$ .
- The object  $x$  has a visible version  $x_n (n = 0, 1, 2, \dots)$  when a transaction updates an object to generate its new version. We use  $R_i[x_n]$  to describe a transaction read a version of an object that is in the set.
- The object  $x$  has a dead version  $x_{dead}$  when the transaction deletes an object  $x$ . We use  $W_i[x_{dead}]$  to describe this situation. Also, there is no read operation  $R_i[x_{dead}]$ .

Based on the definition of versions of an object, there are four cases of reading and writing operations under the predicate logic.

- The version of the object  $x_n$  is in the predicate domain set  $Vset(P)$  by the predicate-based read operation, which denoted  $R_i[x_n \in Vset(P)]$ .
- The version of the object  $x_n$  is not in the predicate domain set  $Vset(P)$  by the predicate-based read operation, which denoted  $R_i[x_n \notin Vset(P)]$ .
- The version of the object  $x_n$  is in the predicate domain set  $Vset(P)$  by the predicate-based write operation, which denoted  $W_i[x_n \in Vset(P)]$ .
- The version of the object  $x_n$  is not in the predicate domain set  $Vset(P)$  by the predicate-based write operation, which denoted  $W_i[x_n \notin Vset(P)]$ .

We write  $W_i[x_n]$  indicated writing a value  $x_n$  that is irrelevant to whether or not in the predicate domain set  $Vset(P)$ .

According to the extended definition of object versions,  $W_i[x_0 \in Vset(P)]$  indicates that the transaction  $t_i$  inserts the new object exactly in the predicate set. And  $W_i[x_{dead} \in Vset(P)]$  indicates that the transaction  $t_i$  deleted the object exactly in the predicate set.

### 2.2 Conflict Relations

We define the different types of predicate-based operation conflicts that can occur to a concurrent system in this section. We define two types of conflict relations and describe in detail different operations combination forms of various categories of conflict relations.

*Definition 2.1.* Let  $t_i, t_j$  be transactions in a schedule  $s$ ,  $t_i <_s t_j$ . Two operations  $p \in t_i$  and  $q \in t_j$  access the same object and at least one of them is a write, i.e.,  $\{W_i W_j[x], W_i R_j[x], R_i W_j[x]\}$ . We separate the above relations to two cases by whether the object read of predicate-base domain.

1. The object always can read visible to the domain or just double write by the two transactions, i.e.,

$$\{R_i[x_n \in Vset(P)] W_j[x_{n+1}], W_i[x_n] R_j[x_n \in Vset(P)], W_i W_j[x]\}$$

called type I conflicts.

- The object cannot read visible to the domain by the two transactions, i.e.,

$$\{R_i[x_n \notin Vset(P)]W_j[x_{n+1}], W_i[x_n]R_j[x_n \notin Vset(P)]\}$$

called type II conflicts.

Based on the above discussion, We can still symbolize the conflict relations as  $conf = \{W_iW_j, W_iR_j, R_iW_j\}$ .

## 2.3 Conflict Graphs

*Definition 2.2.* let  $s$  and  $s'$  be two schedules.  $s$  and  $s'$  are called **conflict equivalent**, denoted  $s \approx s'$ , if they have the same conflict relations, including the type I and the type II, i.e., if the following holds.

- $Op(s) = Op(s')$
- $conf(s) = conf(s')$

Thus, two schedules are conflict equivalent if all conflicting pairs of steps from distinct clients occur to the same order in both schedules. The conflict relations of a schedule can be described in terms of graphs [39].

*Definition 2.3.* Let  $s$  be a schedule and  $T(s)$  be a set of clients belong to schedule  $s$ . A graph  $G(s) = (V, E)$  is called **conflict graph**, if vertexes are clients set and edges are operations with conflict relations, i.e., if the following holds.

- $V \subset T(s)$
- $(p_iq_j) \in E \Leftrightarrow t_i \neq t_j \wedge (p_iq_j) \in conf(s)$

We are now ready to introduce a notion of anomalies and consistency in concurrency systems.

*Definition 2.4.* A schedule  $s$  has anomalies if there exists a cycle in the conflict graph.

*Definition 2.5.* If there are no anomalies in a concurrent system, the concurrent system is consistent.

### EXAMPLE 1

If

$$s = W_1[x_0 \in Vset(P)]W_2[x_1 \notin Vset(P)]W_2[y_1 \in Vset(P)] \\ W_3[y_1 \in Vset(P)]R_1[x_1 \notin Vset(P)]R_1[y_1 \in Vset(P)]C_1C_2$$

where  $t_1$  and  $t_2$  are committed, and  $t_3$  still active.

The transaction  $t_1$  inserts an object  $x$  in predicate domain set  $Vset(P)$ , but the transaction  $t_2$  updates it and move it out. The transaction  $t_3$  updates the object  $y$  and the transaction  $t_1$  read it.

We have

$$conf = \{W_1W_2[x], W_2W_3[y], W_3R_1[y] \text{ (Type - I)}, \\ W_2[x_1 \notin Vset(P)]R_1[x_3 \notin Vset(P)] \text{ (Type - II)}\}$$

### EXAMPLE 2

A schedule has two predicate logics and  $Vset(P_1) \cap Vset(P_2) = \phi$ , i.e.,

$$s = W_1[x_0 \in Vset(P_1)]W_2[x_1 \notin Vset(P_2)]W_2[y_1 \in Vset(P_2)] \\ W_3[y_2 \in Vset(P_1)]R_1[x_1 \notin Vset(P_2)]R_1[y_1 \in Vset(P_1)]C_1C_2.$$

Firstly, we rewrite the schedule with visible read under non-predicate logic

$$s_1 = W_1[x_0]W_2[x_1]W_2[y_1]W_3[y_2]R_1[y_1].$$

We have the type I conflict set

$$conf_I = \{W_1W_2[x], W_2W_3[y], W_3R_1[y]\}.$$

The only invisible read operation is  $R_1[x_1 \notin Vset(P_2)]$ . We choice operations with the predicate  $P_2$

$$conf_{II} = \{W_2[x_1 \notin Vset(P_2)]R_1[x_1 \notin Vset(P_2)]\}.$$

So the conflict graph is shown as fig.1.

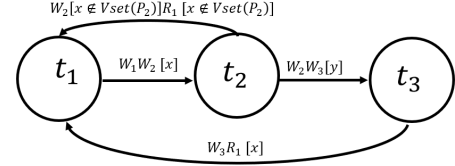


Figure 1: Conflict graphs of example 2.

According to the definition of consistency, there may be multiple cycles in a conflict graph. Just one cycle can be a crucial disturbance in the system. Therefore, we specify the earliest cycle that appeared in the conflict graph to be studied. We prove that a conflict cycle constructs by an object at most have two clients, and a conflict cycle constructs by  $n$  objects at most have  $2n$  clients (shown in appendix A) and we use edges to classify them.

*Definition 2.6.* In the conflict graph formed by conflicts, we separate into three types of anomalies based on the operations on the edges.

- A1: We defined a conflict graph with a cycle as **Read Anomaly Type, RAT**, if the graph has a  $WR$  edge at least, i.e., for a graph  $G = \{V, E\}$  with  $\exists WR \in E$ .
- A2: We defined a conflict graph with a cycle as **Write Anomaly Type, WAT**, if the graph does not contain  $WR$  edges, but contain at least a  $WW$  edge, i.e., for a graph  $G = \{V, E\}$  with  $(\forall WR \notin E) \wedge (\exists WW \in E)$ .
- A3: We defined a conflict graph with a cycle as **Intersect Anomaly Type, IAT**, if the graph does not contain  $WW$  edges, also does not contain  $WR$  edges, i.e., for a graph  $G = \{V, E\}$  with  $(\forall WW \notin E) \wedge (\forall WR \notin E)$ .

## 2.4 Simplify of Conflict cycles

**THEOREM 2.7.** *If a single object from 3-transactions constitutes a cycle, the conflict graph can be reduced to a cycle between two transactions.*

**PROOF.** Suppose the conflict graph is  $G = \{\{t_1, t_2, t_3\}, \{(p_1q_2[x]), (p_2q_3[x]), (p_3q_1[x])\}\}$  which  $(pq)$  be one of  $\{WW, WR, RW\}$ .

When  $p_1 = W$  in  $(p_1q_2[x])$ , no matter what operation  $p_2$  ( $W$  or  $R$ ) is, there will be a conflict relationship  $(p_1p_2[x])$  or  $(p_2p_1[x])$ . If  $(p_2p_1[x])$ , there is a two transactions graph  $G' = \{\{t_1, t_2\}, \{(p_2p_1[x]), (p_1q_2[x])\}\}$ . If  $(p_1p_2[x])$ , because of existing the conflict relationship  $(p_2q_3[x])$ , then we have  $p_1 <_s p_2 <_s q_3$ , which means that it has the conflict relationship  $(p_1q_3)$ . So we get the two transaction graph  $G' = \{\{t_1, t_3\}, \{(p_1q_3[x]), (p_3q_1[x])\}\}$

When  $p_1 = R$  in  $(p_1q_2[x])$ ,  $q_2$  can only be  $W$  to constitute the conflict. No matter what operation  $p_3$  ( $W$  or  $R$ ) in  $(p_3q_1[x])$

is, there will be a conflict relationship  $(q_2p_3[x])$  or  $(p_3q_2[x])$ . If  $(q_2p_3[x])$ , because of existing the conflict relationship  $(p_3q_1[x])$ , then we have  $q_2 <_s p_3 <_s q_1$ , which means that it has the conflict relationship  $(q_2q_1)$ . So we get the two transaction graph  $G' = \{\{t_1, t_2\}, \{(p_1q_2[x]), (q_2q_1[x])\}\}$ . If  $(p_3q_2[x])$ , it exists the conflict relationship  $(p_2q_3[x])$ . So we get the two transaction graph  $G' = \{\{t_2, t_3\}, \{(p_2q_3[x]), (p_3q_2[x])\}\}$ .  $\square$

### EXAMPLE 3

The 3-transactions conflict cycle can be reduced to the 2-transactions ones, and the reduction process is shown in Figure 2.

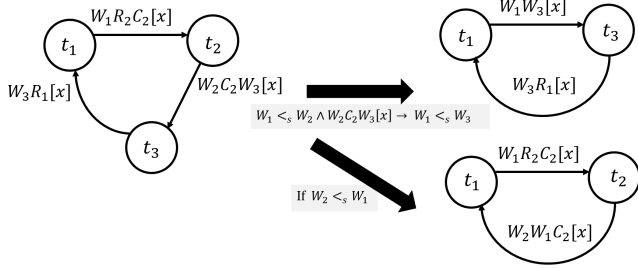


Figure 2: Reduction processes of 3-transactions conflict cycle.

**THEOREM 2.8.** *The multi-transaction ( $\geq 3$ ) conflict cycle with single object can be reduced to a 2-transactions cycle.*

**PROOF.** Suppose the conflict graph is  $G = \{\{t_1, t_2, \dots, t_n\}, \{(p_1q_2[x]), (p_2q_3[x]), \dots, (p_nq_1[x])\}\}$  which  $(pq)$  also be one of  $\{WW, WR, RW\}$ . We have proved  $n = 3$  in theorem 2.7.

Suppose when  $N_T < n$  the theorem is true. When  $N_T = n$ , edges of the conflict cycle is  $E(n) = (p_1q_2), (p_2q_3), \dots, (p_{n-1}q_n), (p_nq_1)$ .

When  $p_1 = W$  in  $(p_1q_2[x])$ , no matter what operation  $p_{n-1}$  (W or R) is, there will be a conflict relationship  $(p_1p_{n-1}[x])$  or  $(p_{n-1}p_1[x])$ . If  $(p_1p_{n-1}[x])$ , because of existing the conflict relationship  $(p_{n-1}q_n[x])$ , then we get a 3-transaction conflict graph  $G' = \{\{t_1, t_{n-1}, t_n\}, \{(p_1p_{n-1}[x]), (p_{n-1}q_n[x]), (p_nq_1[x])\}\}$ . According to the theorem 2.7,  $G'$  can be reduced to a 2-transactions conflict cycle. If  $(p_{n-1}p_1[x])$ , because of existing the conflict relationship  $(p_{n-2}q_{n-1}[x])$ , then we get a  $n - 1$ -transaction conflict graph  $G' = \{\{t_1, t_2, \dots, t_{n-1}\}, \{(p_1q_2[x]), \dots, (p_{n-2}q_{n-1}[x]), (p_{n-1}p_1[x])\}\}$ . According to the assumption, the graph  $G'$  can be reduced to a 2-transaction conflict cycle.

When  $p_1 = R$  in  $(p_1q_2[x])$ ,  $q_2$  can only be W to constitute the conflict. No matter what operation  $p_n$  (W or R) in  $(p_nq_1[x])$  is, there will be a conflict relationship  $(q_2p_n[x])$  or  $(p_nq_2[x])$ . If  $(q_2p_n[x])$ , because of existing conflict relationships  $(p_1q_2[x])$ , then we have  $p_1 <_s q_2 <_s p_n$ , which means that it has the conflict relationship  $(p_1p_n)$ . So we get the two transaction graph  $G' = \{\{t_1, t_n\}, \{(p_1p_n[x]), (p_nq_1[x])\}\}$ . If  $(p_nq_2[x])$ , because of existing conflict relationships  $(p_nq_1[x])$ , then we get a  $n - 1$ -transaction conflict graph  $G' = \{\{t_2, t_3, \dots, t_n\}, \{(p_2q_3[x]), \dots, (p_{n-1}q_n[x]), (p_nq_2[x])\}\}$ . According to the assumption, the graph  $G'$  can be reduced to a 2-transaction conflict cycle.  $\square$

### EXAMPLE 4

The 5-transactions conflict cycle can be reduced to the 2-transactions conflict cycle, and the reduction process is shown in Figure 3.

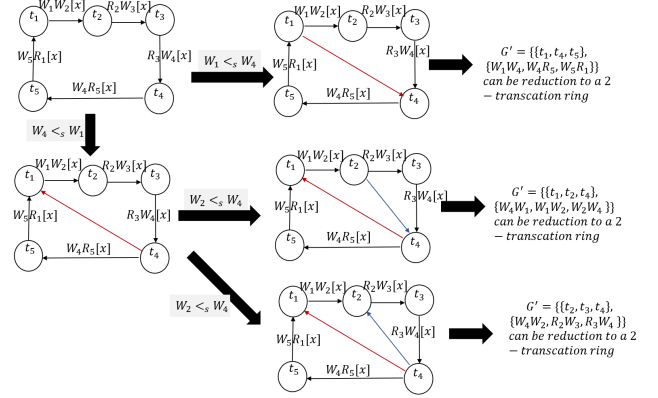


Figure 3: Reduction processes of 5-transactions conflict cycle.

According to Theorems 2.7 and 2.8, if only one object in the conflict cycle, it can be reduced to a 2-transactions cycle.

**THEOREM 2.9.** *If there are  $n$  adjacent edges in conflict graph operation on the same variable, it can be reduced to one or two adjacent edges, otherwise it will form a 2-transactions conflicts cycle by itself.*

**PROOF.** Suppose the conflict graph if  $G = V, E$ , where  $V$  is the set of transactions have conflict relations  $V = t_1, t_2, \dots, t_n$ , and  $E$  is the set of conflict relations  $E = \{(p_1q_2), (p_2q_3), \dots, (p_{n-1}q_n)\}[x]$ .

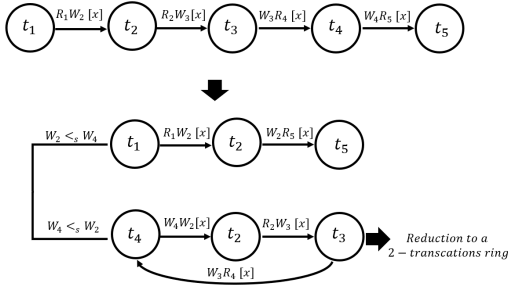
When  $p_1 = W$  in  $(p_1q_2)$ , no matter what the operation  $p_{n-1}$  (W or R) is, there is a conflict relationship  $(p_1p_{n-1})$  or  $(p_{n-1}p_1)$ . If  $(p_1p_{n-1})$ , we have  $p_1 <_s p_{n-1} <_s q_n$  by the existing conflict relation  $(p_{n-1}q_n)$ . Thus these adjacent edges in the conflict graph can be reduced to one adjacent edges  $E = \{(p_1q_n)\}$ . If  $(p_{n-1}p_1)$ , it will be a cycle graph  $G' = \{V', E'\}$  with  $E' = \{(p_{n-1}p_1), (p_1q_2), \dots, (p_{n-2}q_{n-1})\}$ . Thus the graph  $G'$  can be reduced to a 2-transactions cycle which is proved by theorem 2.8.

When  $p_1 = R$  in  $(p_1q_2)$ ,  $q_2$  only can be W to constitute the conflict relation. no matter what the operation  $p_{n-1}$  (W or R) is, there is a conflict relationship  $(q_2p_{n-1})$  or  $(p_{n-1}q_2)$ . If  $(q_2p_{n-1})$ , we have  $q_2 <_s p_{n-1} <_s q_n$  by the existing conflict relation  $(q_2q_n)$ . Thus these adjacent edges in the conflict graph can be reduced to two adjacent edges  $E = \{(p_1q_2), (q_2, p_n)\}$ . If  $(p_{n-1}q_2)$ , it will be a cycle graph  $G' = \{V', E'\}$  with  $E' = \{(p_{n-1}q_2), (p_2q_3), \dots, (p_{n-2}q_{n-1})\}$ . Thus the graph  $G'$  can be reduced to a 2-transactions cycle which is proved by theorem 2.8.  $\square$

### EXAMPLE 5

As is shown in Figure 4, there are 3 adjacent edges acting on the same object  $x$  in the conflict graph. It can be reduced to two adjacent edges or a 2-transactions cycle graph.

**THEOREM 2.10.** *If there are 2 edges of the same object with gaps in the conflict cycle, it can be reduced to one or two adjacent edges in the cycle graph.*



**Figure 4: Reduction processes of 5-transactions adjacent edges.**

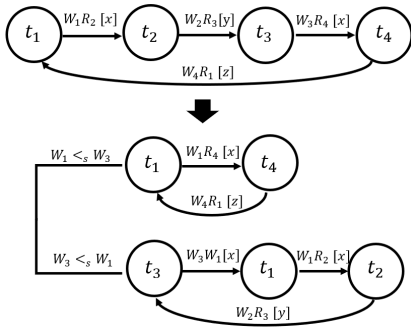
**PROOF.** Suppose the conflict cycle graph is  $G = \{V, E\}$ , where  $V$  is the set of transactions  $V = \{t_1, t_2, \dots, t_n\}$ , and  $E$  is the set of conflict relations  $E = \{(p_1q_2[obj_1]), (p_2q_3[obj_2]), \dots, (p_nq_1[obj_n])\}$ . If there are two partial edges with gaps on the same object  $(p_iq_j[obj_j])$  and  $(p_sq_t[obj])$  for  $j < s - 1 < s$ .

When  $p_i = W$  in  $(p_iq_j)$ , no matter what the operation  $p_s(W$  or  $R)$  is, there is a conflict relationship  $(p_ip_s)$  or  $(p_sp_i)$ . If  $(p_ip_s)$ , we have  $p_i <_s p_s <_s q_t$  by the existing conflict relation  $(p_sq_t)$ . Thus edges in the conflict graph can be reduced to one adjacent edges  $E = \{\dots, (p_iq_n)[obj], \dots\}$ . If  $(p_sp_i)$ , it will be a cycle graph  $G' = \{V', E'\}$  with  $E' = \{(p_sq_s)[obj], (p_iq_j)[obj], \dots, (p_{s-1}q_s)[obj_{s-1}]\}$ . Thus the two edges with gaps are merged together.

When  $p_i = R$  in  $(p_iq_j)$ ,  $q_j$  only can be  $W$  to constitute the conflict relation. no matter what the operation  $p_s(W$  or  $R)$  is, there is a conflict relationship  $(q_2p_s)$  or  $(p_sq_2)$ . If  $(q_2p_s)$ , we have  $q_2 <_s p_s <_s q_t$  by the existing conflict relation  $(q_2q_t)$ . Thus gaps edges in the conflict graph can be reduced to two adjacent edges  $E = \{(p_iq_j), (q_j, p_t)\}$ . If  $(p_sq_j)$ , it will be a cycle graph  $G' = \{V', E'\}$  with  $E' = \{(p_sq_2)[obj], (p_2q_3)[obj_2], \dots, (p_{s-1}q_s)[obj_{s-1}]\}$ . Thus the two edges with gaps are merged together.  $\square$

#### EXAMPLE 6

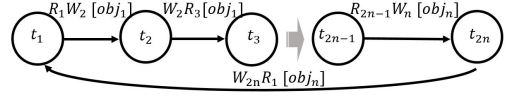
We simplify the 3-objects and 5-transactions conflict cycle, and the procession is shown in Figure 5. We reduce gaps about edges about object  $x$ .



**Figure 5: Reduction processes of 5-transactions partially ordered cycle .**

Based on the theorem 2.9 and the theorem 2.10, we can merge the operation on same objects and the longest operations are two

edges as  $RW[x] - WR[x]$  for a conflict cycle graph. Therefore, the edges of the conflict cycle graph can be sorted according to the order for appearance of the objects. And there are only  $2N_{obj}$  edge sets at most (figure6), where  $N_{obj}$  is the number of objects in a cycle.



**Figure 6: The maximum conflict cycle graph of multi-transactions with  $N$ -objects.**

#### EXAMPLE 7

We summarize all possible forms of the one-object conflict cycle graph. According to the theorem 2.7 and 2.8, there are 2 transactions in the cycle. The possible combinations are as follows

$$R_1W_2[x] - R_2W_1[x]; \quad R_1W_2[x] - W_2R_1[x]; \quad R_1W_2[x] - W_2W_1[x]; \\ W_1R_2[x] - R_2W_1[x]; \quad W_1R_2[x] - W_2R_1[x]; \quad W_1R_2[x] - W_2W_1[x]; \\ W_1W_2[x] - R_2W_1[x]; \quad W_1W_2[x] - W_2R_1[x]; \quad W_1W_2[x] - W_2W_1[x].$$

#### EXAMPLE 8

We summarize all possible forms of the two-objects conflict cycle graph. Suppose that the two-objects conflict cycle graph is  $G = \{V, E\}$ , where  $V$  is the set of transactions,  $E$  is conflicts as  $\{WW, WR, RW\}$ , and the objects is  $\{x, y\}$ . According to the theorem 2.9 and the theorem 2.10, there are at most 4 transactions in the cycle, and the corresponding conflicts is  $R_1W_2[x] - W_2R_3[x] - R_3W_4[y] - W_4R_1[x]$ .

If there are 3 transactions in the cycle, the possible combinations are as follows

$$R_1W_2[x] - R_2W_3[y] - W_3R_1[y]; \quad R_1W_2[x] - W_2R_3[x] - R_3W_1[y]; \\ W_1R_2[x] - R_2W_3[y] - W_3R_1[y]; \quad R_1W_2[x] - W_2R_3[x] - W_3R_1[y]; \\ W_1W_2[x] - R_2W_3[y] - W_3R_1[y]; \quad R_1W_2[x] - W_2R_3[x] - W_3W_1[y].$$

If there are 2 transactions in the cycle, the possible combinations are as follows

$$R_1W_2[x] - R_2W_1[y]; \quad R_1W_2[x] - W_2R_1[y]; \quad R_1W_2[x] - W_2W_1[y]; \\ W_1R_2[x] - R_2W_1[y]; \quad W_1R_2[x] - W_2R_1[y]; \quad W_1R_2[x] - W_2W_1[y]; \\ W_1W_2[x] - R_2W_1[y]; \quad W_1W_2[x] - W_2R_1[y]; \quad W_1W_2[x] - W_2W_1[y].$$

## 2.5 Conflict relations add Status

The impact of abort and commit in data consistency is also important operations besides reading and writing. Therefore, we add these two operations to the first type of conflict dependencies. Let  $t_i, t_j$  be transactions in a schedule  $s, t_i <_s t_j$ . Two operations  $p_i \in t_i$  and  $q_j \in t_j$  are conflicts. Let  $U$  reflect the status of the transaction still activates. Then conflicts can be extended to several situations below:

1.  $p_i - C_i - q_j - A_j/C_j/U_j$ : The transaction  $t_i$  is committed before the  $t_j$  operations;
2.  $p_i - A_i - q_j - A_j/C_j/U_j$ : The transaction  $t_i$  is aborted before the  $t_j$  operations;

Table 2: Data anomaly classification, formal expression, and their edges combinations in the conflict cycles. "\*" stands for predicate-based anomalies.

Types of Anomalies	Anomalies	Mathematical Patterns	Edges Combinations
RAT	SDA Dirty Read	$W_i[x_m] \dots R_j[x_m] \dots A_i$	$W_iR_j[x] - R_jA_i[x]$
	SDA Phantom*	$R_i^p[x_m] \dots W_j[x_{m+1}] \dots R_i^p[x_{m+1}]$	$R_i^pW_j[x] - W_jR_i^p[x]$
	SDA Non-repeatable Read	$R_i[x_m] \dots W_j[x_{m+1}] \dots R_i[x_{m+1}]$	$R_iW_j[x] - W_jR_i[x]$
	SDA Intermediate Read	$W_i[x_m] \dots R_j[x_m] \dots W_i[x_{m+1}]$	$W_iR_j[x] - R_jW_i[x]$
	DDA Write-read Skew Committed	$W_i[x_m] \dots R_j[x_m] \dots W_j[y_n] \dots C_j \dots R_i[y_n]$	$W_iR_j[x] - W_jC_jR_i[y]$
	DDA Double-write Skew 1 Committed	$W_i[x_m] \dots R_j[x_m] \dots W_j[y_n] \dots C_j \dots W_i[y_{n+1}]$	$W_iR_j[x] - W_jC_jW_i[y]$
	DDA Write-read Skew	$W_i[x_m] \dots R_i[x_m] \dots W_j[y_n] \dots R_i[y_n]$	$W_iR_j[x] - W_jR_i[y]$
	DDA Read Skew	$R_i[x_m] \dots W_j[x_{m+1}] \dots W_j[y_n] \dots R_i[y_n]$	$R_iW_j[x] - W_jR_i[y]$
	DDA Read Skew 2	$W_i[x_m] \dots R_j[x_m] \dots R_j[y_n] \dots W_i[y_{n+1}]$	$W_iR_j[x] - R_jW_i[y]$
	MDA Step RAT	$\dots W_i[x_m] \dots R_j[x_m] \dots$ , and $N_D \geq 3$ ,	
WAT	SDA Dirty Write	$W_i[x_m] \dots W_j[x_{m+1}] \dots A_i/C_i$	$W_iW_j[x] - W_jA_i/C_i[x]$
	SDA Phantom Write*	$W_i[x_m]W_j[x_{m+1}]R_i^p[x_{m+1}]$	$W_iW_jW_i[x] - W_jR_i^p[x]$
	SDA Lost Self Update Committed	$W_i[x_m] \dots W_j[x_{m+1}] \dots C_j \dots R_i[x_{m+1}]$	$W_iW_j[x] - W_jC_jR_i[x]$
	SDA Full-write Committed	$W_i[x_m] \dots W_j[x_{m+1}] \dots C_j \dots W_i[x_{m+2}]$	$W_iW_j[x] - W_jC_jW_i[x]$
	SDA Full-write	$W_i[x_m] \dots W_j[x_{m+1}] \dots W_i[x_{m+2}]$	$W_iW_j[x] - R_jW_i[x]$
	SDA Lost Update	$R_i[x_m] \dots W_j[x_{m+1}] \dots W_i[x_{m+2}]$	$R_iW_j[x] - W_jW_i[x]$
	SDA Lost Self Update	$W_i[x_m] \dots W_j[x_{m+1}] \dots R_i[x_{m+1}]$	$W_iW_j/W_jR_i[x] - W_jR_i[x]$
	DDA Double-write Skew 2 Committed	$W_i[x_m] \dots W_j[x_{m+1}] \dots W_j[y_n] \dots C_j \dots R_i[y_n]$	$W_iW_j[x] - W_jC_jR_i[y]$
	DDA Full-write Skew Committed	$W_i[x_m] \dots W_j[x_{m+1}] \dots W_j[y_n] \dots C_j \dots W_i[y_{n+1}]$	$W_iW_j[x] - W_jC_jW_i[y]$
	DDA Full-write Skew	$W_i[x_m] \dots W_j[x_{m+1}] \dots W_j[y_n] \dots W_i[y_{n+1}]$	$W_iW_j[x] - W_jW_i[y]$
	DDA Double-write Skew 1	$W_i[x_m] \dots R_j[x_m] \dots W_j[y_n] \dots W_i[y_{n+1}]$	$W_iR_j[x] - W_jW_i[y]$
	DDA Double-write Skew 2	$W_i[x_m] \dots R_j[x_m] \dots W_j[y_n] \dots W_i[y_{n+1}]$	$W_iW_j[x] - W_jR_i[y]$
	DDA Read-write Skew 1	$R_i[x_m] \dots W_j[x_{m+1}] \dots W_j[y_n] \dots W_i[y_{n+1}]$	$R_iW_j[x] - W_jW_i[y]$
	DDA Read-write Skew 2	$W_i[x_m] \dots W_j[x_{m+1}] \dots R_j[y_n] \dots W_i[y_{n+1}]$	$W_iW_j[x] - R_jW_i[y]$
	MDA Step WAT	$\dots W_i[x_m] \dots W_j[x_{m+1}] \dots$ , and $N_D \geq 3$ and not include $(\dots W_k[y_n] \dots R_l[y_n] \dots)$	
IAT	SDA Non-repeatable Read Committed	$R_i[x_m] \dots W_j[x_{m+1}] \dots C_j \dots R_i[x_{m+1}]$	$R_iW_j[x] - W_jC_jR_i[x]$
	SDA Lost Update Committed	$R_i[x_m] \dots W_j[x_{m+1}] \dots C_j \dots W_i[x_{m+2}]$	$R_iW_j[x] - W_jC_jW_i/R_jC_jW_i[x]$
	DDA Read skew Committed	$R_i[x_m] \dots W_j[x_{m+1}] \dots W_j[y_n] \dots C_j \dots R_i[y_n]$	$R_iW_j[x] - W_jC_jR_i[y]$
	DDA Read-write Skew 1 Committed	$R_i[x_m] \dots W_j[x_{m+1}] \dots W_j[y_n] \dots C_j \dots W_i[y_{n+1}]$	$R_iW_j[x] - W_jC_jW_i[y]$
	DDA Write Skew	$R_i[x_m] \dots W_j[x_{m+1}] \dots R_j[y_n] \dots W_i[y_{n+1}]$	$R_iW_j[x] - R_jW_i[y]$
	DDA Predicate-based Write Skew*	$R_i^p[x_m]W_j[x_{m+1}]R_j^p[y_n]W_i[y_{n+1}]$	$R_i^pW_j[x] - R_j^pW_i[y]$
	MDA Step IAT	Not include $(\dots W_i[x_m] \dots R_j[x_m] \dots$ and $\dots W_k[y_n] \dots W_l[y_{n+1}] \dots)$ , $N_D \geq 3$	

- $p_i - q_j - C_i - A_j/C_j/U_j$ : The transaction  $t_i$  is committed after the  $t_j$  operations;
- $p_i - q_j - A_i - A_j/C_j/U_j$ : The transaction  $t_i$  is aborted after the  $t_j$  operations;
- $p_i - q_j - C_j - A_i/C_i/U_i$ : The transaction  $t_j$  is committed after the conflict operations;
- $p_i - q_j - A_j - A_i/C_i/U_i$ : The transaction  $t_j$  is aborted after the conflict operations.
- $p_i - q_j = \{p_i - U_i - q_j - U_j, p_i - q_j - U_i - U_j, p_i - q_j - U_j - U_i\}$ : Both transactions  $t_i$  and  $t_j$  are still active.

Where situations 1 – 4 are  $t_i$  submitted or rolled back before  $t_j$  operation, denoted as  $(p_i, A_i/C_i, q_j)$  or  $(p_i, q_j, A_i/C_i)$ . Situations 5 – 6 are  $t_j$  submitted or rolled back before  $t_i$  operation, denoted as  $(p_i, q_j, A_j/C_j)$ ; situation 7 describes that both transactions in scheduling  $s$  are not completed, denoted as  $(p_i, q_j)$ , i.e.,

$$conf(s) = \{(p_i, A_i/C_i, q_j), (p_i, q_j, A_i/C_i), (p_i, q_j, A_j/C_j), (p_i, p_j)\}$$

. In the situation 2, due to the timely rollback of  $t_i$ , the operation  $p_i$  will not affect the operation  $q_j$ . So do the situation 6. Substituting

the three conflict dependencies  $pq \in \{WW, WR, RW\}$  into the remaining 5 cases we can get 15 cases. Among them,  $W_iW_jC_j$  indicate the committed  $t_j$  after the conflict operations which has the same meaning of  $W_iW_j$ . So as  $W_iR_j$  and  $W_iR_jC_j$ , and  $R_iW_j$  and  $R_iW_jC_j$ .  $W_iR_jC_i$  indicates the  $t_i$  committed the operation  $W_i$  which is same as  $W_iR_j$ .  $R_iW_jC_i$  and  $R_iW_jA_i$  indicates the  $t_i$  committed or aborted the operation  $R_i$  which cannot disturb the  $W_j$  of transaction  $t_j$ . So the two cases are as the same mean as  $R_iW_j$ . Through the above discussion, these fifteen cases are sorted into 9 categories that we calls **partial order pairs(POP)**.

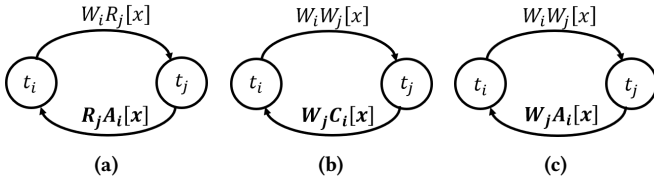
- $W_iC_iR_j = \{W_iC_iR_j\}$ : The version written by  $t_i$  and confirmed to be valid is read by  $t_j$ .
- $W_iC_iW_j = \{W_iC_iW_j\}$ : The version written by  $t_i$  is overwritten by  $t_j$  with a newer version, but legal overwriting will not cause inconsistent data status;
- $R_iC_iW_j = \{R_iC_iW_j\}$ : The transaction  $t_i$  committed the operation  $R_i$  and the  $t_j$  rewrite the variable.
- $W_iW_j = \{W_iW_j, W_iW_jC_j\}$ : The version written by  $t_i$  is overwritten by  $t_j$  with a newer version, so that there may be inconsistent data status;

5.  $W_iR_j = \{W_iR_j, W_iR_jC_j, W_iR_jC_i\}$ : The version written by  $t_i$  read by  $t_j$ ;
6.  $R_iW_j = \{R_iW_j, R_iW_jC_j, R_iW_jC_i, R_iW_jA_i\}$ : The version read by  $t_i$ , which is modified by  $t_j$  to generate a new version, which may affect  $t_i$  to read or modify the same variables;
7.  $W_iR_jA_i = \{W_iR_jA_i\}$ : The version read by  $t_j$  is written by  $t_i$ . After being rolled back by  $t_i$ ,  $t_j$  may read a non-existent version;
8.  $W_iW_jC_i = \{W_iW_jC_i\}$ : The version written by  $t_i$  is overwritten by the updated version of  $t_j$ , so that the value of the data item written by  $t_j$  cannot be read after the occurrence of  $C_i$ .
9.  $W_iW_jA_i = \{W_iW_jA_i\}$ : The version written by  $t_j$  was overwritten by  $t_i$  with an older version due to rollback.

For the POP 1 – 6, we can refine our conflict graph definition. That is to say, based on [39], the conflict graph we define only extends the traditional conflict relations types by Definition 2.1.

Obviously, the combination of the POP 7–9 itself produces a cycle in conflict graph. They will produce inconsistency in definition 2.4. We will refine these three types in detail.

In category 7, we can split  $W_iR_jA_i$  into  $W_iR_j[x]$  and  $R_jA_i[x]$ , that is, category 7 and  $R_jA_i[x]$  are in the same variable. The combination of operations under  $x$ , so the category 6 can be abbreviated as  $R_jA_i$ , which can be expressed as figure 7a. In category 8, we can



**Figure 7: The partial order (a)  $R_jA_i$ , (b)  $W_jC_i$  or (c)  $W_jA_i$  constitutes a cycle.**

split  $W_iW_jC_i$  into  $W_iW_j[x]$  and  $W_jC_i[x]$ , so the category 8 can be abbreviated as  $W_jC_i$ , which can be expressed as figure 7b.

According to Theorems 2.7 and 2.8, a single object can only be a partial order cycle by 2-transactions. At the same time, the bilateral cycle may be at most 2 variables. We denote the Single-variable by Double-transactions Anomalies as *SDA*, the Double-variables by Double-transactions Anomalies as *DDA* and others denoted *MDA*. Therefore, we show all the combined results in Table 2 and classify them according to the definition 2.6. Bold fonts in the table indicate 22 newly added anomalies. Therefore, we get all the data anomalies types after classification in Table 2.

### 3 APPLICATIONS

This chapter shows how to use *Coo* framework (in §2) to, redefine isolation levels (in §3.1.1), establish evaluation model of mainstream concurrent algorithm (in §3.2), and analyze the implementation process of mainstream algorithm (in §3.3).

#### 3.1 Isolation levels

Isolation levels [1, 2, 6] is often defined by a finite number of known data anomalies. When a new data anomaly is reported, these definition may not explain these anomalies precisely. For example,

*Write-Read Skew* (Table 2), which is a new data anomaly reported by this paper, is not intuitively clear which isolation level can avoid. Therefore, we need a unified method to define the isolation levels to classify not only known but also all data anomalies.

##### 3.1.1 The definition of Isolation Levels.

We want to define isolation levels based on the research results of this paper, but it has two challenges. The first is that data anomalies is infinite, as the cycles can be combines with any number of the POPs. We can not use the same method as [1, 2, 6] to define isolation levels. For example, Write-read Skew, a newly discovered anomaly reported in [1, 2, 6], has no clear position to the current isolation level. So we classify all data anomalies (Table 2) to address this problem such that whenever an anomaly is given, we can put it into a right category. The second is the standard for defining the isolation levels. A good isolation level may be clear for anomaly recognition as well as good for CC algorithms to design to avoid anomalies in different levels. We summarize a good isolation level definition as follows:

- *Concurrency*. As loosening isolation level trades some anomaly occurrences for the performance. Theoretically, the weaker isolation levels, the higher concurrency and the better performance. Better isolation levels help CC algorithm designs, and different levels meets the dynamic need of different performance requirements.
- *Simplicity*. Simple isolation level definitions help simplify implementation in engineering systems, but it also needs to ensure the consistency of data to the greatest extent.

We define two isolation levels for all data anomalies in Table 3 as follow.

- The first is the **No Read and Write Data Anomalies(NRW)** level, which forbid all *RAT* and *WAT* data anomalies. *RAT* type data anomalies can be avoided by *reading committed heuristic rules*. *RAT* type data anomalies can be avoided by applying write locks, but with lower concurrency. It can also be eliminated by detecting the cycle of *WAT*. The *NRW* isolation level is stronger than *Rrad Uncommitted*, *Read Committed* and *Repeatable Read* isolation level of the ANSI/ISO SQL-92 [1].
- The second also the strictest level is the **No Any Data Anomalies(NA)** level, which allows no data anomaly. In other words, it is equivalent to *Serializable* isolation level [1, 2, 6]. However, different CC algorithms have different implementation enforcement to guarantee the serializability. According to the characteristics of *IAT* data anomalies, such data anomalies can only be detected or avoided by eliminating *RW* and/or *WCW* and/or *WCR* edges.
- From the **NRW** level to **NA** level, the degree of concurrency decreases, as the constraints increases.

##### 3.1.2 Discussion of isolation levels.

Designing different isolation levels allows users to trade serializability for better performance. ANSI/ISO SQL-92 [1] definition for isolation levels is based on locking technology, where low isolation levels does not impose lock with higher concurrency, while high



**Table 3: Simplified isolation levels in practice and engineering. NP and P stands for Not Possible and Possible, respectively**

Types of Anomalies	Anomaly name	NRW	NA
RAT	SDA Dirty Read	NP	NP
	SDA Non-repeatable Read	NP	NP
	SDA Phantom	NP	NP
	SDA Intermediate Read	NP	NP
	DDA Write-read Skew Committed	NP	NP
	DDA Double-write Skew 1 Committed	NP	NP
	DDA Write-read Skew	NP	NP
	DDA Read Skew	NP	NP
	DDA Read Skew 2	NP	NP
	MDA Step RAT	NP	NP
WAT	SDA Dirty Write	NP	NP
	SDA Full-Write Committed	NP	NP
	SDA Full-Write	NP	NP
	SDA Lost Update	NP	NP
	SDA Lost Self Update	NP	NP
	DDA Double-write Skew 2 Committed	NP	NP
	DDA Full-write Skew Committed	NP	NP
	DDA Full-write Skew	NP	NP
	DDA Double-write Skew 1	NP	NP
	DDA Double-write Skew 2	NP	NP
IAT	DDA Read-write Skew 1	NP	NP
	DDA Read-write Skew 2	NP	NP
	MDA Step WAT	NP	NP
	SDA Non-repeatable Read Committed	P	NP
	SDA Lost Update Committed	P	NP
	DDA Read Skew Committed	P	NP
	DDA Read-Write Skew 1 Committed	P	NP
	DDA Write Skew	P	NP
	DDA Predicate-based Write Skew	P	NP
	MDA Step IAT	P	NP

isolation levels imposes lock with lower concurrency. Theoretically, this is true, yet the quantified performance improvement remains unknown. Table 4 shows the performance of SSI [14] and 2PL (No\_wait and Wait\_die) [21], and their performance improvement (in percentage) comparing to READ COMMITTED(RC) and READ UNCOMMITTED(RU) isolation levels. We see that the benefit to sacrifice isolation level from serializable into RC is not significant (less than 5%) except the cases with extremely high contention between transactions (more than 100% for all cases). Though RU has notable improvement, RU does not suit for most piratical applications.

### 3.2 Concurrency Evaluation Model

In this part, we utilize the model defined in section 2 to quantitatively study the characteristic of concurrency control algorithms. As discussed above, the POPs taking the transaction status into account include nine categories, i.e.,  $\{W_iC_iR_j\}$ ,  $\{W_iC_iW_j\}$ ,  $\{R_iC_iW_j\}$ ,  $\{W_iW_j, W_iW_jC_j\}$ ,  $\{W_iR_j, W_iR_jC_i, W_iR_jC_j\}$ ,  $\{R_iW_j, R_iW_jC_i, R_iW_jC_j, R_iW_jA_i\}$ ,  $\{W_iR_jA_i\}$ ,  $\{W_iW_jC_i\}$ ,  $\{W_iW_jC_i\}$ . Since the last three types of POPs will form a cycle in conflict graph by themselves, we only consider the remained six types of POPs. Suppose the probability of the occurrence of each type of edge is equal, the concurrency is determined by conflict type. For the sake of simplicity, we give unit

two to weight of each edge. Table ?? gives the concurrency degree of each concurrency control algorithms based on the conflict edges. The CC algorithms gain 2 for the edge if it can handle the POP without locking or aborting. On the contrary, the CC algorithms gain 0 for the the locking or aborting. For some situations, the CC algorithms gain 1 as one of the operations are allowed. For example, the concurrency degree of 2PL is 1/2 as the 2PL permits concurrent on the conflict pairs RR, WCR, WCW, where RR occupies 2/12 and WCR, WCW occupies 4/12 respectively. So, we sum those probabilities of conflict edges and get the concurrency degree of the 2PL as 1/2.

Our model can be dynamically adjusted to workloads in real world by monitoring the occurrence of POPs by modified the weight of each edge. For example, As our experiments show in Table 8 that the anomalies with WW conflicts in syntactic histories occur more than 60%. We further compute that the POPs of WW in the conflict cycles are the most and more than 30% among 9 POPs, and it is more than 40% when only compare to the 6 POPs in the model. So giving the probability of 2/5 instead of 2/12 to WW conflict is more realistic. We adapt these workload dynamics in the model by giving weights and leave this to our future work.

### 3.3 Algorithm Analysis

We have divided data anomalies into three types of cycles, called RAT, WAT and IAT. Each cycle contains POPs like WR, WW, and RW. Most CC algorithms strive to eliminate one or some of them to avoid the cycle construction. Isolation levels are layer upon layer, meaning the higher isolation level does not occur the anomalies that can be avoided by lower level. In other words, the lower the level, the more types of cycles are tolerated. The CC algorithms often design rules to avoid cycles progressively from the lower level to higher one. Table 6 shows the methods or rules used by CC algorithms to avoid different POPs in different isolation levels. In the following, we discuss more detailed rules on how to avoid these POPs.

#### 3.3.1 Avoidance of WR.

For RU level, reading uncommitted active writes is allowed, meaning that WR is not a problem and no need for any rules in this case. For the RC level, each read operation must read the committed version. This can be enforced by rules that the only committed data can be read. In MVCC [9], this can be obtained by reading the latest committed version that are committed before the reading transaction starts. For RR level, this requirement is stronger than RC such that in RR, each read of a transaction should be consistent(the same). The second read can not be affected by the update or insert operation by other transactions. RR can be enforce by a transaction-life-time read lock on data item, or in MVCC by snapshot technique controlled by timestamps. In purely Timestamp Ordering (TO) algorithm [8], RR can be achieved such that the read can not be success if the data modified timestamp is greater than the start timestamp of the read transaction. In our classification, the avoidance of WR indicates RAT-free, as RATs always hold a WR pop in the their cycles.

#### 3.3.2 Avoidance of WW.

To guarantee the very low RU level to top serializable level, the CC

**Table 4: Performance evaluation result (Transaction per second) of CC algorithms and their performance improvement (in percentage) comparing to READ COMMITTED(RC) and READ UNCOMMITTED(RU) isolation levels. The experiment is run with 64 server thread. Workload is described in Table 7**

Workload	SSI	RC	RU	WAIT_DIE	RC	RU	NO_WAIT	RC	RU
y1	445552	16.85%	6.39%	510021	2.28%	13.73%	478832	10.92%	11.75%
y2	586457	1.68%	-21.14%	464146	17.28%	26.44%	485169	-8.41%	-5.50%
y3	553605	5.59%	-9.21%	543264	-2.53%	15.35%	482065	2.94%	-7.59%
y4	140474	147.66%	265.32%	113114	347.01%	436.43%	117279	297.40%	337.28%
t1	374208	-5.36%	51.78%	406490	7.36%	28.57%	408835	4.20%	28.90%
t2	254915	5.09%	32.33%	266444	4.17%	17.17%	279314	4.08%	13.54%

**Table 5: Analysis of concurrency model with equal probabilities of different conflicts.**

CC algorithm	RR	WR	WW	RW	WCR	WCW	total
2PL	2	0	0	0	2	2	6/12
2PL+MVCC	2	2	0	1	2	2	8/12
TO	2	1	1	1	2	2	9/12
TO+MVCC	2	2	1	2	2	2	11/12
OCC+ MVCC	2	2	0	2	2	2	10/12
OCC+TO+MVCC	2	2	1	2	2	2	11/12
SILO+TO+OCC	2	1	0	0	2	2	7/12
SSI+MVCC	2	2	0	2	2	2	10/12
OCC+WSI+MVCC	2	2	2	0	2	2	10/12

algorithms needs to avoid WW for anomalies like Dirty Writes and Full Write Skew. The WW is the most annoying one, as we show most anomaly cases are composited of WW in Table 2, and we later in Table 2 show that from the full permutation of syntactic transaction histories, more than 60% of the anomalies are types of WATs, which are with WW conflict. Formally speaking, an anomaly is a cycle of several POPs. And the WWs is the most critical and often unavoidable ones, as these writes from WW can easily form other POPs with other transactions. In our classification, the avoidance of both the WW and WR guarantee the NRW isolation level. We can summary the WW conflict prevention techniques by two strategies, NO WAIT and WAIT. We describe these two strategies in the following.

**NO WAIT** In this case, to avoid the WW conflict to form an anomaly cycle, the CC algorithms abort one of transaction once two transaction intended to write on the same data item concurrently. For example, the typical 2PL CC algorithms [21] implement this technique by acquiring write lock by one transaction and aborting the other who are also acquiring write lock on the same record. Interestingly, other CC algorithms may use implicit write locks. In timestamp ordering (TO) algorithm [8], even though no specific write lock is set, the write operation will check write timestamp instead. The transactions with write operation abort when they try to write on the records that have been modified after these transaction started.

**WAIT** In this case, to avoid the WW conflict to form an anomaly cycle, the CC algorithms arrange transactions with the concurrent writes on the same item to execute in sequence virtually. Here virtually means that a transaction may arrange earlier than its real

execution. Classical 2PL [21] can also implement a WAIT technique. The implement is to wait instead of aborting when the other transaction holds the write lock. However, it may introduce deadlock in such cases, where two transactions wait for each other by the write locks of different records. Then either wait die, which often waits in some pre-arranged orders, or deadlock detection, which detects above cases, is implemented to guarantee proceeding and serializability. In MVTO (MVCC with TO) [9], a write may be insert as an earlier version if there exists no read between this write to its next committed write. Allowing some writes to be committed improves the concurrency as well as the performance. Likewise in n MaaT (short for Multi-access as a Transaction) [35], each transaction initially maintains the range from zero to infinite, then dynamically adjust this range by other concurrent transaction. If WW conflicts happen in MaaT, then one transaction range's upper bound of the range should be smaller than the lower bound of the range of another transaction.

### 3.3.3 Avoidance of RW.

For RU level, reading uncommitted active writes is allowed, meaning that reads do not block writes and no need for any rules in this case. For the RC level, each read operation must read the committed version. For RC level, to avoid the RW construction, the write is not allowed before the read transaction commits. This is often enforced by lock in 2PL. Similar method can be implemented by timestamps. In SSI, it allows a single RW to appear while in WSI, the transaction will abort as long as it meets the RW. In RR level, this is similar to RC level, as RW is not a problem in RR. For serializable level, OCC and WSI need to abort all RWs while SSI aborts only when two-consecutive RWs construct.

LEMMA 3.1. *The avoidance of WR, WW, and RW guarantees serializability.*

We can alternatively prove that an anomaly has at least one of WR, WW, or RW POP in its conflict cycle. It can be easily proved by the contradictory. An anomaly is a conflict cycle consisting of POPs. Assume the cycle is without WW, WW, and WR, we can prove that POPs with only WCR, WCW, RCW can not form a cycle. As the "C" already determine the commit order between two transactions. So POPs like  $W_0C_0W_1$  and  $W_1C_1W_0$  can not happen at the same time. Therefore, each two transactions of concurrent transaction has a unique order. The direct So it guarantees serializability with the absence of POPs of WR, WW, and RW.

**Table 6: Analysis of CC algorithms in dealing with POPs to guarantee different isolation levels. RCR, RWA, and 2RWA, stands for Read Committed Rules, RW POP abort, and 2-continuous RW POPs abort, respectively**

Types of cycles		RAT	WAT	IAT		
Target POPs		WR	WW	RW	RW-WCR	RW-WCW
CC algorithm	Levels					
2PL	RU	-	Lock	-	-	-
	RC	RCR	Lock	-	-	-
	RR	RCR+2PL	Lock+2PL	Lock+2PL	Lock+2PL	Lock+2PL
	S	RCR+2PL	Lock+2PL	Lock+2PL	Lock+2PL	Lock+2PL
2PL+MVCC	RU	-	Lock	-	-	-
	RC	MVCC	Lock	-	-	-
	RR	MVCC+TO	Lock+2PL	Lock+2PL	MVCC+2PL	MVCC+2PL
	S	MVCC+2PL	Lock+2PL	Lock+2PL	MVCC+2PL	MVCC+2PL
TO	RU	-	TO	-	-	-
	RC	RCR	TO	-	-	-
	RR	RCR+TO	TO	TO	RCR+TO	RCR+TO
	S	RCR+TO	TO	TO	RCR+TO	RCR+TO
TO+MVCC	RU	-	TO	-	-	-
	RC	MVCC	TO	-	-	-
	RR	MVCC+TO	TO	TO	MVCC+TO	MVCC+TO
	S	MVCC+TO	MVCC+TO	MVCC+TO	MVCC+TO	MVCC+TO
OCC+ MVCC	RU	-	Lock	-	-	-
	RC	MVCC	Lock	-	-	-
	RR	MVCC+TO	Lock	RWA	RWA	RWA
	S	MVCC+TO+OCC	MVCC+TO+OCC	MVCC+TO+OCC	MVCC+TO+OCC	MVCC+TO+OCC
SSI	RU	-	Lock	-	-	-
	RC	SI	Lock	-	-	-
	RR	SI	SI	-	SI	SI
	S	SI+2RWA	SI+2RWA	SI+2RWA	SI+2RWA	SI+2RWA
WSI	RU	-	Wait	-	-	-
	RC	MVCC	Wait	-	-	-
	RR	MVCC+TO	Wait	RWA	RWA	RWA
	S	RWA	Wait	RWA	RWA	RWA

### 3.3.4 Discussion of SSI and WSI.

Essentially, all algorithms guarantee serializability in different way by avoiding conflict cycles. In this part, we will discuss how SSI and WSI algorithms avoid these cycles. Firstly in SSI [14], the algorithm is strongly based on the algorithm of Snapshot Isolation (SI) [7], which isolation level is stronger than READ COMMITTED. In SI, first-updater-win or first-committer-win strategy is applied for the avoidance of WW conflict to guarantee that only one active write can be committed at a time. This is corresponding to the above NO WAIT strategy for WW conflicts. And it guarantees every read is to the committed version by MVCC implementation. SI is not serializable and suffer read skew and write skew anomalies [7]. SSI algorithm [14] is serializable with the following steps on top of SI. (i) The conflict types for the SSI cycle can be only RW and WCR, as WR is avoided by reading committed version while WW is avoided by aborting one of the conflicting transactions. (ii) As SSI proves each cycle has two two-continuous RWs (special case is read skew anomaly with only two RWs), it avoids a cycle by destroying every two-continuous RWs structure. This for sure may abort some non-cycle transactions with two-continuous RWs, but trading off better performance with less detection cost.

Interestingly, from our IAT anomalies in Table 2, it exists patterns like RW-WCR (e.g., Non-repeatable Read Committed and read skew

committed) and RW-WCW (Lost Update Committed and Read-write Skew 1 Committed), which seems that it does not have WW pattern and two continuous RWs. In fact in SSI, the second R in RW-WCR did not read the new version since it start earlier than the new committed version. Likewise for RW-WCW, SSI consider a WW conflict when the last W is execute, as it writes on the version that already has a new version after it started.

An interesting follow-up work Write Snapshot Isolation (WSI) [43] is proposed to prevent RW conflicts instead of WW conflicts. They claims that unlike SSI blocks between writes, no interruption occurs by writes between concurrent transactions. It is a bit confusing at the first impression whether WSI solves WW conflicts or not. In fact, they do solve WW conflicts implicitly by enforcing the second strategy WAIT between concurrent writes. The WSI is serializable by the following steps. (i) The conflict types for the WSI cycle is with WWs and WRs but not RWs as it only detects RW conflicts. (ii) WSI enforce all WWs and WRs become WCWs and WCRs by the centralized commit technique [32] where writes operations allow to write into database only when no committed concurrent transactions have modified these writes. The (ii) condition guarantees writing to database in sequential. As the transaction aborts when occur RWs, with only WCWs or WCR, there will be no anomalies. The reason is that these WCW and WCR are not

**Table 7: Workload description.** u/r/w/i stands for update rate/read/write/insert, sum of the read, read, and insert is 1. Low contention is with uniform distribution of data access while high contention is with zip distribution and extreme skewness of data access.

Benchmark	No	Workload	u/r/w/i	Skew
YCSB	y1	Main write	0.9/0.1/0.9/0	0.5
	y2	Main read	0.1/0.9/0.1/0	0.5
	y3	Low contention	0.5/0.5/0.5/0	0.0
	y4	High contention	0.5/0.5/0.5/0	0.9
TPCC	t1	Payment	1/0.2/0.6/0.2	-
	t2	Neworder	1/0.2/0.6/0.2	-
	t3	Mix	1/0.2/0.6/0.2	-

possible to construct conflict cycles, as the one of the POPs should be WR, WW, or RW.

## 4 EVALUATION

In this section, we describe our evaluation and the quantified metric, i.e., the rollback rate.

### 4.1 Setup

We evaluate the YCSB [17] and TPC-C [18] benchmark in a unified transaction processing framework called 3TS<sup>1</sup>. We run all experiments on a single machine with 56 cores (Platinum 8276 CPU@2.20GHz hyper-threading to 112 threads) and 10 TB memory. The statistics of workloads are show in Table 7. The YCSB contention is controlled by the skew factor of zip distribution access patterns. In our evaluation, low and high contentions are with 0 and 0.9 value for skew parameter, representing uniform and extremely skew distribution, respectively.

### 4.2 Basic Definition of Rollback Rate

We describe how to quantify the rollback rate from two perspectives. The first is to estimate the probability of each data anomaly. The second is to observe the occurrence of rollback rate for some mainstream concurrent control algorithms, and calculate the True and False rollback rate.

Before comparing the rollback rate with other CC algorithms, we first introduce a few definitions.

**Definition 4.1. DATA ANOMALY ROLLBACK** Forced to rollback due to a data anomaly in a concurrent transactions. Also called True Rollback(a.b.a., TR).

**Definition 4.2. NON-DATA ANOMALY ROLLBACK** Forced to rollback in a concurrent transactions, but not due to a data anomaly. Also called False Rollback(a.b.a., FR).

**Definition 4.3. ALGORITHM ROLLBACK** Rollback due to CC algorithm’s decision(a.b.a., AR). It includes TR and FR.

**CALCULATION OF ROLLBACK RATE** First, we define some terminologies used in formulas below.

- **Rollback Rate** – We denote algorithm rollback rate as  $R_{alg}$ , TR as  $R_{true}$ , FR as  $R_{false}$ .
- **Number Of Transactions** – We denote the total number of transactions as  $N$ , number of transactions rolled back by concurrency control algorithm as  $N_{alg}$ , number of transactions truly rolled back as  $N_{true}$ .

$$R_{alg} = \frac{N_{alg}}{N} = R_{true} + R_{false} \quad (R1)$$

$$R_{true} = \frac{N_{true}}{N} \quad (R2)$$

$$R_{false} = R_{alg} - R_{true} \quad (R3)$$

### 4.3 Test Sets and Environment

This experiment uses *Monte Carlo* method to build test sets, and employs *Deneva* [29] workloads to verify the rollback rate of different CC algorithms.

**Definition 4.4. TESTING SET**

$\mathcal{H}(m, n, k) \stackrel{\text{def}}{=} \{H \mid H.variables = m \wedge H.transactions = n \wedge H.writes + H.reads < k\}$ .

We define the history testing set as in Definition 4.4, where  $H.variables, H.transactions, H.writes, H.reads$  are used to denote the number of variables, transactions, write operations, read operations in history  $H$ , respectively. The history testing set  $\mathcal{H}(m, n, k)$  is the set of all histories that have  $m$  variables,  $n$  transactions, and  $k$  write/read operations. We infer that  $\mathcal{H}$  has the following two properties, where the function  $Mutex(\mathcal{H}_1, \mathcal{H}_2)$  represents  $\mathcal{H}_1$  and  $\mathcal{H}_2$  are mutually exclusive.:

- If  $m_1 \neq m_2$  or  $n_1 \neq n_2$  or  $k_1 \neq k_2$ , then  $\mathcal{H}_1(m_1, n_1, k_1)$  and  $\mathcal{H}_2(m_2, n_2, k_2)$  are mutually exclusive, i.e.,  $\forall m_1, m_2, n_1, n_2, k_1, k_2 \in \mathbb{N} \quad m_1 \neq m_2 \vee n_1 \neq n_2 \vee k_1 \neq k_2 \Rightarrow Mutex(\mathcal{H}_1(m_1, n_1, k_1), \mathcal{H}_2(m_2, n_2, k_2))$ .
- For any  $m_1, m_2, n_1, n_2$ , if  $k_1 \leq k_2$ , then  $\mathcal{H}_1(m_1, n_1, k_1)$  is subset of  $\mathcal{H}_2(m_2, n_2, k_2)$ , i.e.,  $\forall m_1, m_2, n_1, n_2, k_1, k_2 \in \mathbb{N} \quad k_1 \leq k_2 \Rightarrow \mathcal{H}_1(m_1, n_1, k_1) \subseteq \mathcal{H}_2(m_2, n_2, k_2)$ .

We generate histories with parameter  $\mathcal{H}(3, 4, 7)$  and compute the percentage of each anomaly in terms of all histories. Table 8 depicts the statistics of these syntactic histories. Since a cycle may contain multiple anomalies, we show the result collected by ranking the priority from RAT to IAT based on Table 2. We also collect the statistics in different orders, but the result shows minor changes. Among all anomalies, Dirty Write with 36.13% is the most one. Dirty read with 16.68% is the most one in RAT. We can tell that those with higher probabilities are very close to known anomalies as they are also more frequently occur in real-life transaction processing. WAT is more than 60% due to the WW is normally the critical POP in a cycle. IAT is the rare situation and this is where some commercial databases often sacrifice serializability for performance.

### 4.4 Static Rollback Rate

In this part, we use five groups of syntactic histories to evaluate the CC algorithms. Table 9 shows the evaluation result. The True Rollback Rate (TRR) is the percentage of histories with cycles. The

<sup>1</sup><https://github.com/Tencent/3TS>

**Table 8: Evaluation statistic of all data anomalies in static histories generated by by static method (Definition 4.4 with  $\mathcal{H}(3, 4, 7)$ ). We compute the percentage of each anomaly as well as each category of RAT, WAT, and IAT. In each category, we rank the anomalies by the highest percentage.**

Class	Sub-	Anomaly name	Perc	Perc
RAT	SDA	Dirty read	16.68%	33.79 %
	SDA	Intermediate Read	5.86%	
	SDA	Non-repeatable Read	5.34%	
	DDA	Read Skew 2	1.86%	
	DDA	Write-Read Skew	1.59%	
	DDA	Read Skew	1.53%	
	MDA	Step RAT	0.41%	
	DDA	Write-Read Skew Committed	0.26%	
	DDA	Double-Write Skew 1 Committed	0.26%	
WAT	SDA	Dirty Write	36.13%	62.45 %
	SDA	Full-Write	11.28%	
	SDA	Lost Update	5.31%	
	DDA	Read-Write Skew 2	1.76%	
	DDA	DDouble-Write Skew 1	1.58%	
	DDA	Read-Write Skew 1	1.530%	
	DDA	Full-Write Skew	1.51%	
	DDA	Double-Write Skew 2	1.51%	
	SDA	Full-Write Committed	0.74%	
	MDA	Step WAT	0.35%	
	SDA	Lost Self Update	0.23%	
	DDA	Full-Write Skew Committed	0.23%	
	DDA	Double-Write Skew 2 Committed	0.23%	
	SDA	Lost Self Update Committed	0.04%	
IAT	DDA	Write Skew	1.79%	3.76 %
	SDA	Non-repeatable Read Committed	0.74%	
	SDA	Lost Update Committed	0.74%	
	DDA	Read-Write Skew 1 Committed	0.23%	
	DDA	Read Skew Committed	0.23%	
	MDA	Step IAT	0.02%	

False Rollback Rate (FRR) is the percentage of histories are not cycles but CC algorithms still abort based on their rules. All the CC algorithms have a non-zero FRR as they abort based on some rules instead of the cycle detection. Theoretically, the higher FRR the worst the performance, as they abort more non-anomaly transactions. 2PL (No\_wait and Wait\_die) algorithms has the highest FRR. The reason is that both read lock and write lock will cause the concurrent write to abort. NVTO and TO also has higher static FRR, yet from the real run of benchmark data, they yield the lower abort rates as shown in Table 10.

#### 4.5 the Rollback Rate of Concurrent Control Algorithms

TR rate is not an indicator of CC algorithms, as these aborts are necessary. Instead, FR rate is an indicator to measure the CC algorithms. Theoretically, the higher the FR rate, the lower the efficiency of the algorithm. We evaluates several CC algorithms in Table 10, such as, NO\_WAIT, WAIT\_DIE, T/O, MVCC-T/O, OCC, MaaT[35].

## 5 RELATED WORK

To the best of our knowledge, this is the first study about systematically researching and defining data anomalies from the perspective of all anomalies. Our study is related to previous work on data anomalies definition and detection, isolation levels definition and concurrency control implement.

Data anomalies detection is essential in various mission-critical tasks, and has attracted considerable attention from database research community since the birth of database systems. Thus far, data anomalies reported in existing literature are detected in a case-by-case paradigm.

**Research history of data anomalies.** Well known data anomalies, including *Dirty Write*, *Dirty Read*, *Non-repeatable Read*, *Phantom*, *Lost update*, *Read Skew* and *Write Skew*, etc, proposed in [1, 2, 6]. These data anomalies were reported in the 1990s and before. In recent years, there still exist extensive research works that focus on reporting new data anomalies, including *Aborted Reads* [42], *Intermediate Read* [2, 42], *Read-only Transaction Anomaly* [25, 40], *Serial-concurrency-phenomenon* and *Cross-phenomenon* [12]. [16] reports *Long Fork*, *Fractured Reads*, and *Causality Violation*. Even, an unnamed data anomaly was reported in [36]. For reference, we make a thorough survey on data anomalies and show them in Table 1. This paper redefine known data anomalies and defines remaining 20+ new data anomalies in all data anomalies formally, and show them in Table 2 for comparison.

**Predicate-based data anomalies.** We know *Phantom* is a predicate-based data anomaly reported by [1, 2, 6], *Predicate-Based Write Skew* is another predicate-based data anomaly reported by [26], [2] discussed some data anomalies and predicate related topics, but did not give how many kinds of predicate-based data anomalies there are, nor did discuss the relationship between entity-based data anomalies and predicate-based data anomalies. We integrate predicates into partial order relations of operations. We unify the relationship between predicates and entity objects before formally defining data anomalies, so as to unify the expression of predicate-based data anomalies and entity-based data anomalies.

**Elements of data anomaly.** Whether the number of variables and the number of transactions are related to data anomalies has not been discussed. The early reported data anomalies are single-variable or double-variables data anomalies. For example, *Dirty Write*, *Dirty Read*, *Non-repeatable Read*, *Phantom*, *Lost update*, all of them are single-variable data anomalies. Only *Read Skew* and *Write Skew* are double-variables data anomalies. But all of them involve only two concurrent transactions. We found more new data anomalies from the perspective of the number of variables and report them in this paper, for example, *Step Write Skew* and *Step Read Skew* involve three variables, and we can extend four variables or more variables data anomalies. Another aspect, although *Cross-phenomenon* involves four transactions, but whether is it similar with two transactions data anomalies such as *Read Skew*, *Write Skew* or other data anomalies? In this paper, the third section (§2) talk about these issues. *Dirty Write* and *Dirty Read* are able to be categorised as single-variable data anomalies based on our framework. *Read Skew*, *Write Skew*, together with our proposed *Read-Write Skew*, *Write-Read Skew* and *Double-Write Skew*, are originally proposed in [2, 6] between two transactions, and are extended to three or more transactions in [4, 12, 16, 24, 25, 34]. *Step Write Skew* and *Step Seed Skew*, are categorised as multi-variables data anomalies based on our framework. A *Read Skew* like data anomaly that is reported in federal databases [36], can be categorised as three variables data anomalies based on Coo framework (§2). In addition, there are some recent works that focus on mathematically defining data anomalies under either two variables settings [12, 16, 24, 25] or single-variable

**Table 9: Evaluation result of static rollback rate. TRR and FRR stand for ture and false rollback rate, respectively.**

	ALL	OCC	MaaT	MVTO	T/O	Wait_die	No_wait
	TRR	FRR	FRR	FRR	FRR	FRR	FRR
$\mathcal{H}(2,2,6)$	1.41%	3.32%	6.87%	16.47%	16.64%	21.31%	32.80%
$\mathcal{H}(2,3,6)$	2.17%	3.02%	5.78%	11.99%	13.78%	19.43%	27.05%
$\mathcal{H}(2,4,6)$	1.72%	2.26%	5.06%	10.22%	12.90%	18.59%	25.87%
$\mathcal{H}(3,2,6)$	2.27%	2.85%	5.31%	11.90%	11.37%	17.85%	25.91%
$\mathcal{H}(3,4,6)$	1.43%	1.97%	4.87%	8.32%	10.98%	16.98%	21.36%

**Table 10: Evaluation result of benchmark Workload is described in Table 7**

Workload	OCC	MaaT	MVTO	T/O	Wait_die	No_wait
y1	0.09%	0.03%	0.01%	0.01%	0.02%	0.02%
y2	0.00%	0.00%	0.00%	0.00%	0.00%	0.00%
y3	0.04%	0.01%	0.00%	0.00%	0.01%	0.01%
y4	14.86%	68.81%	11.54%	9.56%	13.28%	14.56%
t1	11.19%	9.33%	0.05%	0.03%	4.63%	4.41%
t2	5.10%	4.04%	0.19%	0.18%	4.39%	4.71%
t3	12.69%	11.89%	1.21%	1.54%	11.61%	12.02%

settings (called intermediate read) [3]. There also exist a few works that explore to detect data anomalies automatically either under snapshot isolation [26, 31], or in the middle-ware [44, 46].

**Definition of data anomalies.** Although there are so many data anomalies, but it seems that data anomalies is not explicitly defined. There is no universally accepted definition of data anomalies in academia and industry, and the understanding of data anomalies is only in the way of case-by-case. What is data anomalies? [15]’s definition is: *This concurrency-control algorithm allows unserializable behaviours, called anomalies.* To our best knowledge, this is the first and only one to explicitly define what is data anomalies. But it is no systematic research on data anomalies, and it defines data anomalies with CC algorithms but each one CC algorithm is only a method and it is not a root reason. Coo framework explicitly defines what data anomalies is (Definition 2.4), studies some characteristics of data anomalies and shows them with some lemmas (§3), and classifies data anomalies (§2.3).

**Research on quantification and classification of data anomalies.** The existing research shows that the work of quantifying and classifying data anomalies is carried out within the known and limited range of data anomalies (only including some anomalies in Table 1), using serializable and dependency graph [2, 3, 6, 10, 19, 24] technology. [31] developed a set of tools and methods to automatically detect data anomalies from applications under snapshot isolation technology. [44–47], use a middleware layer that is embedded between the application and the database, according to the serializable theory and dependency graph technology [2, 3, 6, 10, 19, 24], the method quantifies and classifies the data anomalies. However, this method detects data anomalies based on applications such as TPC-C [18], and finds no new data anomalies. [23] quantitatively studied the integrity violation rate of data anomalies in different isolation levels under snapshot isolation technology, but did not propose new data anomaly.

**Data anomalies and Isolation Levels.** [1, 2, 6] try to define isolation levels with known and finite data anomalies. Adya [2] defines isolation levels with conflict graph and three specific data anomalies, but their methods are not unified. We use a single method to define all data anomalies and flexible isolation levels.

**Concurrent Control algorithms.** There are many concurrent control algorithms, include two-phase locking (2PL) [21], timestamp ordering (T/O) [8], OCC [5, 12, 13, 33, 37, 48], MVCC [9]. Locking-based approaches make a particular design on the lock types (e.g., read/write/predicate locks) as well as locking mechanism to disallow single-variable data anomalies [11, 19, 22, 27, 28]. MVCC-based approaches disallows a set of data anomalies based on the snapshot isolation. To disallow more data anomalies, [14] proposes the serializable snapshot isolation", and [43] proposes "Write-snapshot Isolation". Coo framework is potentially used for detecting and reporting all data anomalies and we design the evaluation model of mainstream concurrent control algorithms.

**Research on data anomaly quantification.** We want to know the probability of data anomalies, and evaluate the ability of different CC algorithms to identify data anomalies, so we give some definitions (§4.3), then do test (Table 9). [45] does similar work with us, but it does not make quantitative comparison of data anomalies for a variety of concurrent algorithms.

## 6 CONCLUSION

We propose the Coo model to represent all data anomalies and find 20+ anomalies in addition to existing anomalies. Based on the detailed demonstration of all data anomalies and all data anomalies in the process of concurrent access, the isolation levels, concurrent control algorithm and rollback rate can be discussed in detail and quantitatively.

## REFERENCES

- [1] 1992. *Database Language – SQL*. American National Standard for Information Systems.
- [2] A. Adya, B. Liskov, and P. O’Neil. 2000. Generalized isolation level definitions. In *Proceedings of 16th International Conference on Data Engineering (Cat. No.00CB37073)*. 67–78.
- [3] Atul Adya and Barbara H. Liskov. 1999. Weak Consistency: A Generalized Theory and Optimistic Implementations for Distributed Transactions. (1999).
- [4] Peter Bailis, Alan Fekete, Ali Ghodsi, Joseph M. Hellerstein, and Ion Stoica. 2016. Scalable Atomic Visibility with RAMP Transactions. *ACM Trans. Database Syst.* 41, 3, Article 15 (July 2016), 45 pages. <https://doi.org/10.1145/2909870>
- [5] Rudolf Bayer, Klaus Elhardt, Johannes Heigert, and Angelika Reiser. 1982. Dynamic Timestamp Allocation for Transactions in Database Systems. *Proceedings of the Second International Symposium on Distributed Data Bases Ddb ’ (1982)*, 9–20.
- [6] Hal Berenson, Phil Bernstein, Jim Gray, Jim Melton, Elizabeth O’Neil, and Patrick O’Neil. 1995. A Critique of ANSI SQL Isolation Levels. In *Proceedings of the 1995 ACM SIGMOD International Conference on Management of Data (San Jose,*

- California, USA) (*SIGMOD '95*). Association for Computing Machinery, New York, NY, USA, 1–10. <https://doi.org/10.1145/223784.223785>
- [7] Hal Berenson, Philip A. Bernstein, Jim Gray, Jim Melton, Elizabeth J. O’Neil, and Patrick E. O’Neil. 1995. A Critique of ANSI SQL Isolation Levels. In *SIGMOD Conference*. ACM Press, 1–10.
  - [8] Philip A. Bernstein and Nathan Goodman. 1981. Concurrency Control in Distributed Database Systems. *ACM Comput. Surv.* 13, 2 (1981), 185–221.
  - [9] Philip A. Bernstein and Nathan Goodman. 1983. Multiversion Concurrency Control - Theory and Algorithms. *ACM Trans. Database Syst.* 8, 4 (1983), 465–483.
  - [10] Philip A. Bernstein, Vassos Hadzilacos, and Nathan Goodman. 1987. *Concurrency Control and Recovery in Database Systems*. Addison-Wesley. <http://research.microsoft.com/en-us/people/philbe/ccontrol.aspx>
  - [11] P. A. Bernstein, D. W. Shipman, and W. S. Wong. 1979. Formal Aspects of Serializability in Database Concurrency Control. *IEEE Transactions on Software Engineering* SE-5, 3 (1979), 203–216.
  - [12] Carsten Binnig, Stefan Hildenbrand, Franz Farber, Donald Kossmann, Juchang Lee, and Norman May. 2014. Distributed snapshot isolation: global transactions pay globally, local transactions pay locally. 23, 6 (2014), 987–1011.
  - [13] Claude Boksbaum, Michele Cart, Jean Ferrie, and Jeanfrancois Pons. 1984. Certification by Intervals of Timestamps in Distributed Database Systems. (1984), 377–387.
  - [14] Michael J. Cahill, Uwe Röhm, and Alan D. Fekete. 2008. Serializable isolation for snapshot databases. In *SIGMOD Conference*. ACM, 729–738.
  - [15] Andrea Cerone and Alexey Gotsman. 2018. Analysing Snapshot Isolation. *J. ACM* 65, 2 (2018), 11:1–11:41.
  - [16] Andrea Cerone, Alexey Gotsman, and Hongseok Yang. 2017. Algebraic Laws for Weak Consistency. (2017), 26:1–26:18.
  - [17] Brian F. Cooper, Adam Silberstein, Erwin Tam, Raghu Ramakrishnan, and Russell Sears. 2010. Benchmarking cloud serving systems with YCSB. In *SoCC*. ACM, 143–154.
  - [18] Transaction Processing Performance Council. 2010. TPC Benchmark C (Revision 5.11). TPC.
  - [19] Ramez Elmasri and Shamkant B. Navathe. 2006. *Fundamentals of Database Systems*, 5/E. (2006).
  - [20] Susanna S Epp. 2010. *Discrete mathematics with applications*. Cengage learning.
  - [21] Kapali P. Eswaran, Jim Gray, Raymond A. Lorie, and Irving L. Traiger. 1976. The Notions of Consistency and Predicate Locks in a Database System. *Commun. ACM* 19, 11 (1976), 624–633.
  - [22] Kapali P. Eswaran, Jim Gray, Raymond A. Lorie, and Irving L. Traiger. 1976. The Notions of Consistency and Predicate Locks in a Database System. *Communications of the Acm* 19, 11 (1976), 624–633.
  - [23] Alan Fekete, Shirley N Goldrei, and Jorge Perez Asenjo. 2009. Quantifying isolation anomalies. 2, 1 (2009), 467–478.
  - [24] Alan Fekete, Dimitrios Liarokapis, Elizabeth O’Neil, Patrick O’Neil, and Dennis Shasha. 2005. Making Snapshot Isolation Serializable. *ACM Trans. Database Syst.* 30, 2 (June 2005), 492–528. <https://doi.org/10.1145/1071610.1071615>
  - [25] Alan Fekete, Elizabeth O’Neil, and Patrick O’Neil. 2004. A Read-Only Transaction Anomaly under Snapshot Isolation. *SIGMOD Rec.* 33, 3 (Sept. 2004), 12–14. <https://doi.org/10.1145/1031570.1031573>
  - [26] Alan D. Fekete, Dimitrios Liarokapis, Elizabeth J. O’Neil, Patrick E. O’Neil, and Dennis E. Shasha. 2005. Making snapshot isolation serializable. *ACM Trans. Database Syst.* 30, 2 (2005), 492–528. <https://doi.org/10.1145/1071610.1071615>
  - [27] Hector Garciamolina. 1999. Review - The Notions of Consistency and Predicate Locks in a Database System. *ACM Sigmod Digital Review* 1 (1999).
  - [28] Jim Gray, Raymond A. Lorie, Gianfranco R. Putzolu, and Irving L. Traiger. 1976. Granularity of Locks and Degrees of Consistency in a Shared Data Base. In *Readings in database systems (3rd ed.)*, 365–394.
  - [29] Rachael Harding, Dana Van Aken, Andrew Pavlo, and Michael Stonebraker. 2017. An Evaluation of Distributed Concurrency Control. *Proc. VLDB Endow.* 10, 5 (2017), 553–564.
  - [30] David Janin and Igor Walukiewicz. 1996. On the expressive completeness of the propositional mu-calculus with respect to monadic second order logic. In *International Conference on Concurrency Theory*. Springer, 263–277.
  - [31] Sudhir Jorwekar, Alan Fekete, Krithi Ramamritham, and S Sudarshan. 2007. Automating the detection of snapshot isolation anomalies. (2007), 1263–1274.
  - [32] Flavio Junqueira, Benjamin Reed, and Maysam Yabandeh. 2011. Lock-free transactional support for large-scale storage systems. In *DSN Workshops*. IEEE Computer Society, 176–181.
  - [33] H. T. Kung and John T. Robinson. 1979. On Optimistic Methods for Concurrency Control. In *VLDB*. IEEE Computer Society, 351.
  - [34] Leslie Lamport, Robert Shostak, and Marshall Pease. 1982. The Byzantine Generals Problem. *ACM Trans. Program. Lang. Syst.* 4, 3 (July 1982), 382–401. <https://doi.org/10.1145/357172.357176>
  - [35] Hatem A. Mahmoud, Vaibhav Arora, Faisal Nawab, Divyakant Agrawal, and Amr El Abbadi. 2014. MaaT: Effective and scalable coordination of distributed transactions in the cloud. *Proc. VLDB Endow.* 7, 5 (2014), 329–340.
  - [36] Ralf Schenkel, Gerhard Weikum, N Weissenberg, and Xuequn Wu. 2000. Federated transaction management with snapshot isolation. *Lecture Notes in Computer Science* (2000), 1–25.
  - [37] Gunter Schlageter. 1981. Optimistic Methods for Concurrency Control in Distributed Database Systems. In *Proceedings of the Seventh International Conference on Very Large Data Bases - Volume 7 (Cannes, France) (VLDB '81)*. VLDB Endowment, 125–130.
  - [38] Raymond M Smullyan. 1995. *First-order logic*. Courier Corporation.
  - [39] G. Weikum and G. Vossen. 2002. Concurrency Control: Notions of Correctness for the Page Model. *Transactional Information Systems* (2002), 61–123.
  - [40] wikipedia. [n.d.]. Read\_Only\_Transactions. Website. [https://wiki.postgresql.org/wiki/SSI#Read\\_Only\\_Transactions](https://wiki.postgresql.org/wiki/SSI#Read_Only_Transactions)
  - [41] Du el at. Xiaoyong. 2017. Big data management. (2017).
  - [42] Chao Xie, Chunzhi Su, Cody Littley, Lorenzo Alvisi, Manos Kapritsos, and Yang Wang. 2015. High-performance ACID via modular concurrency control. In *Proceedings of the 25th Symposium on Operating Systems Principles*. 279–294.
  - [43] Maysam Yabandeh and Daniel Gómez Ferro. 2012. A critique of snapshot isolation. In *EuroSys*. ACM, 155–168.
  - [44] K. Zellag and B. Kemme. 2011. Real-time quantification and classification of consistency anomalies in multi-tier architectures. In *2011 IEEE 27th International Conference on Data Engineering*. 613–624.
  - [45] Kamal Zellag and Bettina Kemme. 2012. ConsAD: A Real-Time Consistency Anomalies Detector. In *Proceedings of the 2012 ACM SIGMOD International Conference on Management of Data (Scottsdale, Arizona, USA) (SIGMOD '12)*. Association for Computing Machinery, New York, NY, USA, 641–644. <https://doi.org/10.1145/2213836.2213920>
  - [46] Kamal Zellag and Bettina Kemme. 2012. How Consistent is Your Cloud Application?. In *Proceedings of the Third ACM Symposium on Cloud Computing (San Jose, California) (SoCC '12)*. Association for Computing Machinery, New York, NY, USA, Article 6, 14 pages. <https://doi.org/10.1145/2391229.2391235>
  - [47] Kamal Zellag and Bettina Kemme. 2014. Consistency anomalies in multi-tier architectures: automatic detection and prevention. 23, 1 (2014), 147–172.
  - [48] Xuan Zhou, Xin Zhou, Zhengtai Yu, and Kianlee Tan. 2017. Posterior Snapshot Isolation. (2017), 797–808.