

Discovering heavy neutrino oscillations in rare B_c^\pm meson decays at HL-LHCb

Sebastian Tapia^{1,*}, Marcelo Vidal-Bravo^{2,3,†} and Jilberto Zamora-Saá^{2,3‡}

¹*Department of Physics and Astronomy, Iowa State University, USA.*

²*Center for Theoretical and Experimental Particle Physics,
Facultad de Ciencias Exactas, Universidad Andres Bello,
Fernandez Concha 700, Santiago, Chile and*

³*Millennium Institute for Subatomic physics at high energy frontier - SAPHIR,
Fernandez Concha 700, Santiago, Chile.*

In this work, we study the lepton flavor and lepton number violating B_c meson decays via two intermediate on-shell Majorana neutrinos N_j into two charged leptons and a charged pion $B_c^\pm \rightarrow \mu^\pm N_j \rightarrow \mu^\pm \tau^\pm \pi^\mp$. We evaluated the possibility to measure the modulation of the decay width along the detector length produced as a consequence of the lepton flavor violating process, in a scenario where the heavy neutrinos masses range between $2.0 \text{ GeV} \leq M_N \leq 6.0 \text{ GeV}$. We study some realistic conditions which could lead to the observation of this phenomenon at futures B factories such HL-LHCb.

Keywords: Heavy Neutrino Oscillations, Lepton Number Violation, LHC.

* s.tapia@cern.ch

† M.vidalbravo@uandresbello.edu

‡ jilberto.zamora@unab.cl

I. INTRODUCTION

The first indications of physics beyond the standard model (SM) come from the baryonic asymmetry of the universe (BAU), dark matter (DM), and neutrino oscillations (NOs). In last decades NOs experiments have shown that active neutrinos (ν) are very light massive particles $M_\nu \sim 1\text{eV}$ [1, 2] and, consequently, the SM is not a final theory, and must be extended. There are several SM extensions, that allow explaining the small active neutrino masses, however, in this paper we pay attention to those based on the See-Saw Mechanism (SSM) [3, 4]. The SSM introduces a new Heavy Majorana particle (singlet under $SU(2)_L$ symmetry group), commonly called Heavy Neutrino (HN), which by means of inducing a dim-5 operator [5] leads to a very light active Majorana neutrino. These newly introduced HNs have a highly suppressed interaction with gauge bosons (Z, W^\pm) and leptons (e, μ, τ), making its detection a challenging task. However, although this suppression, the existence of HNs can be explored via rare meson decays [6–16], colliders [17–34], and tau factories [35–38]. One of the most promising SM extensions based on SSM is the Neutrino-Minimal-Standard-Model (ν MSM) [39, 40], which introduces two almost degenerate HN's with masses $M_{N_1} \approx M_{N_2} \sim 1\text{GeV}$, and a third HN with mass $M_{N_3} \sim \text{keV}$ which is a natural candidate for DM. Apart to explain the small active neutrino masses, the ν MSM allows to explain sucesfully the BAU by means of *leptogenesis from HNs oscillations*, also known as Akhmedov-Rubakov-Smirnov (ARS) mechanism [41].

In a previous article [11], we have described the effects of Heavy Neutrino Oscillations (HNOs) in the so-called rare Lepton Number Violating (LNV) and Lepton Flavor Violating (LFV) pseudoscalar B meson decays, via two almost degenerate heavy on-shell Majorana neutrinos ($M_{N_i} \sim 1\text{GeV}$), which can oscillate among themselves. The aim of this article is to develop a more realistic analisis of the experimental conditions needs to detect the aforementioned phenomenon. We will focus specially on the HL-LHCb which due to his excellent detector resolution [42, 43] could make possible the observation of the HNOs.

The work is arranged as follows: In Sec. II, we study the production of the heavy neutrinos in B_c^\pm meson decays. In Sec. III, we describe the simulations of the HN production. In Sec. IV, we present the results and a discussion of its and In sec. V we provide a brief summary of the article.

II. PRODUCTION OF THE RHN

As we stated above, we are interested in studying the lepton flavor and lepton number violation processes ($B_c^\pm \rightarrow \mu^\pm N_j \rightarrow \mu^\pm \tau^\pm \pi^\mp$) which are characterized by the following Feynman diagrams (Fig. 1). In this work we will consider the scenario where the two heavy

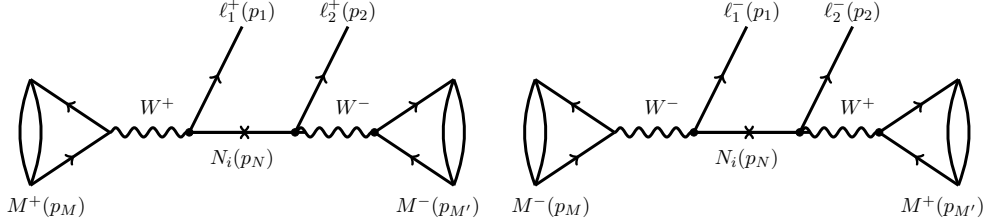


FIG. 1. The M^\pm pseudoscalar meson decays, intermediated by Heavy Neutrinos. Left Panel: Feynman diagrams for the LFV and LNV process $M^+ \rightarrow \ell_1^+ \ell_2^+ \pi^-$. Right Panel: Feynman diagrams for the LFV and LNV process $B^- \rightarrow \ell_1^- \ell_2^- \pi^+$. We remark that in this study we will consider $M = B_c$, $M' = \pi$, $\ell_1 = \mu$ and $\ell_2 = \tau$.

neutrinos (N_1 and N_2) masses fall in the range of a few GeV's and are almost degenerate ($M_{N_1} \approx M_{N_2}$). The HNs mass difference is expressed as ($|\Delta M_N| = M_{N_2} - M_{N_1} \equiv Y \Gamma_N$), where Y stands to measure the mass difference in terms of $\Gamma_N = (1/2)(\Gamma_{N_1} + \Gamma_{N_2})$ which is the (average of the) total decay width of the intermediate Heavy Neutrino. The decay width $\Gamma_{\text{Ma}}(M_{N_i})$ of a single Heavy Neutrino N_i is

$$\Gamma_{\text{Ma}}(M_{N_i}) \equiv \Gamma_{N_i} \approx \mathcal{K}_i^{\text{Ma}} \frac{G_F^2 M_{N_i}^5}{96\pi^3} \quad (1)$$

where

$$\mathcal{K}_i^{\text{Ma}} = \mathcal{N}_{ei}^{\text{Ma}} |B_{eN_i}|^2 + \mathcal{N}_{\mu i}^{\text{Ma}} |B_{\mu N_i}|^2 + \mathcal{N}_{\tau i}^{\text{Ma}} |B_{\tau N_i}|^2, \quad (2)$$

here the factors $B_{\ell N}$ are the heavy-light mixing elements of the PMNS matrix¹ and $\mathcal{N}_{\ell i}^{\text{Ma}}$ are the effective mixing coefficients which account for all possible decay channels of N_i and are presented in Fig. 2 for our M_N range of interest ($0 \leq M_N \leq 6$ GeV).

It is important to note that the complex mixing elements $B_{\ell N_1}$ and $B_{\ell N_2}$ are, in principle, different, and as a consequence the factors $\mathcal{K}_i^{\text{Ma}}$ ($i = 1, 2$) could differ significantly from each other. However, in this work we will assume that $\mathcal{K}_1^{\text{Ma}} \approx \mathcal{K}_2^{\text{Ma}} \equiv \mathcal{K}$. In addition, we will

¹ In this work we define the light neutrino flavor state as $\nu_\ell = \sum_{i=1}^3 U_{\ell i} \nu_i + \sum_{j=1}^2 B_{\ell N_j} N_j$. However, other authors also use $U_{\ell N}$ or $V_{\ell N}$ as the heavy-light mixings elements (i.e. $B_{\ell N} \equiv U_{\ell N} \equiv V_{\ell N}$).

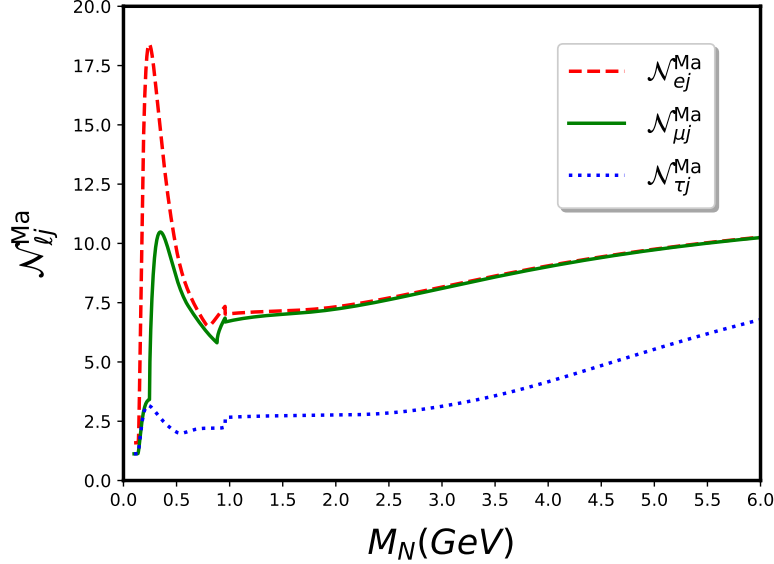


FIG. 2. Effective mixing coefficients $\mathcal{N}_{\ell_j}^{\text{Ma}}$ for Majorana neutrinos. Data taken from [44].

consider the mixing elements $|B_{\mu N_i}|^2 \approx |B_{\tau N_i}|^2 \equiv |B_{\ell N_i}|^2 = 10^{-5}$, $\mathcal{N}_{e_i}^{\text{Ma}} |B_{e N_i}|^2 \approx 0$ and $\mathcal{N}_{\mu i}^{\text{Ma}} + \mathcal{N}_{\tau i}^{\text{Ma}} \approx 15$; hence, $\mathcal{K} = 15 |B_{\ell N}|^2$. As a consequence of the aforementioned, the HN total decay width are almost equals ($\Gamma_{N_1} \approx \Gamma_{N_2}$) and can be written as

$$\Gamma_{\text{Ma}}(M_{N_i}) \equiv \Gamma_N(M_N) = 15 |B_{\ell N}|^2 \frac{G_F^2 M_N^5}{96\pi^3}, \quad (3)$$

In Ref. [11] it was obtained the L -dependent effective differential decay width considering the effect of HNOs (see Eq. 4), for fixed values² of HN velocity ($\equiv \beta_N$) and HN Lorentz factor ($\equiv \gamma_N$)

$$\begin{aligned} \frac{d}{dL} \Gamma(M^\pm) &= \frac{e^{-L\Gamma_N/\beta_N}}{\gamma_N \beta_N} \tilde{\Gamma}(M^+ \rightarrow \ell_1^+ N) \tilde{\Gamma}(N \rightarrow \ell_2^+ M'^-) \\ &\times \left(\sum_{i=1}^2 |B_{\ell_1 N_i}|^2 |B_{\ell_2 N_i}|^2 + 2 |B_{\ell_1 N_1}| |B_{\ell_2 N_1}| |B_{\ell_1 N_2}| |B_{\ell_2 N_2}| \cos \left(2\pi \frac{L}{L_{\text{osc}}} \pm \theta_{LV} \right) \right), \quad (4) \end{aligned}$$

where $L_{\text{osc}} = (2\pi\beta_N\gamma_N)/\Delta M_N$ is the HN oscillation length and the angle θ_{LV} stands for the CP-violating phase that comes from the $B_{\ell N_i}$ elements³. It is worth to mention, that, in general, M is moving in the lab frame when it decays into N and ℓ_1 , therefore, the product $\gamma_N\beta_N$ is not always fixed, and can be written as

$$\beta_N\gamma_N = \sqrt{(E_N(\hat{p}'_N)/M_N)^2 - 1}, \quad (5)$$

² We notice that in the literature [9–11], in the laboratory frame (Σ), usually $\gamma_N\beta_N = 2$.

³ It is important to note that if $\theta_{LV} = 0$, there is no difference between $\frac{d}{dL} \Gamma(B^+)$ and $\frac{d}{dL} \Gamma(B^-)$.

where E_N is the heavy neutrino energy in the lab frame, depending on \hat{p}'_N direction in the M -rest frame (Σ').

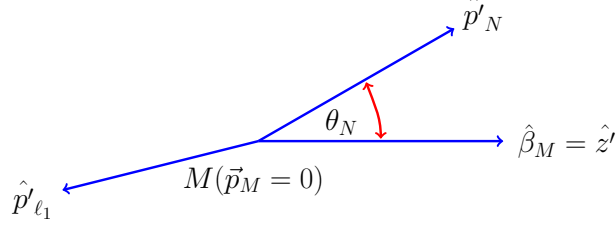


FIG. 3. The 3-momentum directions of leptons in the M -rest frame (Σ'). Here θ_N define the angle between $\hat{\beta}_M$ and \hat{p}'_N , where $\hat{\beta}_M = \frac{\vec{\beta}_M}{|\vec{\beta}_M|}$ is the direction of the velocity of M in the lab frame, we notice that $\hat{\beta}_M$ also defines the \hat{z}' -axis.

The relation among E_N , \vec{p}'_N and the angle θ_N is given by the Lorentz energy transformation (see Fig. 3)

$$E_N = \gamma_M(E'_N + \cos \theta_N \beta_M |\vec{p}'_N|), \quad (6)$$

where the corresponding factors in the M -rest frame (Σ') are given by

$$E'_N = \frac{M_M^2 + M_N^2 - M_{\ell_1}^2}{2M_M}, \quad |\vec{p}'_N| = \frac{1}{2} M_M \lambda^{1/2} \left(1, \frac{M_{\ell_1}^2}{M_M^2}, \frac{M_N^2}{M_M^2} \right), \quad (7)$$

we remarks that β_M is the velocity of M in the lab frame, and $\lambda(x, y, z)$ is

$$\lambda(x, y, z) = x^2 + y^2 + z^2 - 2xy - 2xz - 2yz \quad (8)$$

Therefore, the Eq. 4 must be re-written in differential form and integrated over all directions of heavy neutrino \vec{p}'_N in the M -rest frame, in addition, we set $M \rightarrow B_c$, $\ell_1 \rightarrow \mu$, $\ell_2 \rightarrow \tau$ and $M' \rightarrow \pi$

$$\begin{aligned} \frac{d}{dL} \Gamma_{LV}^{\text{osc}}(B_c^\pm) &= \int \frac{e^{\frac{-L\Gamma_N}{((E_N(\hat{p}'_N)/M_N)^2 - 1)^{1/2}}}}{((E_N(\hat{p}'_N)/M_N)^2 - 1)^{1/2}} d\Omega_{\hat{p}'_N} \frac{d\tilde{\Gamma}(B_c^+ \rightarrow \mu^+ N)}{d\Omega_{\hat{p}'_N}} \tilde{\Gamma}(N \rightarrow \tau^+ \pi^-) \\ &\times \left(\sum_{i=1}^2 |B_{\mu N_i}|^2 |B_{\tau N_i}|^2 + 2|B_{\mu N_1}| |B_{\tau N_1}| |B_{\mu N_2}| |B_{\tau N_2}| \cos \left(2\pi \frac{L}{L_{\text{osc}}(\hat{p}'_N)} \pm \theta_{LV} \right) \right), \end{aligned} \quad (9)$$

where $L_{\text{osc}}(\hat{p}'_N)$ adopts the following form

$$L_{\text{osc}}(\hat{p}'_N) = \frac{2\pi\beta_N\gamma_N}{M_N} = \frac{2\pi}{M_N^2} |\vec{p}'_N(\hat{p}'_N)| = \frac{2\pi}{M_N} [(E_N(\hat{p}'_N)/M_N)^2 - 1]^{1/2}, \quad (10)$$

and

$$\bar{\Gamma}(N \rightarrow \pi^\pm \tau^\mp) = \frac{1}{16\pi} G_F^2 f_\pi^2 |V_{ud}|^2 \frac{1}{M_N} \lambda^{1/2} \left(1, \frac{M_\pi^2}{M_N^2}, \frac{M_\tau^2}{M_N^2} \right) \times \left[(M_N^2 + M_\tau^2) (M_N^2 - M_\pi^2 + M_\tau^2) - 4M_N^2 M_\tau^2 \right]. \quad (11)$$

The term $d\tilde{\Gamma}(B^+ \rightarrow \ell_1^+ N)/d\Omega_{\hat{p}'_N}$ is given by

$$\frac{d\tilde{\Gamma}(B_c^+ \rightarrow \mu^+ N)}{d\Omega_{\hat{p}'_N}} = \frac{1}{4\pi} \tilde{\Gamma}(B_c^+ \rightarrow \mu^+ N) \quad (12a)$$

$$= \frac{1}{32\pi^2} G_F^2 f_{B_c}^2 |V_{cb}|^2 M_{B_c}^3 \lambda^{1/2}(1, x_N, x_\mu) \left((1 - x_N)x_N + x_\mu(1 + 2x_N - x_\mu) \right) \quad (12b)$$

where $x_N = M_N^2/M_{B_c}^2$ and $x_\mu = M_\mu^2/M_{B_c}^2$. The Fermi constant is $G_F = 1.166 \times 10^{-5} \text{ GeV}^{-2}$, the meson decays constants are $f_\pi = 0.1304 \text{ GeV}$ and $f_{B_c} = 0.4 \text{ GeV}$, the CKM elements are $|V_{ud}| = 0.974$ and $|V_{cb}| = 0.041$, and the masses $M_{B_c} = 6.275 \text{ GeV}$, $M_\pi = 139.57 \times 10^{-3} \text{ GeV}$, $M_\mu = 105.7 \times 10^{-3} \text{ GeV}$ and $M_\tau = 1.777 \text{ GeV}$. It is worth mentioning that in Eq. 12 it has been performed the average over B_c initial polarization and the sum over the helicities of μ^+ and N . Therefore, the Eq. 9 is then only θ_N dependent (see Eqs. 6 and 7), hence, the integration $d\Omega_{\hat{p}'_N}$ reduce to $2\pi d(\cos\theta_N)$.

III. HEAVY NEUTRINO PRODUCTION SIMULATIONS

For the correct evaluation of the quantities in Eq. 9, and to test the feasibility to measure the phenomenon described here, we require a realistic distribution of γ_M which can lead to a realistic distribution of β_M through $\beta_M = \sqrt{1 - 1/\gamma_M^2}$. This realistic distribution is obtained by means of simulations of B_c mesons production via charged current Drell-Yan process, using MADGRAPH5_AMC@NLO [45], PYTHIA8 [46] and DELPHES [47] for B_c^+ and B_c^- individually (see Fig. 4), for LHCb conditions with $\sqrt{s} = 13 \text{ TeV}$.

The observation of the studied phenomenon (Eq. 9) depends on the number of produced B_c mesons (N_{B_c}) at the particular experiment. The HL-LCHb is design to reach a luminosity $\mathcal{L} = 2 \cdot 10^{-34} \text{ cm}^{-2}\text{s}^{-1}$ [48], transforming it into one of the most promising B factories. The B mesons production cross-sections is $\sigma_B \approx 86.6 \mu\text{b}$ [49], however, σ_{B_c} is suppressed by a factor 10^{-3} respect to σ_B [50], this suppression factor implies that for each 10^6 B mesons we have 10^3 B_c mesons. The HNs production has been calculated in detail in Refs. [8–10], in

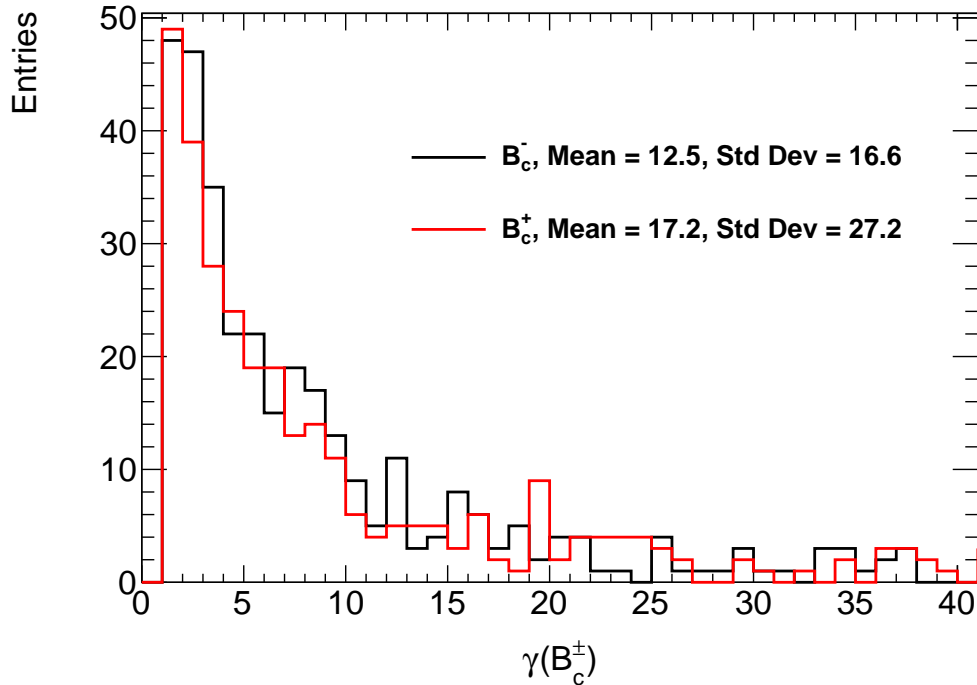


FIG. 4. The Lorentz $\gamma_{B_c^\pm}$ factor for B_c^\pm mesons.

addition, assuming a 50% detector efficiency the expected number of Heavy Neutrino events (with HNs masses between 3.5 – 5.5 GeV and $|B_{\ell N}|^2 = 10^{-5}$) can reach ≈ 3000 for 6 years of operation.

IV. RESULTS AND DISCUSSION

In this article, we have studied the modulation $d\Gamma(B_c)/dL$ for the LNV B_c^\pm meson decays assuming conditions that could be present at LHCb experiment. We focus on a scenario that contains two almost degenerate (on-shell) heavy Majorana neutrinos. This scenario has been studied in previous work Ref. [11] in which we have explored the modulation in a more academic frame, in this paper we consider more realistic conditions that could lead to a discovery in the upcoming years.

The Fig. 5 shows the Differential Decay Width $d\Gamma(B_c^\pm)/dL$ for fixed values of γ_N and β_N , which are determined from the average values of $\gamma_{B_c^\mp}$ presented in Fig. 4, for two values of θ_{LV} . We noticed, that the difference between the process for B_c^+ and B_c^- is maximized when the CP violation angle is $\theta_{LV} = \pi/2$ (as expected from Eq. 9). We can also observed that as

the distance L grows, both curves tend to converge, this is because as the HN propagates, the cumulative probability that the HN has decayed is greater, this effect is characterized by the exponential factor present in $d\Gamma(B_c)/dL$ (Eq. 9), which specifically accounts for the probability that the HN decays within the detector of length L .

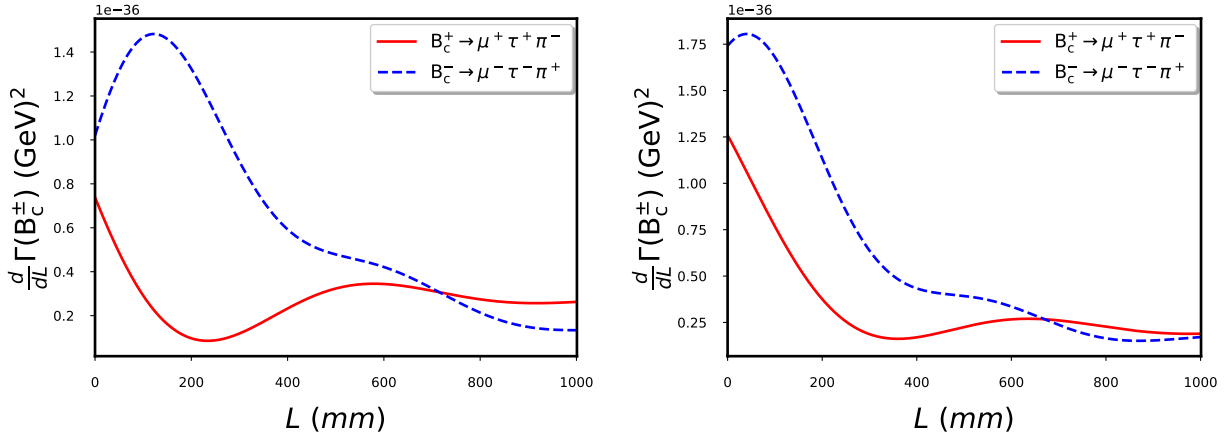


FIG. 5. Differential decay width $d\Gamma(B_c)/dL$ for average value of $\gamma_{B_c^\pm}$. Left Panel: $M_N = 3.5$ GeV, $Y = 5$, $|B_{\ell N}|^2 = 10^{-5}$ and $\theta_{LV} = \pi/2$. Right Panel: $M_N = 3.5$ GeV, $Y = 5$, $|B_{\ell N}|^2 = 10^{-5}$ and $\theta_{LV} = \pi/4$.

Figs. 6 and 7 shows the Differential decay width $d\Gamma(B_c)/dL$ for non-fixed values (non-average values) of γ_N and β_N , which are determined from the simulated distributions of $\gamma_{B_c^\pm}$ presented in figure Fig. 4. The Figs. 6 and 7 were performed for $\theta_{LV} = \pi/2$ and $\theta_{LV} = \pi/4$, respectively, and two values of M_N . The effects of non-fixed γ_N and β_N were calculated taking into account the relative probability of each bin of them, that is, considering the specific contribution of each bin in the final values of $d\Gamma(B_c^\pm)/dL$. The Figs. 6 and 7 also shows the results including the detector position resolution, $\text{Reso}(L)=1$ mm, for a sample of 50 events simulated from the $d\Gamma(B_c^\pm)/dL$ distributions, this effect is shown by triangles that do not fit perfectly on the continuous curve, which corresponds to the detector with perfect resolution, $\text{Reso}(L)=0.0$ mm. In addition, the effects of non-fixed γ_N and β_N are manifest by mean of a smoothing of the modulation, it can be easily seen by an eyeball comparison between Fig. 5 with Figs. 6 and 7 (left-panels).

By comparing left and right panels from Figs. 6 and 7, we can see that the maximum of the difference between the curves runs to the left, e.i in right panels the CP-violation is maximized when $L = 33$ mm while in left panels it maximizes at $L = 12$ mm. This is mainly

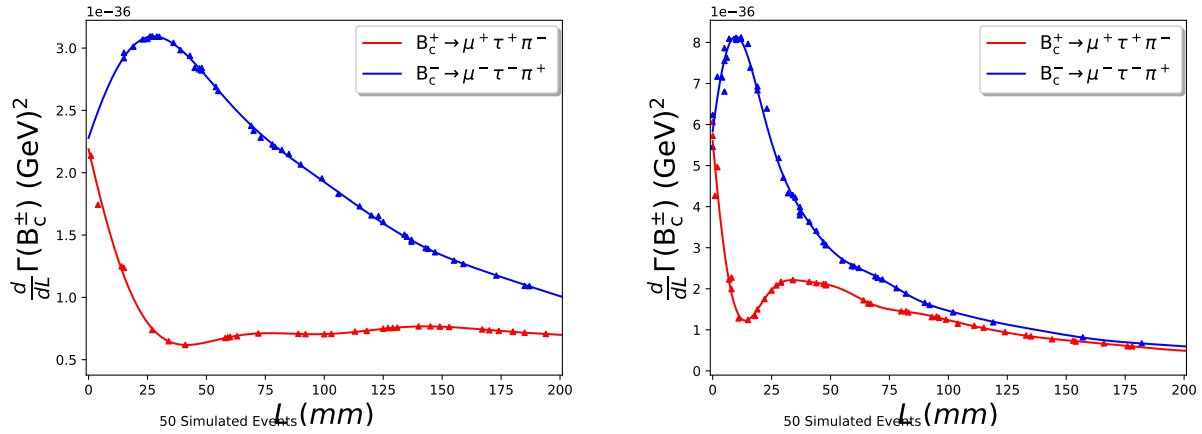


FIG. 6. Differential decay width $d\Gamma(B_c)/dL$ for $\gamma_{B_c^\pm}$ distributed according Fig. 4. Left Panel: $M_N = 3.5$ GeV, $Y = 5$, $|B_{\ell N}|^2 = 10^{-5}$ and $\theta_{LV} = \pi/2$. Right Panel: $M_N = 4.5$ GeV, $Y = 5$, $|B_{\ell N}|^2 = 10^{-5}$ and $\theta_{LV} = \pi/2$. The solid lines are generated assuming perfect detector resolution, while triangles stand for 50 samples of $d\Gamma(B_c)/dL$ convolved with the detector resolution $\text{Reso}(L) = 1.0$ mm.

due to the fact that the larger M_N implies a shorter lifetime and consequently the HN decay in shorter distances.

The Figs. 8 and 9 show the simulated, $dN(B_c^\pm)/dL$, distribution for $M_N = 3.5$, $Y = 5$, $|B_{\ell N}|^2 = 10^{-5}$ GeV and two values of θ_{LV} , from a sample of 100 and 1000 events, respectively. We remarks that we had simulated the same number of events for processes that involves B_c^+ and its CP conjugate (B_c^-), despite that from Eq. 4 we knows that cross sections of B_c^+ and B_c^- are different if $\theta_{LV} \neq 0$. Both cases include their respective statistical error and consider γ_N and β_N distributed according to the result presented in Fig. 4. From Fig. 8 we can see that there is only a modest difference between B_c^\pm distributions, e.g in $L = 0 - 60$, based on what we think it won't be possible to distinguish the oscillation for neither, $\theta_{LV} = \pi/2$ or $\theta_{LV} = \pi/4$, with more than 5σ 's from the "non-oscillation" scenario with only 100 signal events. A more positive scenario is show in Fig. 9, assuming 1000 signal events, where we can clearly observed the oscillation with good precision in the whole range for $\theta_{LV} = \pi/2$ and in $L = 0 - 80$ for $\theta_{LV} = \pi/4$.

The Figs. 10 and 11 show the, $dN(B_c^\pm)/dL$, distribution for $M_N = 4.5$, $Y = 5$, $|B_{\ell N}|^2 = 10^{-5}$ GeV and two values of θ_{LV} , from a sample of 100 and 1000 events, respectively. Both cases include their respective statistical error and consider γ_N and β_N

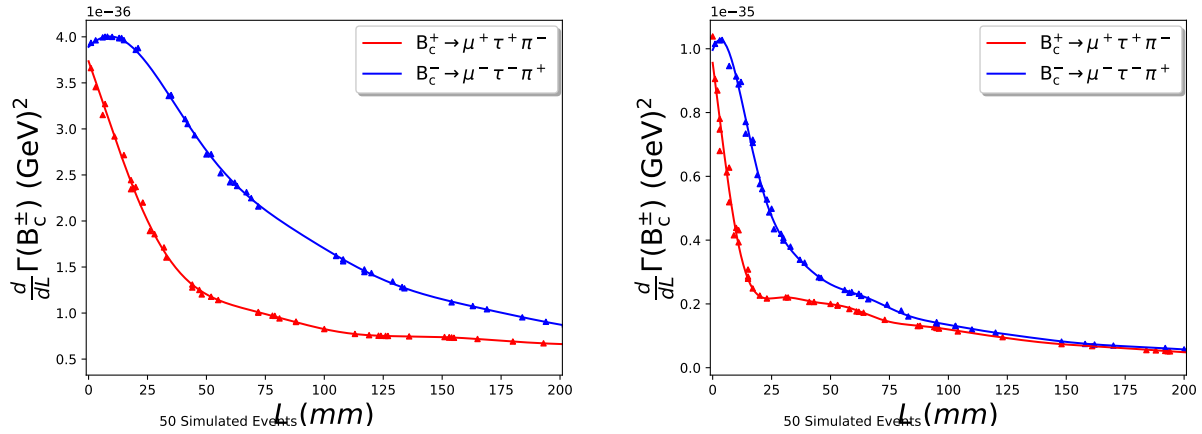


FIG. 7. Differential decay width $d\Gamma(B_c)/dL$ for $\gamma_{B_c^\pm}$ distributed according Fig. 4. Left Panel: $M_N = 3.5$ GeV, $Y = 5$, $|B_{\ell N}|^2 = 10^{-5}$ and $\theta_{LV} = \pi/4$. Right Panel: $M_N = 4.5$ GeV, $Y = 5$, $|B_{\ell N}|^2 = 10^{-5}$ and $\theta_{LV} = \pi/4$. The solid lines are generated assuming perfect detector resolution, while triangles stand for 50 samples of $d\Gamma(B_c)/dL$ convolved with the detector resolution $\text{Reso}(L) = 1.0$ mm.

distributed according to the result presented in Fig. 4. For this larger mass scenario we observed that the feasibility of discover HN oscillation is possible only for the small L region, $L = 0 - 100$ for $\theta_{LV} = \pi/2$ and $L = 0 - 40$ for $\theta_{LV} = \pi/4$, with a similar conclusion about statistics, addressing the 5σ 's only in the 1000 signal events case.

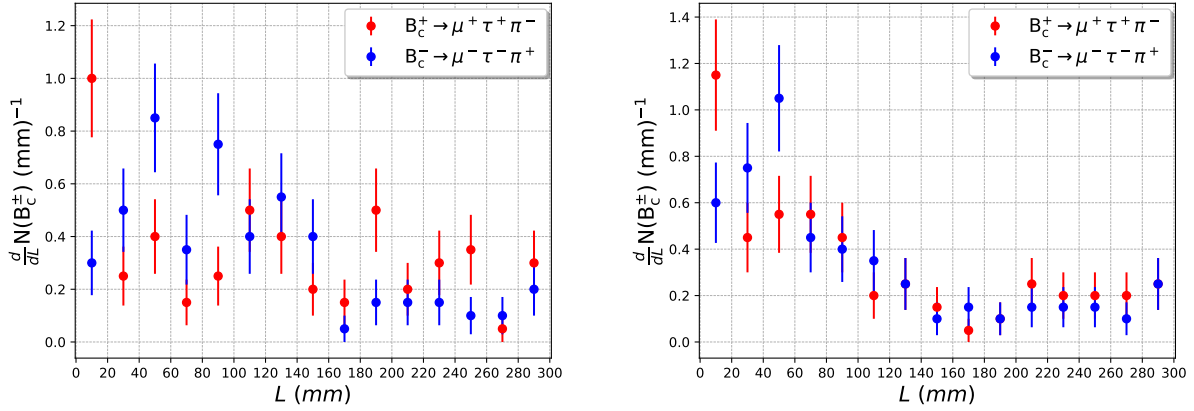


FIG. 8. Differential number of events dN/dL for 100 samples. Left Panel: $M_N = 3.5$ GeV, $Y = 5$, $|B_{\ell N}|^2 = 10^{-5}$ and $\theta_{LV} = \pi/2$. Right Panel: $M_N = 3.5$ GeV, $Y = 5$, $|B_{\ell N}|^2 = 10^{-5}$ and $\theta_{LV} = \pi/4$. Here the bin width is $\Delta L = 20$ mm, in addition, it was considered that $\gamma_{B_c^\pm}$ are distributed according Fig. 4.

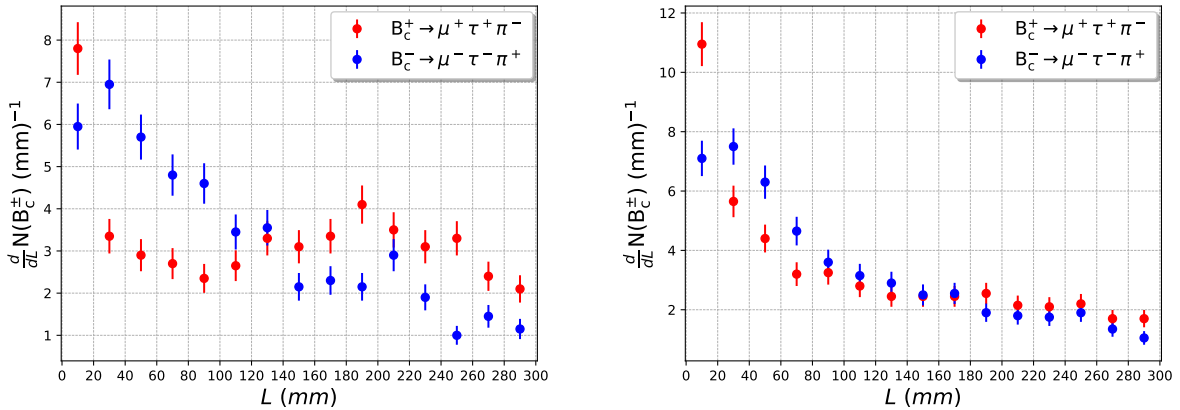


FIG. 9. Differential number of events dN/dL for 1000 samples. Left Panel: $M_N = 3.5$ GeV, $Y = 5$, $|B_{\ell N}|^2 = 10^{-5}$ and $\theta_{LV} = \pi/2$. Right Panel: $M_N = 3.5$ GeV, $Y = 5$, $|B_{\ell N}|^2 = 10^{-5}$ and $\theta_{LV} = \pi/4$. Here the bin width is $\Delta L = 20$ mm, in addition, it was considered that $\gamma_{B_c^\pm}$ are distributed according Fig. 4.

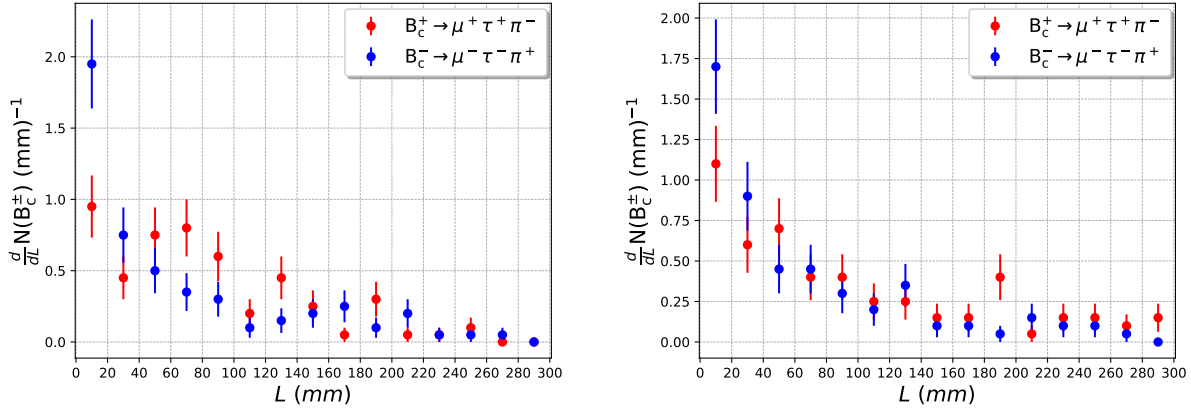


FIG. 10. Differential number of events dN/dL for 100 samples. Left Panel: $M_N = 4.5$ GeV, $Y = 5$, $|B_{\ell N}|^2 = 10^{-5}$ and $\theta_{LV} = \pi/2$. Right Panel: $M_N = 4.5$ GeV, $Y = 5$, $|B_{\ell N}|^2 = 10^{-5}$ and $\theta_{LV} = \pi/4$. Here the bin width is $\Delta L = 20$ mm, in addition, it was considered that $\gamma_{B_c^\pm}$ are distributed according Fig. 4.

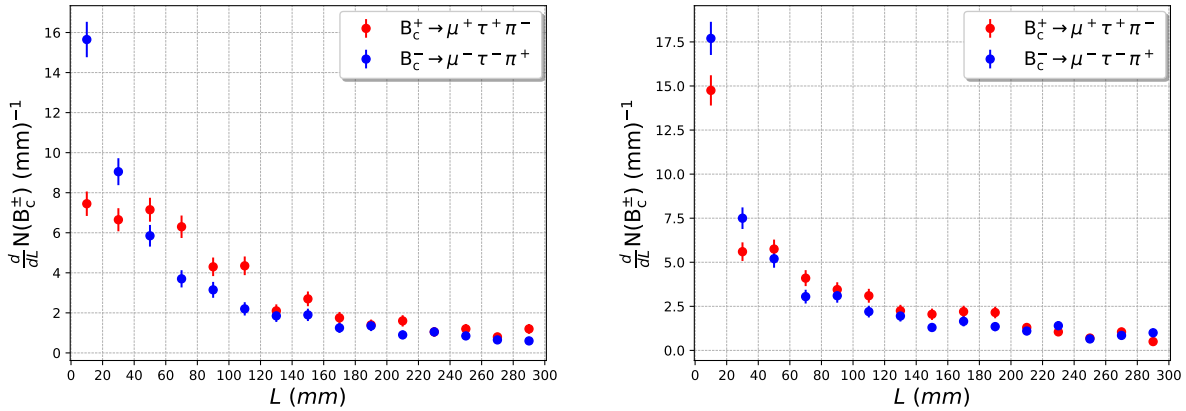


FIG. 11. Differential number of events dN/dL for 1000 samples. Left Panel: $M_N = 4.5$ GeV, $Y = 5$, $|B_{\ell N}|^2 = 10^{-5}$ and $\theta_{LV} = \pi/2$. Right Panel: $M_N = 4.5$ GeV, $Y = 5$, $|B_{\ell N}|^2 = 10^{-5}$ and $\theta_{LV} = \pi/4$. Here the bin width is $\Delta L = 20$ mm, in addition, it was considered that $\gamma_{B_c^\pm}$ are distributed according Fig. 4.

V. SUMMARY

In this work we have studied the decay of HN's and their modulation in rare B_c meson decays at the HL-LHCb conditions. Here we have found that the modulation produced by the HNO's could be observed if 1000 HN events are detected, this number is consistent with the expected number of HN decays at HL-LHCb.

VI. ACKNOWLEDGMENTS

The work of J.Z-S. and M.V-B. was funded by ANID-Millennium Science Initiative Program - ICN2019_044. The work of S.T. acknowledges support from the Department of Energy, Office of Science, Nuclear Physics, under Grant DE-FG0292ER40962.

-
- [1] Y. Fukuda *et al.* (Super-Kamiokande), Phys. Rev. Lett. **81**, 1562 (1998), arXiv:hep-ex/9807003 [hep-ex].
 - [2] K. Eguchi *et al.* (KamLAND), Phys. Rev. Lett. **90**, 021802 (2003), arXiv:hep-ex/0212021 [hep-ex].
 - [3] R. N. Mohapatra *et al.*, Rept. Prog. Phys. **70**, 1757 (2007), arXiv:hep-ph/0510213 [hep-ph].
 - [4] R. N. Mohapatra and A. Y. Smirnov, *Elementary particle physics. Proceedings, Corfu Summer Institute, CORFU2005, Corfu, Greece, September 4-26, 2005*, Ann. Rev. Nucl. Part. Sci. **56**, 569 (2006), arXiv:hep-ph/0603118 [hep-ph].
 - [5] S. Weinberg, Phys.Rev.Lett. **43**, 1566 (1979).
 - [6] C. Dib, V. Gribov, S. Kovalenko, and I. Schmidt, Phys. Lett. **B493**, 82 (2000), arXiv:hep-ph/0006277 [hep-ph].
 - [7] G. Cvetič, C. Dib, and C. S. Kim, JHEP **06**, 149 (2012), arXiv:1203.0573 [hep-ph].
 - [8] G. Cvetič, C. Kim, and J. Zamora-Saa, J.Phys. **G41**, 075004 (2014), arXiv:1311.7554 [hep-ph].
 - [9] G. Cvetič, C. Kim, and J. Zamora-Saa, Phys.Rev. **D89**, 093012 (2014), arXiv:1403.2555 [hep-ph].
 - [10] G. Cvetič, C. Dib, C. S. Kim, and J. Zamora-Saa, Symmetry **7**, 726 (2015), arXiv:1503.01358 [hep-ph].

- [11] G. Cvetič, C. S. Kim, R. Kogerler, and J. Zamora-Saa, *Phys. Rev.* **D92**, 013015 (2015), arXiv:1505.04749 [hep-ph].
- [12] C. O. Dib, M. Campos, and C. Kim, *JHEP* **1502**, 108 (2015), arXiv:1403.8009 [hep-ph].
- [13] G. Moreno and J. Zamora-Saa, *Phys. Rev.* **D94**, 093005 (2016), arXiv:1606.08820 [hep-ph].
- [14] D. Milanes and N. Quintero, *Phys. Rev.* **D98**, 096004 (2018), arXiv:1808.06017 [hep-ph].
- [15] J. Mejia-Guisao, D. Milanes, N. Quintero, and J. D. Ruiz-Alvarez, *Phys. Rev.* **D97**, 075018 (2018), arXiv:1708.01516 [hep-ph].
- [16] G. Cvetič, C. S. Kim, S. Mendizabal, and J. Zamora-Saa, *Eur. Phys. J. C* **80**, 1052 (2020), arXiv:2007.04115 [hep-ph].
- [17] A. Das, S. Jana, S. Mandal, and S. Nandi, *Phys. Rev.* **D99**, 055030 (2019), arXiv:1811.04291 [hep-ph].
- [18] A. Das and N. Okada, (2017), arXiv:1702.04668 [hep-ph].
- [19] A. Das and N. Okada, *Phys. Rev.* **D88**, 113001 (2013), arXiv:1207.3734 [hep-ph].
- [20] S. Antusch, E. Cazzato, and O. Fischer, *Mod. Phys. Lett.* **A34**, 1950061 (2019), arXiv:1709.03797 [hep-ph].
- [21] A. Das, Y. Gao, and T. Kamon, *Eur. Phys. J.* **C79**, 424 (2019), arXiv:1704.00881 [hep-ph].
- [22] A. Das, P. S. B. Dev, and C. S. Kim, *Phys. Rev.* **D95**, 115013 (2017), arXiv:1704.00880 [hep-ph].
- [23] S. Chakraborty, M. Mitra, and S. Shil, (2018), arXiv:1810.08970 [hep-ph].
- [24] G. Cvetič and C. S. Kim, (2019), arXiv:1904.12858 [hep-ph].
- [25] S. Antusch, E. Cazzato, and O. Fischer, *Int. J. Mod. Phys.* **A32**, 1750078 (2017), arXiv:1612.02728 [hep-ph].
- [26] G. Cottin, J. C. Helo, and M. Hirsch, *Phys. Rev.* **D98**, 035012 (2018), arXiv:1806.05191 [hep-ph].
- [27] L. Duarte, G. Zapata, and O. A. Sampayo, *Eur. Phys. J.* **C79**, 240 (2019), arXiv:1812.01154 [hep-ph].
- [28] M. Drewes and J. Hajer, (2019), arXiv:1903.06100 [hep-ph].
- [29] P. S. Bhupal Dev, R. N. Mohapatra, and Y. Zhang, (2019), arXiv:1904.04787 [hep-ph].
- [30] G. Cvetič, A. Das, and J. Zamora-Saá, *J. Phys.* **G46**, 075002 (2019), arXiv:1805.00070 [hep-ph].
- [31] G. Cvetič, A. Das, S. Tapia, and J. Zamora-Saá, (2019), arXiv:1905.03097 [hep-ph].

- [32] A. Das, *Adv. High Energy Phys.* **2018**, 9785318 (2018), arXiv:1803.10940 [hep-ph].
- [33] A. Das, P. Konar, and S. Majhi, *JHEP* **06**, 019 (2016), arXiv:1604.00608 [hep-ph].
- [34] A. Das, P. S. B. Dev, and R. N. Mohapatra, *Phys. Rev.* **D97**, 015018 (2018), arXiv:1709.06553 [hep-ph].
- [35] J. Zamora-Saa, *JHEP* **05**, 110 (2017), arXiv:1612.07656 [hep-ph].
- [36] S. Tapia and J. Zamora-Saá, *Nucl. Phys. B* **952**, 114936 (2020), arXiv:1906.09470 [hep-ph].
- [37] C. S. Kim, G. López Castro, and D. Sahoo, *Phys. Rev.* **D96**, 075016 (2017), arXiv:1708.00802 [hep-ph].
- [38] C. O. Dib, J. C. Helo, M. Nayak, N. A. Neill, A. Soffer, and J. Zamora-Saa, (2019), arXiv:1908.09719 [hep-ph].
- [39] T. Asaka, S. Blanchet, and M. Shaposhnikov, *Phys.Lett.* **B631**, 151 (2005), arXiv:hep-ph/0503065 [hep-ph].
- [40] T. Asaka and M. Shaposhnikov, *Phys.Lett.* **B620**, 17 (2005), arXiv:hep-ph/0505013 [hep-ph].
- [41] E. K. Akhmedov, V. A. Rubakov, and A. Y. Smirnov, *Phys. Rev. Lett.* **81**, 1359 (1998), arXiv:hep-ph/9803255.
- [42] R. Aaij *et al.* (LHCb), (2021), arXiv:2104.04421 [hep-ex].
- [43] R. Aaij *et al.* (LHCb), *JHEP* **03**, 075 (2021), arXiv:2012.05319 [hep-ex].
- [44] A. Atre, T. Han, S. Pascoli, and B. Zhang, *JHEP* **0905**, 030 (2009), arXiv:0901.3589 [hep-ph].
- [45] J. Alwall, R. Frederix, S. Frixione, V. Hirschi, F. Maltoni, O. Mattelaer, H. S. Shao, T. Stelzer, P. Torrielli, and M. Zaro, *JHEP* **07**, 079 (2014), arXiv:1405.0301 [hep-ph].
- [46] T. Sjostrand, S. Mrenna, and P. Z. Skands, *Comput. Phys. Commun.* **178**, 852 (2008), arXiv:0710.3820 [hep-ph].
- [47] J. de Favereau, C. Delaere, P. Demin, A. Giammanco, V. Lemaître, A. Mertens, and M. Selvaggi (DELPHES 3), *JHEP* **02**, 057 (2014), arXiv:1307.6346 [hep-ex].
- [48] R. Aaij *et al.* (LHCb), (2016), arXiv:1808.08865 [hep-ex].
- [49] R. Aaij *et al.* (LHCb), *JHEP* **12**, 026 (2017), arXiv:1710.04921 [hep-ex].
- [50] A. V. Berezhnoy, V. V. Kiselev, A. K. Likhoded, and A. I. Onishchenko, *Phys. Atom. Nucl.* **60**, 1729 (1997), arXiv:hep-ph/9703341.