

# Superconductivity in infinite-layer $\text{Pr}_{0.8}\text{Sr}_{0.2}\text{NiO}_2$ films on different substrates

Xiaolin Ren<sup>1,2</sup>, Qiang Gao<sup>1</sup>, Yuchen Zhao<sup>1,2</sup>, Hailan Luo<sup>1,2</sup>, Xingjiang Zhou<sup>1,2,3,4,\*</sup>, and Zhihai Zhu<sup>1,2,\*</sup>

<sup>1</sup>*National Lab for Superconductivity,*

*Beijing National laboratory for Condensed Matter Physics,  
Institute of Physics, Chinese Academy of Sciences, Beijing 100190, China*

<sup>2</sup>*School of Physical Sciences, University of Chinese  
Academy of Sciences, Beijing 100049, China*

<sup>3</sup>*Beijing Academy of Quantum Information Sciences, Beijing 100193, China*

<sup>4</sup>*Songshan Lake Materials Laboratory, Dongguan 523808, China*

*\*To whom correspondence should be addressed.*

*Emails :XJZhou@iphy.ac.cn, zzh@iphy.ac.cn*

(Dated: September 14, 2021)

The recent discovery of superconductivity in infinite-layer nickelates has motivated tremendous efforts to study these materials that are analogous to cuprates. However, superconductivity in infinite-layer nickelates has been realized only in thin films grown on SrTiO<sub>3</sub> substrates, thus raising the question whether it is interface-induced and the query into the role of SrTiO<sub>3</sub> substrate. Here, we report the observation of superconductivity in Pr<sub>0.8</sub>Sr<sub>0.2</sub>NiO<sub>2</sub> films prepared at almost the same conditions except they are grown on different substrates (LaAlO<sub>3</sub>)<sub>0.3</sub>(Sr<sub>2</sub>AlTaO<sub>6</sub>)<sub>0.7</sub> (LSAT) and SrTiO<sub>3</sub> with the corresponding onset of superconductivity maximized at 15 K and 9K, respectively. Our results not only suggest that the superconductivity in infinite-layer nickelates is unlikely an interface-induced phenomenon and that the SrTiO<sub>3</sub> substrate is not a necessary for the emergence of superconductivity, but also indicate that the compressive strain can possibly increase T<sub>c</sub> of Pr<sub>0.8</sub>Sr<sub>0.2</sub>NiO<sub>2</sub>.

The recently discovered superconducting nickelates are of particular interest in that they are analogous to cuprates [1], and a comparative study of these two material systems may bring in new insight into the physics of high-T<sub>c</sub> superconductivity. A variety of theoretical studies have been carried out to investigate the superconductivity of Nd<sub>0.8</sub>Sr<sub>0.2</sub>NiO<sub>2</sub> [2–41], which has been extended to other sister compounds (Pr, La)<sub>1-x</sub>Sr<sub>x</sub>NiO<sub>2</sub> with various rare-earth elements[42–45]. Compared with the new ‘gold-rush’ for the dawn of nickel age of superconductivity on the theory side, the experimental studies were relatively limited partly owing to the challenges on the sample synthesis. For the infinite-layer nickelates, superconductivity has been achieved only in thin films deposited on SrTiO<sub>3</sub> substrates [1, 42–53], and has yet to be observed in bulk samples to date [54, 55]. This therefore raises the question whether superconductivity in the infinite-layer nickelates is an interface-induced phenomenon such as that in the LaAlO<sub>3</sub>/SrTiO<sub>3</sub> heterostructure[56] , and the query into the role of the SrTiO<sub>3</sub> substrate. These questions can be readily addressed by synthesizing a superconducting infinite-layer nickelate film using a different substrate rather than SrTiO<sub>3</sub>. Besides, an advantage of a film over bulk sample lies in that a specific phase can be manipulated via epitaxial strain by using lattice mismatched substrates with various crystal orientations[57, 58]. In a previous study of superconducting Pr<sub>0.8</sub>Sr<sub>0.2</sub>NiO<sub>2</sub> films, the SrTiO<sub>3</sub> substrate is believed to impart compressive in-plane strain for the films[42], which may play an important role in the emergence of superconductivity in the films considering

the absence of superconductivity in the bulk samples. In this context, a substrate with a smaller lattice constant than that of SrTiO<sub>3</sub> would achieve a larger in-plane compressive strain, which may substantially affect T<sub>c</sub>. In this study, we report the successful synthesis of superconducting Pr<sub>0.8</sub>Sr<sub>0.2</sub>NiO<sub>2</sub> films using both LSAT and SrTiO<sub>3</sub> substrates, and thus allowing a comparative study of the role played by the substrates on superconductivity in Pr<sub>0.8</sub>Sr<sub>0.2</sub>NiO<sub>2</sub> films.

The perovskite precursor Pr<sub>0.8</sub>Sr<sub>0.2</sub>NiO<sub>3</sub> films were prepared by using pulsed laser deposition (PLD). The corresponding infinite-layer phase was acquired by soft-chemistry reduction method. The thickness and out-of-plane x-ray diffraction (XRD) pattern of the prepared films were examined using a SmartLab x-ray diffractometer. The superconducting transition temperature was confirmed by transport measurements using a Quantum Design Physical Property Measurement System (PPMS) with a standard four-probe configuration. The Pr<sub>0.8</sub>Sr<sub>0.2</sub>NiO<sub>3</sub> films were grown on both (001)-oriented SrTiO<sub>3</sub> and LSAT substrates by PLD using 248-nm KrF excimer laser (COMPex 201, Coherent). Substrates were pre-annealed at 900 °C with an oxygen partial pressure of  $1 \times 10^{-5}$  Torr. During growth, the substrate temperature was kept at 600 °C under an oxygen partial pressure of 150 mTorr. After deposition, the films were cooled to room temperature at a rate of 5 °C per minute in the same oxygen partial pressure. The pulse energy of the laser was set to 640 mJ and the laser frequency was set to 4Hz for both cases. The laser target contained a stoichiometric mixture of SrCO<sub>3</sub> (Alfa Aesar, 99.99%), Pr<sub>2</sub>O<sub>3</sub> (Alfa Aesar, 99.99%), and NiO (Sigma Aldrich-Chemie GmbH, 99.995%) prepared by a solid-state reaction in the air at 1100 °C for 24 hours. The resulting polycrystalline materials was pressed into a pellet and sintered for 24 hours at 1200 °C in the air. The heating and cooling rate of sintering were kept at 3 °C/min[50].

Using the CaH<sub>2</sub>-assisted soft-chemistry reduction procedure, we have successfully obtained infinite-layer Pr<sub>0.8</sub>Sr<sub>0.2</sub>NiO<sub>2</sub> films on both SrTiO<sub>3</sub> and LSAT substrates. Fig.1 (a) and (b) plot the out-of-plane XRD pattern for a typical precursor film on SrTiO<sub>3</sub> and LSAT substrate, respectively. Both films show clear out-of-plane (001) and (002) peaks as well as thickness fringes, identifying the perovskite Pr<sub>0.8</sub>Sr<sub>0.2</sub>NiO<sub>3</sub> phase, though the peaks from the film on SrTiO<sub>3</sub> substrate are a little stronger than those from the film on LSAT substrate. As shown in Fig.1(a) and (b), the  $2\theta$  of the (002) reflections are 48.22 ° and 48.10 ° for the Pr<sub>0.8</sub>Sr<sub>0.2</sub>NiO<sub>3</sub> films grown on the SrTiO<sub>3</sub> and LSAT substrates, respectively. The shift of

$2\theta$  toward a lower angle for the film on LSAT compared to that on SrTiO<sub>3</sub> indicates the expansion of the lattice constant along the (00*L*) direction, which can be understood in terms of the lattice strain. The in-plane compressive strain applied by the LSAT is expected to be larger than that imparted by the SrTiO<sub>3</sub> because LSAT has a smaller lattice constant (3.869Å) than that of SrTiO<sub>3</sub>(3.905Å). Since two films have nearly equal thickness of ~8nm determined by the x-ray reflectivity (XRR) measurements, we expect that the larger in-plane compressive strain from the LSAT would result in a larger expansion of the film lattice along (00*L*) direction. After soft-chemical reduction, the Pr<sub>0.8</sub>Sr<sub>0.2</sub>NiO<sub>3</sub> films are reduced to the infinite-layer ones. The out-of-plane XRD patterns shown in Fig.1 (c) and (d) correspond to the Pr<sub>0.8</sub>Sr<sub>0.2</sub>NiO<sub>2</sub> films grown on SrTiO<sub>3</sub> and LSAT, respectively. The (002) peaks locate at 54.27° and 54.19° for the Pr<sub>0.8</sub>Sr<sub>0.2</sub>NiO<sub>2</sub> film on SrTiO<sub>3</sub> and LSAT, respectively. The shift of  $2\theta$  toward a lower angle for the Pr<sub>0.8</sub>Sr<sub>0.2</sub>NiO<sub>2</sub> film grown on LSAT again implies that the LSAT substrate applies a larger in-plane compressive strain to the Pr<sub>0.8</sub>Sr<sub>0.2</sub>NiO<sub>2</sub> film than the SrTiO<sub>3</sub> substrate.

We plot in Fig.2 (a) the temperature dependent resistivity from a typical film of Pr<sub>0.8</sub>Sr<sub>0.2</sub>NiO<sub>2</sub> grown on LSAT substrate. The film displays an abrupt decrease of resistivity below 15 K, which we attribute to the onset of superconductivity. To further justify the assignment of the sudden drop of the resistivity below  $T_{onset} = 15\text{K}$  to the superconducting transition, we show in Fig. 2(b) the temperature dependent magnetoresistance in a magnetic field, up to 9.0-tesla, applied perpendicular to the ab-plane of the film. In the normal state, the film displays negligible variation, whereas below the superconducting transition the superconductivity is suppressed significantly with increasing magnetic field. In Fig. 2(a), the upturn of the resistivity just before the superconducting transition reflects charge localization. This upturn could be suppressed by improving the film quality to provide a better current path of a proper phase. Nevertheless, we conclude that we have achieved superconductivity with  $T_{onset} = 15\text{K}$  in Pr<sub>0.8</sub>Sr<sub>0.2</sub>NiO<sub>2</sub> films grown on LSAT substrates. This finding implies that the superconductivity in infinite-layer nickelates is unlikely interface-induced, and that the SrTiO<sub>3</sub> substrate is not a necessary for the emergence of superconductivity.

Fig. 3(a) plots temperature dependent resistivity of a typical Pr<sub>0.8</sub>Sr<sub>0.2</sub>NiO<sub>2</sub> film on SrTiO<sub>3</sub> substrate. The film also displays a sudden decrease of resistivity, characteristic of the superconducting transition with  $T_{onset} = 9\text{K}$ , which is lower than that  $T_{onset} = 15\text{K}$  for the film grown on LSAT substrate as shown in the inset of Fig. 3(a). The temperature dependent

magnetic-field response in Fig. 3 (b) exhibits similar magnetic field response to that of the film grown on LSAT substrate, which corroborates that the decrease of the resistivity originates from superconductivity. The resistive upturn just before the superconducting transition is less apparent than that of the film on LSAT substrate, implying the films on SrTiO<sub>3</sub> may have better quality. Nevertheless, the film on LSAT substrate has a higher  $T_{onset}$  than the film grown on SrTiO<sub>3</sub> substrate. The  $T_c$  of Pr<sub>0.8</sub>Sr<sub>0.2</sub>NiO<sub>2</sub> films grown on SrTiO<sub>3</sub> studied by Osada et al. lies between 7K and 12K depending on the film thickness. The  $T_c \sim 9$ K in our study for the films with thickness of  $\sim 8$ nm is consistent with their observations. Since the Pr<sub>0.8</sub>Sr<sub>0.2</sub>NiO<sub>2</sub> films with equal thickness of  $\sim 8$ nm were prepared at almost the same conditions except they are grown on two different substrates SrTiO<sub>3</sub> and LSAT, this apparent increase of  $T_c$  from 9K to 15K probably stems from the increase of the in-plane compressive strain.

In summary, we have achieved superconductivity in infinite-layer Pr<sub>0.8</sub>Sr<sub>0.2</sub>NiO<sub>2</sub> films using both LSAT and SrTiO<sub>3</sub> substrates, thus managed to carry out a comparative study on the role of the substrates played on superconductivity of Pr<sub>0.8</sub>Sr<sub>0.2</sub>NiO<sub>2</sub> films. Our experiment suggests that the emergence of superconductivity in the infinite-layer nickelates is unlikely interface-induced. Besides, the compressive strain could account for the increase of  $T_c$  of Pr<sub>0.8</sub>Sr<sub>0.2</sub>NiO<sub>2</sub> from 9K to 15K, a significant amount. This also leads to new questions such as if the  $T_c$  of infinite-layer nickelates can be further enhanced by applying stronger compressive strain, which can be realized by either using a substrate with a smaller in-plane lattice constant or the diamond anvil cell (DAC) for high pressure research? What is the impact of the strain on the electronic structures, which may offer clues to reveal the additional interaction channels that arise from the strain and contribute to the increase of  $T_c$ ?

### Acknowledgement

This work was supported in part by the National Natural Science Foundation of China (Grant No. 12074411) and (Grant No. 11888101), the National Key Research and Development Program of China (Grant No. 2016YFA0300300 and 2017YFA0302900), the Strategic Priority Research Program (B) of the Chinese Academy of Sciences (Grant No. XDB25000000) and the Research Program of Beijing Academy of Quantum Information Sciences (Grant No. Y18G06).

- 
- [1] D. F. Li, K. Lee, B. Y. Wang, M. Osada, S. Crossley, H. R. Lee, Y. Cui, Y. Hikita, and H. Y. Hwang. Superconductivity in an infinite-layer nickelate. *Nature*, 572(7771):624–+, 2019.
- [2] A. S. Botana and M. R. Norman. Similarities and Differences between  $\text{LaNiO}_2$  and  $\text{CaCuO}_2$  and Implications for Superconductivity. *Physical Review X*, 10(1):6, 2020.
- [3] J. E. Hirsch and F. Marsiglio. Hole superconductivity in infinite-layer nickelates. *Physica C-Superconductivity and Its Applications*, 566:3, 2019.
- [4] P. H. Jiang, L. Si, Z. L. Liao, and Z. C. Zhong. Electronic structure of rare-earth infinite-layer  $\text{RNiO}_2$  ( $\text{R} = \text{La}, \text{Nd}$ ). *Physical Review B*, 100(20):5, 2019.
- [5] Y. Nomura, M. Hirayama, T. Tadano, Y. Yoshimoto, K. Nakamura, and R. Arita. Formation of a two-dimensional single-component correlated electron system and band engineering in the nickelate superconductor  $\text{NdNiO}_2$ . *Physical Review B*, 100(20):11, 2019.
- [6] G. M. Zhang, Y. F. Yang, and F. C. Zhang. Self-doped Mott insulator for parent compounds of nickelate superconductors. *Physical Review B*, 101(2):5, 2020.
- [7] P. Adhikary, S. Bandyopadhyay, T. Das, I. Dasgupta, and T. Saha-Dasgupta. Orbital-selective superconductivity in a two-band model of infinite-layer nickelates. *Physical Review B*, 102(10):5, 2020.
- [8] J. Karp, A. S. Botana, M. R. Norman, H. Park, M. Zingl, and A. Millis. Many-Body Electronic Structure of  $\text{NdNiO}_2$  and  $\text{CaCuO}_2$ . *Physical Review X*, 10(2):11, 2020.
- [9] S. Bandyopadhyay, P. Adhikary, T. Das, I. Dasgupta, and T. Saha-Dasgupta. Superconductivity in infinite-layer nickelates: Role of f orbitals. *Physical Review B*, 102(22):6, 2020.
- [10] J. Chang, J. Z. Zhao, and Y. Ding. Hund-Heisenberg model in superconducting infinite-layer nickelates. *European Physical Journal B*, 93(12):7, 2020.
- [11] M. Y. Choi, K. W. Lee, and W. E. Pickett. Role of 4f states in infinite-layer  $\text{NdNiO}_2$ . *Physical Review B*, 101(2):7, 2020.
- [12] B. Geisler and R. Pentcheva. Fundamental difference in the electronic reconstruction of infinite-layer versus perovskite neodymium nickelate films on  $\text{SrTiO}_2(001)$ . *Physical Review B*, 102(2):6, 2020.
- [13] Yuhao Gu, Sichen Zhu, Jiangping Hu, and Hanghui Chen. Hybridization and correlation effects in the electronic structure of infinite-layer nickelates. *Bulletin of the American Physical*

- Society*, 65, 2020.
- [14] Y. H. Gu, S. C. Zhu, X. X. Wang, J. P. Hu, and H. H. Chen. A substantial hybridization between correlated Ni-d orbital and itinerant electrons in infinite-layer nickelates. *Communications Physics*, 3(1):9, 2020.
- [15] R. He, P. H. Jiang, Y. Lu, Y. D. Song, M. X. Chen, M. L. Jin, L. L. Shui, and Z. C. Zhong. Polarity-induced electronic and atomic reconstruction at NdNiO<sub>2</sub>/SrTiO<sub>2</sub> interfaces. *Physical Review B*, 102(3):7, 2020.
- [16] C. Ji, G. Wu, S. W. Yang, and X. P. Yang. Completely polarized e(g) orbitals realized in d(7)-Ni<sup>3+</sup> based heterointerface. *Physical Review Materials*, 4(12):7, 2020.
- [17] M. Jiang, M. Berciu, and G. A. Sawatzky. Critical Nature of the Ni Spin State in Doped NdNiO<sub>2</sub>. *Physical Review Letters*, 124(20):5, 2020.
- [18] J. Kapteghian and A. S. Botana. Electronic structure and magnetism in infinite-layer nickelates RNiO<sub>2</sub> (R = La-Lu). *Physical Review B*, 102(20):14, 2020.
- [19] V. M. Katukuri, N. A. Bogdanov, O. Weser, J. van den Brink, and A. Alavi. Electronic correlations and magnetic interactions in infinite-layer NdNiO<sub>2</sub>. *Physical Review B*, 102(24):7, 2020.
- [20] J. Krishna, H. LaBollita, A. O. Fumega, V. Pardo, and A. S. Botana. Effects of Sr doping on the electronic and spin-state properties of infinite-layer nickelates: Nature of holes. *Physical Review B*, 102(22):7, 2020.
- [21] Zi-Jian Lang, Ruoshi Jiang, and Wei Ku. Where do the doped hole carriers reside in the new superconducting nickelates? *arXiv:2005.00022*, 2020.
- [22] Jiacheng Gao, Zhijun Wang, Chen Fang, and Hongming Weng. Electronic structures and topological properties in nickelates Ln<sub>n+1</sub>Ni<sub>n</sub>O<sub>2n+2</sub>. *arXiv:1909.04657*, 2019.
- [23] F. Lechermann. Multiorbital Processes Rule the Nd<sub>1-x</sub>Sr<sub>x</sub>NiO<sub>2</sub> Normal State. *Physical Review X*, 10(4):14, 2020.
- [24] F. Lechermann. Late transition metal oxides with infinite-layer structure: Nickelates versus cuprates. *Physical Review B*, 101(8):5, 2020.
- [25] I. Leonov, S. L. Skornyakov, and S. Y. Savrasov. Lifshitz transition and frustration of magnetic moments in infinite-layer NdNiO<sub>2</sub> upon hole doping. *Physical Review B*, 101(24):5, 2020.
- [26] Z. Liu, Z. Ren, W. Zhu, Z. F. Wang, and J. L. Yang. Electronic and magnetic structure of infinite-layer NdNiO<sub>2</sub>: trace of antiferromagnetic metal. *Npj Quantum Materials*, 5(1):8,

- 2020.
- [27] E. M. Nica, J. Krishna, R. Yu, Q. M. Si, A. S. Botana, and O. Erten. Theoretical investigation of superconductivity in trilayer square-planar nickelates. *Physical Review B*, 102(2):6, 2020.
  - [28] F. Petocchi, V. Christiansson, F. Nilsson, F. Aryasetiawan, and P. Werner. Normal State of  $\text{Nd}_{1-x}\text{Sr}_x\text{NiO}_2$  from Self-Consistent GW plus EDMFT. *Physical Review X*, 10(4):9, 2020.
  - [29] S. Ryee, H. Yoon, T. J. Kim, M. Y. Jeong, and M. J. Han. Induced magnetic two-dimensionality by hole doping in the superconducting infinite-layer nickelate  $\text{Nd}_{1-x}\text{Sr}_x\text{NiO}_2$ . *Physical Review B*, 101(6):5, 2020.
  - [30] H. Sakakibara, H. Usui, K. Suzuki, T. Kotani, H. Aoki, and K. Kuroki. Model Construction and a Possibility of Cupratelike Pairing in a New d(9) Nickelate Superconductor  $(\text{Nd,Sr})\text{NiO}_2$ . *Physical Review Letters*, 125(7):6, 2020.
  - [31] L. Si, W. Xiao, J. Kaufmann, J. M. Tomczak, Y. Lu, Z. C. Zhong, and K. Held. Topotactic Hydrogen in Nickelate Superconductors and Akin Infinite-Layer Oxides  $\text{ABO}(2)$ . *Physical Review Letters*, 124(16):8, 2020.
  - [32] Y. Wang, C. J. Kang, H. Miao, and G. Kotliar. Hund’s metal physics: From  $\text{SrNiO}_2$  to  $\text{LaNiO}_2$ . *Physical Review B*, 102(16):8, 2020.
  - [33] Z. Wang, G. M. Zhang, Y. F. Yang, and F. C. Zhang. Distinct pairing symmetries of superconductivity in infinite-layer nickelates. *Physical Review B*, 102(22):6, 2020.
  - [34] P. Werner and S. Hoshino. Nickelate superconductors: Multiorbital nature and spin freezing. *Physical Review B*, 101(4):5, 2020.
  - [35] X. X. Wu, D. Di Sante, T. Schwemmer, W. Hanke, H. Y. Hwang, S. Raghu, and R. Thomale. Robust  $\text{dx}^2\text{-y}^2$ -wave superconductivity of infinite-layer nickelates. *Physical Review B*, 101(6):5, 2020.
  - [36] Xianxin Wu, Kun Jiang, Domenico Di Sante, Werner Hanke, Jiangping Hu, and Ronny Thomale. Surface  $s$ -wave superconductivity for oxide-terminated infinite-layer nickelates. *arXiv:2008.06009*, 2020.
  - [37] Ruiqi Zhang, Christopher Lane, Bahadur Singh, Johannes Nokelainen, Bernardo Barbiellini, Robert S Markiewicz, Arun Bansil, and Jianwei Sun.  $f$ -electron and magnetic ordering effects in nickelates  $\text{LaNiO}_2$  and  $\text{NdNiO}_2$ : remarkable role of the cuprate-like  $3d_{x^2-y^2}$  band. *arXiv:2009.05816*, 2020.
  - [38] Y. Zhang, L. F. Lin, W. J. Hu, A. Moreo, S. Dong, and E. Dagotto. Similarities and differ-



- ences between nickelate and cuprate films grown on a SrTiO<sub>3</sub> substrate. *Physical Review B*, 102(19):10, 2020.
- [39] Michael Klett, Tilman Schwemmer, Sebastian Wolf, Xianxin Wu, David Riegler, Andreas Dittmaier, Domenico Di Sante, Gang Li, Werner Hanke, and Stephan Rachel. From high- $T_c$  to low- $T_c$ : Multi-orbital effects in transition metal oxides. *arXiv:2101.04689*, 2021.
- [40] Z. Liu, C. C. Xu, C. Cao, W. Zhu, Z. F. Wang, and J. L. Yang. Doping dependence of electronic structure of infinite-layer NdNiO<sub>2</sub>. *Physical Review B*, 103(4):10, 2021.
- [41] Xiangang Wan, Vsevolod Ivanov, Giacomo Resta, Ivan Leonov, and Sergey Y. Savrasov. Exchange interactions and sensitivity of the Ni two-hole spin state to Hund’s coupling in doped NdNiO<sub>2</sub>. *Physical Review B*, 103(7):075123, 2021.
- [42] M. Osada, B. Y. Wang, B. H. Goodge, K. Lee, H. Yoon, K. Sakuma, D. F. Li, M. Miura, L. F. Kourkoutis, and H. Y. Hwang. A Superconducting Praseodymium Nickelate with Infinite Layer Structure. *Nano Letters*, 20(8):5735–5740, 2020.
- [43] M. Osada, B. Y. Wang, K. Lee, D. F. Li, and H. Y. Hwang. Phase diagram of infinite layer praseodymium nickelate Pr<sub>1-x</sub>Sr<sub>x</sub>NiO<sub>2</sub> thin films. *Physical Review Materials*, 4(12):5, 2020.
- [44] Motoki Osada, Bai Yang Wang, Berit H Goodge, Shannon P Harvey, Kyuho Lee, Danfeng Li, Lena F Kourkoutis, and Harold Y Hwang. Nickelate superconductivity without rare-earth magnetism:(La, Sr) NiO<sub>2</sub>. *arXiv preprint arXiv:2105.13494*, 2021.
- [45] SW Zeng, CJ Li, LE Chow, Y Cao, ZT Zhang, CS Tang, XM Yin, ZS Lim, JX Hu, P Yang, and A. Ariando. Superconductivity in infinite-layer lanthanide nickelates. *arXiv preprint arXiv:2105.13492*, 2021.
- [46] D. F. Li, B. Y. Wang, K. Lee, S. P. Harvey, M. Osada, B. H. Goodge, L. F. Kourkoutis, and H. Y. Hwang. Superconducting Dome in Nd<sub>1-x</sub>Sr<sub>x</sub>NiO<sub>2</sub> Infinite Layer Films. *Physical Review Letters*, 125(2):6, 2020.
- [47] S. W. Zeng, C. S. Tang, X. M. Yin, C. J. Li, M. S. Li, Z. Huang, J. X. Hu, W. Liu, G. J. Omar, H. Jani, Z. S. Lim, K. Han, D. Y. Wan, P. Yang, S. J. Pennycook, A. T. S. Wee, and A. Ariando. Phase Diagram and Superconducting Dome of Infinite-Layer Nd<sub>1-x</sub>Sr<sub>x</sub>NiO<sub>2</sub> Thin Films. *Physical Review Letters*, 125(14):7, 2020.
- [48] Q. Q. Gu, Y. Y. Li, S. Y. Wan, H. Z. Li, W. Guo, H. Yang, Q. Li, X. Y. Zhu, X. Q. Pan, Y. F. Nie, and H. H. Wen. Single particle tunneling spectrum of superconducting Nd<sub>1-x</sub>Sr<sub>x</sub>NiO<sub>2</sub> thin films. *Nature Communications*, 11(1):7, 2020.

- [49] K. Lee, B. H. Goodge, D. F. Li, M. Osada, B. Y. Wang, Y. Cui, L. F. Kourkoutis, and H. Y. Hwang. Aspects of the synthesis of thin film superconducting infinite-layer nickelates. *Appl Materials*, 8(4):11, 2020.
- [50] Qiang Gao, Yuchen Zhao, Xing-Jiang Zhou, and Zhihai Zhu. Preparation of Superconducting Thin Films of Infinite-Layer Nickelate  $\text{Nd}_{0.8}\text{Sr}_{0.2}\text{NiO}_2$ . *Chinese Physics Letters*, 38(7):077401, July 2021.
- [51] SW Zeng, XM Yin, CJ Li, CS Tang, K Han, Z Huang, Y Cao, LE Chow, DY Wan, ZT Zhang, ZS Lim, CZ Diao, P Yang, A. T. S. Wee, S. J. Pennycook, and A. Ariando. Observation of perfect diamagnetism and interfacial effect on the electronic structures in  $\text{Nd}_{0.8}\text{Sr}_{0.2}\text{NiO}_2$  superconducting infinite layers. *arXiv preprint arXiv:2104.14195*, 2021.
- [52] Yueying Li, Wenjie Sun, Jiangfeng Yang, Xiangbin Cai, Wei Guo, Zhengbin Gu, Ye Zhu, and Yuefeng Nie. Impact of Cation Stoichiometry on the Crystalline Structure and Superconductivity in Nickelates. *arXiv preprint arXiv:2106.02485*, 2021.
- [53] Xiao-Rong Zhou, Ze-Xin Feng, Pei-Xin Qin, Han Yan, Xiao-Ning Wang, Pan Nie, Hao-Jiang Wu, Xin Zhang, Hong-Yu Chen, Zi-Ang Meng, Zeng-Wei Zhu, and Zhi-Qi Liu. Negligible oxygen vacancies, low critical current density, electric-field modulation, in-plane anisotropic and high-field transport of a superconducting  $\text{Nd}_{0.8}\text{Sr}_{0.2}\text{NiO}_2/\text{SrTiO}_3$  heterostructure. *Rare Metals*, 40(10):2847–2854, 2021.
- [54] Qing Li, Chengping He, Jin Si, Xiyu Zhu, Yue Zhang, and Hai-Hu Wen. Absence of superconductivity in bulk  $\text{Nd}_{1-x}\text{Sr}_x\text{NiO}_2$ . *Communications Materials*, 1(1), 2020.
- [55] B. X. Wang, H. Zheng, E. Krivyakina, O. Chmaissem, P. P. Lopes, J. W. Lynn, L. C. Gallington, Y. Ren, S. Rosenkranz, J. F. Mitchell, and D. Phelan. Synthesis and characterization of bulk  $\text{Nd}_{1-x}\text{Sr}_x\text{NiO}_2$  and  $\text{Nd}_{1-x}\text{Sr}_x\text{NiO}_3$ . *Physical Review Materials*, 4(8):9, 2020.
- [56] N. Reyren, S. Thiel, A. D. Caviglia, L. F. Kourkoutis, G. Hammerl, C. Richter, C. W. Schneider, T. Kopp, A.-S. Ruetschi, D. Jaccard, M. Gabay, D. A. Muller, J.-M. Triscone, and J. Mannhart. Superconducting Interfaces Between Insulating Oxides. *Science*, 317(5842):1196–1199, August 2007.
- [57] Masaki Uchida, Takuya Nomoto, Maki Musashi, Ryotaro Arita, and Masashi Kawasaki. Superconductivity in Uniquely Strained  $\text{RuO}_2$  Films. *Physical Review Letters*, 125(14):147001, September 2020.
- [58] J. P. Ruf, H. Paik, N. J. Schreiber, H. P. Nair, L. Miao, J. K. Kawasaki, J. N. Nelson, B. D.

Faeth, Y. Lee, B. H. Goodge, B. Pamuk, C. J. Fennie, L. F. Kourkoutis, D. G. Schlom, and K. M. Shen. Strain-stabilized superconductivity. *Nature Communications*, 12(1):59, December 2021.

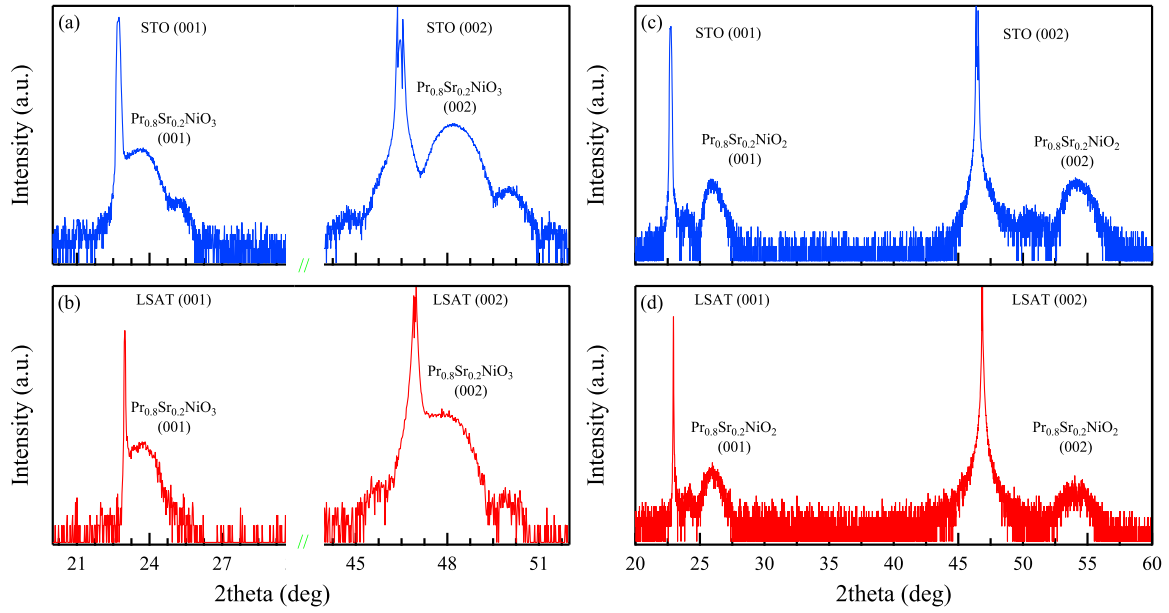


FIG. 1: X-ray diffraction pattern from a typical: (a) Pr<sub>0.8</sub>Sr<sub>0.2</sub>NiO<sub>3</sub> film on SrTiO<sub>3</sub>(001) substrate, (b) Pr<sub>0.8</sub>Sr<sub>0.2</sub>NiO<sub>3</sub> film on LSAT (001) substrate, (c) Pr<sub>0.8</sub>Sr<sub>0.2</sub>NiO<sub>2</sub> film on SrTiO<sub>3</sub>(001) substrate, (d) Pr<sub>0.8</sub>Sr<sub>0.2</sub>NiO<sub>2</sub> film on LSAT (001) substrate.

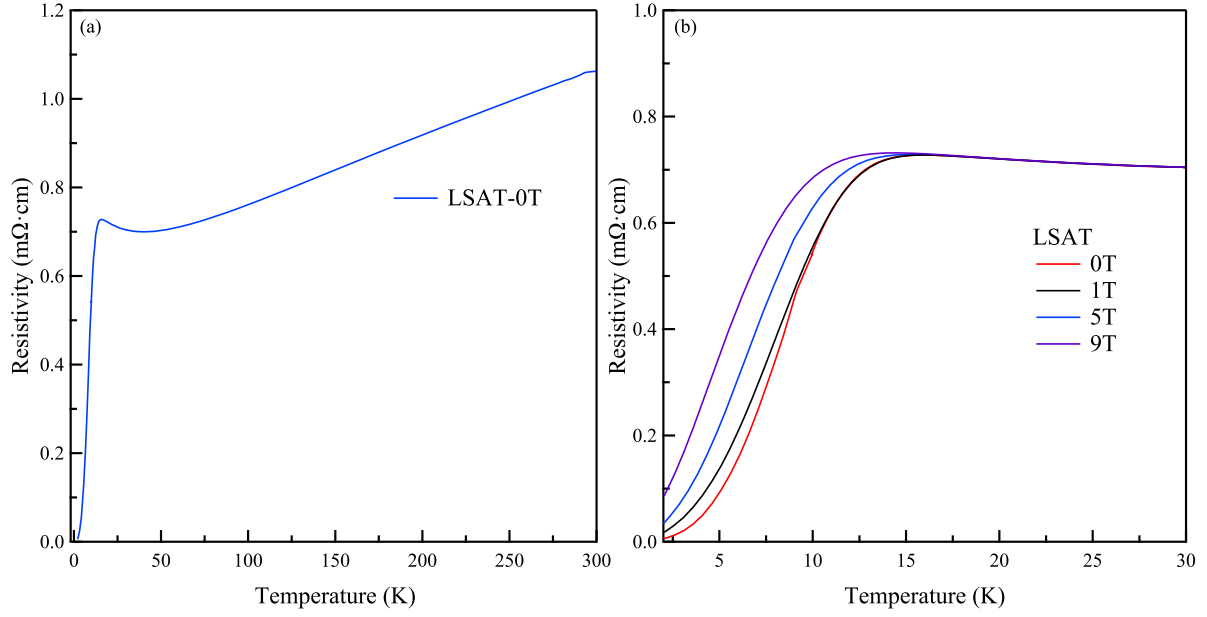


FIG. 2: **Transport properties and magnetic -field response of a typical superconducting  $\text{Pr}_{0.8}\text{Sr}_{0.2}\text{NiO}_2$  film on LSAT substrate.** (a) Temperature dependence of resistivity without magnetic field. (b) Resistivity as a function of temperature at a varying magnetic field perpendicular to the a-b plane .

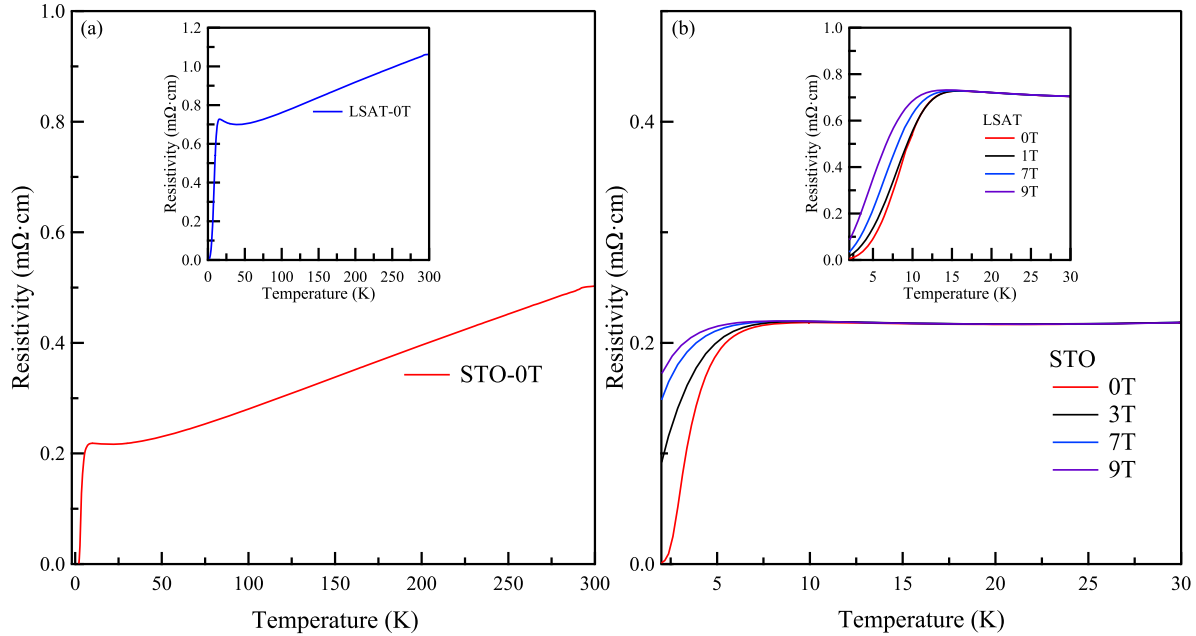


FIG. 3: A comparison of transport properties and magnetic-field response of  $\text{Pr}_{0.8}\text{Sr}_{0.2}\text{NiO}_2$  film between  $\text{SrTiO}_3$  and LSAT substrates. (a) Temperature-dependent resistivity of the  $\text{Pr}_{0.8}\text{Sr}_{0.2}\text{NiO}_2$  on  $\text{SrTiO}_3$  substrate; the inset is the data from Fig.2 (a). (b) magnetic-field response of superconducting  $\text{Pr}_{0.8}\text{Sr}_{0.2}\text{NiO}_2$  film on  $\text{SrTiO}_3$  substrate; the inset is the data from Fig.2 (b). The onset of superconducting transition at 9K for the film on  $\text{SrTiO}_3$  is smaller than that of the film at 15K on LSAT substrate.