

One-dimensional force-free numerical simulations of Alfvén waves around a spinning black string

SHINJI KOIDE,¹ SOUSUKE NODA,^{2,3,4} MASAOKI TAKAHASHI,⁵ AND YASUSADA NAMBU⁶

¹*Department of Physics, Kumamoto University, 2-39-1, Kurokami, Kumamoto, 860-8555, JAPAN*

²*National Institute of Technology, Miyakonojo College, Miyakonojo 885-8567, Japan*

³*Center for Gravitation and Cosmology, College of Physical Science and Technology, Yangzhou University, Yangzhou 225009, China*

⁴*School of Aeronautics and Astronautics, Shanghai Jiao Tong University, 200240 Shanghai, China*

⁵*Department of Physics and Astronomy, Aichi University of Education, Kariya, Aichi 448-8542, Japan*

⁶*Department of Physics, Graduate School of Science, Nagoya University, Chikusa, Nagoya 464-8602, Japan*

ABSTRACT

We performed one-dimensional force-free magnetodynamic numerical simulations of the propagation of Alfvén waves along magnetic field lines around a spinning black-hole-like object, the Banados–Teitelboim–Zanelli black string, to investigate the dynamic process of wave propagation and energy transport with Alfvén waves. We considered axisymmetric and stationary magnetosphere and perturbed the background magnetosphere to obtain the linear wave equation for the Alfvén wave mode. The numerical results show that the energy of Alfvén waves monotonically increases as the waves propagate outwardly along the rotating curved magnetic field line around the ergosphere, where energy seems not to be conserved, in the case of energy extraction from the black string by the Blandford–Znajek mechanism. The apparent breakdown of energy conservation suggests the existence of an additional wave induced by the Alfvén wave. Considering the additional fast magnetosonic wave induced by the Alfvén wave, the energy conservation is recovered. Similar relativistic phenomena, such as the amplification of Alfvén waves and induction of fast magnetosonic waves, are expected around a spinning black hole.

Keywords: black hole physics, magnetic fields, plasmas, general relativity, Alfvén waves, methods: numerical, galaxies: active, galaxies: nuclei

1. INTRODUCTION

High-energy phenomena, such as relativistic jets from active galactic nuclei and in gamma-ray bursts, are powered by the rotational energy of a spinning black hole as suggested by general relativistic magnetohydrodynamic (GRMHD) numerical simulations (Koide 2003; Komissarov 2005; Koide et al. 2006; Gammie et al. 2003; McKinney 2006, 2009;

Event Horizon Telescope Collaboration 2019; Porth et al. 2019; Mizuno et al. 2004; Nagataki 2009; Paschalidis et al. 2015; Ruiz et al. 2016; Kathirgamaraju et al. 2019). The GRMHD simulations have shown that the rotational energy of the black hole is extracted through a magnetic field, and the energy is transported outwardly as the propagating twist of the magnetic field lines. Mizuno et al. (2004) and Koide et al. (2006) reported the propagation of the field line twist as torsional Alfvén waves. Torsional Alfvén waves have also been investigated in solar coronal heating through analytical and numerical methods (Musielak 2007; Antolin et al. 2008). In the studies on the solar corona, the magnetic field lines of torsional Alfvén waves are helical, transverse, and incompressive. Therefore, the wave is a shear Alfvén wave or an Alfvén wave. On the other hand, torsional Alfvén waves with spiral magnetic field lines have not been investigated in solar physics because such spiral magnetic field lines are not related to coronal heating, solar flare, and other related phenomena in solar physics. Spiral torsional Alfvén waves were shown in the GRMHD numerical simulations for relativistic outflow formation with an initially radial magnetic field around a rapidly spinning black hole (Koide 2004; Komissarov 2004). Such spiral torsional Alfvén waves are compressive, and they are identified by fast magnetosonic waves (fast waves). When we consider the perturbative displacement of magnetic fields perpendicular to axisymmetric magnetic surfaces, the wave is incompressive, i.e., an Alfvén wave. Under the force-free condition, Noda et al. (2020) derived a linear equation of an Alfvén wave propagating along a magnetic field line around a Banados–Teitelboim–Zanelli (BTZ) black string. The BTZ spacetime is analogous to the spacetime at the equatorial plane of a spinning black hole, but its translation symmetry is along the rotating axis, and the horizon is cylindrical as shown in Fig. 1. Considering the perturbation of an electromagnetic field, a stationary solution is used as a background equilibrium around the central object. To obtain an equilibrium solution around a black hole, it is necessary to solve the general relativistic Grad–Shafranov (GS) equation (Blandford & Znajek 1977). For a field around a spinning black hole, there is no analytic global solution of the GS equation. For the BTZ black string, there is a global analytic solution of the equilibrium state; thus, we discuss the essence of phenomena in spacetime around a spinning black hole. Using the stationary scattering analytical method of the linear force-free equation, Noda et al. (2020) showed that Alfvén waves are reflected around static limit surfaces with a reflection rate greater than unity, indicating superradiance. The dynamic causal process of the waves cannot be clearly observed using stationary scattering methods. In this paper, we perform numerical simulations of the dynamic processes of Alfvén waves to investigate the details of energy transport due to the waves. We found an unexpected relativistic phenomenon of a wave that was induced by Alfvén waves.

To investigate the dynamic processes of the Alfvén wave and energy transport due to the wave, we performed force-free magnetodynamic (FFMD) simulations of Alfvén waves propagating along the rotating curved magnetic field lines around a spinning BTZ black string using the linear equation derived by Noda et al. (2020). The numerical results show that the energy of Alfvén waves increases monotonically as the wave propagates outwardly along a rotating curved magnetic field line, where the black string rotational energy is extracted by the Blandford–Znajek mechanism, especially around the ergosphere. The amplification of the Alfvén wave is based on the work of the torque from the background magnetic-field line. On the other hand, the reaction of the torque induces the azimuthally oscillating wave along the background magnetic-field line. The induced wave is identified by the fast wave. The total energy of the induced second-order fast wave and first-order Alfvén wave is conserved.

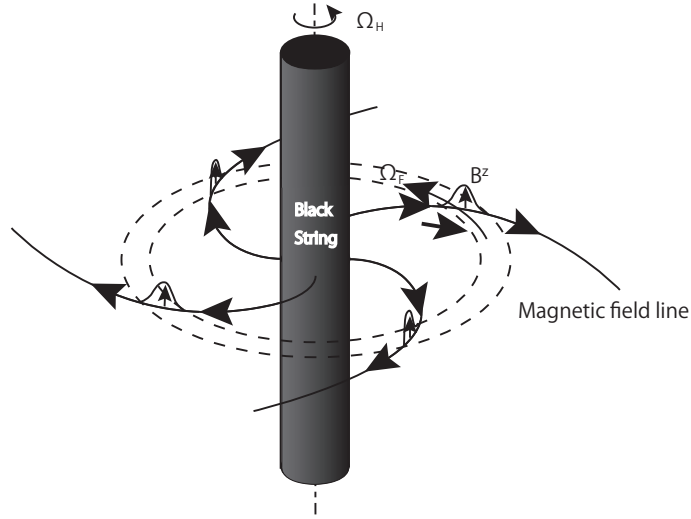


Figure 1. Schematic of Alfvén wave propagation along field lines of a force-free magnetic field around a spinning black string.

The amplitude of the induced fast wave is the second order of the perturbation of the Alfvén wave, and then, the fast wave, higher-order perturbation, does not influence the Alfvén wave.

In Section 2, we explain the theoretical background of Alfvén waves along the stationary background magnetic-field lines around a black string. In Section 3, we investigate the conservation law of energy and angular momentum due to the Alfvén wave and show an apparent breakdown of the force-free conditions with respect to the azimuthal component of the Lorentz force in the second-order perturbation and the energy conservation law of Alfvén waves. To recover the force-free condition, we observed that the second-order variable χ should be introduced, which expresses the fast wave. We further show the recovered conservation law of energy in the original coordinates of the BTZ spacetime with χ . In Section 4, we summarize the numerical methods. The numerical results are shown in Section 5. We summarize and discuss the results in Section 6. In this paper, we use the natural unit system, where the light speed and gravitation constant are unity (i.e., $c = 1$ and $G = 1$).

2. BACKGROUND MAGNETOSPHERE AND ALFVÉN WAVE

We investigate force-free Alfvén wave along background magnetic field around a spinning black string, of which line element is given by the following metric of the BTZ black string spacetime

$$ds^2 = g_{\mu\nu} dx^\mu dx^\nu = -\alpha^2 dt^2 + \gamma_{ij} (dx^i + \beta^i dt)(dx^j + \beta^j dt) = -\alpha^2 dt^2 + \frac{1}{\alpha^2} dr^2 + r^2 (d\varphi - \Omega dt)^2 + dz^2, \quad (1)$$

where Greek indices such as μ and ν run from 0 to 3, while Roman indices such as i and j run from 1 to 3, $\alpha^2 = \frac{1}{r^2 \ell^2} \left[r^4 - Mr^2 + \left(\frac{Ma}{2} \right)^2 \right]$, $\Omega = \frac{Ma}{2r^2 \ell}$, $\gamma = \det(\gamma_{ij}) = \left(\frac{r}{\alpha} \right)^2$, and $-g = \alpha^2 \gamma = r^2$ (Jacobseon & Rodriguez 2019). M is the mass line density of the black string and a is the spin parameter of the black string, whose line density of angular momentum is given as $J = aM\ell$. ℓ denotes the anti-deSitter curvature scale related to the negative cosmological constant as $\Lambda_3 = -1/\ell^2$. Through this paper, we set ℓ unity. The outer horizon of this spacetime is located at $r = r_H = [(1 + \sqrt{1 - a^2})M/2]^{1/2}$ where $\alpha(r_H) = 0$. Each constant- z slice of the spacetime is the (2+1)-dimension BTZ black string spacetime (Banados et al. 1992), and hence, the horizon geometry is cylindrical. The angular velocity at the horizon is given by

$$\Omega_H \equiv \Omega(r_H) = \frac{1}{\ell} \left(\frac{a}{1 + \sqrt{1 - a^2}} \right). \quad (2)$$

2.1. Background magnetosphere

When the electromagnetic field satisfies the force-free condition $J^\mu F_{\mu\nu} = 0$, the inhomogeneous Maxwell equation $\nabla_\mu F^{\mu\nu} = -J^\nu$ yields the description of the field by the Euler potentials ϕ_1 and ϕ_2 as:¹

$$F_{\mu\nu} = \partial_\mu \phi_1 \partial_\nu \phi_2 - \partial_\nu \phi_1 \partial_\mu \phi_2, \quad (3)$$

$${}^* F^{\mu\nu} = \frac{1}{2} \epsilon^{\mu\nu\rho\sigma} F_{\rho\sigma}, \quad (4)$$

where $\epsilon^{\mu\nu\rho\sigma}$ is the completely antisymmetric tensor and is determined by $\epsilon^{0123} = 1/\sqrt{-g}$ (Uchida 1997a,b). When we use Euler potential, one of the (homogeneous) Maxwell equation, $\nabla_\mu {}^* F^{\mu\nu} = 0$ is satisfied identically. The (inhomogeneous) Maxwell equation $\nabla_\lambda F^{\lambda\mu} = -J^\mu$ and force-free field $J^\mu F_{\mu\nu} = 0$ yield equations for ϕ_1 and ϕ_2 ,

$$\partial_\lambda \phi_i \partial_\nu [\sqrt{-g} W^{\lambda\alpha\nu\beta} \partial_\alpha \phi_1 \partial_\beta \phi_2] = 0 \quad (i = 1, 2), \quad (5)$$

where $W^{\lambda\alpha\nu\beta} = g^{\lambda\alpha} g^{\nu\beta} - g^{\lambda\beta} g^{\alpha\nu}$.

The 4-velocity of the normal observer frame $x^{\hat{\mu}}$ is given by

$$N^\lambda = \left(\frac{1}{\alpha}, -\frac{\beta^i}{\alpha} \right), N_\lambda = (-\alpha, 0, 0, 0), \quad (6)$$

where $\beta_i = g_{0i}$, $\beta^i = g^{ij} \beta_j$. The electromagnetic field is defined by

$$E^\lambda = F^{\lambda\nu} N_\nu = -\alpha F^{\lambda 0} = -\alpha (\partial^\lambda \phi_1 \partial^0 \phi_2 - \partial^0 \phi_1 \partial^\lambda \phi_2), \quad (7)$$

$$B^\lambda = {}^* F^{\lambda\nu} N_\nu = -\alpha {}^* F^{\lambda 0} = \frac{1}{\sqrt{\gamma}} \eta^{0\lambda\alpha\beta} \partial_\alpha \phi_1 \partial_\beta \phi_2. \quad (8)$$

¹ The sign of $\epsilon^{\mu\nu\rho\sigma}$ is opposite from that of Noda et al. (2020)

According to Eq. (5), the steady state solution of the force-free field around the black string is given by [Jacobseon & Rodriguez \(2019\)](#) as

$$\bar{\phi}_1 = - \int g_{zz} dz = -z, \quad \bar{\phi}_2 = \frac{I}{2\pi} \int \frac{dr}{r\alpha^2} + \varphi - \Omega_F t, \quad (9)$$

where I is a constant of total current and Ω_F is a constant of the angular velocity of the magnetic field line. Note that ϕ_1 corresponds to the stream function and contour of $\bar{\phi}_1$ expresses the steady magnetic surfaces. In the present case, $z = \text{const.}$ presents the steady magnetic surface. We have

$$\bar{E}^z = -\frac{1}{\alpha}(\Omega - \Omega_F), \quad \bar{B}^r = \frac{1}{\sqrt{\gamma}} = \frac{\alpha}{r}, \quad \bar{B}^\varphi = -\frac{I}{2\pi r^2 \alpha} = -\frac{1}{\sqrt{\gamma}} \frac{I}{2\pi r \alpha^2}, \quad (10)$$

$$\bar{E}^r = \bar{E}^\varphi = 0, \quad \bar{B}^z = 0. \quad (11)$$

The continuity of the scalar of the field $F^{\lambda\kappa} F_{\lambda\kappa}$ at the horizon yields the condition with respect the total current,

$$I = 2\pi r_H (\Omega_H - \Omega_F). \quad (12)$$

The corotating vector of the field line, $\xi_{(F)}^\nu \equiv \xi_{(t)}^\nu + \Omega_F \xi_{(\varphi)}^\nu$ is parallel to the 4-velocity of corotating observer with the magnetic field line. The norm of $\xi_{(F)}^\nu$ is

$$\Gamma = g_{\mu\nu} \xi_{(F)}^\mu \xi_{(F)}^\nu = -\alpha^2 + r^2 (\Omega - \Omega_F)^2 = -\gamma_F (r^2 - r_{\text{LS}}^2), \quad (13)$$

with $\gamma_F = 1 - \Omega_F^2$. The real root of $\Gamma = 0$ gives the location of the light surface uniquely, which is the causal boundary for Alfvén waves and we denote its location by $r = r_{\text{LS}} = \sqrt{(1 - a\Omega_F)/(1 - \Omega_F^2)}$.

To reduce the calculations to a simple form, following [Noda et al. \(2020\)](#), we utilize the coordinates (T, X, ρ, z) defined as

$$T = t + \int I_0 dX, \quad t = T - \int I_0 dX, \quad (14)$$

$$X = r, \quad r = X, \quad (15)$$

$$\rho = \varphi - \int I_1 dr - \Omega_F t, \quad \varphi = \rho + \int I_2 dX + \Omega_F T, \quad (16)$$

$$z = z, \quad z = z \quad (17)$$

where $I_0 = I' X \frac{\Omega - \Omega_F}{\alpha^2 \Gamma}$, $I' = \frac{I}{2\pi}$, $I_2 = \frac{I'}{X \alpha^2 \Gamma} (\alpha^2 - X^2 \Omega (\Omega - \Omega_F))$, $I_1 = I_2 + \Omega_F I_0 = -\frac{I'}{\alpha^2 X}$. In this coordinate system, X is the coordinate along the magnetic field line, then we call this coordinates system (T, X, ρ, z) ‘‘corotating magnetically natural frame’’ or simply ‘‘corotating natural frame’’. In this section, hereafter, we use the corotating natural coordinates. The metric tensor of the corotating natural frame is as follows:

$$g_{\mu\nu} = \begin{pmatrix} \Gamma & 0 & -X^2 W & 0 \\ 0 & Y & J & 0 \\ -X^2 W & J & X^2 & 0 \\ 0 & 0 & 0 & 1 \end{pmatrix}, \quad g^{\mu\nu} = \begin{pmatrix} -\frac{\gamma_N}{X^2} & JW & -YW & 0 \\ JW & \alpha^2 & \frac{I'}{X} & 0 \\ -YW & \frac{I'}{X} & -\frac{\Gamma Y}{X^2} & 0 \\ 0 & 0 & 0 & 1 \end{pmatrix}, \quad (18)$$

where $W = \Omega - \Omega_{\text{F}}$, $Y = \frac{1}{\alpha^2 \Gamma}(\Gamma - I'^2)$, $J = \frac{I'X}{\Gamma}$, and $\gamma_{\text{N}} \equiv \det(g_{ij}) = \frac{X^2}{\alpha^2 \Gamma^2}(\Gamma^2 - I'^2 X^2 W^2)$. We also have $\sqrt{-g} = X$ and the lapse function, $\alpha_{\text{N}}^2 = \frac{X}{\gamma_{\text{N}}}$ in the coordinates. In the corotating natural coordinates, the steady-state force-free solution given by Eq. (9) is described simply as

$$\bar{\phi}_1 = -z, \quad \bar{\phi}_2 = \rho. \quad (19)$$

2.2. Wave equation for Alfvén wave

In the background magnetosphere given by Eq. (19), we consider the propagation of the force-free waves. The infinitesimally small perturbation to the Euler potential $\phi_i \rightarrow \phi_i + \delta\phi_i$ is given by the displacement vector ζ^λ as $\delta\phi_i = \zeta^\lambda \partial_\lambda \phi_i$. We focus on the wave propagating on the magnetic surface given by $z = 0$ and oscillating perpendicularly to the magnetic surface: $\zeta^\lambda = (0, 0, 0, \zeta^z)$. Then, the perturbed Euler potentials are

$$\phi_1 = \bar{\phi}_1 + \delta\phi_1 = -z + \delta\phi_1, \quad \phi_2 = \bar{\phi}_2 = \rho, \quad (20)$$

because $\delta\phi_2 = \zeta^z \partial_z \phi_2 = \zeta^z \partial_z \rho = 0$. We assume the perturbation is translational invariant for z -direction,

$$\delta\phi_1 = \psi(T, X, \rho). \quad (21)$$

In the corotating coordinates, linearization of Eq. (5) with $i = 2$ yields

$$\partial_\lambda(\sqrt{-g}W^{\lambda\alpha\mu\beta}\partial_\alpha\psi\partial_\beta\bar{\phi}_2)\partial_\mu\bar{\phi}_1 + \partial_\lambda(\sqrt{-g}W^{\lambda\alpha\mu\beta}\partial_\alpha\bar{\phi}_1\partial_\beta\bar{\phi}_2)\partial_\mu\psi = 0, \quad (22)$$

and can be simplified as

$$\left(1 - \frac{I'^2}{\Gamma}\right)\partial_T^2\psi + \alpha^2 X \partial_X \left(\frac{\Gamma}{X}\partial_X\psi\right) = 0. \quad (23)$$

Eq. (23) is identified to the time evolution version of Eq. (16) in Noda et al. (2020). Note that Eq. (23) does not have a derivative term with respect to ρ . This means the perturbation $\delta\phi_1$ propagates independently on a two-dimensional sheet spanned by T and X , called a field sheet, which represents the time evolution of a magnetic field line. Therefore, we can identify ψ as the perturbation of an Alfvén wave. Furthermore, we can assume the perturbation of the field is axisymmetric, without loss of generality, $\psi(T, X, \rho) = \psi(T, X)$, i.e. ψ is axisymmetric. Introducing the dimensionless ‘‘tortoise’’ coordinate x as

$$\frac{dx}{dX} = \frac{X}{X^2 - X_{\text{LS}}^2} = \frac{-\gamma_{\text{F}}X}{\Gamma} \quad (-\infty < x < \infty), \quad (24)$$

where $X_{\text{LS}} = r_{\text{LS}}$, we have $x = \frac{1}{2}\log(X^2 - X_{\text{LS}}^2)$ and Eq. (23) reads

$$-\left[1 - \frac{I'^2}{\Gamma}\right]\frac{\partial^2\psi}{\partial T^2} + \alpha^2\gamma_{\text{F}}\frac{X^2}{X^2 - X_{\text{LS}}^2}\frac{\partial^2\psi}{\partial x^2} = 0. \quad (25)$$

If we use the variable

$$\lambda(x) = \frac{X^2 - X_{\text{LS}}^2 + I'^2/\gamma_{\text{F}}}{\gamma_{\text{F}}\alpha^2 X^2} = \frac{I'^2 - \Gamma}{\gamma_{\text{F}}^2\alpha^2 X^2} = \frac{I'^2 + \alpha^2 - X^2(\Omega - \Omega_{\text{F}})^2}{\gamma_{\text{F}}^2\alpha^2 X^2}, \quad (26)$$

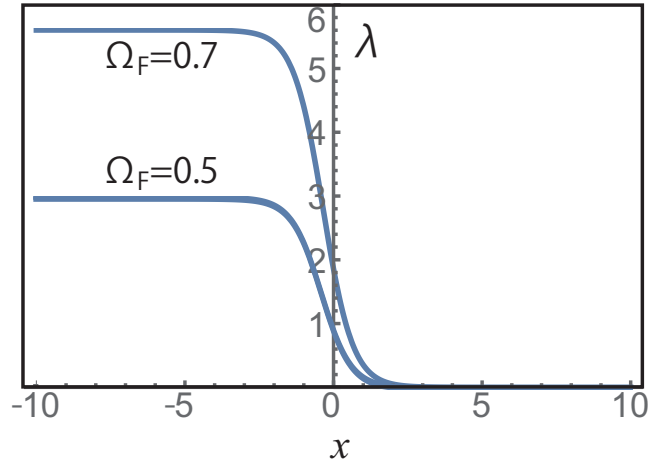


Figure 2. Profiles of λ in the cases of $a = 0.9$ and $\Omega_F = 0.5$ ($0 < \Omega_F < \Omega_H$) and $a = 0.9$ and $\Omega_F = 0.7$ ($\Omega_F > \Omega_H$).

Eq. (25) is written as

$$\lambda \frac{\partial^2}{\partial T^2} \psi = \frac{\partial^2}{\partial x^2} \psi. \quad (27)$$

This equation is identified by the equation of displacement of the string with non-uniform line density $\lambda(x)$ and the uniform (unit) tension $T_{\text{str}} = 1$. The profiles of λ in the cases of $\Omega_F = 0.5$ and $\Omega_F = 0.7$ with $a = 0.9$ ($\Omega_H = 0.6268$) are shown in Fig. 2. It is noted that the rotational energy of the black string is extracted through the Blandford–Znajek mechanism when Ω_F is larger than zero and smaller than Ω_H . The profile of $\lambda(x)$ indicates the linear Alfvén wave, whose wavelength is much longer than the characteristic length of the gradient of λ at $x \sim 0$, $l_c = 3$, is reflected at the point $x \sim 0$ as remarked by Noda et al. (2020). Only the outwardly propagating Alfvén wave can be reflected at $x \sim 0$ like the reflection with a fixed boundary condition, while the inwardly propagating Alfvén wave is not reflected to propagate smoothly inwardly. Because λ approaches to zero exponentially at $x \rightarrow \infty$ and λ approaches to a constant

$$\lambda_{\text{LS}} = \left[\frac{I'}{\gamma_F \alpha(r_{\text{LS}}) r_{\text{LS}}} \right]^2 = \left[\frac{1}{M} \frac{2r_H(\Omega_F - \Omega_H)}{a(\Omega_F^2 + 1) - 2\Omega_F} \right]^2 \quad (28)$$

at $x \rightarrow -\infty$ ($r \rightarrow r_{\text{LS}}$).

3. ENERGY AND ANGULAR MOMENTUM CONSERVATION AND FORCE-FREE CONDITION OF THE ALFVÉN WAVE

In this section, we consider the transport of the energy and angular momentum with respect to the Alfvén wave. In the first two subsections (§ 3.1 and § 3.2), we use the corotating natural coordinates (T, X, ρ, z) . In the last subsection (§ 3.3), the energy transport in the coordinates (t, r, φ, z) of the BTZ black string is shown.

3.1. Apparent breakdown of energy and angular momentum conservation

In this subsection, we consider only first-order perturbation of the Alfvén wave, ψ , and neglect the perturbation of ϕ_2 , where ψ is given by Eq. (27). The Maxwell equations yield the energy momentum

conservation law,

$$\nabla_\nu T^{\mu\nu} = -f_L^\mu, \quad (29)$$

where $T^{\mu\nu} = F^\mu_\sigma F^{\nu\sigma} - \frac{1}{4}g^{\mu\nu}F_{\lambda\kappa}F^{\lambda\kappa}$ is the energy-momentum tensor of electromagnetic field and $f_L^\mu = J^\nu F^\mu_\nu$ is the 4-Lorentz force density. Here, $f_L^\mu = 0$ is called the ‘‘force-free condition’’.

To investigate the energy and momentum transfer due to the Alfvén wave, we have to consider the perturbation of $T^{\mu\nu}$ with the first order or higher order. Hereafter, we note the stationary background (zeroth-order) term, first-order perturbation, second-order perturbation, \dots of a variable A by \bar{A} , δA , $\delta^2 A$, \dots , i.e., $A = \bar{A} + \delta A + \delta^2 A + \dots$. When we assume

$$\phi_1 = \bar{\phi}_1 + \delta\phi_1 = -z + \psi, \quad \phi_2 = \bar{\phi}_2, \quad (30)$$

the first order of $T^{\mu\nu}$ is calculated as (see Appendix A)

$$\delta T_\nu^\mu = \delta F^{\mu\lambda} \bar{F}_{\nu\lambda} + \bar{F}^{\mu\lambda} \delta F_{\nu\lambda} - \frac{1}{2}g_\nu^\mu \bar{F}^{\lambda\kappa} \delta F_{\lambda\kappa}. \quad (31)$$

The second and third terms of the right-hand side of Eq. (31) vanish because of $\partial_z \psi = 0$ (see Appendix A). The first term of the right-hand side of Eq. (31) is

$$\delta F^{\mu\lambda} \bar{F}_{z\lambda} = \delta F^{\mu\rho} \bar{F}_{z\rho} = -\delta F^{\mu\rho} = -W^{\mu\lambda\rho\rho}, \quad (32)$$

which does not always vanish. while, if μ and ν are not z , it vanishes (see Appendix A). Then, when μ and ν are not z , we have

$$\delta T_\nu^\mu = 0. \quad (33)$$

Eq. (33) suggests that as far as we consider the energy and angular momentum transfer of the Alfvén wave along the equatorial plane with respect to the system with the translational symmetry toward z -direction, $\delta T^{\mu\nu}$ vanishes. This shows the second-order perturbation should be considered to investigate the energy transport of the linear Alfvén wave. Then, the force-free condition should be satisfied up to second order of the perturbation. If the force-free condition of the second-order perturbation is broken, the energy and angular momentum of the Alfvén wave is not conserved. To check the conservation of the energy and the angular momentum, we evaluate the force-free condition up to the second order of the perturbation of the Alfvén wave. For this purpose, we calculate the Lorentz force,

$$f_\mu^L = J^\nu F_{\mu\nu}, \quad J^\mu = \nabla_\nu F^{\mu\nu} = \frac{1}{\sqrt{-g}} \partial_\nu (\sqrt{-g} F^{\mu\nu}). \quad (34)$$

For the background, we can confirm the Lorentz force of the equilibrium vanishes because the 4-current density of the equilibrium vanishes (see derivation in Appendix A), $f_\mu^L = 0$. For the first-order perturbation, we confirm the Lorentz force with respect to the first-order perturbation of Alfvén wave vanishes, $\delta f_\mu^L = 0$ (see the detail derivation in Appendix A). It is noted that we have $\delta J^\rho = \delta J^z = 0$ (see Appendix A).

For the second-order quantities, we have $\delta^2 J^\mu = \frac{1}{\sqrt{-g}} \partial_\nu (\sqrt{-g} \delta^2 F^{\mu\nu}) = 0$ because we neglect the perturbation with respect to ϕ_2 . Then, we find three components of the Lorentz force except for

the ρ -component vanish, $\delta^2 f_\mu^L = 0$, because of $\delta J^\rho = 0$ (see Appendix A). The ρ -component of the Lorenz force is calculated (see also Appendix A) as

$$\delta^2 f_\rho^L = \frac{1}{\sqrt{-g}} \left[-\partial_X \left\{ \partial_T \psi \left(\frac{I'}{\Gamma} \partial_T \psi + XW \partial_X \psi \right) \right\} + \partial_T \left\{ \partial_X \psi \left(\frac{I'}{\Gamma} \partial_T \psi + XW \partial_X \psi \right) \right\} \right]. \quad (35)$$

$\delta^2 f_\rho^L$ vanishes only if $I' = 0$ and $W = \Omega - \Omega_F = 0$. When I' and W are finite, $\delta^2 f_\rho^L$ is finite and the force-free condition is broken. Then, the conservation law of the energy and angular momentum is not hold as far as we consider the Alfvén wave only. This breakdown of the conservation law is apparent and is recovered by the additional wave as shown in the next subsection.

3.2. Recovery of the force-free condition

To recover the force-free condition, we should take into account of the additional first and second-order perturbations $\delta^2 \phi_1$, $\delta \phi_2$, $\delta^2 \phi_2$ as

$$\phi_1 = \bar{\phi}_1 + \delta \phi_1 + \delta^2 \phi_1 = -z + \psi + \delta^2 \phi_1, \quad (36)$$

$$\phi_2 = \bar{\phi}_2 + \delta \phi_2 + \delta^2 \phi_2 = \rho + \delta \phi_2 + \delta^2 \phi_2. \quad (37)$$

We should notice that the force-free condition is broken only in one equation with respect to $\delta^2 J_\rho$. Then, the breakdown of the force-free condition should be recovered by addition of one freedom variable. The above intuitive reason of the Lorenz force acting on the Alfvén wave suggests the variable $\delta^2 \phi_2$ is the appropriate additional perturbation as the additional freedom. To recover the force-free condition we consider the following perturbation setting of the force-free Alfvén wave along the magnetic field line around the spinning black string:

$$\phi_1 = \bar{\phi}_1 + \delta \phi_1 = -z + \psi(T, X), \quad (38)$$

$$\phi_2 = \bar{\phi}_2 + \delta^2 \phi_2 = \rho + \chi(T, X), \quad (39)$$

where $\chi \equiv \delta^2 \phi_2$.

The time evolution equation of χ is given as

$$\square \chi = \nabla_\mu \nabla^\mu \chi = \frac{1}{\sqrt{-g}} \partial_\lambda (\sqrt{-g} g^{\mu\beta} \partial_\beta \chi) = \frac{1}{\sqrt{-g}} \partial_\lambda (\sqrt{-g} W^{\lambda\alpha\mu\rho} \partial_\alpha \psi \partial_\mu \psi) \equiv s, \quad (40)$$

where s is the recognized as the source term in the wave equation with respect to χ (see the derivation in Appendix B). Eq. (40) reads

$$\square \chi = \frac{1}{\sqrt{-g}} \left[\sqrt{-g} g^{TT} \partial_T^2 \chi + 2f \partial_x (\sqrt{-g} g^{TX} \partial_T \chi) - \partial_x (\sqrt{-g}) \partial_T \chi + f \partial_x (\sqrt{-g} g^{XX} f \partial_x \chi) \right] = s. \quad (41)$$

When we consider χ , we confirm that the force-free condition holds as shown in Appendix B; eventually, introducing χ , we recover and confirm the force-free condition. The linear homogeneous equation (Eq. (40)) shows the wave described by χ propagates isotropically in space, and then, it is recognized by the fast wave (Bellman 2006), while the complex formalism of homogeneous linear equation of ψ (Eq. (22)) suggests the strong anisotropy of the wave described by ψ , which is characteristic property of the Alfvén wave.

The equilibrium and first order of these values are the same as the calculation without introducing χ . When ξ^μ is the Killing vector, we have the conservation law,

$$\frac{\partial}{\partial x^0} \xi_\nu T^{0\nu} + \frac{1}{\sqrt{-g}} \frac{\partial}{\partial x^i} (\sqrt{-g} \xi_\nu T^{i\nu}) = \frac{1}{\sqrt{-g}} \partial_\mu (\sqrt{-g} T^{\mu\nu}) = \nabla_\mu (\xi_\nu T^{\mu\nu}) = -\xi^\nu f_\nu^L. \quad (42)$$

When $\xi^\nu f_\nu^L$ vanishes, $\xi_\nu T^{0\nu}$ represents the density of conservation value and $\xi_\nu T^{i\nu}$ represents the density of the conservation quantity flux.

For the time-like Killing vector $\xi_{(T)}^\mu = (1, 0, 0, 0)$ and the axial Killing vector $\xi_{(\rho)}^\mu = (0, 0, 1, 0)$ in the corotating natural frame, we have the conservation laws of the energy and angular momentum

$$\frac{\partial}{\partial x^0} S^0 + \frac{1}{\sqrt{-g}} \frac{\partial}{\partial x^i} (\sqrt{-g} S^i) = f_0^L, \quad (43)$$

$$\frac{\partial}{\partial x^0} M^0 + \frac{1}{\sqrt{-g}} \frac{\partial}{\partial x^i} (\sqrt{-g} M^i) = -f_\rho^L, \quad (44)$$

where $S^\mu = -\xi_\nu^{(T)} T^{\mu\nu}$ is 4-energy flux and $M^\mu = \xi_\nu^{(\rho)} T^{\mu\nu}$ is 4-angular momentum flux. Furthermore, when we assume the axisymmetry and z -direction translation symmetry, we have

$$\frac{\partial}{\partial x^0} S^0 + \frac{1}{\sqrt{-g}} \frac{\partial}{\partial X} (\sqrt{-g} S^X) = f_0^L, \quad (45)$$

$$\frac{\partial}{\partial x^0} M^0 + \frac{1}{\sqrt{-g}} \frac{\partial}{\partial X} (\sqrt{-g} M^X) = -f_\rho^L, \quad (46)$$

Since the energy density and flux S^0 and S^X are calculated as $S^0 = -\frac{1}{2} F^{0i} F_{0i} + \frac{1}{4} F^{ij} F_{ij}$, $S^X = F^{Xi} F_{i0}$, respectively, we have the energy density and flux of the second-order perturbation of the linear Alfvén wave and the induced fast wave (see detailed derivation in Appendix B) as follows:

$$\delta^2 S^0 = \frac{1}{2} \left[\frac{I'^2 - \Gamma}{-\Gamma \alpha^2 X^2} (\partial_T \psi)^2 + \frac{-\Gamma}{X^2} (\partial_X \psi)^2 \right] + \frac{I'}{X} \partial_X \chi, \quad (47)$$

$$\delta^2 S^X = \frac{\Gamma}{X^2} \partial_T \psi \partial_X \psi - \frac{I'}{X} \partial_T \chi. \quad (48)$$

Since the angular momentum density and flux are $M^0 = F^{0\nu} F_{\rho\nu}$ and $M^X = F^{X\nu} F_{\rho\nu}$, we have the angular momentum density and flux of the second perturbation as follows

$$\delta^2 M^0 = -\partial_X \psi \left[(\Omega - \Omega_F) \partial_X \psi + \frac{I'}{X\Gamma} \partial_T \psi \right] - \frac{\gamma_N}{X^2} \partial_T \chi, \quad (49)$$

$$\delta^2 M^X = \partial_T \psi \left[(\Omega - \Omega_F) \partial_X \psi + \frac{I'}{X\Gamma} \partial_T \psi \right] + \frac{I' X}{\Gamma} (\Omega - \Omega_F) \partial_T \chi + \alpha^2 \partial_X \chi, \quad (50)$$

where the detail calculation is shown in Appendix B.

3.3. Conservation laws of energy in the BTZ spacetime

Now, we derive the energy density and energy flux for the energy conservation law in the BTZ coordinates. In this subsection, we have to use both the original coordinates of the BTZ spacetime (t, r, ϕ, z) and the corotating natural coordinates (T, X, φ, z) . To distinguish the two coordinates, we

denote the corotating natural coordinates by $x^\mu = (T, X, \rho, z)$ with the underline, while the original coordinates of the BTZ spacetime just by $x^\mu = (t, r, \varphi, z)$. First, we formulate the energy conservation in the BTZ coordinates. The Killing vector for the energy conservation law in the BTZ coordinates is $\xi_{(t)}^\mu = (1, 0, 0, 0)$. Then, the 4-energy flux density is

$$S^\mu = -\xi_{(t)}^\nu T_\nu^\mu = -T_t^\mu = -T_t^\mu. \quad (51)$$

The energy conservation law is expressed by

$$\nabla_\mu S^\mu = \frac{1}{\sqrt{-g}} \partial_\mu (\sqrt{-g} S^\mu) = \xi_{(t)}^\nu f_\nu^L = f_t^L = \frac{\partial x^\mu}{\partial t} f_\mu^L = 0, \quad (52)$$

after we introduced χ . The energy density in the BTZ coordinates is related with the components of density and flux in the corotating natural coordinates as

$$S^t = \underline{S}^T + \Omega_F \underline{M}^T - I_0 (\underline{S}^X + \Omega_F \underline{M}^X), \quad (53)$$

where detailed derivation is shown in Appendix C. Then, we have the energy density and energy flux density of the equilibrium, first and second-order perturbations with respect to the linear Alfvén wave and the second-order fast wave (see derivation in Appendix C),

$$\bar{S}^t = \frac{1}{2} g^{\rho\rho} + \Omega_F (g^{T\rho} - I_0 g^{X\rho}), \quad (54)$$

$$\delta S^t = 0, \quad (55)$$

$$\delta^2 S^t = \delta^{1+1} S^t + \delta^{2+0} S^t, \quad (56)$$

where

$$\delta^{1+1} S^t = \frac{1}{2\Gamma^2} \left[\frac{1}{X^2 \alpha^2} \{ \Gamma^2 + I'^2 (\alpha^2 - X^2 (\Omega^2 - \Omega_F^2)) \} (\partial_T \psi)^2 + \frac{\Gamma^2}{X^2} \{ \alpha^2 - X^2 (\Omega^2 - \Omega_F^2) \} (\partial_X \psi)^2 \right. \\ \left. - 2 \frac{\Gamma}{\alpha^2 X} I' \{ \Gamma (\Omega - \Omega_F) + \Omega_F (\alpha^2 + X^2 (\Omega - \Omega_F)^2) \} \partial_T \psi \partial_X \psi \right], \quad (57)$$

$$\delta^{2+0} S^t = g^{X\rho} \partial_X \chi + \Omega_F g^{T\beta} \partial_\beta \chi + I_0 (g^{X\rho} \partial_T \chi - \Omega_F g^{X\beta} \partial_\beta \chi) \\ = \frac{I'}{X} \partial_X \chi - \frac{1}{\alpha^2 \Gamma} (\Omega_F \Gamma - I'^2 W) \partial_T \chi. \quad (58)$$

In the numerical calculations, we use the above formulation (Eqs. (56)-(58)) with the tortoise coordinates.

The energy flux density in the BTZ coordinates is related with the flux components in the corotating natural coordinates by

$$S^r = -T_T^X + \Omega_F T_\rho^X = \underline{S}^X + \Omega_F \underline{M}^X, \quad (59)$$

where detail derivation is shown in Appendix C. Then, we have the energy flux density of the equilibrium, first and second-order perturbations of the linear Alfvén wave (see Appendix C),

$$\bar{S}^r = \Omega_F \frac{I'}{X}, \quad (60)$$

$$\delta S^r = 0, \quad (61)$$

$$\delta^2 S^r = \delta^{1+1} S^r + \delta^{2+0} S^r, \quad (62)$$

where

$$\delta^{1+1}S^r = -\frac{1}{X^2}\partial_T\psi \left[\left(X^2 - M + \frac{Ma}{2}\Omega_F \right) \partial_X\psi - \frac{I'X\Omega_F}{\Gamma}\partial_T\psi \right], \quad (63)$$

$$\delta^{2+0}S^r = \frac{I'}{X\Gamma}(-\Gamma + X^2W\Omega_F)\partial_T\chi + \Omega_F\alpha^2\partial_X\chi. \quad (64)$$

In the numerical calculations, we use the formulation (Eqs. (62)–(64)) with the tortoise coordinates.

4. NUMERICAL METHOD

To perform 1D numerical simulations of the force-free field with Eq. (25), we use the multi-dimensional two-step Lax-Wendroff scheme of $\mathbf{u} = (\psi, v, w, \chi, u, G)$ whose details are shown in Appendix E. Here, $v, w, \chi, u,$ and G are the new variables introduced for the numerical calculation. This scheme sometimes causes numerically artificial structure called the Gibbs phenomena. To avoid such numerical phenomena, we employ a smooth profile of initial variables as follows. The initial condition of a outwardly/inwardly propagating single pulse of field is given as:

$$\psi(x) \equiv \begin{cases} \left[1 - \left| \frac{x-x_0}{w/2} \right|^{2m} \right]^n & \left(x_0 - \frac{w}{2} \leq x \leq x_0 + \frac{w}{2} \right) \\ 0 & \text{(other)} \end{cases} \quad (65)$$

$$v(x) = \pm\psi(x)$$

$$w(x) = 0$$

$$\chi(x) = 0$$

$$u(x) = 0$$

$$G(x) = 0$$

where the plus and minus signs in the equation with respect to $v(x)$ are taken for the outwardly and inwardly propagating waves, respectively, x_0 and w give the center and the width of the pulse of the Alfvén wave and m and n are constants of the pulse shape. In this paper, we set $n = 32$ and $m = \log(1 - 2^{-1/32})/\log(1 - 2^{-1/4})$. Hereafter, through the sections of numerical calculation, we set M unity.

As shown in the next section, we have very smooth numerical results without numerical artificial structure. In this paper, we set the width and the position of the outwardly and inwardly propagating pulses by $w = 0.5, x_0 = -1.6$ (outward pulse) and $w = 3, x_0 = 2$ (inward pulse), respectively.

At the inner and outer boundaries $x = x_{\min}$ and $x = x_{\max}$, the free boundary conditions, $\mathbf{u}_0 - \mathbf{u}_1 = \mathbf{0}$, $\mathbf{u}_I - \mathbf{u}_{I-1} = \mathbf{0}$ are used to mimic the radial boundary condition, where \mathbf{u}_0 and \mathbf{u}_I are the variables at the boundary and \mathbf{u}_1 and \mathbf{u}_{I-1} are the values at the neighborhood.

5. NUMERICAL RESULTS

We performed the 1D numerical simulations of Alfvén waves along a stationary magnetic field line with $\Omega_F = 0.5$ ($0 < \Omega_F < \Omega_H$) and $\Omega_F = 0.7$ ($\Omega_F > \Omega_H$) at $z = 0$ around a black string with spin parameter $a = 0.9$ using Eqs. (25) and (41). In the case, we have the horizon radius $r_H = \sqrt{(1 + \sqrt{1 - a^2})/2} = 0.8473$, the radius of the light surface $r_{LS} = 0.8563$, x of the static limit

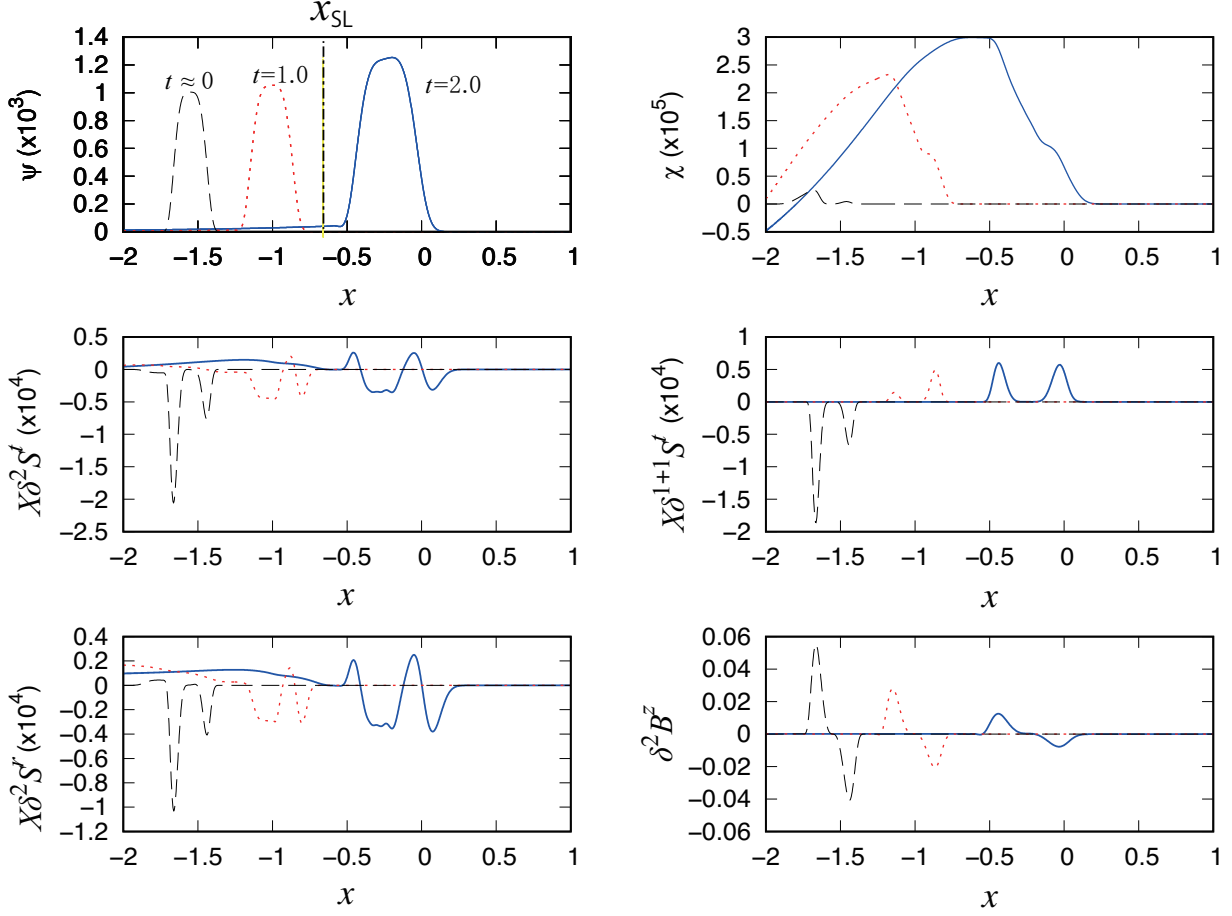


Figure 3. Time evolution of the variables of a force-free electromagnetic field for an outwardly propagating pulse of the Alfvén wave from a region in the ergosphere along a magnetic field line of $\Omega_F = 0.5$ (the case of black string energy extraction by the Blandford–Znajek mechanism) around a spinning black string with the spin parameter $a = 0.9$ at $t = 0.062$ (black dashed line), 1.0 (red dotted line), 2.0 (blue, thick solid line). The dashed-dotted line shows the location of the static limit point. $\sqrt{-g}\delta^2S^t = X\delta^2S^t$ is the total energy density of the Alfvén wave and the induced wave, which oscillates azimuthally. $\sqrt{-g}\delta^{1+1}S^t = X\delta^{1+1}S^t$ is the total energy density of the Alfvén wave only, which is calculated from $\delta^{1+1}S^t$ of ψ without χ . δB^z is the z -component of the magnetic field observed in the natural coordinates, $\delta B^z = \frac{1}{\sqrt{\gamma_N}}\partial_X\psi = \frac{Xe^{-2x}}{\sqrt{\gamma_N}}\partial_x\psi$.

surface ($r_{\text{SL}} = 1$), $x_{\text{SL}} = \frac{1}{2}\log[\Omega_F(a - \Omega_F)/(1 - \Omega_F^2)] = -0.661$ in the case of $\Omega_F = 0.5$ and $r_{\text{LS}} = 0.852$, $x_{\text{SL}} = -0.6464$ in the case of $\Omega_F = 0.7$.

The initial condition of ψ is given by $w = 0.5$ and $x_0 = -1.5$ at $T = 0$ in the case of outwardly propagating pulse both in the background magnetic field with $\Omega_F = 0.5$ and $\Omega_F = 0.7$. In the case of the inwardly propagating pulse, we set $w = 3$, $x_0 = 4$, and $\Omega_F = 0.5$ for the initial condition of ψ at $T = 0$. The initial condition of χ is given by $\chi = 0$ in all cases at $T = 0$.

Figure 3 shows the Alfvén wave propagates outwardly and the fast induced wave is caused by the Alfvén wave and propagates toward the both sides in the case of $\Omega_F = 0.5$, $a = 0.9$, $w = 0.5$, and $x_0 = -1.5$. The lines in each panel show the time shot at $t = 0.062$ (black dashed line), $t = 1.0$ (red

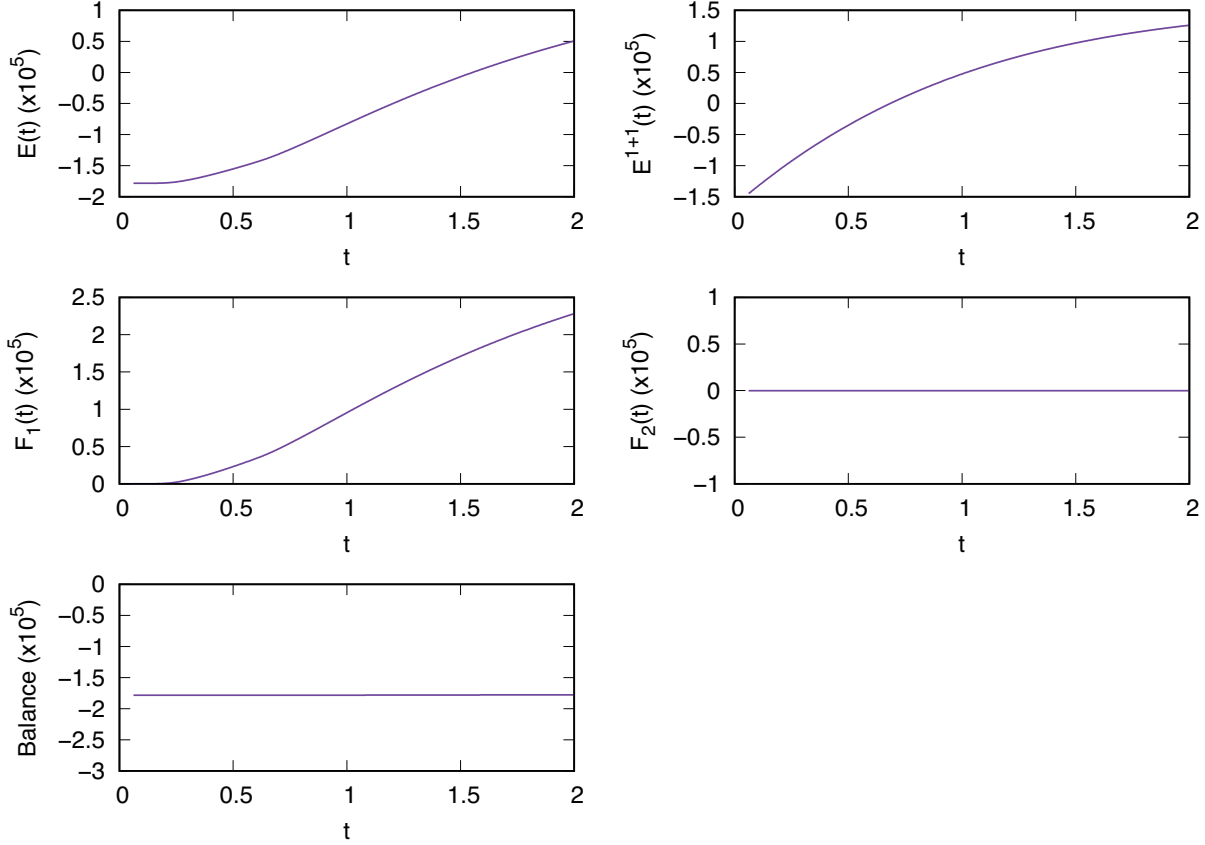


Figure 4. Time evolution of the energy balance of the Alfvén and induced fast waves. $E(t)$: total energy. $E^{1+1}(t)$: energy of the Alfvén wave only. $F_1(t)$: energy flux at the left edge. $F_2(t)$: energy flux at the right edge. The balance: $E(t) - F_1(t) + F_2(t)$. The energy balance constancy shows the energy conservation of the Alfvén and induced fast waves.

dotted line), and $t = 2.0$ (blue, thick solid line). The energy density of the Alfvén wave $X\delta^{1+1}S^t$ is initially negative but at the outside of the ergosphere ($X > 1$), the energy density becomes positive, where the total energy density of the Alfvén wave $\sqrt{-g}\delta^{1+1}S^t = X\delta^{1+1}S^t$ is calculated from only $\delta^{1+1}S^t$ of ψ without χ (see detail in Appendix D). The total energy density of the Alfvén wave and the induced wave, $X\delta^{1+1}S^t$, remains dominantly negative. The integrated energy over the calculation region ($E(t)$ in Eq. (D64)) is shown in Fig. 5. The total energy balance of the Alfvén wave and the induced wave remains constant. This shows that the total energy of the Alfvén wave and the induced wave is conserved. On the other hand, the integrated energy of the Alfvén wave over the calculation region increases monotonically from negative value to positive as shown in Fig. 4. This shows the Alfvén wave obtains the energy from the background magnetic field. This phenomena is explained by the relativistic mechanism, where the Alfvén wave has the angular momentum. In the framework of relativity, the Alfvén wave propagating along the magnetic field line has its angular momentum. Then, if the magnetic field line is curved ($I' \neq 0$), the torque onto the Alfvén wave is required to trace the magnetic field line. This means the force-free condition is broken and the azimuthal component of the Lorentz force becomes finite. Even if the magnetic field line is straight, the propagation direction

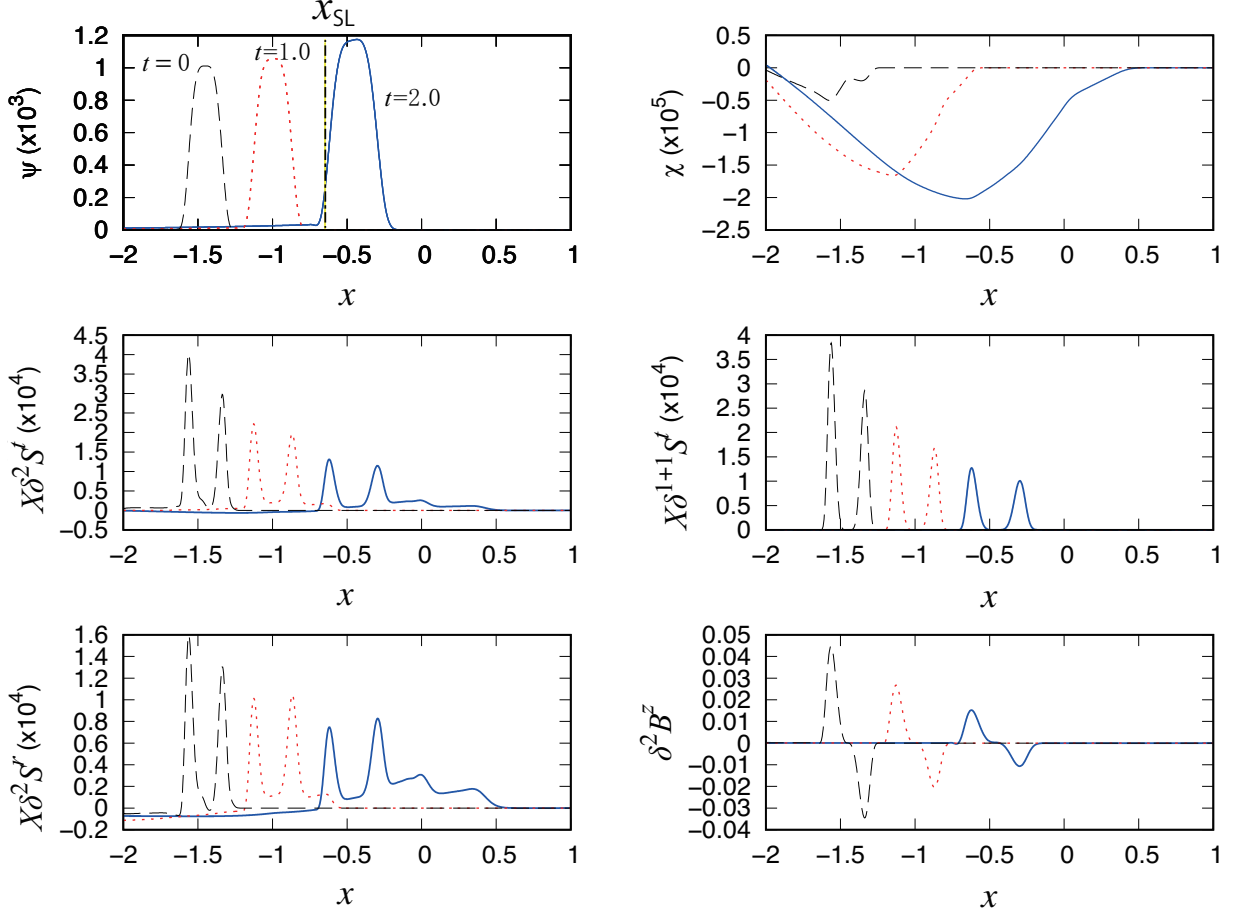


Figure 5. Similar to Fig. 3, but for the calculation of the case with the background magnetic field of $\Omega_F = 0.7$ ($\Omega_F > \Omega_H$) at $t = 0$ (black dashed line), 1.0 (red dotted line), 2.0 (blue, thick solid line).

of the Alfvén wave changes when the magnetic field line rotates ($W = \Omega - \Omega_F \neq 0$). That is, the angular momentum of the Alfvén wave changes. Then, the Alfvén wave should receive external torque to trace the rotating magnetic field line. Even in the case of the straight magnetic field line, the force-free condition is also broken when the magnetic field rotates. Now, we confirmed that χ recovers the energy conservation law in the BTZ coordinates as expected.

As shown in Fig. 5, we also performed a calculation of the Alfvén wave along the magnetic field line of $\Omega_F = 0.7$, where the rotational energy of the black string is not extracted by the Blandford–Znajek mechanism. The Alfvén wave propagates outwardly and the fast wave is induced. The induced wave propagates toward both sides as the case of $\Omega_F = 0.5$ (the Blandford–Znajek mechanism extracts the black string rotational energy). However, the amplitude of the induced wave is so small compared to the case of $\Omega_F = 0.5$ that the energy contribution of the induced wave is negligible and then $\sqrt{-g}\delta^2 S^t$ is almost identical to $\sqrt{-g}\delta^{1+1} S^t \equiv \sqrt{-g}\delta^{1+1} S^t$. In fact, the energy of the Alfvén wave is almost the same as the total energy (Fig. 6), and the energy density of the Alfvén wave remains positive since the initial stage.

Figure 7 shows the numerical result of the inwardly propagating pulse of the Alfvén wave along the magnetic field line of $\Omega_F = 0.5$ around the spinning black string with $a = 0.9$. The Alfvén wave pulse

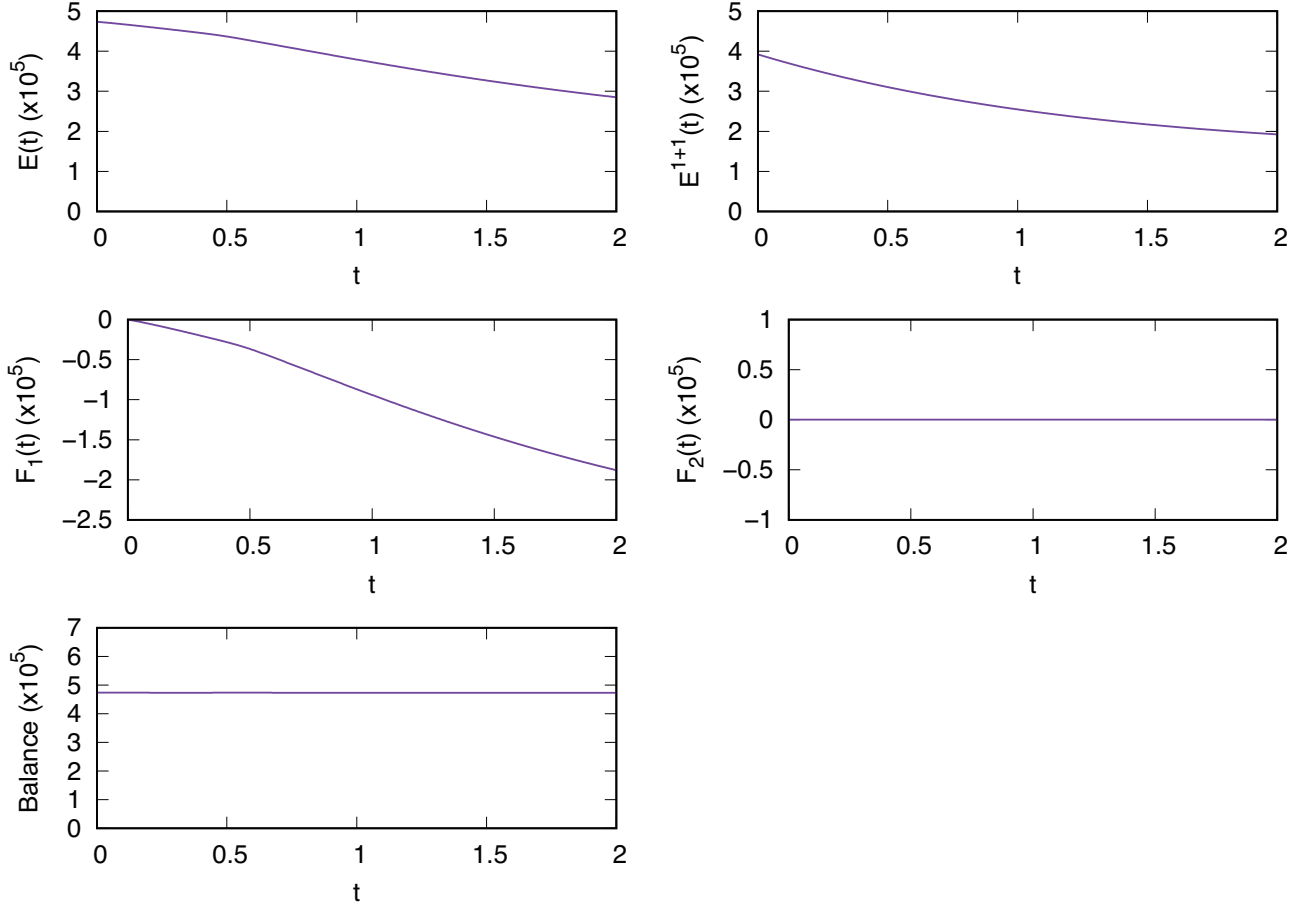


Figure 6. Similar to Fig. 4, but for the calculation of the case with the background magnetic field $\Omega_F = 0.7$ ($\Omega_F > \Omega_H$).

propagates inwardly and induces the fast wave. The induced wave propagates mainly inwardly with the Alfvén wave pulse. The energy contribution of the induced wave is not so large that $\sqrt{-g}\delta^2 S^t$ is almost equal to $\sqrt{-g}\delta^{1+1} S^t$. In fact, the time evolution of the total energy almost identical to that of the Alfvén wave (Fig. 8). Then, in the case of the inwardly propagating wave from the outer region, the fast induced wave is negligible for the energy conservation law. In conclusion, the fast wave induced by the Alfvén wave has a significant role in the case of outwardly propagating Alfvén wave along the rotating curved magnetic field line with $0 < \Omega_F < \Omega_H$. However, strictly speaking, we have to consider the energy contribution of the induced fast wave by the Alfvén wave to guarantee the energy conservation and the force-free condition in the case of the Alfvén wave propagating along the rotating curved magnetic field line in the frame work of relativity. In a non-relativistic frame work, the angular momentum (momentum) of the Alfvén wave vanishes and such fast wave is never induced.

6. CONCLUDING REMARKS

We performed FFMD numerical simulations of Alfvén waves along a magnetic field line around a black string using Eq. (23) of ψ and Eq. (41) of χ , which recovers the force-free condition and energy conservation law in the BTZ coordinates. In the case of outwardly propagating Alfvén waves

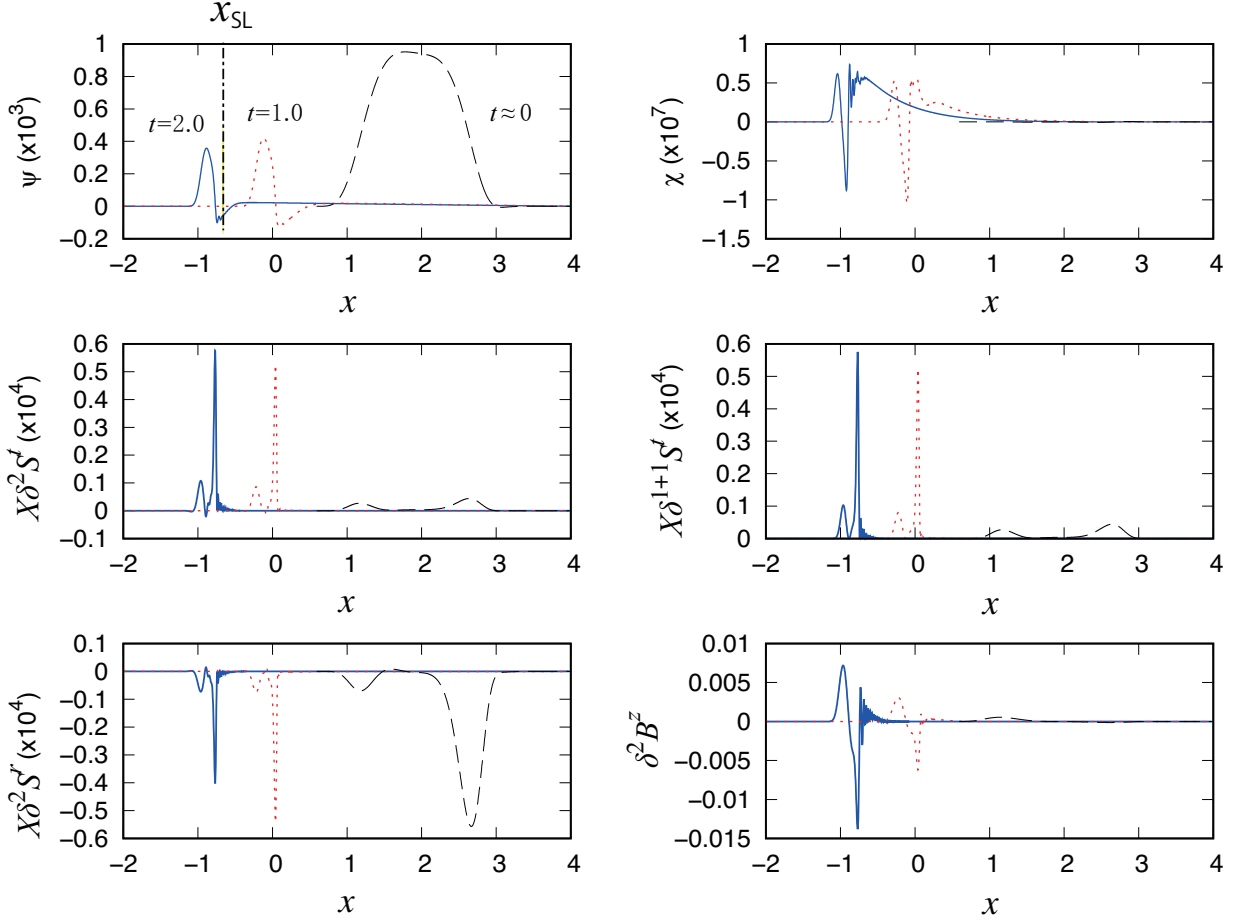


Figure 7. Similar to Fig. 3, but for the calculation of the Alfvén wave propagating inwardly from the outer region at $t = 0.01$ (black dashed line), 1.0 (red dotted line), 2.0 (blue, thick solid line).

along the rotating curved magnetic field line with $0 < \Omega_F < \Omega_H$, the energy of the Alfvén wave is initially negative in the ergosphere and increases to be a positive value out of the ergosphere. The Alfvén wave induces a second-order fast wave along the magnetic field line. The total energy of the Alfvén and induced fast waves is conserved, and χ , which expresses the induced fast wave, plays a significant role in energy transport in the BTZ coordinates.

The fast wave induced by the Alfvén wave is attributed to the angular momentum of the Alfvén wave (Fig. 9)². When the Alfvén wave propagates along a curved magnetic field line, the angular momentum changes due to the torque from the background magnetic field. The reaction of the torque induces the fast wave described by χ . The above mechanism is expected to work in the relativistic magnetohydrodynamic (MHD) framework. Notably, in non-relativistic MHD, the angular momentum of the Alfvén wave vanishes, and such a fast wave is not induced. The second-order fast wave would be induced by the Alfvén wave in relativistic MHD.

² In the special relativistic framework, the momentum density of the transverse wave is given by \vec{S}/c , where \vec{S} is the Poynting flux and c is the speed of light. In the nonrelativistic limit ($c \rightarrow \infty$), the momentum density vanishes.

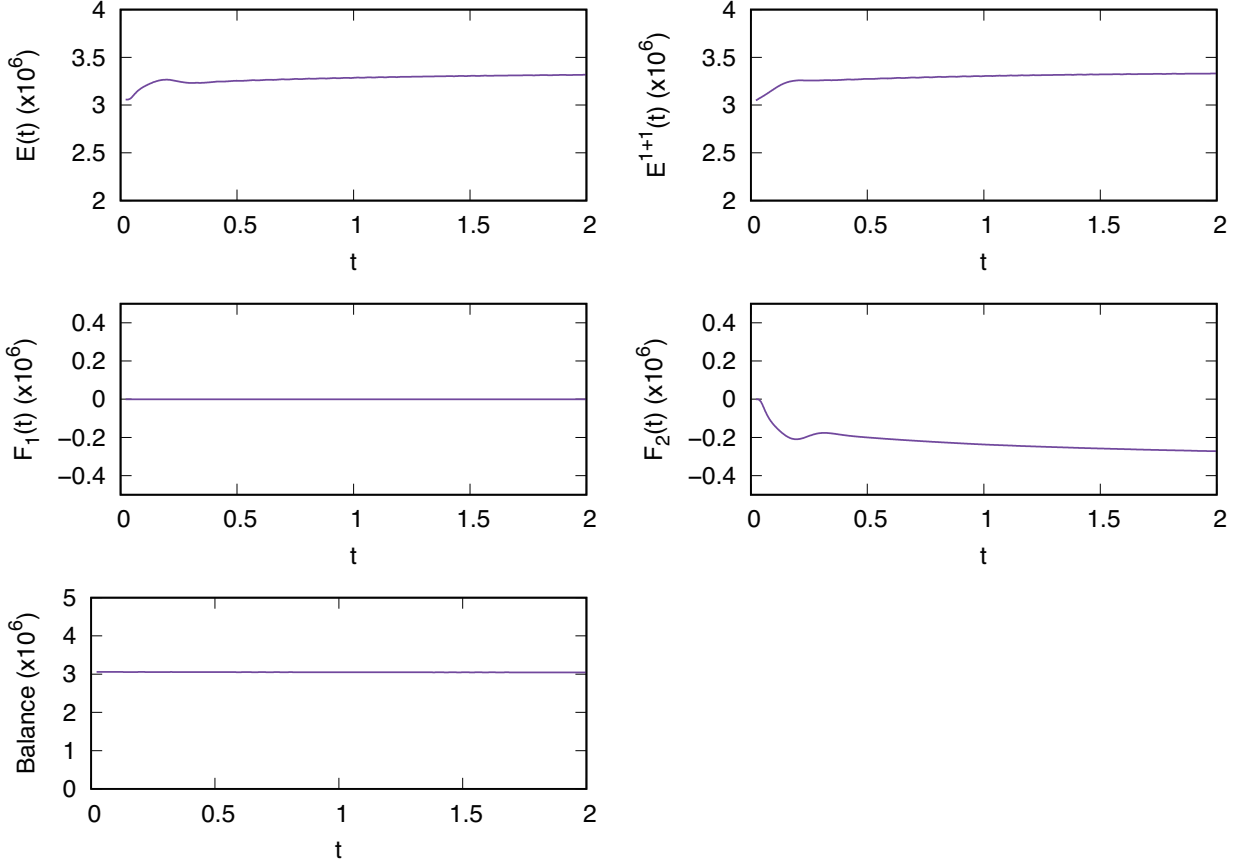


Figure 8. Similar to Fig. 4, but for the calculation of the Alfvén wave propagating inwardly from the outer region.

As shown in Fig. 3, with the energy extraction from the black string by the Blandford–Znajek mechanism ($0 < \Omega_F < \Omega_H$), the energy of the Alfvén wave around the ergosphere is negative, and without energy extraction from the black string by the Blandford–Znajek mechanism ($\Omega_F > \Omega_H$), the energy is positive all the time (Fig. 5). The difference between the two cases is explained by the following inequality derived from Eqs. (48) and (57) with $\chi = 0$,

$$\delta^{1+1}S^t = \frac{\Gamma^2 - I'^2\Gamma'}{2\alpha^2 X^2 \Gamma^2} (\partial_T \psi)^2 + \frac{-\Gamma'}{2X^2} (\partial_X \psi)^2 - \frac{I'X}{\alpha^2 \Gamma^2} (2\alpha^2 \Omega_F + \Gamma\Omega) \delta^{1+1}\underline{S}^X,$$

where $\Gamma' = -\alpha^2 + X^2(\Omega^2 - \Omega_F^2) = \Gamma + 2\Omega_F W = (1 + \Omega_F^2)X^2 - 1$. Here, we consider the condition of the negative energy density ($\delta^{1+1}S^t < 0$) of the Alfvén wave propagating outwardly ($\delta^{1+1}\underline{S}^X > 0$). With respect to the zero point of Γ' , $X_c = 1/(1 + \Omega_F^2)$, we have

$$X_c - X_{\text{LS}} = -\frac{a}{1 - \Omega_F^4} (\Omega_F^+ - \Omega_F) \Omega_F (\Omega_F - \Omega_H), \quad (66)$$

where $X_{\text{LS}} = r_{\text{LS}}$ and $\Omega_F^+ \equiv (1 + \sqrt{1 - a^2})/a > 1 > \Omega_F$. Then, if $\Omega_F(\Omega_F - \Omega_H) > 0$, we find $X_c < X_{\text{LS}}$ and we have $\Gamma' < 0$. If $\Gamma' < 0$, the first and second terms of the left-hand side of Eq. (66) are positive. When $\Omega_F < 0$, we have $\Omega_F(\Omega_F - \Omega_H) > 0$, $I' = r_H(\Omega_H - \Omega_F) > 0$ and $2\alpha^2 \Omega_F + \Gamma\Omega < 0$.

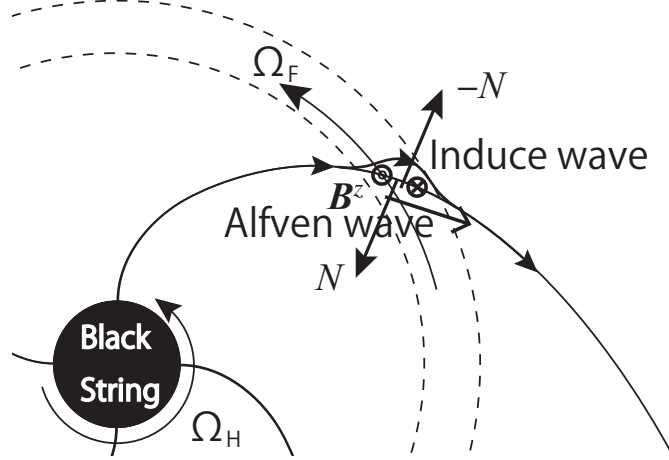


Figure 9. Schematic of the wave that was induced by Alfvén wave propagation along curved rotating field lines around a spinning black string. N shows the force from the background magnetic-field line to the Alfvén wave. The reaction of the force produces the induced wave oscillating in the azimuthal direction on the magnetic field line.

Then, Eq. (66) shows that if $\Omega_F < 0$, $\delta^{1+1}S^t$ is positive because of $\delta^{1+1}\underline{S}^X > 0$. When $\Omega_F > \Omega_H$, we also have $\Omega_F(\Omega_F - \Omega_H) > 0$, $I' = r_H(\Omega_H - \Omega_F) < 0$, and $2\alpha^2\Omega_F + \Gamma\Omega = \Gamma W + \Omega_F(\alpha^2 + X^2W^2) > 0$ because of $W = \Omega - \Omega_F < \Omega_H - \Omega_F < 0$. Then, Eq. (66) shows that if $\Omega_F > \Omega_H$, $\delta^{1+1}S^t$ is positive. In summary, if $\Omega_F < 0$ or $\Omega_F > \Omega_H$, $\delta^{1+1}S^t$ is positive when $\delta^{1+1}\underline{S}^X > 0$. Considering the outwardly propagating Alfvén wave ($\delta^{1+1}\underline{S}^X > 0$), to realize $\delta^{1+1}S^t < 0$, we require $0 < \Omega_F < \Omega_H$. This condition is the same as that of the black string rotational energy extraction due to the Blandford–Znajek mechanism. Notably, $0 < \Omega_F < \Omega_H$ is the necessary condition for the negative energy of the Alfvén wave, which is the necessary and sufficient condition for energy extraction from the black string by the Blandford–Znajek mechanism.

To calculate the force-free field of the Alfvén and induced fast waves, we use Eq. (23) of ψ and Eq. (41) of χ on the natural coordinates $x^\mu = (T, X, \rho, z)$. There is an apparent singularity point on the natural coordinates, such as $g^{TT} = -\frac{\gamma_N}{X} = 0$. The position of the apparent singularity of the natural coordinates is shown in Fig. 10. Eq. (23) does not contain g^{TT} , and then, we calculate the Alfvén wave over the region $X > X_{LS}$. However, the time-evolution equation of χ contains g^{TT} explicitly. Thus, χ is not to be calculated on the singular point. The natural coordinates ease the calculations of the equations drastically, but it has a restriction of the numerical calculation region with respect to the singularity. We would solve the problem of the apparent singularity with the natural coordinates in our next report.

¹ We are grateful to Mika Koide for her helpful comments on this paper. M.T. was supported in part
² by JSPS KAKENHI Grant No. 17K05439.

REFERENCES

- Antolin, P., Shibata, K., Kudoh, T., Shiota, D., Brooks, D. 2008, ApJ, **688**, 669.
- Banados, M., Teitelboim, C., & Zanelli, J. 1992, PhRvL, **69**, 1849.

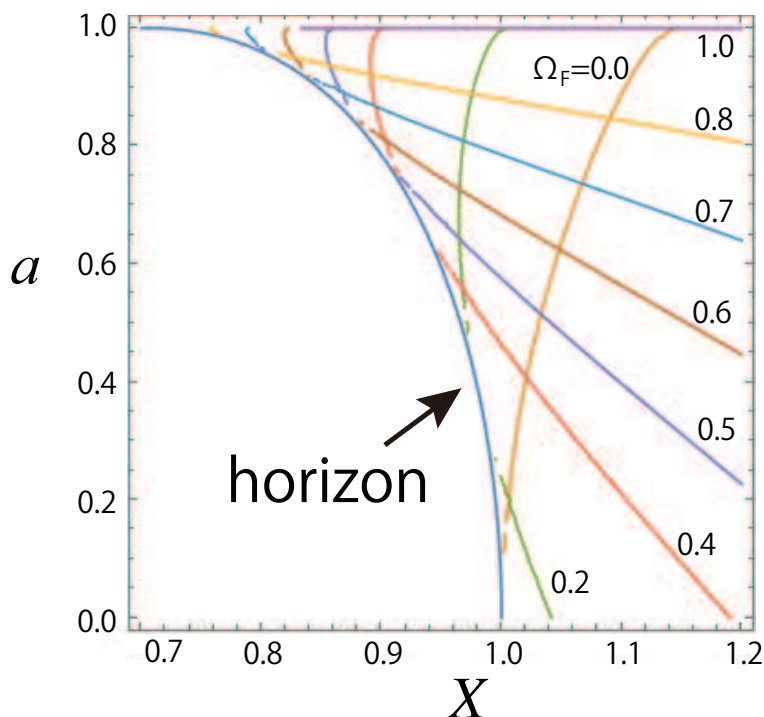


Figure 10. Position of the horizon and apparent singularity of the natural coordinates for each black string spin parameter a .

Bellman, P. M. 2006, *Fundamentals of Plasma Physics* (Cambridge University Press, Cambridge)

Blandford, R. D. & Znajek, R. 1977, MNRAS, **179**, 433

Event Horizon Telescope Collaboration 2019, ApJL, 875, L5.

Gammie, C. F., McKinney, J. C., & Toth, G. 2003, ApJ, **589**, 444.

Jacobson, T. and Rodriguez, M. J. 2019, PhRvD, **99**, 124013.

Kathirgamaraju, A., Tchekhovskoy, A., Giannios, D., & Duran, R. B. 2019, MNRAS, **484**, L98.

Koide, S. 2003, PhRvD, **67**, 104010.

Koide, S. 2004, ApJL, **606**, L45.

Koide, S., Kudoh, T., Shibata, K. 2006, PhRvD, **74**, 044005

Komissarov, S. S. 2004, MNRAS, **350**, 1431.

Komissarov, S. S. 2005, MNRAS, **359**, 801.

McKinney, J. C. 2006, MNRAS, **368**, 1561

McKinney, J. C. & Blandford, R. D. 2009, MNRAS, **394**, L126

Mizuno, Y., Yamada, S., Koide, S., & Shibata, K. 2004, ApJ, **615**, 389.

Musielak, Z. E., Routh, S. & Hammer, R. 2007, ApJ, **659**, 650.

Nagataki, S. 2009, ApJ, **704**, 937.

Noda, S., Nambu, Y., Tsukamoto, T., Takahashi, M., 2020, PhRvD, 101, 023003.

Paschalidis, V., Ruiz, M., & Shapiro, S. L. 2015, ApJ, **806**, L14.

Porth, O., Chatterjee, K., Narayan, R. et al. 2019, ApJS, **243**, id. 26.

Ruiz, M., Lang, R. N., Paschalidis, V., & Shapiro, S. L. 2016, ApJ, **824**, L6.

Uchida, T. 1997a, Monthly Notices of the Royal Astronomical Society, **286**, 931.

Uchida, T. 1997b, Monthly Notices of the Royal Astronomical Society, **291**, 125.

APPENDIX

A. ENERGY-MOMENTUM TENSOR AND FORCE-FREE CONDITION FOR ALFVÉN WAVE

We show the detailed calculation with respect to the energy-momentum tensor and the force-free condition in the case of the Alfvén wave only, where we assume

$$\phi_1 = \bar{\phi}_1 + \delta\phi_1 = -z + \psi, \quad \phi_2 = \bar{\phi}_2. \quad (\text{A1})$$

First, we show non-zero components of the field tensor of the equilibrium, first and second-order perturbations as follows. Non-vanishing components of the field tensor of the equilibrium are only

$$\bar{F}_{\rho z} = -\bar{F}_{z\rho} = 1, \quad \bar{F}^{\mu z} = -\bar{F}^{z\mu} = g^{\mu\rho} \quad (\mu \neq z). \quad (\text{A2})$$

Non-zero components of the field tensor of the first-order perturbations are only

$$\delta F_{\lambda\rho} = -\delta F_{\rho\lambda} = \partial_\lambda\psi \quad (\lambda \neq \rho), \quad \delta F^{\mu\nu} = W^{\mu\lambda\nu\rho}\partial_\lambda\psi. \quad (\text{A3})$$

All components of the field tensor of the second-order perturbations vanish.

Then, we calculate

$$\bar{F}^{\mu\lambda}\delta F_{\nu\lambda} = \bar{F}^{\mu z}\delta F_{\nu z} = g^{\mu\rho}\delta F_{\nu z} = 0, \quad (\text{A4})$$

$$\bar{F}^{\lambda\kappa}\delta F_{\lambda\kappa} = \bar{F}_{\lambda\kappa}\delta F^{\lambda\kappa} = 2\bar{F}_{\rho z}\delta F^{\rho z} = 2W^{\rho\lambda z\rho}\partial_\lambda\psi = -2g^{\rho\rho}g^{\lambda z}\partial_\lambda\psi = 0. \quad (\text{A5})$$

We find

$$\begin{aligned} \delta F^{\mu\lambda}\bar{F}_{\nu\lambda} &= \delta F^{\mu z}\bar{F}_{\nu z} + \delta F^{\mu\rho}\bar{F}_{\nu\rho} = \delta F^{\nu z}\delta_{\nu\rho} - \delta^{\mu\rho}\delta_{\nu z} = W^{\mu\lambda z\rho}\partial_\lambda\psi\delta_{\nu\rho} - W^{\mu\lambda\rho\rho}\partial_\lambda\psi\delta_{\nu z} \\ &= -g^{\mu\rho}g^{zz}\partial_z\psi\delta_{\nu\rho} - W^{\mu\lambda\rho\rho}\partial_\lambda\psi\delta_{\nu z} = -W^{\mu\lambda\rho\rho}\partial_\lambda\psi\delta_{\nu z} = 0. \end{aligned} \quad (\text{A6})$$

Because when $\nu = \rho$, we have $\delta F_{\rho z} = -\partial_z\psi = 0$, and otherwise, we have $\delta F_{\nu z} = 0$. Then, we conclude that when μ and ν are not z , we have

$$\delta T_\nu^\mu = 0. \quad (\text{A7})$$

To check the force-free condition, we calculate the Lorentz force,

$$f_\mu^L = J^\nu F_{\mu\nu}, \quad J^\mu = \nabla_\nu F^{\mu\nu} = \frac{1}{\sqrt{-g}}\partial_\nu(\sqrt{-g}F^{\mu\nu}). \quad (\text{A8})$$

First, we can confirm the Lorentz force of the equilibrium vanishes because the 4-current density of the equilibrium vanishes:

$$\bar{J}^\mu = \frac{1}{\sqrt{-g}}\partial_\nu(\sqrt{-g}\bar{F}^{\mu\nu}) = \frac{1}{\sqrt{-g}}\partial_X(\sqrt{-g}\bar{F}^{\mu X}) = 0, \quad \bar{f}_\mu^L = \bar{J}^\nu \bar{F}_{\mu\nu} = 0, \quad (\text{A9})$$

Second, we confirm the Lorentz force with respect to the first-order perturbation of Alfvén wave vanishes:

$$\delta f_i^L = \delta J^\nu \bar{F}_{i\nu} = 0, \quad (\text{A10})$$

$$\delta f_\rho^L = \delta J^\nu \bar{F}_{\rho\nu} = \delta J^z \bar{F}_{\rho z} = \delta J^z = \frac{1}{\sqrt{-g}}\partial_\nu(\sqrt{-g}\bar{F}^{z\nu}) = \frac{1}{\sqrt{-g}}\partial_\nu(\sqrt{-g}W^{z\lambda\nu\rho}\partial_\lambda\psi) = 0, \quad (\text{A11})$$

$$\begin{aligned} \delta f_z^L &= \delta J^\nu \bar{F}_{z\nu} = \delta J^\rho \bar{F}_{z\rho} = -\delta J^\rho = -\frac{1}{\sqrt{-g}}\partial_\nu(\sqrt{-g}\delta F^{\rho\nu}) \\ &= -\frac{1}{\sqrt{-g}}\partial_\nu(\sqrt{-g}W^{\rho\lambda\nu\rho}\partial_\lambda\psi) = \frac{1}{\sqrt{-g}}\partial_\nu(\sqrt{-g}W^{\nu\lambda\rho\rho}\partial_\lambda\psi) = 0, \end{aligned} \quad (\text{A12})$$

where i is T or X . In the last equation of Eq. (A12), we use Eq. (23). Then, we confirmed the first order of the Lorentz force vanishes.

It is noted that we have $\delta J^\rho = \delta J^z = 0$. Using

$$\delta J^\mu = \frac{1}{\sqrt{-g}} \partial_\nu (\sqrt{-g} \delta F^{\mu\nu}) = \frac{1}{\sqrt{-g}} \partial_\nu (\sqrt{-g} W^{\mu\lambda\nu\rho} \partial_\lambda \psi), \quad (\text{A13})$$

we have

$$\delta J^T = \frac{1}{\sqrt{-g}} \sum_{\lambda=T,X} \partial_\nu (\sqrt{-g} W^{T\lambda\nu\rho} \partial_\lambda \psi) = \frac{1}{\sqrt{-g}} \sum_{\lambda=T,X} \partial_X (\sqrt{-g} W^{T\lambda X\rho} \partial_\lambda \psi), \quad (\text{A14})$$

$$\delta J^X = \frac{1}{\sqrt{-g}} \sum_{\lambda=T,X} \partial_\nu (\sqrt{-g} W^{X\lambda\nu\rho} \partial_\lambda \psi) = -\frac{1}{\sqrt{-g}} \sum_{\lambda=T,X} \partial_X (\sqrt{-g} W^{T\lambda X\rho} \partial_\lambda \psi), \quad (\text{A15})$$

$$\delta J^\rho = \delta J^z = 0, \quad (\text{A16})$$

where $W^{TTX\rho} = \frac{I'}{X\Gamma}$ and $W^{TXX\rho} = W = \Omega - \Omega_F$. We also have

$$\delta^2 J^\mu = \frac{1}{\sqrt{-g}} \partial_\nu (\sqrt{-g} \delta^2 F^{\mu\nu}) = 0. \quad (\text{A17})$$

We find three components of the Lorentz force vanish as

$$\delta^2 f_T^L = \delta J^\mu \delta F_{T\mu} = \delta J^\rho \delta F_{T\rho} = 0, \quad (\text{A18})$$

$$\delta^2 f_X^L = \delta J^\mu \delta F_{X\mu} = \delta J^\rho \delta F_{X\rho} = 0, \quad (\text{A19})$$

$$\delta^2 f_z^L = \delta J^\mu \delta F_{z\mu} = \delta J^\rho \delta F_{z\rho} = 0, \quad (\text{A20})$$

because of $\delta J^\rho = 0$. The ρ -component of the Lorentz force is calculated as,

$$\begin{aligned} \delta^2 f_\rho^L &= \delta J^\mu \delta F_{\rho\mu} = \delta J^T \delta F_{\rho T} + \delta J^X \delta F_{\rho X} = -\delta J^T \partial_T \psi - \delta J^X \partial_X \psi \\ &= \frac{1}{\sqrt{-g}} \sum_{\lambda=T,X} [-\partial_X (\sqrt{-g} W^{T\lambda X\rho} \partial_\lambda \psi) \partial_T \psi + \partial_T (\sqrt{-g} W^{T\lambda X\rho} \partial_\lambda \psi)] \partial_X \psi \\ &= \frac{1}{\sqrt{-g}} [-\partial_X \{ \sqrt{-g} \partial_T \psi (W^{TTX\rho} \partial_T \psi + W^{TXX\rho} \partial_X \psi) \} + \partial_T \{ \sqrt{-g} \partial_X \psi (W^{TTX\rho} \partial_T \psi + W^{TXX\rho} \partial_X \psi) \}] \\ &= \frac{1}{\sqrt{-g}} \left[-\partial_X \left\{ \partial_T \psi \left(\frac{I'}{\Gamma} \partial_T \psi + XW \partial_X \psi \right) \right\} + \partial_T \left\{ \partial_X \psi \left(\frac{I'}{\Gamma} \partial_T \psi + XW \partial_X \psi \right) \right\} \right]. \quad (\text{A21}) \end{aligned}$$

B. CALCULATION OF ENERGY DENSITY AND ENERGY FLUX DENSITY CORRECTED BY χ

We show the detail of the calculation of the energy density and energy flux of Alfvén wave and the induced fast wave described by χ . The Alfvén wave and the fast wave are given by the following perturbation, respectively,

$$\phi_1 = \bar{\phi}_1 + \delta\phi_1 = -z + \psi(T, X), \quad (\text{B22})$$

$$\phi_2 = \bar{\phi}_2 + \delta^2\phi_2 = \rho + \chi(T, X). \quad (\text{B23})$$

To derive time evolution equation of χ , we use Eq. (5). When we take $i = 2$, we find the trivial equation:

$$\partial_\lambda(\sqrt{-g}W^{\lambda\alpha\mu\beta}\partial_\alpha\bar{\phi}_1\partial_\beta\chi)\partial_\mu\bar{\phi}_2+\partial_\lambda(\sqrt{-g}W^{\lambda\alpha\mu\beta}\partial_\alpha\bar{\phi}_1\partial_\beta\bar{\phi}_2)\partial_\mu\chi = -\partial_\lambda(\sqrt{-g}W^{\lambda z\rho\beta}\partial_\beta\chi)-\partial_\lambda(\sqrt{-g}W^{\lambda z\mu\rho}\partial_\mu\chi) = 0. \quad (\text{B24})$$

When we take $i = 1$, we obtain the equation of χ :

$$\begin{aligned} & \partial_\lambda(\sqrt{-g}W^{\lambda\alpha\mu\beta}\partial_\alpha\psi\partial_\beta\bar{\phi}_2)\partial_\mu\psi + \partial_\lambda(\sqrt{-g}W^{\lambda\alpha\mu\beta}\partial_\alpha\bar{\phi}_1\partial_\beta\chi)\partial_\mu\bar{\phi}_1 \\ &= \partial_\lambda(\sqrt{-g}W^{\lambda\alpha\mu\rho}\partial_\alpha\psi)\partial_\mu\psi + \partial_\lambda(\sqrt{-g}W^{\lambda z z\beta}\partial_\beta\chi) \\ &= \partial_\lambda(-\sqrt{-g}g^{\lambda\beta}\partial_\beta\psi) + \partial_\lambda(\sqrt{-g}W^{\lambda\alpha\mu\rho}\partial_\alpha\psi)\partial_\mu\psi = 0. \end{aligned} \quad (\text{B25})$$

Then, we obtain the time evolution equation of χ ,

$$\square\chi = \nabla_\mu\nabla^\mu\chi = \frac{1}{\sqrt{-g}}\partial_\lambda(\sqrt{-g}g^{\mu\beta}\partial_\beta\chi) = \frac{1}{\sqrt{-g}}\partial_\lambda(\sqrt{-g}W^{\lambda\alpha\mu\rho}\partial_\alpha\psi\partial_\mu\psi) \equiv s. \quad (\text{B26})$$

When we consider χ , we found the force-free condition recovers as follows. When we take $\nu \neq \rho$, we have

$$\delta^2 f_\nu = \delta J^\mu\delta F_{\nu\mu} + \delta^2 J^\mu\bar{F}_{\nu\mu} = \delta J^\rho\delta F_{\nu\rho} + \delta^2 J^\rho\bar{F}_{\nu\rho} = 0. \quad (\text{B27})$$

Otherwise, we have

$$\begin{aligned} \delta^2 f_\rho &= \delta J^\mu\delta F_{\rho\mu} + \delta^2 J^\mu\bar{F}_{\rho\mu} = -\frac{1}{\sqrt{-g}}\partial_\nu(\sqrt{-g}W^{\mu\lambda\nu\rho}\partial_\lambda\psi)\partial_\mu\psi + \delta^2 J^z \\ &= -\frac{1}{\sqrt{-g}}\partial_\nu(\sqrt{-g}g^{\nu\beta}\partial_\beta\chi) + \frac{1}{\sqrt{-g}}\partial_\nu(\sqrt{-g}W^{\nu\lambda\mu\rho}\partial_\lambda\psi\partial_\mu\psi) = 0. \end{aligned} \quad (\text{B28})$$

Eventually, introducing χ , we recovered and confirmed the force-free condition.

We show the detail derivation of the equilibrium, first order, and second order of the values with respect to the conservation law. With respect to the energy density, we have

$$\bar{S}^0 = -\frac{1}{2}\bar{F}^{0i}\bar{F}_{0i} + \frac{1}{4}\bar{F}^{ij}\bar{F}_{ij} = \frac{1}{2}g^{\rho\rho} = \frac{I^2 - \Gamma}{2X^2\alpha^2}, \quad (\text{B29})$$

$$\delta S^0 = -\frac{1}{2}\delta F^{0i}\bar{F}_{0i} - \frac{1}{2}\bar{F}^{0i}\delta F_{0i} + \frac{1}{4}\delta F^{ij}\bar{F}_{ij} + \frac{1}{4}\bar{F}^{ij}\delta F_{ij} = -g^{\rho\rho}\partial_z\psi = 0, \quad (\text{B30})$$

$$\begin{aligned} \delta^2 S^0 &= -\frac{1}{2}\delta F^{0i}\delta F_{0i} + \frac{1}{4}\delta F^{ij}\delta F_{ij} - \frac{1}{2}\bar{F}^{i0}\delta^2 F_{0i} + \frac{1}{4}\bar{F}^{ij}\delta^2 F_{ij} + \frac{1}{4}\delta^2 F^{ij}\bar{F}_{ij} \\ &= \frac{-1}{2\Gamma} \left[\frac{-\Gamma + I^2}{\alpha^2 X^2} (\partial_T\psi)^2 + \frac{\Gamma^2}{X^2} (\partial_X\psi)^2 \right] + g^{X\rho}\partial_X\chi \\ &= \frac{-\gamma_F}{2\Gamma} [\lambda(\partial_T\psi)^2 + (\partial_x\psi)^2] + \frac{I'\gamma_F}{-\Gamma}\partial_x\chi. \end{aligned} \quad (\text{B31})$$

With respect to the energy flux, we have

$$\bar{S}^X = \bar{F}^{Xi}\bar{F}_{i0} = 0, \quad (\text{B32})$$

$$\delta S^X = \delta F^{Xi}\bar{F}_{i0} + \bar{F}^{Xi}\delta F_{i0} = 0, \quad (\text{B33})$$

$$\begin{aligned} \delta^2 S^X &= \delta F^{Xi}\delta F_{i0} + \bar{F}^{Xi}\delta^2 F_{i0} = \delta F^{X\rho}\delta F_{\rho 0} + \bar{F}^{Xz}\delta^2 F_{z0} \\ &= \frac{\Gamma}{X^2}\partial_T\psi\partial_X\psi - g^{X\rho}\partial_T\chi = -\frac{\gamma_F}{X}\partial_T\psi\partial_x\psi - \frac{I'}{X}\partial_T\chi. \end{aligned} \quad (\text{B34})$$

With respect to the angular momentum, we introduced χ to recover the force-free condition of the Alfvén wave up to second order of the perturbation so that we become able to consider the conservation law of angular momentum up to second order. The axial Killing vector $\xi_{(\rho)}^\mu = (0, 0, 1, 0)$ yields the 4-angular momentum flux density $M^\mu = \xi_{(\rho)}^\nu T_\nu^\mu$, and we obtain the angular momentum conservation law in the corotating natural coordinates,

$$\nabla_\mu M^\mu = \frac{1}{\sqrt{-g}} \partial_\mu (\sqrt{-g} M^\mu) = \frac{\partial M^0}{\partial T} + \frac{1}{\sqrt{-g}} \frac{\partial}{\partial X} (\sqrt{-g} M^X) = \xi_{(\rho)}^\mu f_\mu^L = f_\rho^L = 0. \quad (\text{B35})$$

The 4-angular momentum density M^μ in the corotating natural coordinates calculated as

$$M^\mu = \xi_{(\rho)}^\nu T_\nu^\mu = T_\rho^\mu = F^{\mu\nu} F_{\rho\nu}. \quad (\text{B36})$$

Then, we have the 4-angular momentum density of the equilibrium, first and second-order perturbations of the linear Alfvén wave,

$$\bar{M}^\mu = \bar{T}_\rho^\mu = \bar{F}^{\mu\lambda} \bar{F}_{\rho\lambda} = g^{\mu\rho}, \quad (\text{B37})$$

$$\delta M^\mu = \delta F^{\mu\nu} \bar{F}_{\rho\nu} + \bar{F}^{\mu\nu} \delta F_{\rho\nu} = \delta F^{\mu z} \bar{F}_{\rho z} + \bar{F}^{\mu z} \delta F_{\rho z} = \delta F^{\mu z} - g^{\mu\rho} \partial_z \psi = W^{\mu\lambda z\rho} \partial_\lambda \psi = 0, \quad (\text{B38})$$

$$\begin{aligned} \delta^2 M^\mu &= \delta^2 F^{\mu\nu} \bar{F}_{\rho\nu} + \delta F^{\mu\nu} \delta F_{\rho\nu} + \bar{F}_{\mu\nu} \delta^2 F^{\rho\nu} = \delta^2 F^{\mu z} \bar{F}_{\rho z} + \bar{F}^{\mu z} \delta^2 F_{\rho z} + \delta F^{\mu\nu} \delta F_{\rho\nu} \\ &= -W^{\mu\lambda\nu\rho} \partial_\lambda \psi \partial_\nu \psi - W^{\mu z z \beta} \partial_\beta \chi - g^{\mu\rho} \partial_z \chi = -W^{\mu\lambda\nu\rho} \partial_\lambda \psi \partial_\nu \psi + g^{\mu\beta} \partial_\beta \chi, \end{aligned} \quad (\text{B39})$$

where we assume $\mu \neq z$. Then, we confirm the conservation of the angular momentum for the second order of the perturbation as

$$\nabla_\mu \delta^2 M^\mu = \frac{1}{\sqrt{-g}} \partial_\lambda (\sqrt{-g} M^\lambda) = \frac{1}{\sqrt{-g}} \partial_\lambda [\sqrt{-g} (g^{\lambda\beta} \partial_\beta \chi - W^{\lambda\alpha\mu\rho} \partial_\alpha \psi \partial_\mu \psi)] = 0, \quad (\text{B40})$$

where we used Eq. (23). We have the energy density and energy flux density of the equilibrium, first and second-order perturbations of the linear Alfvén wave distinctively,

$$\bar{M}^0 = g^{0\rho} = -\frac{\Gamma - I'^2}{\alpha^2 \Gamma} (\Omega - \Omega_F), \quad \bar{M}^X = g^{X\rho} = \frac{I'}{X}, \quad (\text{B41})$$

$$\delta M^0 = W^{0\lambda z\rho} \partial_\lambda \psi = 0, \quad \delta M^X = W^{X\lambda z\rho} \partial_\lambda \psi = 0, \quad (\text{B42})$$

$$\delta^2 M^0 = -W^{0\lambda\nu\rho} \partial_\lambda \psi \partial_\nu \psi + g^{0\beta} \partial_\beta \chi = -W^{T\lambda X\rho} \partial_\lambda \psi \partial_X \psi + g^{T\beta} \partial_\beta \chi, \quad (\text{B43})$$

$$\delta^2 M^X = -W^{X\lambda\nu\rho} \partial_\lambda \psi \partial_\nu \psi + g^{X\beta} \partial_\beta \chi = W^{T\lambda X\rho} \partial_\lambda \psi \partial_T \psi + g^{X\beta} \partial_\beta \chi. \quad (\text{B44})$$

C. DERIVATION OF ENERGY DENSITY AND ENERGY FLUX IN BTZ SPACETIME

We show the detail derivation of energy density and energy flux in BTZ spacetime. The energy density in the BTZ coordinates is calculated by

$$\begin{aligned} S^t = -T_t^t &= -\frac{\partial t}{\partial x^\lambda} \frac{\partial x^\kappa}{\partial t} T_{\kappa}^\lambda = -\left[\frac{\partial t}{\partial T} \frac{\partial T}{\partial t} T_T^T + \frac{\partial t}{\partial T} \frac{\partial \rho}{\partial t} T_\rho^T + \frac{\partial t}{\partial X} \frac{\partial T}{\partial t} T_T^X + \frac{\partial t}{\partial X} \frac{\partial \rho}{\partial t} T_\rho^X \right] \\ &= -T_T^T + \Omega_F T_\rho^T + I_0 (T_T^X - \Omega_F T_\rho^X) = \underline{S}^T + \Omega_F \underline{M}^T - I_0 (\underline{S}^X + \Omega_F \underline{M}^X). \end{aligned} \quad (\text{C45})$$

Then, we have the energy density and energy flux density of the equilibrium, first and second-order perturbations of the linear Alfvén wave,

$$\bar{S}^t = \bar{\underline{S}}^T + \Omega_F \bar{\underline{M}}^T - I_0 (\bar{\underline{S}}^X + \Omega_F \bar{\underline{M}}^X) = \frac{1}{2} g^{\rho\rho} + \Omega_F (g^{T\rho} - I_0 g^{X\rho}), \quad (\text{C46})$$

$$\delta S^t = \delta \underline{S}^T + \Omega_F \delta \underline{M}^T - I_0 (\delta \underline{S}^X + \Omega_F \delta \underline{M}^X) = 0, \quad (\text{C47})$$

$$\delta^2 S^t = \delta^2 \underline{S}^T + \Omega_F \delta^2 \underline{M}^T - I_0 (\delta^2 \underline{S}^X + \Omega_F \delta^2 \underline{M}^X) = \delta^{1+1} S^t + \delta^{2+0} S^t, \quad (\text{C48})$$

where

$$\begin{aligned} \delta^{1+1} S^t &= \frac{1}{2\Gamma^2} \left[\frac{1}{X^2 \alpha^2} \{ \Gamma^2 + I'^2 (\alpha^2 - X^2 (\Omega^2 - \Omega_F^2)) \} (\partial_T \psi)^2 + \frac{\Gamma^2}{X^2} \{ \alpha^2 - X^2 (\Omega^2 - \Omega_F^2) \} (\partial_X \psi)^2 \right. \\ &\quad \left. - 2 \frac{\Gamma}{\alpha^2 X} I' \{ \Gamma (\Omega - \Omega_F) + \Omega_F (\alpha^2 + X^2 (\Omega - \Omega_F)^2) \} \partial_T \psi \partial_X \psi \right], \end{aligned} \quad (C49)$$

$$\begin{aligned} \delta^{2+0} S^t &= g^{X\rho} \partial_X \chi + \Omega_F g^{T\beta} \partial_\beta \chi + I_0 (g^{X\rho} \partial_T \chi - \Omega_F g^{X\beta} \partial_\beta \chi), \\ &= \frac{I'}{X} \partial_X \chi - \frac{1}{\alpha^2 \Gamma} (\Omega_F \Gamma - I'^2 W) \partial_T \chi. \end{aligned} \quad (C50)$$

When we use the tortoise coordinate x , we have the following expressions,

$$\begin{aligned} \delta^{1+1} S^t &= \frac{1}{2\Gamma^2} \left[\frac{1}{X^2 \alpha^2} \{ \Gamma^2 + I'^2 (\alpha^2 - X^2 (\Omega^2 - \Omega_F^2)) \} (\partial_T \psi)^2 + \gamma_F^2 \{ \alpha^2 - X^2 (\Omega^2 - \Omega_F^2) \} (\partial_x \psi)^2 \right. \\ &\quad \left. + 2 \frac{I' \gamma_F}{\alpha^2} \{ \Gamma (\Omega - \Omega_F) + \Omega_F (\alpha^2 + X^2 (\Omega - \Omega_F)^2) \} \partial_T \psi \partial_x \psi \right], \end{aligned} \quad (C51)$$

$$\delta^{2+0} S^t = \frac{\gamma_F I'}{-\Gamma} \partial_x \chi - \frac{1}{\alpha^2 \Gamma} (\Omega_F \Gamma - I'^2 W) \partial_T \chi. \quad (C52)$$

The energy flux density in the BTZ coordinates is calculated by

$$\begin{aligned} S^r &= -T_t^r = -\frac{\partial r}{\partial x^\lambda} \frac{\partial x^\kappa}{\partial t} T_\kappa^\lambda = - \left[\frac{\partial r}{\partial X} \frac{\partial T}{\partial t} T_T^X + \frac{\partial r}{\partial X} \frac{\partial \rho}{\partial t} T_\rho^X \right] \\ &= -T_T^X + \Omega_F T_\rho^X = \underline{S}^X + \Omega_F \underline{M}^X. \end{aligned} \quad (C53)$$

Then, we have the energy flux density of the equilibrium, first and second-order perturbations of the linear Alfvén wave,

$$\bar{S}^r = \bar{\underline{S}}^X + \Omega_F \bar{\underline{M}}^X = \Omega_F \frac{I'}{X}, \quad (C54)$$

$$\delta S^r = \delta \underline{S}^X + \Omega_F \delta \underline{M}^X = 0, \quad (C55)$$

$$\delta^2 S^r = \delta^2 \underline{S}^X + \Omega_F \delta^2 \underline{M}^X = \delta^{1+1} S^r + \delta^{2+0} S^r, \quad (C56)$$

where

$$\begin{aligned} \delta^{1+1} S^r &= \frac{\Gamma}{X^2} \partial_T \psi \partial_X \psi - \Omega_F W^{X\lambda T\rho} \partial_\lambda \psi \partial_T \psi \\ &= -\frac{1}{X^2} \partial_T \psi \left[\left(X^2 - M + \frac{Ma}{2} \Omega_F \right) \partial_X \psi - \frac{I' X \Omega_F}{\Gamma} \partial_T \psi \right], \end{aligned} \quad (C57)$$

$$\begin{aligned} \delta^{2+0} S^r &= -g^{X\rho} \partial_T \chi + \Omega_F g^{X\beta} \partial_\beta \chi \\ &= \frac{I'}{X\Gamma} (-\Gamma + X^2 W \Omega_F) \partial_T \chi + \Omega_F \underline{\alpha}^2 \partial_X \chi. \end{aligned} \quad (C58)$$

When we use the tortoise coordinate x , we have distinct expressions,

$$\delta^{1+1} S^r = -\frac{\gamma_F}{X\Gamma} \partial_T \psi \left[\left(X^2 - M + \frac{Ma}{2} \Omega_F \right) \partial_x \psi + \frac{I' \Omega_F}{\gamma_F} \partial_T \psi \right], \quad (C59)$$

$$\delta^{2+0} S^r = \frac{I'}{X\Gamma} [\alpha^2 - X^2 (\Omega - \Omega_F) (\Omega - 2\Omega_F)] \partial_T \chi - \alpha^2 \frac{\Omega_F X}{\Gamma} \gamma_F \partial_x \chi. \quad (C60)$$

D. ENERGY TRANSPORT IN THE BTZ SPACETIME

We recovered the force-free condition in the BTZ coordinates with the additional variable χ so that we have the energy and momentum conservation, $\nabla_\nu T^{\mu\nu} = 0$ up to the second order of the perturbations. When we use the time-like Killing vector $\xi_{(t)}^\mu = (1, 0, 0, 0)$, we have the energy conservation law in the BTZ coordinates,

$$\nabla_\nu S^\nu = \frac{1}{\sqrt{-g}} \partial_\nu (\sqrt{-g} S^\nu) = \frac{1}{\sqrt{-g}} \partial_t (\sqrt{-g} S^t) + \frac{1}{\sqrt{-g}} \partial_i (\sqrt{-g} S^i) = 0, \quad (\text{D61})$$

where $S^\nu = -\xi_{(t)}^\mu T^{\mu\nu}$ is the 4-energy flux density in the BTZ coordinates. In the case of axisymmetry and translation symmetry with respect to the z -direction, we have

$$\frac{\partial}{\partial t} (\sqrt{-g} S^t) + \frac{\partial}{\partial r} (\sqrt{-g} S^r) = 0. \quad (\text{D62})$$

It reads,

$$\begin{aligned} & \int_{t_1}^{t_2} dt \int_{r_1}^{r_2} \frac{\partial}{\partial t} (\sqrt{-g} S^t) + \int_{t_1}^{t_2} dt \int_{r_1}^{r_2} \frac{\partial}{\partial r} (\sqrt{-g} S^r) \\ &= \int_{r_1}^{r_2} \sqrt{-g} S^t(r, t_2) - \int_{r_1}^{r_2} \sqrt{-g} S^t(r, t_1) + \int_{t_1}^{t_2} dt \sqrt{-g} S^r(r_2, t) - \int_{t_1}^{t_2} dt \sqrt{-g} S^r(r_1, t) = 0. \end{aligned} \quad (\text{D63})$$

When we define the total energy between $r = r_1$ and $r = r_2$ and the energy flux at $r = r_b$ ($b = 1, 2$) by

$$E(t) = \int_{r_1}^{r_2} \sqrt{-g} S^t(r, t) dr, \quad (\text{D64})$$

$$F_b(t) = \int_{t_1}^t \sqrt{-g} S^t(r_b, t') dt', \quad (\text{D65})$$

respectively, we obtain the conservation quantity as

$$E(t_2) - F_1(t_2) + F_2(t_2) = E(t_1). \quad (\text{D66})$$

When we consider the second order of the perturbations, we have the quantity with respect to the energy conservation of the wave,

$$\delta^2 E(t) - \delta^2 F_1(t) + \delta^2 F_2(t) = \delta^2 E(t_1), \quad (\text{D67})$$

where $\delta^2 E(t) = \int_{r_1}^{r_2} \sqrt{-g} \delta^2 S^t(r, t) dr$ and $\delta^2 F_b(t) = \int_{t_1}^t \sqrt{-g} \delta^2 S^t(r_b, t') dt'$ ($b = 1, 2$).

E. NUMERICAL METHOD OF 1-D WAVE EQUATION

Equations (27) with the additional term $-\kappa(x)\psi$ in its right-hand side and (41) are written by multi-dimensional time-development equations as,

$$\begin{aligned}\frac{\partial\psi}{\partial T} &= -\frac{1}{\lambda(x)}\frac{\partial v}{\partial x} - \kappa(x)w, \\ \frac{\partial v}{\partial T} &= -\frac{\partial\psi}{\partial x}, \\ \frac{\partial w}{\partial T} &= \psi, \\ \frac{\partial\chi}{\partial T} &= -h(x)\frac{\partial}{\partial x}(b(x)\chi + c(x)u) + k(x)\chi + G, \\ \frac{\partial u}{\partial T} &= -\frac{\partial\chi}{\partial x}, \\ \frac{\partial G}{\partial T} &= g(x),\end{aligned}\tag{E68}$$

where $u(x, T)$, $v(x, T)$, $w(x, T)$, and $G(x, T)$ are new variables, and $h(x) = -\frac{f}{\sqrt{-gg^{TT}}}$, $b(x) = -2\sqrt{-gg^{TX}}$, $k(x) = \frac{1}{\sqrt{-gg^{TT}}}\frac{\partial}{\partial X}(\sqrt{-gg^{TX}})$, $c(x) = \sqrt{-gg^{XX}}f$, $g(x) = \frac{1}{g^{TT}}s$.

We use the two-step Lax-Wendroff scheme for the multi-dimension time-development equation

$$\frac{\partial\mathbf{u}}{\partial t} = -\mathbf{h} \odot \frac{\partial\mathbf{w}}{\partial t} + \mathbf{f},\tag{E69}$$

where \mathbf{u} is the array of the conserved quantity density, \mathbf{w} is the array of the flux density of the conserved quantity, \mathbf{f} is the array of the source density of the conserved variable:

$$\mathbf{u}_j^{n+1} = \mathbf{u}_j^n - \frac{\Delta t}{\Delta x}\mathbf{h}_j^n \odot (\mathbf{w}_{j+1}^n - \mathbf{w}_j^n) + \Delta t\mathbf{f}_j^n,\tag{E70}$$

$$\mathbf{u}_j^{n+1} = \frac{1}{2}\left[\mathbf{u}_j^n\mathbf{u}_j^{n+1} - \frac{\Delta t}{\Delta x}\mathbf{h}_j^n \odot (\mathbf{w}_j^{n+1} - \mathbf{w}_{j-1}^{n+1}) + \Delta t\mathbf{f}_j^{n+1}\right].\tag{E71}$$

Here, we used \odot to express the product of two vectors $\mathbf{a} = (a_1, a_2, \dots)^T$ and $\mathbf{b} = (b_1, b_2, \dots)^T$,

$$\mathbf{a} \odot \mathbf{b} \equiv \begin{pmatrix} a_1 b_1 \\ a_2 b_2 \\ \vdots \end{pmatrix}.\tag{E72}$$

Equation (E68) are given by

$$\mathbf{u} = \begin{pmatrix} \psi \\ v \\ w \\ \chi \\ u \\ G \end{pmatrix}, \mathbf{h} = \begin{pmatrix} \frac{1}{\lambda(x)} \\ 1 \\ 0 \\ h \\ 1 \\ 1 \end{pmatrix}, \mathbf{w} = \begin{pmatrix} v \\ \psi \\ 0 \\ b\chi + cu \\ \chi \\ 0 \end{pmatrix}, \mathbf{f} = \begin{pmatrix} -\kappa(x)w \\ 0 \\ \psi \\ k\chi + G \\ 0 \\ g \end{pmatrix}.\tag{E73}$$