

Partially-supervised novel object captioning leveraging context from paired data

Shashank Bujimalla,¹ Mahesh Subedar,² Omesh Tickoo²

¹ Intel Corporation

² Intel Labs

shashankbvs@gmail.com, mahesh.subedar@intel.com, omesh.tickoo@intel.com


Abstract

In this paper, we propose an approach to improve image captioning solutions for images with novel objects that do not have caption labels in the training dataset. Our approach is agnostic to model architecture, and primarily focuses on training technique that uses existing fully paired image-caption data and the images with only the novel object detection labels (partially paired data). We create synthetic paired captioning data for these novel objects by leveraging context from existing image-caption pairs. We further re-use these partially paired images with novel objects to create pseudo-label captions that are used to fine-tune the captioning model. Using a popular captioning model (Up-Down) as baseline, our approach achieves state-of-the-art results on *held-out* MS COCO out-of-domain test split, and improves F1 metric and CIDEr for novel object images by 75.8 and 26.6 points respectively, compared to baseline model that does not use partially paired images during training.

Introduction

Image captioning solutions generate natural language description (i.e., caption) of the salient visual concepts in a given image. There has been a rapid progress in using deep neural network models to develop automatic image captioning solutions. The datasets that are used to train these models contain paired image-caption data, i.e., each image consists of a set of human annotated ground-truth captions; we also refer to such data as fully paired data from hereon. These datasets are often limited in the number and diversity of visual concepts; for e.g., MS COCO Captions (Chen et al. 2015), which is the most popular captioning dataset contains only 91 underlying object classes. This could severely hinder the practical application of such models.

There has been an increased effort to improve image captioning solutions on novel object classes that do not have paired image-caption annotations in training dataset. To this end, benchmark datasets such *held-out* MS COCO (Hendricks et al. 2016) and *no-caps* (Agrawal et al. 2019) have been created to advance research on these solutions. The current solutions broadly belong to two categories; the first category uses specialized model architectures to insert the objects detected in an image into the caption; the second category uses partial supervision to train the models on images



A bowl a *cup* and two controllers on a table.

A bowl a *bottle* and two controllers on a table.



Baseline: A brown dog laying next to a glass of wine.

Ours: A brown dog laying next to a *bottle* of wine.

Figure 1: In our approach, we generate synthetic paired data for novel objects, as shown in ‘bottle’ example on the top. Using synthetic data and partially paired data, our approach generates a caption that correctly includes ‘bottle’ on an unseen image.

with novel objects. In this work, we focus on the latter category and propose a partially-supervised novel object captioning solution, so that it is agnostic to model architecture. Such partially-supervised solutions use images from object detection datasets to train the captioning model. The current object detection datasets include a much wider variety of object classes than the captioning datasets; for e.g., Open Images (Krasin et al. 2017) contains 600 object classes that include human annotations for object bounding boxes and class labels. These images are referred to as partially paired data from hereon, since their class labels can be considered as partial ground-truth captions.

The current solutions belonging to this category use the image and the class labels of partially paired data, but do not use the bounding box annotations; we leverage these annotations and replace objects in fully paired images to generate synthetic paired image-caption data for novel objects, as shown in Figure 1. We refer to such data as synthetic data in this work, although they are extracted from natural image-caption pairs. To our knowledge, no prior novel object captioning solution uses these bounding box annotations of partially paired images directly to help train the model. Such synthetically generated images are often prone to noise (Cao et al. 2020). So, we use simple heuristics like restricting

certain object replacements to reduce noise in synthetic images. **Synthetic images vs. features:** FDM-net (Cao et al. 2020) also generates synthetic data containing novel objects; but they perform object replacement in image feature space, wherein the image features are obtained using object detection model; We feel that using synthetic images instead, is more future-proof and agnostic to advancing captioning models (for e.g., end-to-end single stage models, or models that leverage spatial information of objects in the image); it also allows us to bypass any noise in the object detection models (for e.g., NMS of extracted features); finally, it allows us to include humans in the loop to sign-off or discard the synthetic data generated using such automation. **Object annotations for fully paired objects:** Although our current work requires bounding box annotations for objects in fully paired data, which is true for both the existing novel captioning datasets based on MS COCO, this requirement can be relaxed if such annotations are not available, by using object detection models that predict the bounding boxes of objects. **Synthetic captions:** We also generate the corresponding synthetic captions for these synthetic images by direct word replacement of objects; we again use simple heuristics to reduce the noise in synthetic captions. FDM-net also generates synthetic captions, but uses an additional scene-graph based network to generate them, which we avoid for simplicity of solution.

Training: We then use this synthetic data along with fully paired data to warm-up the captioning model to novel objects; we empirically notice this considerably improves the captioning model generalization to images containing these novel objects. Finally, we use this model to generate pseudo-label captions for partially paired images using beam search, and constrained beam search (CBS) (Anderson et al. 2016a) with their object detection labels; this final step is repeated in an iterative fashion to fine-tune the model. Since we have a model that is warmed-up to novel objects, we notice that the novel object captioning performance on validation split usually converges in a few rounds when we iterate the fine-tuning on the entire training dataset, i.e. an offline version.

In summary, our main contributions are as follows:

- Firstly, we leverage the bounding box annotations of objects in partially paired and fully paired images to generate synthetic paired image-caption data for novel objects, while using simple heuristics to reduce noise in them. To our knowledge, our approach is the first to study the direct usage of such synthetic paired data with images in the context of novel object captioning.
- Secondly, we demonstrate that using this synthetic data to warm-up the captioning model, and performing few rounds of offline pseudo-label based fine-tuning on partially paired data can achieve state-of-the-art results on *held-out* MS COCO dataset. Our approach is agnostic to model architecture and is simple enough to be applicable to any existing state-of-the-art captioning models. Additionally, our approach does not rely on any lexical classifiers or scene-graph networks to achieve these results.

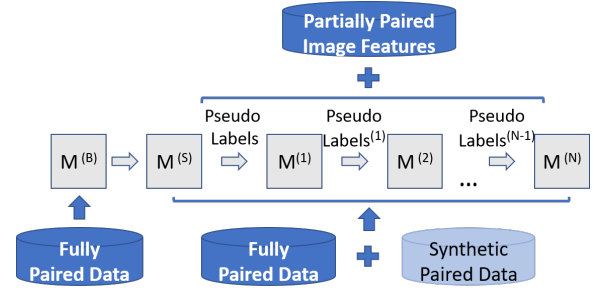


Figure 2: Overview of our training technique.

Related Work

Many of the current solutions for novel object captioning use specialized model architectures to generate captions that contain novel objects; for e.g., they use two parallel network pipelines (Hendricks et al. 2016; Venugopalan et al. 2017; Chen, Jiang, and Zhao 2021; Cagrandi et al. 2021), neural slot-filling (Lu et al. 2018), or copying mechanism (Yao et al. 2017; Wang et al. 2021).


A few of the existing solutions are partially-supervised; they use images from object detection datasets to train the captioning model. PS3 uses these partially paired images and CBS to generate weakly-annotated caption labels, and trains the model in an iterative two-step fashion; they primarily focus on performing these iterations on each mini-batch, i.e., an online version, and maintain two copies of the network to perform this training. In our approach, since we warm-up the model to novel objects before performing pseudo-labeling, our fine-tuning converges even with an offline version within a few rounds, and does not need additional copies of network; this makes our approach easier to integrate on any existing model implementations; however, our approach is also applicable to online version. Additionally, we also use regular beam search to generate pseudo-labels along with those generated using CBS. FDM-net also uses partially paired images and generates synthetic data containing novel objects; we compare our approach with theirs in Introduction section.

Our Approach

Synthetic Data Generation

We first generate paired synthetic data, i.e., image-caption pairs, for novel objects. We use the bounding box annotations of novel objects in partially paired images and replace them into bounding box annotations of candidate objects in fully paired images. We also generate the corresponding synthetic caption for this synthetic image. Examples of synthetic data generated using our approach are shown in Figure 3. More details are as follows.

Candidate object selection: We follow the approach similar to FDM-net to identify the candidate objects in fully paired data for replacement with a novel object. In this approach, validation split images containing novel objects are input to a baseline captioning model that is trained on fully paired data. For each novel object, the number of occur-



A group of cows on dirt area with trees in background.
+ Novel Object: zebra
= A group of zebras on dirt area with trees in background.

A blue plate holding a frosted cake and knife.
+ Novel Object: pizza
= A plate holding a pizza and knife.

A birthday cake has a fraction of itself cut and eaten.
+ Novel Object: pizza
= A pizza has a fraction of itself cut and eaten.

Figure 3: Examples of synthetic data generated using our approach. The first two captions are accurate while the third has incorrect context (‘pizza’ is not cut or eaten).

rences of each fully paired object in the generated captions is used to identify the m most likely candidate objects that the model finds similar to the novel object. We generate up to K synthetic images for each novel object, with K/m images for each novel- candidate object pair. We also heuristically try to minimize the number of times each novel object image is used, so that we generate synthetic images with diverse novel object features and background contexts.

Image selection: The sizes of novel objects and candidate objects could vary widely across images. In order to avoid too much change in resolution and aspect ratio when performing object replacement, we only consider images where novel objects and candidate objects have bounding box annotations whose areas do not differ by more than $\Delta A_{max}\%$; we also set a lower limit, A_{min} , on their areas. We set similar constraints AR_{min} and ΔAR_{max} for their aspect ratios, along with an upper limit on aspect ratio AR_{max} . If multiple occurrences of an object are found in each image, we consider all the pairs for replacement and exclude the pairs that do not meet the constraints. For e.g., multiple occurrences of ‘cow’ are replaced with multiple occurrences of ‘zebra’ in Figure 3. We observe that including such images with multiple object occurrences into synthetic data is critical for captioning performance. We also exclude any objects whose bounding box annotations completely contain other annotations; this is to avoid cases where additional objects accidentally sneak into the synthetic image along with novel objects, or get removed along with candidate object, thus resulting in a noisy caption.

Synthetic caption processing: When candidate objects get replaced with novel objects, their descriptions in the caption could be incorrect. We use simple heuristics to process these captions and notice that they are effective enough to improve captioning results. Before the candidate object is replaced with novel object, we remove any occurrence of color words (e.g., ‘blue’) in the caption; we also remove any adjectives or nouns that occur within certain word radius, ΔR_{adj} and ΔR_{noun} respectively, of the candidate object word. For e.g., ‘a frosted cake’ is converted to ‘a pizza’ in Figure 3.

Noise in synthetic data: Note that there could still be cases where bounding box annotations are incorrect or par-

tial, which would result in noisy images, or where our simple caption processing heuristics fail, which would result in noisy captions. Also, the context of synthetic data may not be completely accurate in some cases. For e.g., ‘a fraction of itself cut and eaten’ is not accurate description of the synthetic ‘pizza’ in Figure 3. Our empirical results (see rows 2A vs. 2E in Table 2) show that synthetic data generated using such simple heuristics is also able to considerably improve the novel object captioning model results. More sophisticated techniques to remove such noise could improve the captioning results further.

Our Training Technique

Figure 2 shows the overview of our training approach that consists of three steps, and leverages synthetic and partially paired data. **Step 1. Train using fully paired data:** We first train our baseline captioning model with fully paired data. **Step 2. Fine-tune using synthetic data:** We warm-up our captioning model to novel objects using our synthetic data in addition to the fully paired data. In principle, this step could be merged with Step 1, wherein the model is jointly trained with both fully paired and synthetic data; however, our two-step approach feels more practical in real-world situations where we have pre-trained captioning models available. **Step 3. Generate pseudo-labels on partially paired data and fine-tune:** In this step, we use our model from Step 2 that considerably improved its generalization to novel objects, and generate pseudo-label captions for partially paired images that contain novel objects. This additional partially paired data, on top of fully paired and synthetic data, is used to further fine-tune our model. This Step 3 is repeated for a fixed number of rounds N in our approach. We perform offline pseudo-labeling, i.e. we fine-tune the model on our entire dataset for few epochs and generate pseudo-labels, which allows our approach to be applicable on any existing implementations of captioning models. Also, we generate two pseudo-label captions for each partially paired image (one with, and one without CBS, i.e., regular beam search). We observe that CBS could sometimes negatively impact caption quality (i.e., CIDEr score) while including the novel objects in the caption. On the other hand, we observe that

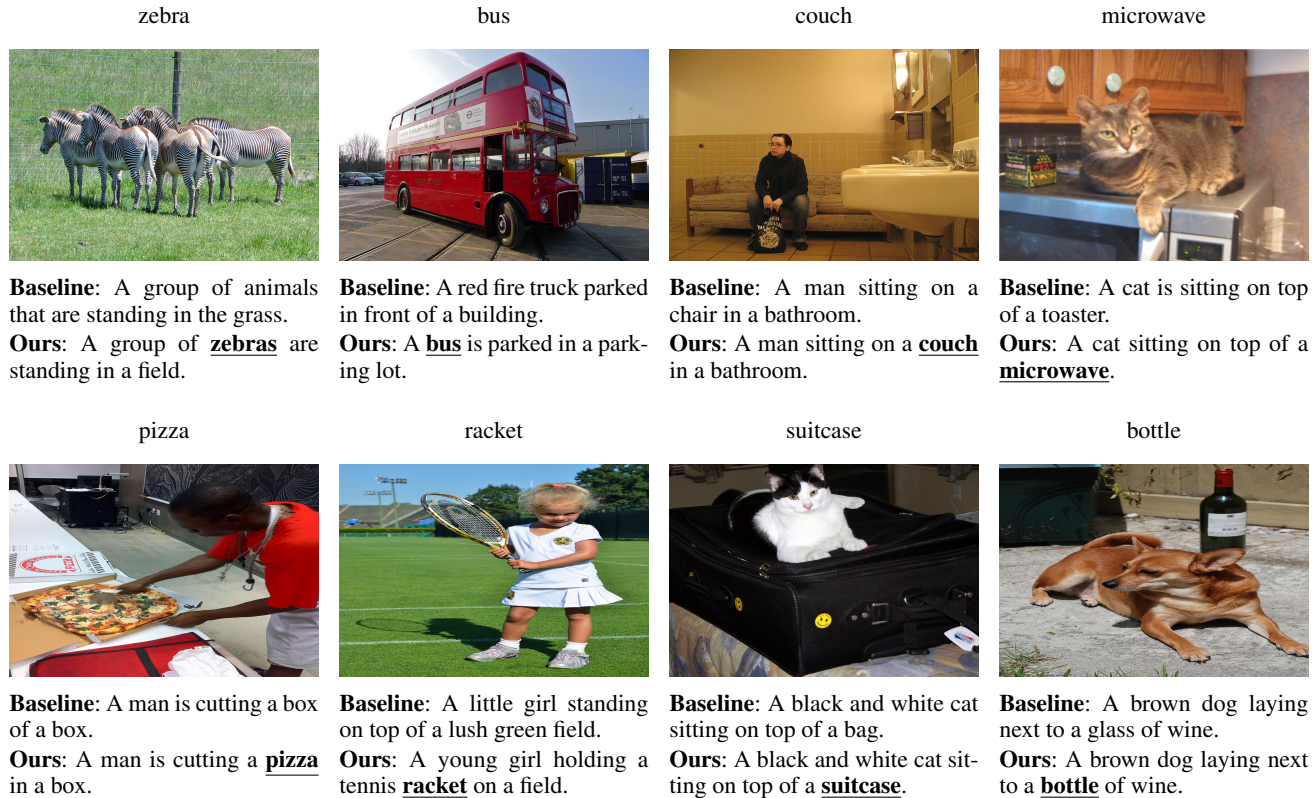


Figure 4: Examples of captions generated using our approach compared to the baseline model for the eight novel object classes.

disabling CBS usually provides a good balance between CIDEr and including novel objects in caption (mostly due to our Step 2 as ablation results show later), but it could miss some novel objects due to the limitations in synthetic data. Using both these captions as pseudo-labels on top of our approach outperforms using CBS alone as shown in our ablation results later.

Experiments

Dataset

We evaluate our approach on *held-out* MS COCO dataset, using the splits provided by DCC (Hendricks et al. 2016) for novel object captioning. This dataset is a subset of 2014 MS COCO (Chen et al. 2015) that originally contains training split with 82,783 images and validation split with 40,504 images. The *held-out* dataset excludes all image-caption pairs that describe any of the eight selected objects ('bottle', 'bus', 'couch', 'microwave', 'pizza', 'racket', 'suitcase', 'zebra') from training split, which results in a training split that contains 70,194 images with fully paired data. These eight object classes are referred to as novel object classes from hereon. In our trials, we consider the remaining 12,589 images excluded from the training split as partially paired data. DCC also provides *held-out* validation and test splits that each contain 20,252 images; for evaluation, they further divide each of these splits into in-domain and out-of-domain splits, wherein the out-of-domain designation is given to an

image if there is a mention of any of the eight novel objects in at least one of its ground-truth captions.

Implementation Details

Synthetic data generation: For each novel object, we use the top similar candidate objects that were identified by FDM-net. For e.g., images with 'cup', 'glass', or 'vase' are considered as candidates to generate synthetic data for novel object 'bottle'. Not all these candidate object classes ('stove', 'bread', 'box', and 'racquet') have bounding box annotations in MS COCO dataset; so, we exclude these four candidate object classes. We generate at most $K = 2400$ synthetic images for each novel object; if there are $m = 3$ candidate objects for a novel object (for e.g., 'bottle' has 'cup', 'glass', 'vase' candidates), we generate at most $K/m = 800$ images for each novel-candidate object pair (for e.g., 'bottle', 'cup'). We set $A_{min} = 1000$ pixels, $\Delta A_{max} = 200\%$, $AR_{min} = 0.05$, $AR_{max} = 5.0$, and $\Delta AR_{max} = 30\%$. These were empirically selected by manually inspecting the quality of few synthetic images, and are by no means optimal values. To generate synthetic captions, we use NLTK (Loper and Bird 2002) part-of-speech tagger to identify adjectives and nouns; we set $\Delta R_{adj} = 2$, and $\Delta R_{noun} = 1$.

Model Architecture: We use the popular Bottom-Up Top-Down (Up-Down) captioning model (Anderson et al. 2018) that is based on encoder-decoder neural architecture.

Table 1: Comparison of our baseline against PS3 baseline on validation split. Using ResNeXt-152 image features does not give us an unfair advantage for comparison with state-of-the-art results, since our out-of-domain CIDEr and F1 scores are comparable to PS3 baseline scores.

ID	Approach	Training data	Out-of-domain				In-domain		
			S	M	C	F1	S	M	C
1A	PS3 (BL:Upper)	InD+OutD	20.1	27	111.5	69.0	20.0	26.7	109.5
1B	Ours (BL:Upper)	InD+OutD	20.6	29.1	107.1	60.0	20.7	29	109.0
1C	PS3 (BL)	InD	14.4	22.1	69.5	0.0	19.9	26.5	108.6
1D	Ours (BL)	InD	19.4	27.9	66.7	0.0	19.5	27.8	107.8

The encoder consists of a Faster R-CNN (Ren et al. 2015) object detector that is trained on Visual Genome dataset (Krishna et al. 2017). For each image I , a set of feature vectors V associated with salient bounding boxes in the image are extracted using Faster R-CNN. At each timestep t (i.e., word in the caption), the decoder, which consists of a two-layer Long Short-Term Memory (LSTM) network, uses V and previous word y_{t-1} in the caption to compute the conditional probability of the next word $p_\theta(y_t | y_{1:t-1}, I)$ for all the words in the word vocabulary, where θ are the model parameters. **Language Embeddings:** We follow the same approach as PS3, and add pre-trained word embeddings to the input and output layers of the decoder. However, we simply use GloVe embeddings (Pennington, Socher, and Manning 2014) and freeze them throughout our model training.

Object Detection Labels and CBS: We use the Faster R-CNN model trained on Open Images from *no-caps* baseline (Agrawal et al. 2019) to generate object detection labels for the partially paired images. These labels are used by CBS to generate their pseudo-label captions during our model training. We use the CBS implemented in *no-caps* baseline. Note that we do not perform CBS during inference for our approach, and thus will not need these detection labels for *held-out* validation and test sets (except for our ablation study shown later).

Evaluation Metrics: We use SPICE (Anderson et al. 2016b), METEOR (Denkowski and Lavie 2014) and CIDEr (Vedantam, Lawrence Zitnick, and Parikh 2015) metrics to evaluate the caption quality; these are denoted as ‘S’, ‘M’ and ‘C’ in our Results Tables. On out-of-domain test set, we also evaluate the F1-score metric of novel objects, denoted as ‘F1’ in our results tables. All the metric scores on out-of-domain test set are macro-averaged across the eight novel object classes for consistency with results reported in previous works (Anderson, Gould, and Johnson 2018). **F_β -score of CIDEr and F1-score:** Since CIDEr is currently a well accepted measure of caption fluency, we primarily focus on this metric for hyper-parameter tuning and comparison with state-of-the-art results. Also, F1-score of out-of-domain test set is a measure of model’s ability to include novel objects in captions. We often notice a trade-off between these two metrics in state-of-the-art results (see Table 3), which makes the comparison of results non-trivial. In order to combine them and use a single metric for comparison, we also measure the F_β -score of these two metrics with β deciding the relative importance of CIDEr. $\beta = 1$ gives equal importance to both metrics, while $\beta > 1$ gives more importance to caption fluency than including the novel objects in caption and degrading its fluency. We evaluate the

models with β set to 1 and 1.5, and denote them as ‘COF1’ and ‘COF1.5’ in our Results Tables.

Training Details: Throughout our model training, we use a batch size of 100 and a learning rate (LR) schedule that linearly decreases from initial rate to 0. **Step 1:** We first train our baseline model using in-domain fully paired data for 40,000 iterations with an initial LR of 0.01; this denoted as ‘InD’ in our Results Tables. **Step 2:** We fine-tune our model with synthetic data for 15,000 iterations with initial LR of 0.005; this is denoted as ‘InD + Syn’ in our Results Tables. **Step 3:** We further fine-tune our model with pseudo-label captions, which are generated using our approach, denoted as ‘InD + Syn + PLB’; We also show results with pseudo-labels from CBS alone, denoted as ‘InD + Syn + PLC’. We fine-tune Step 3 for $N = 4$ rounds with initial LR of 0.0025 for first round; we perform trials with two training schedules for this step, denoted as ‘Sch1’ and ‘Sch2’ in our Results Tables; In ‘Sch1’, we run 15,000 iterations in each round with initial LR scaled by 0.5 across rounds. In ‘Sch2’, we run 6,000 iterations in each round with initial LR scaled by 0.8 across rounds. **Training loss:** In all our experiments, we perform training using cross-entropy loss alone, and do not run CIDEr RL (Rennie et al. 2017; Bujimalla, Subedar, and Tickoo 2020). This additional CIDEr RL can be applied on top of our generic approach to further improve CIDEr.

Baseline Results

In order to get a good baseline model to evaluate our approach, we train our model using only the in-domain fully paired data and compare the validation split CIDEr against the baseline results of PS3. With image features extracted using our Faster R-CNN based on ResNet-101 backbone, our Up-Down model baseline under-performed compared to PS3 baseline. We were however able to achieve comparable baseline results by using ResNeXt-152 backbone based image features, as shown in rows 1C-D of Table 1. To verify that these ResNext-152 backbone based image features do not provide us an unfair advantage during comparison, we also train another baseline model on the entire MS COCO dataset, and again compare our CIDEr against baseline results in PS3, the results of which are shown in rows 1A-B of Table 1. Both these results show that our primary metrics of comparison, CIDEr and F1-score on out-of-domain test set, are either comparable or slightly lower than the baseline results in PS3.

Our Approach Results

Comparison with baseline: We first demonstrate the effectiveness of our approach on the test split in Table 2,

Table 2: Results of our approach on test split, showing ablation of different steps, and its effectiveness compared to baseline.

ID	Approach	Training data	Out-of-domain				In-domain			Out-of-domain	
			S	M	C	F1	S	M	C	COF1	COF1.5
2A	Ours (BL)	InD	19.6	28.0	69.7	0.0	19.4	27.9	108.0	0.0	0.0
2B	Ours: No Syn, No PL*	InD + InfCBS	18.1	26.1	76.6	56.2	17.6	25.8	88.8	64.8	68.9
2C	Ours (Sch1): No Syn	InD + PLC	19.9	28.1	92.7	60.8	19.6	27.8	105.9	73.4	79.8
2D	Ours (Sch1): No Syn	InD + PLB	19.4	28.0	86.9	60.9	19.1	27.6	105.5	71.6	76.8
2E	Ours (only Syn)	InD + Syn	19.8	28.2	89.0	62.1	19.3	27.6	103.4	73.1	78.5
2F	Ours (Sch1)	InD + Syn + PLC	20.0	28.3	94.4	74.1	19.6	27.6	105.0	83.0	87.0
2G	Ours (Sch1)	InD + Syn + PLB	20.1	28.3	96.5	74.0	19.7	27.8	105.0	83.7	88.2

Table 3: Results of our approach and comparison against state-of-the-art results on test-split. Our approach provides high and most balanced scores for both out-of-domain CIDEr and F1, which is also seen in the COF1 and COF1.5 scores. † FDM-net gets its F1 improvement from CBS decoding at inference, we do not have details on the constraints used but can probably achieve similar improvement with same constraints; § ECOL-R uses CIDEr RL in their approach, which in principle can be applied on top of our generic approach results as well.

ID	Approach	C-RL	Training data	Out-of-domain				In-domain			Out-of-domain	
				S	M	C	F1	S	M	C	COF1	COF1.5
3A-i	Ours (BL:upper)	No	InD+OutD	21.0	29.4	110.2	60.7	20.6	29.1	109.6	78.3	88.1
3A-ii	Ours (BL)	No	InD	19.6	28.0	69.7	0.0	19.4	27.9	108.0	0.0	0.0
3A-iii	Ours (Sch-1)	No	InD+Syn+PLB	20.1	28.3	96.5	74.0	19.7	27.8	105.0	83.7	88.2
3A-iv	Ours (Sch-2)	No	InD+Syn+PLB	19.9	28.4	96.3	75.8	19.5	27.8	105.9	84.8	88.9
3B	PS3	No	InD+PS3Labels	17.9	25.4	94.5	63	19.0	25.9	101.1	75.6	81.9
3C-i	FDM (noCBS)	No	InD+FDMSyn	19.4	25.9	84.8	64.7	20.2	27.2	109.7	73.4	77.4
3C-ii	FDM (CBS)	No	InD+FDMSyn	19.6	25.6	85.3	85.7 [†]	19.7	26.2	105.5	85.5	85.4
3D	NBT (CBS)	No	InD	17.4	24.1	86.0	70.3	18.0	25.0	92.1	77.4	80.5
3E-i	RGN-SEL	No	InD	18.3	24.9	78.2	75	19.2	26.2	97.0	766	77.2
3E-ii	RGN-SEL(DGBS)	Yes	InD	19.4	26.3	88.5	75.1	21.0	27.9	115.3	81.3	83.9
3F	ANOC	Yes	InD	18.2	25.2	94.7	64.3	-	-	-	76.6	82.7
3G	ECOL-R (CBS)	Yes	InD	19.1	25.7	99.1 [§]	71.8	20.8	26.8	112.6	83.3	88.7

where the baseline result with training using only in-domain fully paired data is shown in row 2A. Row 2B shows the results with CBS applied only at inference on top of this baseline, while 3C-D show the results if we do not use the synthetic data but perform our pseudo-labeling based fine-tuning. Using our approach with synthetic data and pseudo-labeling (rows 2F-G) provides consistently better out-of-domain CIDEr and F1 than any of the other results. Compared to the baseline, there is 27 points and 74 points improvement in out-of-domain CIDEr and F1 respectively. If we use training schedule ‘Sch-2’, this improvement is 26.6 and 75.8 respectively (see row 3A-iv of Table 3).

Qualitative examples: We show qualitative examples of the captions generated using our approach in Figure 4, for each of the eight novel objects; it is able to correctly generate captions that include these novel objects, compared to baseline model captions that does not include them.

Comparison with state-of-the-art results: We compare our results on the test split with other state-of-the-art results in Table 3. We show the upper bound performance of our baseline results in case all paired data (both in-domain and out-of-domain) is used for training in row 3A-i. Our baseline results where only on in-domain paired data is used for training is shown in row 3A-ii. The column C-RL indicates

if the approach uses any form of CIDEr RL.

The results using our approach (rows 3A-iii,iv) consistently provide high scores and state-of-the-art results for both out-of-domain CIDEr and F1; they are also the most balanced in terms of CIDEr and F1; which is reflected in the F_β -scores in columns COF1, COF1.5. Also, note that our approach is agnostic to model architecture and can in principle be applicable on top of these other approaches.

Ours vs. ECOL-R: ECOL-R has the highest out-of-domain CIDEr (99.1 in row 3G) among all the solutions, but their approach uses CIDEr RL. We believe performing CIDEr RL on top of our cross-entropy loss trained model (row 3A-iii,iv with CIDEr scores 96.5, 96.3) would provide an improvement in CIDEr scores. Also, note that our F1 is higher (74.0, 75.8 in rows 3A-iii,iv) than their score (71.8 in row 3G). **Ours vs. FDM-net:** FDM-net has the highest F1 (85.7 in row 3C-ii) among all the solutions, but most of their improvement comes from CBS decoding done at inference. Our approach, which does not use CBS at inference, has higher F1 (74.0, 75.8 in rows 3A-iii,iv) than their solution with no CBS at inference (64.7 in row 3C-i). Since they do not provide any details on CBS approach or constraints in (Cao et al. 2020), we believe there is potential for our model F1 to improve, if similar CBS constraints are

Table 4: Ablation study results on test split, for i) the amount of synthetic data used for training, ii) generating pseudo-label using only CBS, or both with and without CBS, and iii) training schedule used for pseudo-labeling.

ID	Approach	Training data	Out-of-domain				In-domain			Out-of-domain	
			S	M	C	F1	S	M	C	COF1	COF1.5
4A	Ours (BL)	InD	19.6	28.0	69.7	0.0	19.4	27.9	108.0	0.0	0.0
4B	Ours (Sch1)	InD + Syn33% + PLC	20.2	28.3	92.4	68.8	19.8	27.9	106.7	78.8	83.5
4C	Ours (Sch1)	InD + Syn + PLC	20.0	28.3	94.4	74.1	19.6	27.6	105.0	83.0	87.0
4D	Ours (Sch2)	InD + Syn + PLC	19.9	28.2	95.1	72.3	19.7	27.9	106.0	82.1	86.7
4E	Ours (Sch1)	InD + Syn33% + PLB	20.1	28.0	93.7	69.1	19.7	27.7	105.6	79.6	84.5
4F	Ours (Sch1)	InD + Syn + PLB	20.1	28.3	96.5	74.0	19.7	27.8	105.0	83.7	88.2
4G	Ours (Sch2)	InD + Syn + PLB	19.9	28.4	96.3	75.8	19.5	27.8	105.9	84.8	88.9

Table 5: Using synthetic data in addition to complete training data improves out-of-domain CIDEr and F1 scores on test split.

Training data	Out-of-domain				In-domain		
	S	M	C	F1	S	M	C
InD + OutD	21.0	29.4	110.2	60.8	20.6	29.1	109.6
InD + OutD + Syn	20.8	28.8	111.3	65.6	20.5	28.9	108.3

given to our model at inference. Also, note that our out-of-domain CIDEr scores are higher (96.3 in row 3A-iv) than their scores (85.3 in row 3C-ii). **Ours vs. PS3:** Our results (rows 3A-iii,iv) outperform the PS3 results (row 3B) without the use of lexical constraints (that include 471 most common adjectives, verbs, noun forms generated by additional training of MS COCO); this indicates that our simplified overall approach using object detection labels works for this dataset.

Ablation Studies

In this section, we provide the results of our extensive ablation studies on different components of our approach.

All steps are important: In Table 2, we show ablation results with different steps in our approach. The out-of-domain CIDEr and F1 for our full approach (rows 2F-2G) outperform any of the other results (rows 2A-2E).

Generate pseudo-labels both with and without CBS: In Table 4, we notice that generating pseudo-labels both with and without CBS, as is done in our approach (rows 4E-4G), generally outperforms using only CBS to generate pseudo-labels (rows 4B-4D), on the out-of-domain test set.

Using more synthetic data helps: We run an experiment where we use only 33% of the synthetic data ($K = 800$ images per novel object) during training of our approach. The results in Table 4 indicate that using more synthetic data helps improve the out-of-domain CIDEr and F1, as seen in rows 4B vs. 4C, and rows 4E vs. 4F.

Training schedules for Step 3: Although there is a small trade-off between out-of-domain CIDEr and F1 with different training schedules ‘Sch1’ and ‘Sch2’ for Step 3 (see rows 4C vs. 4D, and rows 4F vs. 4G in Table 4), both provide high scores and better results than baseline (row 4A).

Synthetic Data in Addition to Complete Data

To check whether such synthetic data is useful to captioning models that have access to fully paired training data,

we run an experiment where we train our model from scratch using both the complete MS COCO training data (i.e. 82,783 image-caption pairs) and our synthetic data (i.e. 18,974 image-caption pairs), and compare it against a baseline model trained using only former data. In order to account for this additional training data, we train this new model for an equal number of epochs (not iterations) as the baseline model, i.e., 49,000 iterations, with the same LR schedule. The results in Table 5 on the test split show that using this additional synthetic data improves both out-of-domain CIDEr and F1 by 1 and 5 points respectively. This encourages us to invest future research effort in generating such synthetic data for in-domain images as well and potentially improve their captioning quality.

Conclusion

In this work, we propose a partially-supervised novel object captioning solution that leverages bounding box annotations in partially paired images to generate paired synthetic data within the context of fully paired data, and uses this data effectively to warm-up the captioning model to novel objects. We show that using this model to generate pseudo-labels for partially paired images and further fine-tuning the model achieves state-of-the-art results on *held-out* MS COCO out-of-domain test split, which includes high scores for both CIDEr and F1 along with a good balance between them. These CIDEr and F1 improvements are 26.6 and 75.8 points respectively compared to the baseline that does not leverage this additional data. Our approach is agnostic to model architecture and should be applicable on existing captioning models.

References

- Agrawal, H.; Desai, K.; Wang, Y.; Chen, X.; Jain, R.; Johnson, M.; Batra, D.; Parikh, D.; Lee, S.; and Anderson, P. 2019. nocaps: novel object captioning at scale. In *Proceedings of the IEEE/CVF International Conference on Computer Vision*, 8948–8957.
- Anderson, P.; Fernando, B.; Johnson, M.; and Gould, S. 2016a. Guided open vocabulary image captioning with constrained beam search. *arXiv preprint arXiv:1612.00576*.
- Anderson, P.; Fernando, B.; Johnson, M.; and Gould, S. 2016b. Spice: Semantic propositional image caption evaluation. In *European Conference on Computer Vision*, 382–398. Springer.
- Anderson, P.; Gould, S.; and Johnson, M. 2018. Partially-supervised image captioning. *arXiv preprint arXiv:1806.06004*.
- Anderson, P.; He, X.; Buehler, C.; Teney, D.; Johnson, M.; Gould, S.; and Zhang, L. 2018. Bottom-up and top-down attention for image captioning and visual question answering. In *Proceedings of the IEEE conference on computer vision and pattern recognition*, 6077–6086.
- Bujimalla, S.; Subedar, M.; and Tickoo, O. 2020. B-SCST: Bayesian self-critical sequence training for image captioning. *arXiv preprint arXiv:2004.02435*.
- Cagrandi, M.; Cornia, M.; Stefanini, M.; Baraldi, L.; and Cucchiara, R. 2021. Learning to Select: A Fully Attentive Approach for Novel Object Captioning. *arXiv preprint arXiv:2106.01424*.
- Cao, T.; Han, K.; Wang, X.; Ma, L.; Fu, Y.; Jiang, Y.-G.; and Xue, X. 2020. Feature deformation meta-networks in image captioning of novel objects. In *Proceedings of the AAAI Conference on Artificial Intelligence*, volume 34, 10494–10501.
- Chen, X.; Fang, H.; Lin, T.-Y.; Vedantam, R.; Gupta, S.; Dollár, P.; and Zitnick, C. L. 2015. Microsoft coco captions: Data collection and evaluation server. *arXiv preprint arXiv:1504.00325*.
- Chen, X.; Jiang, M.; and Zhao, Q. 2021. Leveraging Human Attention in Novel Object Captioning. In *International Joint Conference on Artificial Intelligence*.
- Denkowski, M.; and Lavie, A. 2014. Meteor universal: Language specific translation evaluation for any target language. In *Proceedings of the ninth workshop on statistical machine translation*, 376–380.
- Hendricks, L. A.; Venugopalan, S.; Rohrbach, M.; Mooney, R.; Saenko, K.; and Darrell, T. 2016. Deep compositional captioning: Describing novel object categories without paired training data. In *Proceedings of the IEEE conference on computer vision and pattern recognition*, 1–10.
- Krasin, I.; Duerig, T.; Alldrin, N.; Ferrari, V.; Abu-El-Haija, S.; Kuznetsova, A.; Rom, H.; Uijlings, J.; Popov, S.; Kamali, S.; Mallocci, M.; Pont-Tuset, J.; Veit, A.; Belongie, S.; Gomes, V.; Gupta, A.; Sun, C.; Chechik, G.; Cai, D.; Feng, Z.; Narayanan, D.; and Murphy, K. 2017. Open-Images: A public dataset for large-scale multi-label and multi-class image classification. *Dataset available from <https://storage.googleapis.com/openimages/web/index.html>*.
- Krishna, R.; Zhu, Y.; Groth, O.; Johnson, J.; Hata, K.; Kravitz, J.; Chen, S.; Kalantidis, Y.; Li, L.-J.; Shamma, D. A.; et al. 2017. Visual genome: Connecting language and vision using crowdsourced dense image annotations. *International Journal of Computer Vision*, 123(1): 32–73.
- Loper, E.; and Bird, S. 2002. NLTK: The Natural Language Toolkit. In *Proceedings of the ACL-02 Workshop on Effective Tools and Methodologies for Teaching Natural Language Processing and Computational Linguistics - Volume 1*, ETMTNLP '02, 63–70. USA: Association for Computational Linguistics.
- Lu, J.; Yang, J.; Batra, D.; and Parikh, D. 2018. Neural baby talk. In *Proceedings of the IEEE conference on computer vision and pattern recognition*, 7219–7228.
- Pennington, J.; Socher, R.; and Manning, C. D. 2014. Glove: Global vectors for word representation. In *Proceedings of the 2014 conference on empirical methods in natural language processing (EMNLP)*, 1532–1543.
- Ren, S.; He, K.; Girshick, R.; and Sun, J. 2015. Faster r-cnn: Towards real-time object detection with region proposal networks. In *Advances in neural information processing systems*, 91–99.
- Rennie, S. J.; Marcheret, E.; Mroueh, Y.; Ross, J.; and Goel, V. 2017. Self-critical sequence training for image captioning. In *Proceedings of the IEEE Conference on Computer Vision and Pattern Recognition*, 7008–7024.
- Vedantam, R.; Lawrence Zitnick, C.; and Parikh, D. 2015. Cider: Consensus-based image description evaluation. In *Proceedings of the IEEE conference on computer vision and pattern recognition*, 4566–4575.
- Venugopalan, S.; Anne Hendricks, L.; Rohrbach, M.; Mooney, R.; Darrell, T.; and Saenko, K. 2017. Captioning images with diverse objects. In *Proceedings of the IEEE conference on computer vision and pattern recognition*, 5753–5761.
- Wang, Y.; Wood, I. D.; Wan, S.; and Johnson, M. 2021. ECOL-R: Encouraging Copying in Novel Object Captioning with Reinforcement Learning. *arXiv preprint arXiv:2101.09865*.
- Yao, T.; Pan, Y.; Li, Y.; and Mei, T. 2017. Incorporating copying mechanism in image captioning for learning novel objects. In *Proceedings of the IEEE conference on computer vision and pattern recognition*, 6580–6588.