

ASYMMETRIC HI 21 CM LINES OF FAST RADIO BURST HOSTS: CONNECTION WITH GALAXY INTERACTION

MICHAŁ J. MICHAŁOWSKI¹
Draft version October 8, 2021

ABSTRACT

Fast radio bursts (FRBs) are enigmatic transients with very short radio emission. Their nature is still widely debated. I provide the first analysis of atomic gas properties of a small sample of FRB hosts to constrain their nature. HI observations exist for NGC 3252, the host of FRB 181030A, M81, the host of FRB 200120E, and the Milky Way, the host of FRB 200428. I report three observables: *i*) all three FRB hosts are interacting galaxies; *ii*) the HI spectra of both FRB hosts with such data available are highly asymmetric, several standard deviations above the general population of galaxies; *iii*) two FRB hosts have normal atomic gas properties and one is strongly deficient in atomic gas. This indicates that nearby and repeating FRBs are connected with a recent enhancement of star formation due to interaction. This supports fast FRB channels, for example a massive star with a short delay time so that interaction signatures giving rise to the birth of the progenitor are still visible. Long gamma-ray burst (GRB) and broad-lined type Ic supernova (SN) hosts exhibit much more symmetric spectra, even though they were claimed to experience gas inflow from the intergalactic medium. The difference can be explained by the interactions experienced by FRB hosts being more disruptive than these gas inflows, or by the mass effect, with GRB/SN hosts at lower masses having less organized gas motions, so with HI lines closer to a symmetrical Gaussian. This also suggests that the emission mechanisms of FRBs and GRBs are different.

Subject headings: Radio bursts (1339); Radio transient sources (2008); Gamma-ray bursts (629); Interstellar atomic gas (833); HI line emission (690); Interacting galaxies (802); Galaxy groups (597); Spiral galaxies (1560)

1. INTRODUCTION

Fast radio bursts (FRBs) are enigmatic transients with very short radio emission (Lorimer et al. 2007; Petroff et al. 2019). Their nature is still unknown and is widely debated. It is only certain that most of them are of extragalactic origin, as revealed by their high dispersion measure values. One FRB was shown to be associated with a Galactic magnetar suggesting that at least a fraction of FRBs is related to neutron stars (Bochenek et al. 2020). There are many possible theories for the mechanism of the FRB emission (Platts et al. 2019). The most promising ones, related to compact objects, can be divided into two categories depending on the time elapsed since the birth of the progenitor. Slow channels involve the evolution of the order of a billion years before the burst, for example mergers of compact objects (black holes, neutron stars, or white dwarfs) or interactions of compact objects in close binary systems. Alternatively, fast channels give rise to the burst in a few tens to a hundred of million years, for example supernova (SN) explosions in binary systems, SN remnants (pulsars and magnetars), or collapses of compact objects.

The importance of FRBs is their potential use to probe extreme physical processes in the Universe and the otherwise invisible intervening medium (McQuinn 2014; Petroff et al. 2019; Macquart et al. 2020). In order to do the former, one needs first to understand the mechanism of their emission.

Some clues to the nature of these unusual objects can be obtained from the properties of gas in their environment. In this way, strong atomic concentrations found near

the positions of long-duration gamma-ray bursts (GRBs) and broad-lined type Ic (Ic-BL) SNe were used to advocate that their progenitors were born in a star formation episode triggered by a recent inflow of gas from the intergalactic medium or galaxy interaction (Michałowski et al. 2015, 2018a, 2020a; Arabsalmani et al. 2015, 2019). On the other hand, the lack of such concentrations for the enigmatic transient AT 2018cow (Michałowski et al. 2019; Roychowdhury et al. 2019) and the SN-less GRB 111005A (Leśniewska et al. 2021), suggests that their mechanism may be different from the explosion of a very massive star.

Properties of FRB hosts derived from their stellar emission have been used to learn about FRBs with mixed results (Nicholl et al. 2017; Bhandari et al. 2020; Heintz et al. 2020; Li & Zhang 2020; Marcote et al. 2020; Fong et al. 2021; Kirsten et al. 2021; Mannings et al. 2021; Piro et al. 2021; Tendulkar et al. 2021). None of these works discussed cold gas properties, so the aim of this Letter is to provide the first analysis of atomic gas properties of FRB hosts to provide constraints on their nature. The sample size is limited, so to obtain fully statistically significant conclusions more nearby FRBs need to be identified or more distant hosts need to be observed with future radio telescopes.

I use a cosmological model with $H_0 = 70 \text{ km s}^{-1} \text{ Mpc}^{-1}$, $\Omega_\Lambda = 0.7$, and $\Omega_m = 0.3$. I use the FRB naming convention as for GRBs: YYMMDD with an additional letter indicating multiple FRBs discovered on the same day.

2. SAMPLE AND DATA

I analyzed all FRB and GRB hosts which have HI 21 cm line detections. I searched for HI data

¹ Astronomical Observatory Institute, Faculty of Physics, Adam Mickiewicz University, ul. Słoneczna 36, 60-286 Poznań, Poland
mj.michalowski@gmail.com

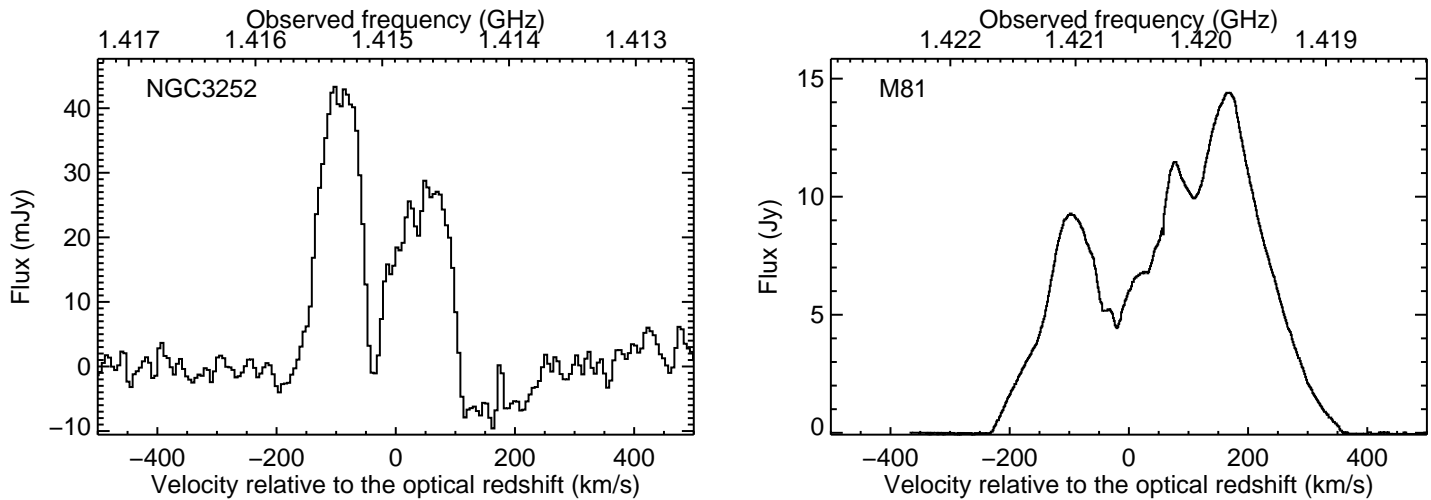


FIG. 1.— HI line spectra of NGC 3252 and M81, the host of FRB 181030A and FRB 200120E from Masters et al. (2014) and Rots (1980), respectively. Both spectra are highly asymmetric.

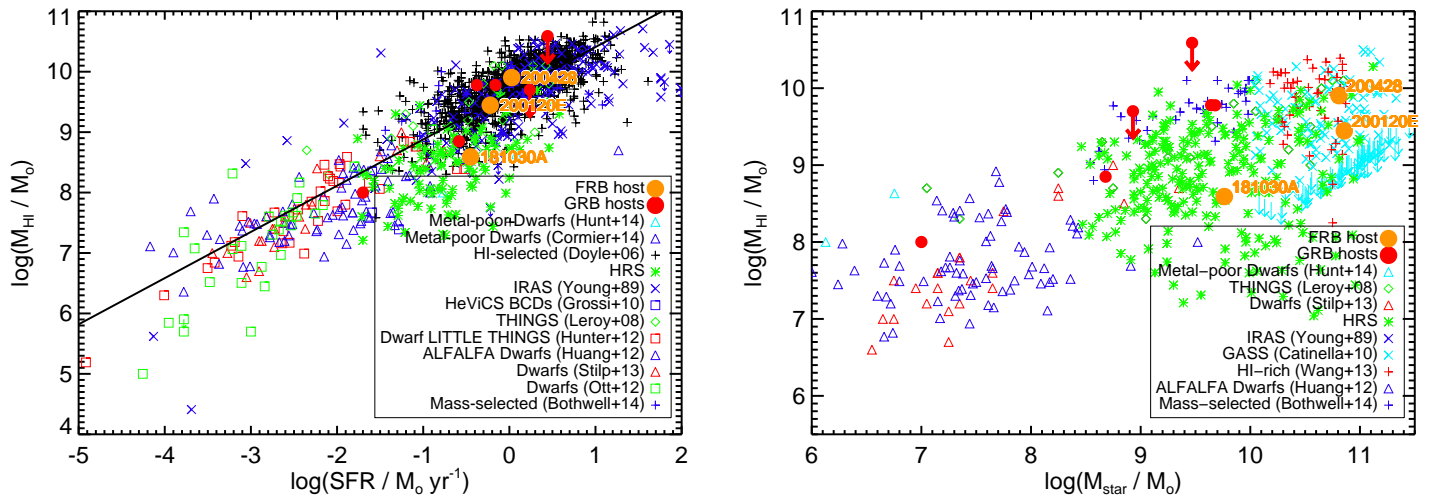


FIG. 2.— Atomic gas mass as a function of SFR and stellar mass of hosts of FRBs (large orange circles), GRBs (red circles), and other star-forming galaxies (other symbols, as noted in the legend). The host of FRB 181030A has low atomic gas content for its SFR, but the hosts of the other two FRBs have normal atomic gas content. The figure is adopted from Michałowski et al. (2015).

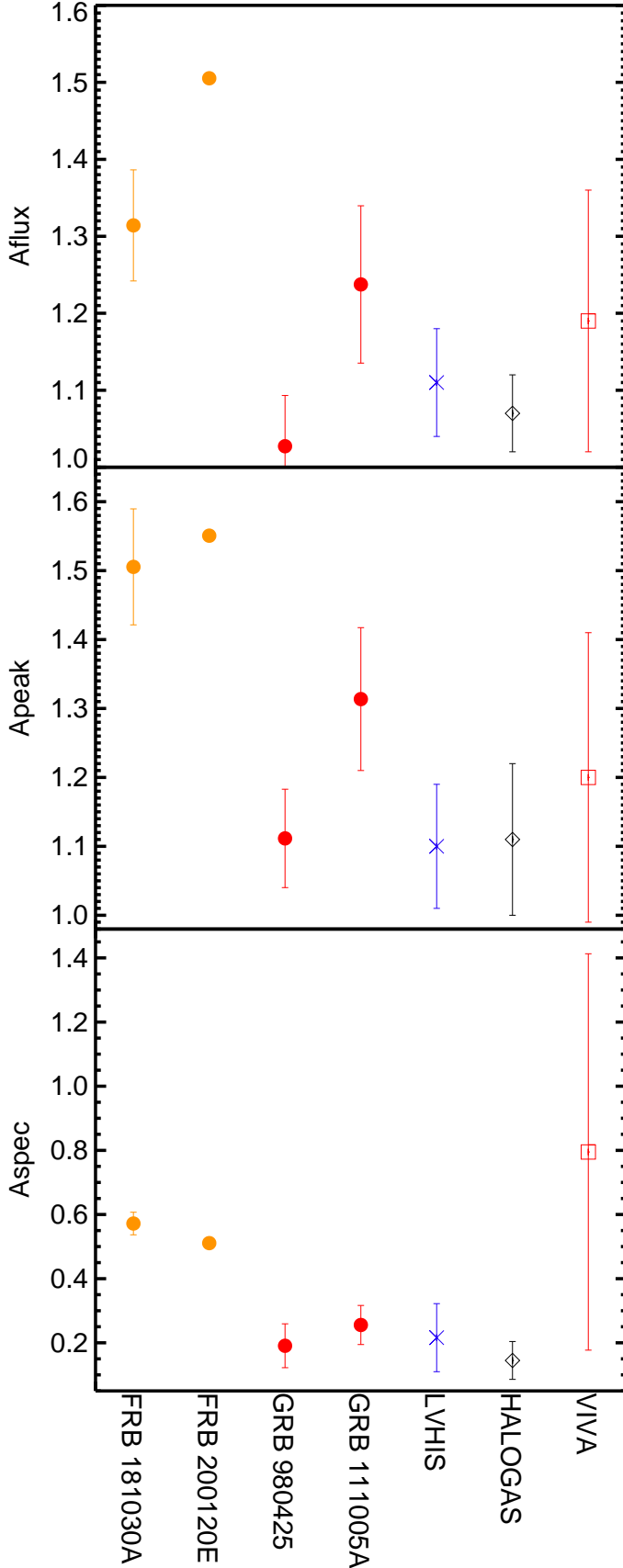


FIG. 3.— HI line asymmetry diagnostics: the integrated flux ratio between the left and right halves of the spectrum, A_{flux} (eq. 6 in Reynolds et al. 2020); the flux ratio between the left and right peaks of the spectrum, A_{peak} (eq. 7); and the residual from the subtraction of the spectrum flipped around the flux-weighted velocity from the original spectrum, A_{spec} (eq. 8). The measurements for FRB and GRB hosts with HI line detections are reported here for the first time, apart from GRB 111005A (Leśniewska et al. 2021), and those for the galaxy surveys LVHIS and HALOGAS in low-density environments and VIVA in cluster high-density environments are from Reynolds et al. (2020). The asymmetries of the FRB hosts are high, comparable to the highest asymmetries of galaxies in high-density environments.

for all hosts of FRBs compiled from the literature and the FRB Host Database² (Heintz et al. 2020). These are NGC 3252 (UGC 5732; PGC 31278 2MASX J10342310+7345539), the host of FRB 181030A (Bhardwaj et al. 2021a), M81 (NGC 3031), the host of FRB 200120E (Bhardwaj et al. 2021b; Kirsten et al. 2021; Nimmo et al. 2021; Majid et al. 2021), and the Milky Way, the host of FRB 200428 (Bochenek et al. 2020). They are the most local FRBs discovered to date and they are all repeating.

Masters et al. (2014) reported the HI line flux of $5.89 \pm 0.14 \text{ Jy km s}^{-1}$ for NGC 3252. Using eq. 2 in Devereux & Young (1990), this corresponds to the atomic gas mass $M_{\text{HI}} = (3.90 \pm 0.09) \times 10^8 M_{\odot}$. I used the star formation rate (SFR) and stellar mass (M_*) of this galaxy from Bhardwaj et al. (2021a).

M81, the host of FRB 200120E, has an atomic gas mass $M_{\text{HI}} = (2.8 \pm 0.5) \times 10^9 M_{\odot}$ (de Blok et al. 2018), SFR of $(0.6 \pm 0.2) M_{\odot} \text{ yr}^{-1}$ (Gordon et al. 2004), and stellar mass of $M_* = (7.2 \pm 1.7) \times 10^{10} M_{\odot}$ (de Blok et al. 2008; Bhardwaj et al. 2021b). For the Milky Way, the host of FRB 200428, I used the following parameters: $M_{\text{HI}} = 8 \times 10^9 M_{\odot}$ (Kalberla & Kerp 2009), SFR = $(1.1 \pm 0.4) M_{\odot} \text{ yr}^{-1}$ (Robitaille & Whitney 2010), and $M_* = (6.43 \pm 0.63) \times 10^{10} M_{\odot}$ (McMillan 2011).

I used the HI spectrum of NGC 3252, the host of FRB 181030A, with the Green Bank Telescope (GBT) from Masters et al. (2014). The beam has the size of $9'$, so the galaxy is unresolved. The spectral resolution is 10 km s^{-1} .

For M81, the host of FRB 200120E, I used the HI spectrum from Rots (1980), also with GBT. Most of the optical disk of the galaxy is included within the beam. The spectral resolution is 22 km s^{-1} .

The HI lines of the hosts of both FRBs are shown on Fig. 1. The total spectrum of the Milky Way is not used because it is difficult to reconstruct, given the uncertain distances of the detected HI clouds.

The hosts of GRB 980425, 060505, and 111005A have been detected with HI (Michałowski et al. 2015, 2018b; Arabsalmani et al. 2015, 2019; Leńniewska et al. 2021). I used the total HI spectra and integrated galaxy properties from Michałowski et al. (2015). The HI line asymmetry parameters for the latter are reported in Leńniewska et al. (2021). This is not a homogeneous or representative sample, as it includes one GRB associated with a supernova and two supernova-less GRBs. They are all among the closest GRBs. Even for GRB 060505 400 Mpc away we do not expect any evolution of general galaxy properties, compared to local FRB hosts.

I compare the FRB hosts to other galaxy samples, as compiled in Michałowski et al. (2015)³. This compilation includes local spirals, dwarfs, and (ultra)luminous infrared galaxies, as well as samples selected with HI or stellar mass.

3. RESULTS

The integrated properties of HI-detected galaxies are shown in Fig. 2 (adopted from Michałowski et al. 2015): M_{HI} as a function of SFR and stellar mass. NGC 3252 has an atomic gas mass lower by a factor of 5 than the expectation given its SFR. The scatter of this relation is a factor of 2.4, so NGC 3252 can be considered deficient in atomic gas (it is among 5% of galaxies with the lowest M_{HI}/SFR ratio).

The hosts of two other local FRBs are much different. M81, the host of FRB 200120E is exactly consistent with the SFR- M_{HI} relation, whereas the Milky Way, the host of FRB 200428 is a factor of 1.7 higher. M81 and the Milky Way also have an order of magnitude higher stellar masses than NGC 3252. The M_* - M_{HI} diagram has a large scatter around a factor of 10, but all three FRB hosts are located close to the middle of the distribution. This is different for GRB hosts, which are located close to the upper envelope of the distribution. Indeed the mean M_{HI}/M_* ratios of GRB and FRB hosts are significantly different: 1.367 ± 0.064 and 0.077 ± 0.025 , respectively.

The HI lines of NGC 3252 and M81 are clearly asymmetric with one of the wings having much higher peak flux (Fig. 1; the HI spectrum of the Milky Way is impossible to obtain directly). I quantified the HI line asymmetry using the diagnostics defined by Reynolds et al. (2020): the integrated flux ratio between the left and right halves of the spectrum, A_{flux} (eq. 6 in Reynolds et al. 2020); the flux ratio between the left and right peaks of the spectrum, A_{peak} (eq. 7); and the residual from the subtraction of the spectrum flipped around the flux-weighted velocity from the original spectrum, A_{spec} (eq. 8). I calculated the uncertainties of these parameters with a Monte Carlo simulation. I measured the standard deviation in line-free channels and perturbed each channel in the spectra 1000 times by the value drawn from a Gaussian distribution with such a width. I adopted the standard deviation of the asymmetry parameters in such synthetic spectra as their uncertainties.

I compared these values with measurements for galaxies with stellar masses of $9 < \log(M_{\text{star}}/M_{\odot}) < 10$ from the Local Volume HI Survey (LVHIS; Koribalski et al. 2018), the Hydrogen Accretion in Local Galaxies Survey (HALOGAS; Heald et al. 2011), and the VLA Imaging of Virgo in Atomic Gas (VIVA; Chung et al. 2009); see Fig. 8 and Table 3 of Reynolds et al. 2020. LVHIS and HALOGAS galaxies are in low environmental densities and VIVA galaxies are in high environmental densities (the Virgo cluster).

The measurements for FRB and GRB hosts are reported here for the first time (Table 1), apart from GRB 111005A (Leńniewska et al. 2021). The asymmetry parameters for the GRB 060505 host cannot be measured because its spectrum has only two channels above the noise (Michałowski et al. 2015). As shown in Fig. 3, all asymmetry diagnostics for FRB hosts are 2–9 standard deviations higher than the mean for the low-density LVHIS and HALOGAS galaxies and even higher than the mean for the high-density VIVA galaxies, though consistent within

² <http://frbhosts.org>

³ Young et al. (1989), Doyle & Drinkwater (2006), Leroy et al. (2008), Boselli et al. (2010, 2014), Catinella et al. (2010), Grossi et al. (2010), Cortese et al. (2012, 2014), Hunter et al. (2012), Huang et al. (2012), Ott et al. (2012), Stilp et al. (2013), Wang et al. (2013), Ciesla et al. (2014), Cormier et al. (2014), Hunt et al. (2014), Bothwell et al. (2014).

errorbars with the latter. Only a few out of 150 galaxies in the sample of Reynolds et al. (2020) have such high asymmetry measurements.

In order to assess the deviation of FRB hosts from galaxies in low-density galaxies, I generated 10^9 pairs of galaxies (reflecting two FRB hosts) from the asymmetry parameter distribution of HALOGAS galaxies, because this survey has smaller errorbars due to deeper data. None of these pairs turn out to have A_{flux} or A_{spec} equal or higher than those of the FRB hosts, implying probabilities of less than 10^{-9} . Only 30 pairs have higher A_{peak} than FRB hosts, implying the probability of 3×10^{-8} . This implies that finding by chance even two galaxies with such asymmetric lines is almost impossible among low-density galaxies.

GRB hosts have much more symmetric HI lines. The host of GRB 111005A (Leńniewska et al. 2021) has asymmetry diagnostics higher than those of low-density environments, but only by 1–2 standard deviations. The GRB 980425 host has a symmetric spectrum. The comparison of FRB and GRB hosts is, however, hampered by very small sample sizes of both populations.

In order to analyze the reason of these asymmetries, I have searched the NASA/IPAC Extragalactic Database (NED) for companions within $60'$ (300 kpc) and 1000 km s^{-1} . NGC 3252 is a member of a galaxy group (number 112989; Kourkchi & Tully 2017; Shaya et al. 2017), as also noted by Bhardwaj et al. (2021a). It has a dynamical mass of $2 \times 10^{11} M_{\odot}$ and a radius of 0.135 Mpc. M81 is a member of a well known interacting group (e.g. de Blok et al. 2018). Finally, the Milky Way is interacting with the Magellanic Clouds and other dwarf galaxies, whereas the Andromeda galaxy, with a similar mass, is only 750 kpc away.

4. DISCUSSION

To summarize, I report three observables: *i*) all three FRB hosts are interacting galaxies; *ii*) the HI spectra of both FRB hosts with such data available are highly asymmetric, several standard deviations above the general population of galaxies outside galaxy clusters (Fig. 3); *iii*) two FRB hosts have normal atomic gas properties and one is strongly deficient in atomic gas (Fig. 2). If this holds for larger samples of FRB hosts with HI observations, then this will indicate that FRBs are connected with a recent enhancement of star formation due to interaction. Hence, this result supports the fast FRB channel mentioned above. One of the possibility would be a connection with massive stars that explode as type II SNe, with delay times short enough that signatures of interaction giving rise to the birth of their progenitors should still be visible. Indeed, Heintz et al. (2020) found that the properties of FRB hosts are best matched to that of core-collapse SNe. This is also consistent with the clear association of an FRB with a Galactic magnetar (Bochenek et al. 2020). Moreover, FRB hosts are inconsistent with being drawn from the stellar mass distribution of star-forming galaxies (Heintz et al. 2020), which rules out some of the slow FRB channels with rates proportional to stellar mass.

On the other hand, there are several observations that do not support the connection of FRB with recent enhancement of star formation. First, the location of FRB 200120E in a globular cluster suggests a connection

with an old stellar population (Kirsten et al. 2021). Moreover, Fong et al. (2021) measured approximately constant SFR of the host of FRB 201124A. However, this measurement is global for an entire galaxy, whereas the enhancement may be local. Indeed the persistent radio source consistent with that FRB location has been interpreted as the emission of a star forming region (Fong et al. 2021; Ravi et al. 2021).

It is intriguing that GRB hosts do not exhibit such line asymmetries. The current samples of hosts of FRBs and GRBs are too small to draw firm conclusions, but if this holds for larger samples, then this will advocate different progenitors. It has been claimed that a large fraction of the atomic gas of GRB hosts has recently arrived from the intergalactic medium (IGM), which caused an enhancement of star formation and lowered metallicity, allowing the GRB progenitors to form (Michałowski et al. 2015, 2016, 2018c). The difference in HI asymmetry between GRB and FRB hosts can be explained if this gas inflow for GRB hosts is more gentle, not disturbing the velocity field of galaxies. Indeed, M81 is strongly interacting with M82, which is only four times less massive, whereas GRB hosts are usually not found in interacting groups. This scenario is consistent with low metallicity being a requirement for the birth of a GRB progenitor, because gas in interacting groups cannot be expected to have low metallicity, whereas this is the case for gas inflow from the IGM for isolated galaxies. Indeed, FRBs have been found not to avoid high metallicity environments (Heintz et al. 2020).

Another explanation of the difference is connected with stellar masses. GRB hosts are much less massive than FRB hosts (see Fig. 2 here and Fig. 10 in Heintz et al. 2020). Such less massive galaxies have a smaller degree of ordered rotational motion of gas, so their HI lines are generally consistent with single Gaussians, and as such, are more symmetric. This can only be investigated with HI observations of FRB and GRB hosts matched in stellar mass. In either case, the difference in HI properties of FRB and GRB hosts suggests different mechanisms for these two classes of transients.

HI line observations are needed to investigate the interaction with other galaxies, because the asymmetric line profiles and/or the existence of atomic gas tidal tails or bridges are definitive evidence of interaction (de Blok et al. 2018; Michałowski et al. 2020b; Reynolds et al. 2020; Watts et al. 2020). Interactions are more robustly identified using HI data also because if the merging companion is a dwarf galaxy, then it may be too faint in the optical.

The group containing NGC 3252 is relatively small, but the interaction with other members may be able to remove the atomic gas from NGC 3252, explaining its factor of 5 deficiency in atomic gas. Indeed, it has been found that galaxies with asymmetric HI lines exhibit lower atomic gas content due to interactions (Watts et al. 2020; Reynolds et al. 2020; Hu et al. 2021). With such a small sample, it is difficult to know whether this is usual for FRB hosts.

Apart from the sample size, this analysis has some caveats. First, different FRBs may have different emission mechanisms, which would blur the picture painted by their hosts when analyzed together. Indeed, FRB 200428

TABLE 1

HI LINE ASYMMETRY PARAMETERS AS DEFINED IN REYNOLDS ET AL. (2020).

Galaxy	A_{flux}	A_{peak}	A_{spec}
FRB 181030A	1.314 ± 0.072	1.505 ± 0.084	0.5719 ± 0.0351
FRB 200120E	1.505 ± 0.002	1.551 ± 0.004	0.5108 ± 0.0005
GRB 980425	1.027 ± 0.066	1.112 ± 0.071	0.1907 ± 0.0684
GRB 111005A	1.237 ± 0.102	1.314 ± 0.104	0.2555 ± 0.0610
LVHIS	1.110 ± 0.070	1.100 ± 0.090	0.2160 ± 0.1060
HALOGAS	1.070 ± 0.050	1.110 ± 0.110	0.1450 ± 0.0590
VIVA	1.190 ± 0.170	1.200 ± 0.210	0.7950 ± 0.6180

in the Milky Way was connected with a magnetar and was 30 times fainter than the faintest extragalactic FRB (Bochenek et al. 2020), whereas FRB 200120E was localized in a globular cluster (Kirsten et al. 2021). On the other hand, all FRBs in this sample are repeaters, so no conclusion can be drawn from this about the nature of the nonrepeating population. Hence, with a larger sample such studies should be done with subcategories. Second, local FRBs (and their hosts) analyzed here, may be different from more distant ones. Indeed, the three FRB hosts analyzed here are some of the most massive FRB hosts (see Fig. 7 of Heintz et al. 2020). This will be addressed with the Square Kilometre Array (SKA), able to detect HI at higher redshifts. The galaxy merger rate was higher at high redshifts (de Ravel et al. 2009), so if the FRB-interaction connection holds at high redshifts, then the FRB rate should increase with redshift. Finally, I analyzed here only the spatially integrated properties of FRB hosts. In fact, the properties of the local environment of an FRB progenitor should be more strongly connected with the emission mechanism.

Hence, this study can be improved with resolved HI observations of FRBs with precise localizations. It can also be extended to hosts of other transients. I note that the hosts of SNe type Ic-BL 2002ap (Kamphuis & Briggs 1992; Michałowski et al. 2020a) and 2009bb (Michałowski et al. 2018a) as well as of a fast blue optical transient AT 2018cow (Michałowski et al. 2019; Roychowdhury et al. 2019) have very symmetric line profiles.

5. CONCLUSIONS

I present the first analysis of atomic gas properties of FRB hosts. I found very asymmetric HI line profiles, compared to other star-forming galaxies, and atomic gas deficiency in one of the FRB hosts. All three FRB hosts are members of interacting groups. This suggests the connection between FRBs and the increased star formation activity due to interaction. Hence, this supports fast FRB channels in which the delay between the birth of the progenitor of the burst is of the order of tens or hundreds of million years, not billion of years. GRB hosts do not exhibit such strong HI line asymmetries, so the formation of their progenitors does not seem to be connected with strong galaxy interactions. This also suggests that the emission mechanisms of FRBs and GRBs are likely different.

I would like to thank the referee for useful suggestions, and Joanna Baradziej, for discussions and comments. I acknowledge the support of the National Science Centre, Poland through the SONATA BIS grant 2018/30/E/ST9/00208. This research has made use of the NASA/IPAC Extragalactic Database (NED) which is operated by the Jet Propulsion Laboratory, California Institute of Technology, under contract with the National Aeronautics and Space Administration; Edward Wright cosmology calculator (Wright 2006); and NASA’s Astrophysics Data System Bibliographic Services.

REFERENCES

- Arabsalmani, M., Roychowdhury, S., Zwaan, M. A., Kanekar, N., & Michałowski, M. J. 2015, *MNRAS*, 454, L51
- Arabsalmani, M., Roychowdhury, S., Starkenburg, T. K., et al. 2019, *MNRAS*, 485, 5411
- Bhandari, S., Sadler, E. M., Prochaska, J. X., et al. 2020, *ApJ*, 895, L37
- Bhardwaj, M., Kirichenko, A. Y., Michilli, D., et al. 2021a, *ApJ*, accepted, arXiv:2108.12122.
- Bhardwaj, M., Gaensler, B. M., Kaspi, V. M., et al. 2021b, *ApJ*, 910, L18
- Bochenek, C. D., Ravi, V., Belov, K. V., et al. 2020, *Nature*, 587, 59
- Boselli, A., Cortese, L., & Boquien, M. 2014, *A&A*, 564, A65
- Boselli, A., Eales, S., Cortese, L., et al. 2010, *PASP*, 122, 261
- Bothwell, M. S., Wagg, J., Cicone, C., et al. 2014, *MNRAS*, 445, 2599
- Catinella, B., Schiminovich, D., Kauffmann, G., et al. 2010, *MNRAS*, 403, 683
- Chung, A., van Gorkom, J. H., Kenney, J. D. P., Crowl, H., & Vollmer, B. 2009, *AJ*, 138, 1741
- Ciesla, L., Boquien, M., Boselli, A., et al. 2014, *A&A*, 565, A128
- Cormier, D., Madden, S. C., Leboutteiller, V., et al. 2014, *A&A*, 564, A121
- Cortese, L., Boissier, S., Boselli, A., et al. 2012, *A&A*, 544, A101
- Cortese, L., Fritz, J., Bianchi, S., et al. 2014, *MNRAS*, 440, 942
- de Blok, W. J. G., Walter, F., Brinks, E., et al. 2008, *AJ*, 136, 2648
- de Blok, W. J. G., Walter, F., Ferguson, A. M. N., et al. 2018, *ApJ*, 865, 26
- de Ravel, L., Le Fèvre, O., Tresse, L., et al. 2009, *A&A*, 498, 379
- Devereux, N. A., & Young, J. S. 1990, *ApJ*, 359, 42
- Doyle, M. T., & Drinkwater, M. J. 2006, *MNRAS*, 372, 977
- Fong, W.-f., Dong, Y., Leja, J., et al. 2021, *ApJ*, accepted, arXiv:2106.11993.
- Gordon, K. D., Pérez-González, P. G., Misselt, K. A., et al. 2004, *ApJS*, 154, 215
- Grossi, M., Hunt, L. K., Madden, S., et al. 2010, *A&A*, 518, L52
- Heald, G., Józsa, G., Serra, P., et al. 2011, *A&A*, 526, A118
- Heintz, K. E., Prochaska, J. X., Simha, S., et al. 2020, *ApJ*, 903, 152
- Hu, W., Cortese, L., Staveley-Smith, L., et al. 2021, *MNRAS*, 507, 5580
- Huang, S., Haynes, M. P., Giovanelli, R., et al. 2012, *AJ*, 143, 133
- Hunt, L. K., Testi, L., Casasola, V., et al. 2014, *A&A*, 561, A49
- Hunter, D. A., Ficut-Vicas, D., Ashley, T., et al. 2012, *AJ*, 144, 134
- Kalberla, P. M. W., & Kerp, J. 2009, *ARA&A*, 47, 27
- Kamphuis, J., & Briggs, F. 1992, *A&A*, 253, 335

- Kirsten, F., Marcote, B., Nimmo, K., et al. 2021, arXiv e-prints, arXiv:2105.11445
- Koribalski, B. S., Wang, J., Kamphuis, P., et al. 2018, MNRAS, 478, 1611
- Kourkchi, E., & Tully, R. B. 2017, ApJ, 843, 16
- Leroy, A. K., Walter, F., Brinks, E., et al. 2008, AJ, 136, 2782
- Leśniewska, A., Michałowski, M. J., Kamphuis, P., et al. 2021, ApJ, submitted
- Li, Y., & Zhang, B. 2020, ApJ, 899, L6
- Lorimer, D. R., Bailes, M., McLaughlin, M. A., Narkevic, D. J., & Crawford, F. 2007, Science, 318, 777
- Macquart, J. P., Prochaska, J. X., McQuinn, M., et al. 2020, Nature, 581, 391
- Majid, W. A., Pearlman, A. B., Prince, T. A., et al. 2021, ApJ, 919, L6
- Mannings, A. G., Fong, W.-f., Simha, S., et al. 2021, ApJ, 917, 75
- Marcote, B., Nimmo, K., Hessels, J. W. T., et al. 2020, Nature, 577, 190
- Masters, K. L., Crook, A., Hong, T., et al. 2014, MNRAS, 443, 1044
- McMillan, P. J. 2011, MNRAS, 414, 2446
- McQuinn, M. 2014, ApJ, 780, L33
- Michałowski, M. J., Gotkiewicz, N., Hjorth, J., & Kamphuis, P. 2020a, A&A, 638, A47
- Michałowski, M. J., Gentile, G., Hjorth, J., et al. 2015, A&A, 582, A78
- Michałowski, M. J., Castro Cerón, J. M., Wardlow, J. L., et al. 2016, A&A, 595, A72
- Michałowski, M. J., Gentile, G., Krühler, T., et al. 2018a, A&A, 618, A104
- Michałowski, M. J., Xu, D., Stevens, J., et al. 2018b, A&A, 616, A169
- Michałowski, M. J., Karska, A., Rizzo, J. R., et al. 2018c, A&A, 617, A143
- Michałowski, M. J., Kamphuis, P., Hjorth, J., et al. 2019, A&A, 627, A106
- Michałowski, M. J., Thöne, C., de Ugarte Postigo, A., et al. 2020b, A&A, 642, A84
- Nicholl, M., Williams, P. K. G., Berger, E., et al. 2017, ApJ, 843, 84
- Nimmo, K., Hessels, J. W. T., Kirsten, F., et al. 2021, arXiv e-prints, arXiv:2105.11446
- Ott, J., Stilp, A. M., Warren, S. R., et al. 2012, AJ, 144, 123
- Petroff, E., Hessels, J. W. T., & Lorimer, D. R. 2019, A&A Rev., 27, 4
- Piro, L., Bruni, G., Troja, E., et al. 2021, A&A, submitted, arXiv:2107.14339
- Platts, E., Weltman, A., Walters, A., et al. 2019, Phys. Rep., 821, 1
- Ravi, V., Law, C. J., Li, D., et al. 2021, MNRAS, submitted, arXiv:2106.09710
- Reynolds, T. N., Westmeier, T., Staveley-Smith, L., Chauhan, G., & Lagos, C. D. P. 2020, MNRAS, 493, 5089
- Robitaille, T. P., & Whitney, B. A. 2010, ApJ, 710, L11
- Rots, A. H. 1980, A&AS, 41, 189
- Roychowdhury, S., Arabalmani, M., & Kanekar, N. 2019, MNRAS, 485, L93
- Shaya, E. J., Tully, R. B., Hoffman, Y., & Pomarède, D. 2017, ApJ, 850, 207
- Stilp, A. M., Dalcanton, J. J., Warren, S. R., et al. 2013, ApJ, 765, L36
- Tendulkar, S. P., Gil de Paz, A., Kirichenko, A. Y., et al. 2021, ApJ, 908, L12
- Wang, J., Kauffmann, G., Józsa, G. I. G., et al. 2013, MNRAS, 433, 270
- Watts, A. B., Catinella, B., Cortese, L., & Power, C. 2020, MNRAS, 492, 3672
- Wright, E. L. 2006, PASP, 118, 1711
- Young, J. S., Xie, S., Kenney, J. D. P., & Rice, W. L. 1989, ApJS, 70, 699