

Automata for dynamic answer set solving: Preliminary report

Pedro Cabalar Martín Diéguez
 University of Corunna, Spain Université d’Angers, France

Susana Hahn and Torsten Schaub
 University of Potsdam, Germany

Abstract

We explore different ways of implementing temporal constraints expressed in an extension of Answer Set Programming (ASP) with language constructs from dynamic logic. Foremost, we investigate how automata can be used for enforcing such constraints. The idea is to transform a dynamic constraint into an automaton expressed in terms of a logic program that enforces the satisfaction of the original constraint. What makes this approach attractive is its independence of time stamps and the potential to detect unsatisfiability. On the one hand, we elaborate upon a transformation of dynamic formulas into alternating automata that relies on meta-programming in ASP. This is the first application of reification applied to theory expressions in *gringo*. On the other hand, we propose two transformations of dynamic formulas into monadic second-order formulas. These can then be used by off-the-shelf tools to construct the corresponding automata. We contrast both approaches empirically with the one of the temporal ASP solver *telingo* that directly maps dynamic constraints to logic programs. Since this preliminary study is restricted to dynamic formulas in integrity constraints, its implementations and (empirical) results readily apply to conventional linear dynamic logic, too.

1 Introduction

Answer Set Programming (ASP [1]) has become a popular approach to solving knowledge-intense combinatorial search problems due to its performant solving engines and expressive modeling language. However, both are mainly geared towards static domains and lack native support for handling dynamic applications. Rather *change* is accommodated by producing copies of variables, one for each state. This does not only produce redundancy but also leaves the ASP machinery largely uninformed about the temporal structure of the problem.

This preliminary work explores alternative ways of implementing temporal (integrity) constraints in (linear) *Dynamic Equilibrium Logic* (DEL; [2, 3]) by using automata [4]. On the one hand, DEL is expressive enough to subsume

more basic systems, like (linear) Temporal Equilibrium Logic [5, 6] or even its metric variant [7]. On the other hand, our restriction to integrity constraints allows us to draw on work in conventional linear dynamic and temporal logic (cf. Proposition 3). Although this amounts to using dynamic formulas to filter “stable temporal models” rather than to let them take part in the formation of such models, it allows us to investigate a larger spectrum of alternatives in a simpler setting. Once fully elaborated, we plan to generalize our approach to the full setting. Moreover, we are interested in implementing our approach by means of existing ASP systems, which motivates our restriction to the finite trace variant of DEL, called DEL_f .

In more detail, Section 2 to 4 lay the basic foundations of our approach by introducing DEL, some automata theory, and a translation from dynamic formula into alternating automata. We then develop and empirically evaluate three different approaches. First, the one based on alternating automata from Section 4. This approach is implemented entirely in ASP and relies on meta-programming. As such it is the first application of *gringo*’s reification machinery to user defined language constructs (defined by a theory grammar; cf. [8]). Second, the one elaborated in Section 5, proposing two alternative transformations of dynamic formula into monadic second order formulas. These formulas can then be passed to the off-the-shelf automata construction tool MONA [9] that turns them into deterministic automata. And finally, the approach of *telingo* [10, 11], transforming each dynamic constraint directly into a logic program. All three approaches result in a program that allows us to sift out “stable temporal models” satisfying the original dynamic constraints. Usually, these models are generated by another logic program, like a planning encoding and instance.

2 Linear Dynamic Equilibrium Logic

Given a set \mathcal{P} of propositional variables (called *alphabet*), *dynamic formulas* φ and *path expressions* ρ are mutually defined by the pair of grammar rules:

$$\varphi ::= a \mid \perp \mid \top \mid [\rho]\varphi \mid \langle \rho \rangle \varphi \qquad \rho ::= \tau \mid \varphi? \mid \rho + \rho \mid \rho ; \rho \mid \rho^*.$$

This syntax is similar to the one of Dynamic Logic (DL; [12]) but differs in the construction of atomic path expressions: While DL uses a separate alphabet for *atomic actions*, LDL has a single alphabet \mathcal{P} and the only atomic path expression is the (transition) constant $\tau \notin \mathcal{P}$ (read as “step”). Thus, each ρ is a regular expression formed with the constant τ plus the test construct $\varphi?$ that may refer to propositional atoms in the (single) alphabet \mathcal{P} . As with LDL [13], we sometimes use a propositional formula ϕ as a path expression and let it stand for $(\phi?; \tau)$. This means that the reading of \top as a path expression amounts to $(\top?; \tau)$ which is just equivalent to τ , as we see below. Another abbreviation is the sequence of n repetitions of some expression ρ defined as $\rho^0 \stackrel{\text{def}}{=} \top?$ and $\rho^{n+1} \stackrel{\text{def}}{=} \rho; \rho^n$.

The above language allows us to capture several derived operators, like the

Boolean and temporal ones [3]:

$$\begin{array}{lll}
\varphi \wedge \psi & \stackrel{def}{=} & \langle \varphi? \rangle \psi & \varphi \vee \psi & \stackrel{def}{=} & \langle \varphi? + \psi? \rangle \top \\
\varphi \rightarrow \psi & \stackrel{def}{=} & [\varphi?] \psi & \neg \varphi & \stackrel{def}{=} & \varphi \rightarrow \perp \\
\circ \varphi & \stackrel{def}{=} & \langle \tau \rangle \varphi & \widehat{\circ} \varphi & \stackrel{def}{=} & [\tau] \varphi & \mathbf{F} & \stackrel{def}{=} & [\tau] \perp \\
\diamond \varphi & \stackrel{def}{=} & \langle \tau^* \rangle \varphi & \square \varphi & \stackrel{def}{=} & [\tau^*] \varphi \\
\varphi \mathbf{U} \psi & \stackrel{def}{=} & \langle (\varphi?; \tau)^* \rangle \psi & \varphi \mathbf{R} \psi & \stackrel{def}{=} & (\psi \mathbf{U} (\varphi \wedge \psi)) \vee \square \psi
\end{array}$$

All connectives are defined in terms of the dynamic operators $\langle \cdot \rangle$ and $[\cdot]$. This involves the Booleans \wedge , \vee , and \rightarrow , among which the definition of \rightarrow is most noteworthy since it hints at the implicative nature of $[\cdot]$. Negation \neg is then expressed via implication, as usual in HT. Then, $\langle \cdot \rangle$ and $[\cdot]$ also allow for defining the future temporal operators \mathbf{F} , \circ , $\widehat{\circ}$, \diamond , \square , \mathbf{U} , \mathbf{R} , standing for *final*, *next*, *weak next*, *eventually*, *always*, *until*, and *release*. A formula is *propositional*, if all its connectives are Boolean, and *temporal*, if it includes only Boolean and temporal ones. As usual, a (*dynamic*) *theory* is a set of (dynamic) formulas.

For the semantics, we let $[a..b]$ stand for the set $\{i \in \mathbb{N} \mid a \leq i \leq b\}$ and $[a..b)$ for $\{i \in \mathbb{N} \mid a \leq i < b\}$ for $a \in \mathbb{N}$ and $b \in \mathbb{N} \cup \{\omega\}$. A *trace* of length λ over alphabet \mathcal{P} is then defined as a sequence $(H_i)_{i \in [0..\lambda)}$ of sets $H_i \subseteq \mathcal{P}$. A trace is *infinite* if $\lambda = \omega$ and *finite* otherwise, that is, $\lambda = n$ for some natural number $n \in \mathbb{N}$. Given traces $\mathbf{H} = (H_i)_{i \in [0..\lambda)}$ and $\mathbf{H}' = (H'_i)_{i \in [0..\lambda)}$ both of length λ , we write $\mathbf{H} \leq \mathbf{H}'$ if $H_i \subseteq H'_i$ for each $i \in [0..\lambda)$; accordingly, $\mathbf{H} < \mathbf{H}'$ iff both $\mathbf{H} \leq \mathbf{H}'$ and $\mathbf{H} \neq \mathbf{H}'$.

Although DHT shares the same syntax as LDL, its semantics relies on traces whose states are pairs of sets of atoms. An HT-trace is a sequence of pairs $(\langle H_i, T_i \rangle)_{i \in [0..\lambda)}$ such that $H_i \subseteq T_i \subseteq \mathcal{P}$ for any $i \in [0..\lambda)$. As before, an HT-trace is infinite if $\lambda = \omega$ and finite otherwise. The intuition of using these two sets stems from HT: Atoms in H_i are those that can be proved; atoms not in T_i are those for which there is no proof; and, finally, atoms in $T_i \setminus H_i$ are assumed to hold, but have not been proved. We often represent an HT-trace as a pair of traces $\langle \mathbf{H}, \mathbf{T} \rangle$ of length λ where $\mathbf{H} = (H_i)_{i \in [0..\lambda)}$ and $\mathbf{T} = (T_i)_{i \in [0..\lambda)}$ such that $\mathbf{H} \leq \mathbf{T}$. The particular type of HT-traces that satisfy $\mathbf{H} = \mathbf{T}$ are called *total*.

The overall definition of DHT satisfaction relies on a double induction. Given any HT-trace $\mathbf{M} = \langle \mathbf{H}, \mathbf{T} \rangle$, we define DHT satisfaction of formulas, namely, $\mathbf{M}, k \models \varphi$, in terms of an accessibility relation for path expressions $\|\rho\|^{\mathbf{M}} \subseteq \mathbb{N}^2$ whose extent depends again on \models by double, structural induction.

Definition 1 (DHT satisfaction; [3]). *An HT-trace $\mathbf{M} = \langle \mathbf{H}, \mathbf{T} \rangle$ of length λ over alphabet \mathcal{P} satisfies a dynamic formula φ at time point $k \in [0..\lambda)$, written $\mathbf{M}, k \models \varphi$, if the following conditions hold:*

1. $\mathbf{M}, k \models \top$ and $\mathbf{M}, k \not\models \perp$
2. $\mathbf{M}, k \models a$ if $a \in H_k$ for any atom $a \in \mathcal{P}$
3. $\mathbf{M}, k \models \langle \rho \rangle \varphi$ if $\mathbf{M}, i \models \varphi$ for some i with $(k, i) \in \|\rho\|^{\mathbf{M}}$

4. $\mathbf{M}, k \models [\rho] \varphi$ if $\mathbf{M}', i \models \varphi$ for all i with $(k, i) \in \|\rho\|^{\mathbf{M}'}$
for both $\mathbf{M}' = \mathbf{M}$ and $\mathbf{M}' = \langle \mathbf{T}, \mathbf{T} \rangle$

where, for any HT-trace \mathbf{M} , $\|\rho\|^{\mathbf{M}} \subseteq \mathbb{N}^2$ is a relation on pairs of time points inductively defined as follows.

5. $\|\tau\|^{\mathbf{M}} \stackrel{def}{=} \{(k, k+1) \mid k, k+1 \in [0..\lambda]\}$
6. $\|\varphi?\|^{\mathbf{M}} \stackrel{def}{=} \{(k, k) \mid \mathbf{M}, k \models \varphi\}$
7. $\|\rho_1 + \rho_2\|^{\mathbf{M}} \stackrel{def}{=} \|\rho_2\|^{\mathbf{M}} \cup \|\rho_1\|^{\mathbf{M}}$
8. $\|\rho_1 ; \rho_2\|^{\mathbf{M}} \stackrel{def}{=} \{(k, i) \mid (k, j) \in \|\rho_1\|^{\mathbf{M}} \text{ and } (j, i) \in \|\rho_2\|^{\mathbf{M}} \text{ for some } j\}$
9. $\|\rho^*\|^{\mathbf{M}} \stackrel{def}{=} \bigcup_{n \geq 0} \|\rho^n\|^{\mathbf{M}}$

An HT-trace \mathbf{M} is a *model* of a dynamic theory Γ if $\mathbf{M}, 0 \models \varphi$ for all $\varphi \in \Gamma$. We write $\text{DHT}(\Gamma, \lambda)$ to stand for the set of DHT models of length λ of a theory Γ , and define $\text{DHT}(\Gamma) \stackrel{def}{=} \bigcup_{\lambda=0}^{\omega} \text{DHT}(\Gamma, \lambda)$, that is, the whole set of models of Γ of any length. A formula φ is a *tautology* (or is *valid*), written $\models \varphi$, iff $\mathbf{M}, k \models \varphi$ for any HT-trace \mathbf{M} and any $k \in [0..\lambda]$. The logic induced by the set of all tautologies is called (*Linear*) *Dynamic logic of Here-and-There* (DHT for short). We distinguish the variants DHT_{ω} and DHT_f by restricting DHT to infinite or finite traces, respectively.

Proposition 1. *For any $(x, y) \in \mathbb{N} \times \mathbb{N}$, path expression ρ and trace \mathbf{M} , we have $(x, y) \in \|\rho\|^{\mathbf{M}}$ implies $x \leq y$.*

Proposition 2 ([11, 14]). *The following formulas are DHT_f -valid.*

1. $[\rho_1 + \rho_2] \varphi \leftrightarrow ([\rho_1] \varphi \wedge [\rho_2] \varphi)$ 4. $\langle \rho_1 ; \rho_2 \rangle \varphi \leftrightarrow (\langle \rho_1 \rangle \langle \rho_2 \rangle \varphi)$
2. $\langle \rho_1 + \rho_2 \rangle \varphi \leftrightarrow (\langle \rho_1 \rangle \varphi \vee \langle \rho_2 \rangle \varphi)$ 5. $[\rho^*] \varphi \leftrightarrow (\varphi \wedge [\rho] [\rho^*] \varphi)$
3. $[\rho_1 ; \rho_2] \varphi \leftrightarrow ([\rho_1] [\rho_2] \varphi)$ 6. $\langle \rho^* \rangle \varphi \leftrightarrow (\varphi \vee \langle \rho \rangle \langle \rho^* \rangle \varphi)$

We refrain from giving the semantics of LDL [13], since it corresponds to DHT on total traces $\langle \mathbf{T}, \mathbf{T} \rangle$ [3]. Letting $\mathbf{T}, k \models \varphi$ denote the satisfaction of φ by a trace \mathbf{T} at point k in LDL, we have $\langle \mathbf{T}, \mathbf{T} \rangle, k \models \varphi$ iff $\mathbf{T}, k \models \varphi$ for $k \in [0..\lambda]$. Accordingly, any total HT-trace $\langle \mathbf{T}, \mathbf{T} \rangle$ can be seen as the LDL-trace \mathbf{T} . As above, we denote infinite and finite trace variants as LDL_{ω} and LDL_f , respectively.

The work presented in the sequel takes advantage of the following result that allows us to treat dynamic formulas in occurring in integrity constraints as in LDL:

Proposition 3. *For any HT-trace $\langle \mathbf{H}, \mathbf{T} \rangle$ of length λ and any dynamic formula φ , we have*

$$\langle \mathbf{H}, \mathbf{T} \rangle, k \models \neg \neg \varphi \text{ iff } \mathbf{T}, k \models \varphi, \text{ for all } k \in [0..\lambda].$$

We now introduce non-monotonicity by selecting a particular set of traces called *temporal equilibrium models* [3]. First, given an arbitrary set \mathfrak{S} of HT-traces, we define the ones in equilibrium as follows. A total HT-trace $\langle \mathbf{T}, \mathbf{T} \rangle \in \mathfrak{S}$ is an *equilibrium model* of \mathfrak{S} iff there is no other $\langle \mathbf{H}, \mathbf{T} \rangle \in \mathfrak{S}$ such that $\mathbf{H} < \mathbf{T}$. If this is the case, we also say that trace \mathbf{T} is a *stable model* of \mathfrak{S} . We further talk about *temporal equilibrium* or *temporal stable models* of a theory Γ when $\mathfrak{S} = \text{DHT}(\Gamma)$. We write $\text{DEL}(\Gamma, \lambda)$ and $\text{DEL}(\Gamma)$ to stand for the temporal equilibrium models of $\text{DHT}(\Gamma, \lambda)$ and $\text{DHT}(\Gamma)$ respectively. Note that stable models in $\text{DEL}(\Gamma)$ are also LDL-models of Γ . Besides, as the ordering relation among traces is only defined for a fixed λ , the set of temporal equilibrium models of Γ can be partitioned by the trace length λ , that is, $\bigcup_{\lambda=0}^{\omega} \text{DEL}(\Gamma, \lambda) = \text{DEL}(\Gamma)$.

(Linear) *Dynamic Equilibrium Logic* (DEL ; [2, 3]) is the non-monotonic logic induced by temporal equilibrium models of dynamic theories. We obtain the variants DEL_{ω} and DEL_f by applying the corresponding restriction to infinite or finite traces, respectively.

As a consequence of Proposition 3, the addition of formula $\neg\neg\varphi$ to a theory Γ enforces that every temporal stable model of Γ satisfies φ . With this, we confine ourselves in Section 4 and 5 to LDL_f rather than DEL_f .

In what follows, we consider finite traces only.

3 Automata

A *Nondeterministic Finite Automaton* (NFA; [4]) is a tuple $(\Sigma, Q, Q_0, \delta, F)$, where Σ is a finite nonempty alphabet, Q is a finite nonempty set of states, $Q_0 \subseteq Q$ is a set of initial states, $\delta : Q \times \Sigma \rightarrow 2^Q$ is a transition function and $F \subseteq Q$ a finite set of final states. A run of an NFA $(\Sigma, Q, Q_0, \delta, F)$ on a word $a_0 \cdots a_{n-1}$ of length n for $a_i \in \Sigma$ is a finite sequence q_0, \dots, q_n of states such that $q_0 \in Q_0$ and $q_{i+1} \in \delta(q_i, a_i)$ for $0 \leq i < n$. A run is accepting if $q_n \in F$. Using the structure of a NFA, we can also represent a *Deterministic Finite Automata* (DFA), where Q_0 contains a single initial state and δ is restricted to return a single successor state. A finite word $w \in \Sigma^*$ is accepted by an NFA, if there is an accepting run on w . The language recognized by a NFA \mathfrak{A} is defined as $\mathcal{L}(\mathfrak{A}) = \{w \in \Sigma^* \mid \mathfrak{A} \text{ accepts } w\}$.

An *Alternating Automaton over Finite Words* (AFW; [15, 13]) is a tuple $(\Sigma, Q, q_0, \delta, F)$, where Σ and Q are as with NFAs, q_0 is the initial state, $\delta : Q \times \Sigma \rightarrow B^+(Q)$ is a transition function, where $B^+(Q)$ stands for all propositional formulas built from Q , \wedge , \vee , \top and \perp , and $F \subseteq Q$ is a finite set of final states.

A run of an AFW $(\Sigma, Q, q_0, \delta, F)$ on a word $a_0 \cdots a_{n-1}$ of length n for $a_i \in \Sigma$, is a finite tree T labeled by states in S such that

1. the root of T is labeled by q_0 ,
2. if node o at level i is labeled by a state $q \in Q$ and $\delta(q, a_i) = \varphi$, then either $\varphi = \top$ or $P \models \varphi$ for some $P \subseteq Q$ and o has a child for each element in P ,
3. the run is accepting if all leaves at depth n are labeled by states in F .

A finite word $w \in \Sigma^*$ is accepted by an AFW, if there is an accepting run on w . The language recognized by an AFW \mathfrak{A} is defined as $\mathcal{L}(\mathfrak{A}) = \{w \in \Sigma^* \mid \mathfrak{A} \text{ accepts } w\}$.

AFWs can be seen as an extension of NFAs by universal transitions. That is, when looking at formulas in $B^+(Q)$, disjunctions represent alternative transitions as in NFAs, while conjunctions add universal ones, each of which must be followed. In Section 6.2, we assume formulas in $B^+(Q)$ to be in disjunctive normal form (DNF) and represent them as sets of sets of literals; hence, $\{\emptyset\}$ and \emptyset stand for \top and \perp , respectively.

4 LDL_f to AFW

This section describes a translation of dynamic formulas in LDL_f to AFW due to [16]. More precisely, it associates a dynamic formula φ in negation normal form with an AFW \mathfrak{A}_φ , whose number of states is linear in the size of φ and whose language $\mathcal{L}(\mathfrak{A}_\varphi)$ coincides with the set of all traces satisfying φ . A dynamic formula φ can be put in negation normal form $nnf(\varphi)$ by exploiting equivalences and pushing negation inside, until it is only in front of propositional formulas.

The states of \mathfrak{A}_φ correspond to the members of the closure $cl(\varphi)$ of φ defined as the smallest set of dynamic formulas such that [17]

1. $\varphi \in cl(\varphi)$
2. if $\psi \in cl(\varphi)$ and ψ is not of the form $\neg\psi'$ then $\neg\psi \in cl(\varphi)$
3. if $\langle\rho\rangle\psi \in cl(\varphi)$ then $\psi \in cl(\varphi)$
4. if $\langle\psi?\rangle\psi \in cl(\varphi)$ then $\psi \in cl(\varphi)$
5. if $\langle\rho_1;\rho_2\rangle\psi \in cl(\varphi)$ then $\langle\rho_1\rangle\langle\rho_2\rangle\psi \in cl(\varphi)$
6. if $\langle\rho_1 + \rho_2\rangle\psi \in cl(\varphi)$ then $\langle\rho_1\rangle\psi \in cl(\varphi)$ and $\langle\rho_2\rangle\psi \in cl(\varphi)$
7. if $\langle\rho^*\rangle\psi \in cl(\varphi)$ then $\langle\rho\rangle\langle\rho^*\rangle\psi \in cl(\varphi)$

The alphabet of an AFW \mathfrak{A}_φ for a formula φ over \mathcal{P} is $\Sigma = 2^{\mathcal{P} \cup \{last\}}$. It relies on a special proposition *last* [16], which is only satisfied by the last state of the trace. A finite word over Σ corresponds to a finite trace over $\mathcal{P} \cup \{last\}$.

Definition 2 (LDL_f to AFW[16]). *Given a dynamic formula φ in negation normal form, the corresponding AFW is defined as*

$$\mathfrak{A}_\varphi = (2^{\mathcal{P} \cup \{last\}}, \{q_{nnf(\phi)} \mid \phi \in cl(\varphi)\}, q_\varphi, \delta, \emptyset)$$

where transition function δ mapping a state $q_{nnf(\phi)}$ for $\phi \in cl(\varphi)$ and an interpretation $X \subseteq \mathcal{P} \cup \{last\}$ into a positive Boolean formula over the states in $\{q_{nnf(\phi)} \mid \phi \in cl(\varphi)\}$ is defined as follows:

1. $\delta(q_{\top}, X) \stackrel{def}{=} \top$
2. $\delta(q_{\perp}, X) \stackrel{def}{=} \perp$
3. $\delta(q_a, X) \stackrel{def}{=} \begin{cases} \top & \text{if } a \in X \\ \perp & \text{if } a \notin X \end{cases}$
4. $\delta(q_{\neg a}, X) \stackrel{def}{=} \begin{cases} \perp & \text{if } a \in X \\ \top & \text{if } a \notin X \end{cases}$
5. $\delta(q_{\langle \tau \rangle \varphi}, X) \stackrel{def}{=} \begin{cases} q_{\varphi} & \text{if } last \notin X \\ \perp & \text{if } last \in X \end{cases}$
6. $\delta(q_{[\tau] \varphi}, X) \stackrel{def}{=} \begin{cases} q_{\varphi} & \text{if } last \notin X \\ \top & \text{if } last \in X \end{cases}$
7. $\delta(q_{\langle \psi? \rangle \varphi}, X) \stackrel{def}{=} \delta(q_{\psi}, X) \wedge \delta(q_{\varphi}, X)$
8. $\delta(q_{\langle \rho_1 + \rho_2 \rangle \varphi}, X) \stackrel{def}{=} \delta(q_{\langle \rho_1 \rangle \varphi}, X) \vee \delta(q_{\langle \rho_2 \rangle \varphi}, X)$
9. $\delta(q_{\langle \rho_1 ; \rho_2 \rangle \varphi}, X) \stackrel{def}{=} \delta(q_{\langle \rho_1 \rangle \langle \rho_2 \rangle \varphi}, X)$
10. $\delta(q_{\langle \rho^* \rangle \varphi}, X) \stackrel{def}{=} \begin{cases} \delta(q_{\varphi}, X) & \text{if } \rho \text{ is a test} \\ \delta(q_{\varphi}, X) \vee \delta(q_{\langle \rho \rangle \langle \rho^* \rangle \varphi}, X) & \text{otherwise} \end{cases}$
11. $\delta(q_{\langle (\psi?)^* \rangle \varphi}, X) \stackrel{def}{=} \delta(q_{\varphi}, X)$
12. $\delta(q_{[\psi?] \varphi}, X) \stackrel{def}{=} \delta(q_{nmf(\neg \psi)}, X) \vee \delta(q_{\varphi}, X)$
13. $\delta(q_{[\rho_1 + \rho_2] \varphi}, X) \stackrel{def}{=} \delta(q_{[\rho_1] \varphi}, X) \wedge \delta(q_{[\rho_2] \varphi}, X)$
14. $\delta(q_{[\rho_1 ; \rho_2] \varphi}, X) \stackrel{def}{=} \delta(q_{[\rho_1][\rho_2] \varphi}, X)$
15. $\delta(q_{[\rho^*] \varphi}, X) \stackrel{def}{=} \begin{cases} \delta(q_{\varphi}, X) & \text{if } \rho \text{ is a test} \\ \delta(q_{\varphi}, X) \wedge \delta(q_{[\rho][\rho^*] \varphi}, X) & \text{otherwise} \end{cases}$
16. $\delta(q_{[\rho^*] \varphi}, X) \stackrel{def}{=} \delta(q_{\varphi}, X) \wedge \delta(q_{[\rho][\rho^*] \varphi}, X)$
17. $\delta(q_{[(\psi?)^*] \varphi}, X) \stackrel{def}{=} \delta(q_{\varphi}, X)$

Note that the resulting automaton lacks final states. This is compensated by the dedicated proposition *last*. All transitions reaching a state, namely $\delta(q_{[\tau] \varphi}, X)$ and $\delta(q_{\langle \tau \rangle \varphi}, X)$, are subject to a condition on *last*. So, for the last interpretation $X \cup \{last\}$, all transitions end up in \top or \perp . Hence, for acceptance, it is enough to ensure that branches reach \top .

As an example, consider the formula, φ ,

$$\langle ([\tau^*] b)? ; \tau \rangle a = \square b \wedge \circ a, \quad (1)$$

stating that b always holds and a is true at the next step. The AFW for φ is $\mathfrak{A}_{\varphi} = (2^{\{a, b, last\}}, Q^+ \cup Q^-, \delta, \emptyset)$, where

$$Q^+ = \{q_{\langle ([\tau^*] b)? ; \tau \rangle a}, q_{\langle ([\tau^*] b)? \rangle \langle \tau \rangle a}, q_{[\tau^*] b}, q_{[\tau][\tau^*] b}, q_{\tau}, q_b, q_{\langle \tau \rangle a}, q_a\}$$

and Q^- contains all states stemming from negated formulas in Q^+ ; all these are unreachable in our case. The alternating automaton can be found in in Figure 1.

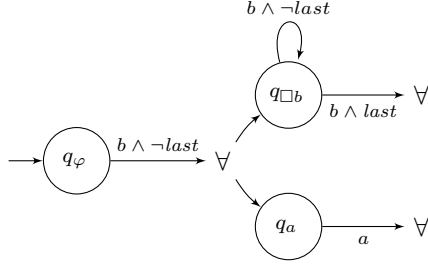


Figure 1: \mathfrak{A}_φ showing only the reachable states. The special node type, labeled as \forall , represents universal transitions, when the \forall -node has no outgoing edges it represents the empty universal constraint \top .

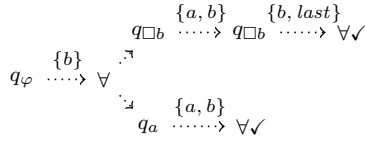


Figure 2: Accepted run for $\{b\} \cdot \{a, b\} \cdot \{b, last\}$.

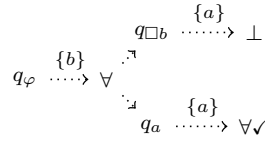


Figure 3: Rejected run for $\{b\} \cdot \{a\} \cdot \{b, last\}$.

5 Translating LDL_f to MSO

It is well-known that while LTL and LTL_f can be encoded into first-order logic, the case of LDL and LDL_f is rather different. The encoding of LDL_f requires the translation of path expressions of the type ρ^* (the reflexive, transitive closure of a relation), which is not first-order representable.

This is why we need to consider a more expressive formalism and Monadic Second Order (MSO) of Linear Order [18] ($MSO(<)$) will be our target logic. This logic enhances monadic first-order logic of linear order [19] with second order quantification.

5.1 Monadic Second-order of Linear Order

Let \mathcal{P} be an input alphabet ¹, \mathcal{V}_1 be a set of first-order variables denoted by bolded lowercase letters and a set \mathcal{V}_2 of second-order variables usually denoted by bolded uppercase letters.

Well-formed formulas of $MSO(<)$ are defined according to the following syntax:

$$\varphi := \mathbf{X}(x) \mid \mathbf{x} < \mathbf{y} \mid \neg\varphi \mid \varphi \vee \psi \mid \exists \mathbf{x}.\varphi \mid \exists \mathbf{X}.\varphi.$$

where $\mathbf{x}, \mathbf{y} \in \mathcal{V}_1$ and $\mathbf{X} \in \mathcal{V}_2$.

The following abbreviations involving logical formulas and orders are valid:

¹By abuse of notation, we use the symbol \mathcal{P} as for the set of propositional variables in LDL_f , since they will be translated into elements of the alphabet.

$$\begin{array}{ll}
\varphi \wedge \psi \stackrel{def}{=} \neg(\neg\varphi \vee \neg\psi) & \varphi \rightarrow \psi \stackrel{def}{=} \neg\varphi \vee \psi \\
\varphi \leftrightarrow \psi \stackrel{def}{=} (\varphi \rightarrow \psi) \wedge (\psi \rightarrow \varphi) & \forall \mathbf{x} \varphi \stackrel{def}{=} \neg \exists \mathbf{x} \neg \varphi \\
\mathbf{x} \geq \mathbf{y} \stackrel{def}{=} \neg(\mathbf{x} < \mathbf{y}) & \mathbf{x} \leq \mathbf{y} \stackrel{def}{=} \mathbf{y} \geq \mathbf{x} \\
\mathbf{x} = \mathbf{y} \stackrel{def}{=} (\mathbf{x} \leq \mathbf{y}) \wedge (\mathbf{y} \leq \mathbf{x}) & \mathbf{x} \neq \mathbf{y} \stackrel{def}{=} \neg(\mathbf{x} = \mathbf{y}) \\
\mathbf{x} > \mathbf{y} \stackrel{def}{=} \mathbf{y} < \mathbf{x} &
\end{array}$$

Moreover, the following abbreviations involving first-order and second-order variables will be used along this section.

$$\begin{array}{ll}
\text{succ}(\mathbf{x}, \mathbf{y}) \stackrel{def}{=} \mathbf{x} < \mathbf{y} \wedge \neg \exists \mathbf{z} (\mathbf{x} < \mathbf{z} \wedge \mathbf{z} < \mathbf{y}) & \\
\text{first}(\mathbf{x}) \stackrel{def}{=} \neg \exists \mathbf{y} \mathbf{y} < \mathbf{x} & \mathbf{x} \in \mathbf{X} \stackrel{def}{=} \mathbf{X}(\mathbf{x}) \\
\text{last}(\mathbf{x}) \stackrel{def}{=} \neg \exists \mathbf{y} \mathbf{y} > \mathbf{x} & \mathbf{X} \neq \mathbf{Y} \stackrel{def}{=} \neg \mathbf{X} = \mathbf{Y} \\
\text{bound}(\mathbf{X}, \mathbf{w}, \mathbf{v}) \stackrel{def}{=} \forall \mathbf{r} (\mathbf{X}(\mathbf{r}) \rightarrow (\mathbf{w} \leq \mathbf{r} \wedge \mathbf{r} \leq \mathbf{v})) & \mathbf{X} = \mathbf{Y} \stackrel{def}{=} \mathbf{X} \subseteq \mathbf{Y} \wedge \mathbf{Y} \subseteq \mathbf{X} \\
\mathbf{X} \subseteq \mathbf{Y} \stackrel{def}{=} \forall \mathbf{x} (\mathbf{x} \in \mathbf{X} \rightarrow \mathbf{x} \in \mathbf{Y}) &
\end{array}$$

A $\text{MSO}(<)$ formula is interpreted over a trace \mathbf{T} of length λ with respect to two assignments $v_1 : \mathcal{V}_1 \mapsto \{0, \dots, \lambda - 1\}$ and $v_2 : \mathcal{V}_2 \mapsto 2^{\{0, \dots, \lambda - 1\}}$. Notice that v_1 maps every first-order variable in \mathcal{V}_1 into a position in \mathbf{T} while v_2 maps each second order variable of \mathcal{V}_2 to a set of positions in \mathbf{T} . Given a second-order assignment v_2 , by $v_2[\mathbf{X} := D]$ we refer to an extension of v_2 obtained by assigning to the second-order variable \mathbf{X} the set $D \subseteq \{0, \dots, \lambda - 1\}$. For the case of a first-order assignment v_1 , by $v_1[\mathbf{x} := d]$ we refer to an extension of v_1 obtained by assigning to the first-order variable \mathbf{x} the value $d \in \{0, \dots, \lambda - 1\}$.

Definition 3 ($\text{MSO}(<)$ satisfaction). *A trace \mathbf{T} of length λ satisfies a $\text{MSO}(<)$ formula φ wrt. assignments v_1 and v_2 , written as $\mathbf{T}, v_1, v_2 \models \varphi$ if the following conditions hold:*

1. $\mathbf{T}, v_1, v_2 \models \mathbf{X}(\mathbf{x})$ iff $v_1(\mathbf{x}) \in v_2(\mathbf{X})$
2. $\mathbf{T}, v_1, v_2 \models \mathbf{x} < \mathbf{y}$ iff $v_1(\mathbf{x}) < v_1(\mathbf{y})$ holds
3. $\mathbf{T}, v_1, v_2 \models \neg\varphi$ iff $\mathbf{T}, v_1, v_2 \not\models \varphi$
4. $\mathbf{T}, v_1, v_2 \models \varphi \wedge \psi$ iff $\mathbf{T}, v_1, v_2 \models \varphi$ and $\mathbf{T}, v_1, v_2 \models \psi$
5. $\mathbf{T}, v_1, v_2 \models \varphi \vee \psi$ iff $\mathbf{T}, v_1, v_2 \models \varphi$ or $\mathbf{T}, v_1, v_2 \models \psi$
6. $\mathbf{T}, v_1, v_2 \models \varphi \rightarrow \psi$ iff $\mathbf{T}, v_1, v_2 \not\models \varphi$ or $\mathbf{T}, v_1, v_2 \models \psi$
7. $\mathbf{T}, v_1, v_2 \models \exists \mathbf{x} \varphi$ iff $\mathbf{T}, v_1[\mathbf{x} := d], v_2 \models \varphi$ for some $0 \leq d < \lambda$
8. $\mathbf{T}, v_1, v_2 \models \forall \mathbf{x} \varphi$ iff $\mathbf{T}, v_1[\mathbf{x} := d], v_2 \models \varphi$ for all $0 \leq d < \lambda$
9. $\mathbf{T}, v_1, v_2 \models \exists \mathbf{X} \varphi$ iff $\mathbf{T}, v_1, v_2[\mathbf{X} := D] \models \varphi$ for some $D \in 2^{\{0 \dots \lambda - 1\}}$
10. $\mathbf{T}, v_1, v_2 \models \forall \mathbf{X} \varphi$ iff $\mathbf{T}, v_1, v_2[\mathbf{X} := D] \models \varphi$ for all $D \in 2^{\{0 \dots \lambda - 1\}}$

5.2 Standard Translation

In this subsection we extend the so called *standard translation* of LTL_f [13] to the case of LDL_f. In order to represent ρ^* , first-order logic can be equipped with countable infinite disjunctions as proposed in [20]. Conversely, we use a second order quantified predicate X to capture the points where path expressions are satisfied in a trace. As in [20] our standard translation is defined in terms of two translations ST_m and ST_p for dynamic formulas and paths, respectively.

Definition 4 (LDL_f Standard Translation). *Given a dynamic formula φ and a free variable \mathbf{w} representing the time point in which φ is evaluated, ST_m is defined as follows:*

1. $ST_m(\mathbf{w}, p) \stackrel{def}{=} \mathbf{P}(\mathbf{w})$
2. $ST_m(\mathbf{w}, \top) \stackrel{def}{=} \top$
3. $ST_m(\mathbf{w}, \perp) \stackrel{def}{=} \perp$
4. $ST_m(\mathbf{w}, [\rho] \varphi) \stackrel{def}{=} \forall \mathbf{v} (ST_p(\mathbf{w}\mathbf{v}, \rho) \rightarrow ST_m(\mathbf{v}, \varphi))$
5. $ST_m(\mathbf{w}, \langle \rho \rangle \varphi) \stackrel{def}{=} \exists \mathbf{v} (ST_p(\mathbf{w}\mathbf{v}, \rho) \wedge ST_m(\mathbf{v}, \varphi))$

The translation for paths ST_p takes as inputs a path expression ρ and two free variables \mathbf{w} and \mathbf{v} meaning that ρ is satisfied between the time points \mathbf{w} and \mathbf{v} , defined as follows:

6. $ST_p(\mathbf{w}\mathbf{v}, \tau) \stackrel{def}{=} \mathbf{v} = \mathbf{w} + 1$
7. $ST_p(\mathbf{w}\mathbf{v}, \varphi?) \stackrel{def}{=} ST_m(\mathbf{w}, \varphi) \wedge \mathbf{w} = \mathbf{v}$
8. $ST_p(\mathbf{w}\mathbf{v}, \rho_1 + \rho_2) \stackrel{def}{=} ST_p(\mathbf{w}\mathbf{v}, \rho_1) \vee ST_p(\mathbf{w}\mathbf{v}, \rho_2)$
9. $ST_p(\mathbf{w}\mathbf{v}, \rho_1; \rho_2) \stackrel{def}{=} \exists \mathbf{u} (ST_p(\mathbf{w}\mathbf{u}, \rho_1) \wedge ST_p(\mathbf{u}\mathbf{v}, \rho_2))$
10. $ST_p(\mathbf{w}\mathbf{v}, \rho^*) \stackrel{def}{=} \exists \mathbf{X} (\mathbf{X}(\mathbf{w}) \wedge \mathbf{X}(\mathbf{v}) \wedge \text{bound}(\mathbf{X}, \mathbf{w}, \mathbf{v}) \wedge \text{regular}(\mathbf{X}))$

where $\text{bound}(\mathbf{X}, \mathbf{w}, \mathbf{v})$ is defined in Subsection 5.1 and

$$\text{regular}(\mathbf{X}) \stackrel{def}{=} \forall \mathbf{x}, \mathbf{y} ((\text{succ}(\mathbf{x}, \mathbf{y}) \wedge \mathbf{X}(\mathbf{x}) \wedge \mathbf{X}(\mathbf{y})) \rightarrow ST_p(\mathbf{x}\mathbf{y}, \rho)).$$

Let \mathbf{T} be a trace of length λ and let v_2 be an assignment such that each $\mathbf{p} \in \mathcal{P}$, $v_2(\mathbf{P}) = \{x \mid p \in T_x\}$. With this definition we can prove the model correspondence stated in the following theorem.

Theorem 1. *Let φ be a dynamic formula. Then, for any trace \mathbf{T} of length λ ; $k, d \in [0, \lambda)$ and free variables \mathbf{x}, \mathbf{y} , we have*

1. $\mathbf{T}, k \models \varphi$ iff $\mathbf{T}, v_1[\mathbf{x} := k], v_2 \models ST_m(\mathbf{x}, \varphi)$
2. $(k, d) \in \|\rho\|^{\mathbf{T}}$ iff $\mathbf{T}, v_1[\mathbf{x} := k, \mathbf{y} := d], v_2 \models ST_p(\mathbf{x}\mathbf{y}, \rho)$

As an example, the standard translation of the formula $\varphi = \langle\langle [\tau^*] b \rangle\rangle ; \tau \rangle a$ with respect to the free variable \mathbf{t} is

$$\begin{aligned} ST_m(\mathbf{t}, \varphi) = & \exists \mathbf{v}_0 (\exists \mathbf{v}_1 (\forall \mathbf{v}_2 (\exists \mathbf{X} (\mathbf{X}(\mathbf{t}) \wedge \mathbf{X}(\mathbf{v}_2) \wedge \text{bound}(\mathbf{X}, \mathbf{t}, \mathbf{v}_2) \wedge \\ & \forall \mathbf{x}, \mathbf{y} ((\mathbf{X}(\mathbf{x}) \wedge \mathbf{X}(\mathbf{y}) \wedge \text{succ}(\mathbf{x}, \mathbf{y})) \\ & \rightarrow (\mathbf{y} = \mathbf{x} + 1))) \\ & \rightarrow \mathbf{b}(\mathbf{v}_2)) \quad (\mathbf{v}_0 = \mathbf{v}_1 + 1)) \wedge \mathbf{a}(\mathbf{v}_0)) \end{aligned}$$

5.3 Monadic Second Order Encoding

In this subsection we provide an alternative translation into (MSO($<$)) where the second-order encoding consists of a sequence of existential monadic second-order quantifiers followed by a single universal first-order quantifier. We extend the translation in [21] from LTL_f to the case of LDL_f based on the notion of Fisher-Ladner closure [17].

Definition 5 (LDL_f Monadic Second Order Encoding). *Given a dynamic formula φ and a free variable \mathbf{t} , $mso(\mathbf{t}, \varphi)$ states the truth of φ at \mathbf{t} as follows:*

$$mso(\mathbf{t}, \varphi) \stackrel{def}{=} (\exists \mathbf{Q}_{\theta_0} \cdots \exists \mathbf{Q}_{\theta_m} (\mathbf{Q}_{\varphi}(\mathbf{t}) \wedge (\forall \mathbf{x} (\bigwedge_{i=0}^m t(\theta_i, \mathbf{x}))))))$$

where, $\theta_i \in cl(\varphi)$, \mathbf{Q}_{θ_i} is a fresh predicate name and $t(\theta_i, \mathbf{x})$ asserts the truth of every non-atomic subformula θ_i in $cl(\varphi)$ at time point \mathbf{x} , imitating the semantics of LDL_f, provided in Table 1.

$\mu \in cl(\varphi)$	$t(\mu, \mathbf{x})$
$\neg\psi$	$\mathbf{Q}_{\mu}(\mathbf{x}) \leftrightarrow \neg\mathbf{Q}_{\psi}(\mathbf{x})$
$\langle\tau\rangle\psi$	$\mathbf{Q}_{\mu}(\mathbf{x}) \leftrightarrow (\exists \mathbf{y} (\mathbf{y} = \mathbf{x} + 1 \wedge (\mathbf{Q}_{\psi}(\mathbf{y}))))$
$\langle\mu^?\rangle\psi$	$\mathbf{Q}_{\mu}(\mathbf{x}) \leftrightarrow (\mathbf{Q}_{\mu}(\mathbf{x}) \wedge \mathbf{Q}_{\mu}(\mathbf{x}))$
$\langle\rho_1 + \rho_2\rangle\psi$	$\mathbf{Q}_{\mu}(\mathbf{x}) \leftrightarrow (\mathbf{Q}_{\langle\rho_1\rangle\psi}(\mathbf{x}) \vee \mathbf{Q}_{\langle\rho_2\rangle\psi}(\mathbf{x}))$
$\langle\rho_1; \rho_2\rangle\psi$	$\mathbf{Q}_{\mu}(\mathbf{x}) \leftrightarrow (\mathbf{Q}_{\langle\rho_1\rangle\langle\rho_2\rangle\psi}(\mathbf{x}))$
$\langle\rho^*\rangle\psi$	$\mathbf{Q}_{\mu}(\mathbf{x}) \leftrightarrow (\mathbf{Q}_{\psi}(\mathbf{x}) \vee \mathbf{Q}_{\langle\rho\rangle\langle\rho^*\rangle\psi}(\mathbf{x}))$
$[\tau]\psi$	$\mathbf{Q}_{\mu}(\mathbf{x}) \leftrightarrow (\forall \mathbf{y} (\mathbf{y} = \mathbf{x} + 1 \rightarrow (\mathbf{Q}_{\psi}(\mathbf{y}))))$
$[\mu^?]\psi$	$\mathbf{Q}_{\mu}(\mathbf{x}) \leftrightarrow (\mathbf{Q}_{\mu}(\mathbf{x}) \rightarrow \mathbf{Q}_{\mu}(\mathbf{x}))$
$[\rho_1 + \rho_2]\psi$	$\mathbf{Q}_{\mu}(\mathbf{x}) \leftrightarrow (\mathbf{Q}_{[\rho_1]\psi}(\mathbf{x}) \wedge \mathbf{Q}_{[\rho_2]\psi}(\mathbf{x}))$
$[\rho_1; \rho_2]\psi$	$\mathbf{Q}_{\mu}(\mathbf{x}) \leftrightarrow (\mathbf{Q}_{[\rho_1][\rho_2]\psi}(\mathbf{x}))$
$[\rho^*]\psi$	$\mathbf{Q}_{\mu}(\mathbf{x}) \leftrightarrow (\mathbf{Q}_{\psi}(\mathbf{x}) \wedge \mathbf{Q}_{[\rho][\rho^*]\psi}(\mathbf{x}))$

Table 1: MSO Translation for subformulas in the closure.

Let \mathbf{T} be a trace of length λ and let v_2 be a second-order assignment such that for each $p \in \mathcal{P}$, $v_2(\mathbf{P}) = \{x \mid p \in T_x\}$. With this definition we can prove the model correspondence stated in the following theorem.

Theorem 2. *Let φ be a dynamic formula. Then, for any trace \mathbf{T} of length λ and time point $k \in [0, \lambda)$, we have that $\mathbf{T}, k \models \varphi$ iff $\mathbf{T}, v_1[\mathbf{t} := k], v_2 \models \text{mso}(\mathbf{t}, \varphi)$.*

For instance, given $\varphi = \langle ([\tau^*] b)? ; \tau \rangle a$,

$$\text{mso}(\mathbf{t}, \varphi) = \exists \mathbf{Q}_0 \exists \mathbf{Q}_1 \exists \mathbf{Q}_2 \exists \mathbf{Q}_3 \exists \mathbf{Q}_4 (\mathbf{Q}_0(\mathbf{t}) \wedge \forall \mathbf{x} (\wedge_{i=0}^4 t(\mu_i, \mathbf{x})),$$

where each $t(\mu_i, \mathbf{x})$ is defined in Table 2.

\mathbf{Q}_μ	$\mu \in \text{cl}(\varphi)$	$t(\mu, \mathbf{x})$
\mathbf{Q}_0	$\langle ([\tau^*] b)? ; \tau \rangle a$	$\mathbf{Q}_0(\mathbf{x}) \leftrightarrow \mathbf{Q}_1(\mathbf{x})$
\mathbf{Q}_1	$\langle ([\tau^*] b)? \rangle \langle \tau \rangle a$	$\mathbf{Q}_1(\mathbf{x}) \leftrightarrow \mathbf{Q}_4(\mathbf{x}) \wedge \mathbf{Q}_2(\mathbf{x})$
\mathbf{Q}_2	$[\tau^*] b$	$\mathbf{Q}_2(\mathbf{x}) \leftrightarrow \mathbf{Q}_b(\mathbf{x}) \wedge \mathbf{Q}_3(\mathbf{x})$
\mathbf{Q}_3	$[\tau] [\tau^*] b$	$\mathbf{Q}_3(\mathbf{x}) \leftrightarrow \forall \mathbf{v} \mathbf{v} = \mathbf{x} + 1 \rightarrow \mathbf{Q}_2(\mathbf{v})$
\mathbf{Q}_4	$\langle \tau \rangle a$	$\mathbf{Q}_4(\mathbf{x}) \leftrightarrow \exists \mathbf{v} \mathbf{v} = \mathbf{x} + 1 \wedge \mathbf{Q}_a(\mathbf{v})$

Table 2: MSO Translation for non atomic subformulas of φ .

6 Using automata for implementing dynamic constraints

Our goal is to investigate alternative ways of implementing constraints imposed by dynamic formulas. To this end, we pursue three principled approaches:

- (\mathfrak{T}) Tseitin-style translation into regular logic programs,
- (\mathfrak{A}) ASP-based translation into alternating automata,
- (\mathfrak{M}) MONA-based translation into deterministic automata, using \mathfrak{M}_m and \mathfrak{M}_s for the Monadic Second Order Encoding and the Standard Translation, respectively.

These alternatives are presented in our systems' workflow ² from Figure 4. The common idea is to compute all fixed-length traces, or plans, of a dynamic problem expressed in plain ASP (in files `<ins>.lp` and `<enc>.lp`) that satisfy the dynamic constraints in `<dyncon>.lp`. All such constraints are of form `:- not φ .` which is the logic programming representation of the formula $\neg\neg\varphi$. Note that these constraints may give rise to even more instances after grounding. The choice of using plain ASP rather than temporal logic programs, as used in *telingo* [6, 10], is motivated by simplicity and the possibility of using existing ASP benchmarks.

For expressing dynamic formulas all three approaches rely on *clingo*'s theory reasoning framework that allows for customizing its input language with theory-specific language constructs that are defined by a theory grammar [8]. The part *telingo* uses for dynamic formulas is given in Listing 1.

²The source code can be found in <https://github.com/potassco/atlingo> v1.0.

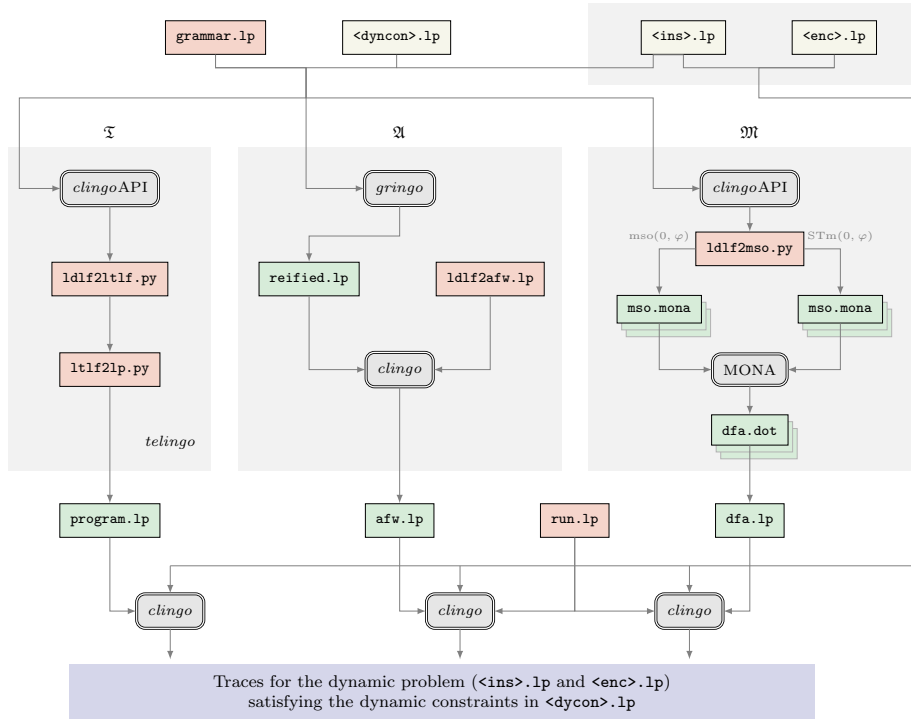


Figure 4: Workflows of our framework. Elements in yellow correspond to user input, green ones are automatically generated, and red ones are provided by the system to solve the problem.

```

1 #theory del {
2   formula_body {
3     & : 7,unary; ~ : 5,unary;
4     ? : 4,unary; * : 3,unary; + : 2,binary,left; ;; : 1,binary,left;
5     .>? : 0,binary,right; .>* : 0,binary,right
6   };
7   &del/0 : formula_body, body
8 }.

```

Listing 1: Theory specification for dynamic formulas (`grammar.lp`)

The grammar contains a single theory term definition for `formula_body`, which consists of terms formed from the theory operators in Line 3 to 5 along with basic *gringo* terms. More specifically, `&` serves as a prefix for logical constants, eg. `&true` and `&t` stand for \top and τ , while `~` stands for negation. The path operators `?`, `*`, `+`, `;;` are represented by `?`, `*`, `+`, `;;`, where `?` and `*` are used as prefixes, and the binary dynamic operators `<·>` and `[·]` by `.>?` and `.>*`, respectively (extending *telingo*'s syntax `>?` and `>*` for unary temporal operators \diamond and \square). Such theory terms can be used within the set associated with the (zero-ary) theory predicate `&del/0` defined in Line 7 (cf. [8]). Since we impose our dynamic constraints

through integrity constraints, we restrict the occurrence of corresponding atoms to rule bodies, as indicated by the keyword `body`. The representation of our running example $\langle\langle[\tau^*]b\rangle? ; \tau\rangle a$ as an integrity constraint is given in Listing 2.

```
:- not &del{ ? (* &t .>* b) ;; &t .>? a }.
```

Listing 2: Representation of ‘ $\leftarrow \neg\langle\langle[\tau^*]b\rangle? ; \tau\rangle a$ ’ from (1) (`delex.lp`)

Once such a dynamic formula is parsed by *gringo*, it is processed in a different way in each workflow. At the end, however, each workflow produces a logic program that is combined with the original dynamic problem in `<ins>.lp` and `<enc>.lp` and handed over to *clingo* to compute all traces of length `lambda` satisfying the dynamic formula(s) in `<dyncon>.lp`. We also explored a translation from the alternating automata generated in \mathfrak{A} into an NFA using both ASP and python. This workflow, however, did not show any interesting results, hence, due to space limitations it is omitted.

6.1 Tseitin-style translation into logic programs

The leftmost part of the workflow in Figure 4 relies on *telingo*’s infrastructure [6, 10]: Once grounded, a dynamic formula is first translated into a temporal formula (`ldlf2l1f.py`), which is then translated into a regular logic program (`l1f2lp.py`).³ These translations heavily rely on the introduction of auxiliary variables for subformulas, a technique due to Tseitin [22]. In this way, all integrity constraints in `<dyncon>.lp` get translated into the ground program `program.lp`. In the worst case, this program consists of `lambda` copies of the translated constraint. This approach is detailed in [10, 11].

6.2 ASP-based translation into alternating automata

The approach illustrated in the middle of Figure 4 follows the construction in Section 4. More precisely, it builds the AFW \mathfrak{A}_φ for each ground constraint $\neg\neg\varphi$ by taking advantage of Proposition 3. Notably, the approach is fully based on ASP and its meta-programming capabilities: It starts by reifying each $\neg\neg\varphi$ into a set of facts, yielding the single file `reified.lp`. These facts are then turned into one or more AFW \mathfrak{A}_φ through logic program `ldlf2afw.lp`. In fact, each \mathfrak{A}_φ is once more represented as a set of facts, gathered in file `afw.lp` in Figure 4. Finally, the encoding in `run.lp` makes sure that the trace produced by the encoding of the original dynamic problem is an accepted run of \mathfrak{A}_φ .

In what follows, we outline these three steps using our running example.

The dynamic constraint in Listing 2 is transformed into a set of facts via *gringo*’s reification option `--output=reify`. The facts provide a serialization of the constraint’s abstract syntax tree following the *aspif* format [8]. Among the 42 facts obtained from Listing 2, we give the ones representing subformula $[\tau^*]b$, or ‘`* &t .>* b`’, in Listing 3. *Gringo*’s reification format uses integers to identify substructures and to tie them together. For instance, the whole expression

³Filenames are of indicative nature only.

```

11 theory_string(5, "*").
12 theory_tuple(1).
13 theory_tuple(1,0,8).
14 theory_function(9,5,1).
15 theory_string(10, "b").
16 theory_string(4, ".>*").
17 theory_tuple(2).
18 theory_tuple(2,0,9).
19 theory_tuple(2,1,10).
20 theory_function(11,4,2).

```

Listing 3: Facts 11-20 obtained by a call akin to `gringo --output=reify grammar.lp delex.lp > reified.lp`

'* &t .>* b' is identified by 11 in Line 20. Its operator '.>*' is identified by 4 and both are mapped to each other in Line 16. The two arguments '* &t' and 'b' are indirectly represented by tuple 2 in Line 17-19 and identified by 9 and 10, respectively. While 'b' is directly associated with 10 in Line 15, '* &t' is further decomposed in Line 14 into operator '*' (cf. Line 11) and its argument '&t'. The latter is captured by tuple 1 but not further listed for brevity.

The reified representation of the dynamic constraint in Listing 2 is now used to build the AFW in Figure 1 in terms of the facts in Listing 4. As shown in

```

1 prop(10, "b").
2 prop(14, "a").
3 prop(16, "last").
4 state(0, dia(seq(test(box(str(stp), p(10))), stp), p(14))).
5 state(1, p(14)).
6 state(2, box(str(stp), p(10))).
7 initial_state(0).
8 delta(0,0). delta(0,0,out,16). delta(0,0,in,10).
9           delta(0,0,1). delta(0,0,2).
10 delta(1,0). delta(1,0,in,14).
11 delta(2,0). delta(2,0,out,16). delta(2,0,in,10).
12           delta(2,0,2).
13 delta(2,1). delta(2,1,in,16). delta(2,1,in,10).

```

Listing 4: Generated facts representing the AFW in Figure 1 (`afw.lp`)

Figure 4, the facts in `afw.lp` are obtained by applying *clingo* to `ldlf2afw.lp` and `reified.lp`, the facts generated in the first step.

An automaton \mathfrak{A}_φ is represented by the following predicates:

- `prop/2`, providing a symbol table mapping integer identifiers to atoms,

- `state/2`, providing states along with their associated dynamic formula; the initial state is distinguished by `initial_state/1`, and
- `delta/2,3,4`, providing the automaton's transitions.

The symbol table in Line 1 to 3 in Listing 4 is directly derived from the reified format. In addition, the special proposition `last` is associated with the first available identifier. The interpretations over `a`, `b`, `last` constitute the alphabet of the automaton at hand.

More efforts are needed for calculating the states of the automaton. Once all relevant symbols and operators are extracted from the reified format, they are used to build the closure $cl(\varphi)$ of φ in the input and to transform its elements into negation normal form. In the final representation of the automaton, we only keep reachable states and assign them a numerical identifier. The states in Line 4 to 5 correspond to the ones labeled q_φ , q_a and $q_{\square b}$ in Figure 1.

The transition function is represented by binary, ternary, and quaternary versions of predicate `delta`. The representation is centered upon the conjunctions in the set representation of the DNF of $\delta(q, X)$ (cf. Section 3). Each conjunction `C` represents a transition from state `Q` and is captured by `delta(Q,C)`. An atom of form `delta(Q,C,Q')` indicates that state `Q'` belongs to conjunction `C` and `delta(Q,C,T,A)` expresses the condition that either $A \in X$ or $A \notin X$ depending on whether `T` equals `in` or `out`, respectively. The binary version of `delta` is needed since there may be no instances of the ternary and quaternary ones.

The facts in Line 8 to 9 in Listing 4 capture the only transition from the initial state in Figure 1, viz. $\delta(q_\varphi, X) = \{\{q_{\square b}, q_a\}\}$. Both the initial state and the transition are identified by `0` in Line 8. Line 8 also gives the conditions $last \notin X$ and $b \in X$ needed to reach the successor states given in Line 9. Line 10 accounts for $\delta(q_a, X) = \{\emptyset\}$, reaching \top (ie., an empty set of successor states) from q_a provided $a \in X$. We encounter two possible transitions from state 2, or $q_{[\tau^*]b}$. Transition `0` in Line 11 to 12 represents the loop $\delta(q_{[\tau^*]b}, X) = \{\{q_{[\tau^*]b}\}\}$ for $last \notin X$ and $b \in X$, while transition `1` in Line 13 captures $\delta(q_{[\tau^*]b}, X) = \{\emptyset\}$ that allows us to reach \top whenever $\{last, b\} \subseteq X$.

Finally, the encoding in Listing 5 checks whether a trace is an accepted run of a given automaton. We describe traces using atoms of form `trace(A,T)`,

```

1 node(Q,0) :- initial_state(Q).

3 { select(C,Q,T): delta(Q,C) } = 1 :- node(Q,T), T<=lambda-1.

5 node(Q',T+1) :- select(C,Q,T), delta(Q,C,Q').

7 :- select(C,Q,T), delta(Q,C,in,A), not trace(A,T).
8 :- select(C,Q,T), delta(Q,C,out,A), trace(A,T).

```

Listing 5: Encoding defining the accepted runs of an automaton (`run.lp`).

stating that the atom identified by `A` is true in the trace at time step `T`. Although

such traces are usually provided by the encoding of the dynamic problem at hand, the accepted runs of an automaton can also be enumerated by adding a corresponding choice rule. In addition, the special purpose atom `last` is made true in the final state of the trace.

For verifying whether a trace of length `lambda` is accepted, we build the tree corresponding to a run of the AFW on the trace at hand. This tree is represented by atoms of form `node(S,T)`, indicating that state `S` exists at depth/time `T`⁴. The initial state is anchored as the root in Line 1. In turn, nodes get expanded by depth by selecting possible transitions in Line 3. The nodes are then put in place by following the transition of the selected conjunction in Line 5. Lines 7 and 8 verify the conditions for the selected transition.

6.3 MONA-based translation into deterministic automata

The rightmost part of the workflow in Figure 4 relies on our translations of dynamic formulas into MSOs in Section 5. We use the off-the-shelf tool MONA⁵ [9] to translate the resulting MSO formulas into DFAs. More precisely, we use *clingo*'s API to transform each dynamic constraint $\neg\neg\varphi$ in `<dyncon>.lp` either into MSO formula `mso(0,φ)` or `stm(0,φ)`. This results in a file `mso.mona` in MONA's syntax, which is then turned by MONA into a corresponding DFA in `dot` format. All these automata are then translated into facts and gathered in `dfa.lp` (Listing 6) in the same format as used for AFWs. The encoding in Listing 5 can be used to find accepted runs of DFAs by adding the following integrity constraint ensuring that runs end in a final state.

```
:- node(Q,lambda), not final_state(Q).
```

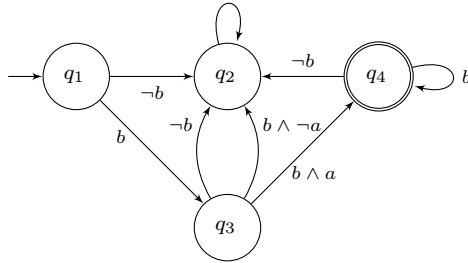


Figure 5: DFA automata computed by MONA for φ (1).

```

1 prop(0, "a").
2 prop(1, "b").
3 prop(2, "last").

```

⁴Note that we do not need to represent the edges between nodes as their depth is indicative enough for the acceptance. In the literature, runs of AFW are often represented using directed acyclic graphs instead of trees.

⁵<https://www.brics.dk/mona>

```

4 state(1, "q1").
5 state(2, "q2").
6 state(3, "q3").
7 state(4, "q4").
8 initial_state(1).
9 delta(1,0). delta(1,0,2). delta(1,0,out,1).
10 delta(1,1). delta(1,1,3). delta(1,1,in,1).
11 delta(2,0). delta(2,0,2).
12 delta(3,0). delta(3,0,2). delta(3,0,out,0).
13 delta(3,1). delta(3,1,2).
14         delta(3,1,in,0). delta(3,1,out,1).
15 delta(3,2). delta(3,2,4).
16         delta(3,2,in,0). delta(3,2,in,1).
17 delta(4,0). delta(4,0,2). delta(4,0,out,1).
18 delta(4,1). delta(4,1,4). delta(4,1,in,1).
19 final_state(4).

```

Listing 6: Facts representing the DFA in Figure 5 (dfa.lp)

7 Evaluation

For our experimental studies, we use benchmarks from the domain of robotic intra-logistics stemming from the *asprilo* framework [23]. As illustrated in Figure 6 and 7, we consider grids of size 7×7 with $n \in \{2, 3\}$ robots and $n * 2$ orders of single products, each located on a unique shelf. At each timestep, a robot can: (i) *move* in a direction (ii) *pickup* a shelf (iii) *putdown* a shelf or (iv) *wait*. Moreover, a robot will *deliver* an order if it waits at a picking station while carrying a shelf. The goal is to take each shelf to a picking station; in an optimal plan (wrt. trace length) each robot processes two orders.

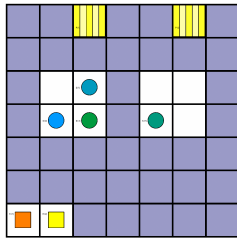


Figure 6: Asprilo visualization for two robots instance.

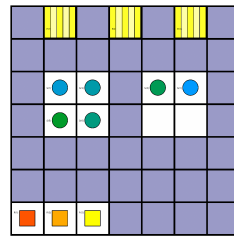


Figure 7: Asprilo visualization for three robots instance.

We consider three different dynamic constraints. The first one restricts plans such that if a robot picks up a shelf, then it must move or wait several times until the shelf is delivered. This is expressed by the dynamic formula φ_1 and

represented in Listing 7⁶, where $pickup_s$ and $deliver_s$ refer to a specific shelf.

$$\varphi_1 = [\tau^*][pickup_s?] \langle (\tau; (move? + wait?))^*; deliver_s? \rangle \top$$

The second one, φ_2 , represents a procedure where robots must repeat a sequence

```

1 :- not &del{
2     (* &t) .>*
3     ?pickup(robot(R),shelf(S)) .>*
4     *(&t ;; ?move(robot(R)) + ?waits(robot(R))) ;;
5     ?deliver(robot(R),shelf(S)) .>?
6     &true},
7     robot(R), shelf(S).

```

Listing 7: Dynamic constraint for formula φ_1 .

in which they move towards a shelf, pickup, move towards a picking station, deliver, move to the dropping place and putdown, and finish with waiting until the end of the trace; it is represented in Listing 8.

$$\varphi_2 = \langle (move^*; pickup^*; move^*; deliver; move^*; putdown)^*; wait^* \rangle \mathbf{F}$$

For our last constraint we use the dynamic formula φ_3 given in Listing 9. This

```

1 :- not &del{
2     *( *(&t ;; ?move(robot(R))) ;;
3       &t ;; ?pickup(robot(R)) ;;
4       *(&t ;; ?move(robot(R))) ;;
5       &t ;; ?deliver(robot(R));; ?waits(robot(R)) ;;
6       *(&t ;; ?move(robot(R));;
7         &t ;; ?putdown(robot(R))
8         ;; *(&t ;; ?waits(robot(R)))
9     .>? &t.>* &false }, robot(R).

```

Listing 8: Dynamic constraint for formula φ_2 .

corresponds to a procedure similar to φ_2 but which relies on a predefined pattern, restricting the direction of movements with $move_r$, $move_l$, $move_u$ and $move_d$ to refer to moving right, left, up and down, respectively. We use the path $\rho = (move_r^* + move_l^*)$ so that robots only move in one horizontal direction. Additionally, each iteration starts by waiting so that whenever a robot starts moving, it fulfills the delivery without intermediate waiting.

$$\varphi_3 = \langle (wait^*; \rho; move_u^*; pickup; \rho; move_u^*; deliver; \rho; move_d^*; putdown)^*; wait^* \rangle \mathbf{F}$$

We use these constraints to contrast their implementations by means of our workflows \mathfrak{A} , \mathfrak{T} , \mathfrak{M}_m and \mathfrak{M}_s with $\lambda \in \{25, \dots, 31\}$, while using the option of

⁶We start repetitions with τ as $\&t$, to cope with movements in *asprilo* starting at time point 1.

```

1 :- not &del{
2     *( &t ;; ?waits(robot(R)) ) ;;
3     ( *( &t ;; (?move(robot(R),RIGHT)) ) +
4         *( &t ;; (?move(robot(R),LEFT)) )
5     ) ;;
6     *( &t ;; ?move(robot(R),UP) ) ;;

8     &t ;; ?pickup(robot(R)) ;;

10    ( *( &t ;; (?move(robot(R),RIGHT)) ) +
11        *( &t ;; (?move(robot(R),LEFT)) )
12    ) ;;
13    *( &t ;; ?move(robot(R),UP) ) ;;

15    &t ;; ?deliver(robot(R));; ?waits(robot(R)) ;;

17    ( *( &t ;; (?move(robot(R),RIGHT)) ) +
18        *( &t ;; (?move(robot(R),LEFT)) )
19    ) ;;
20    *( &t ;; ?move(robot(R),DOWN) ) ;;

22    &t ;; ?putdown(robot(R))
23    ;; *( &t ;; ?waits(robot(R))
24    .>? &t.>* &false },
25    robot(R), up(UP), right(RIGHT), left(LEFT), down(DOWN).

```

Listing 9: Dynamic constraint for formula φ_3 .

having no constraint, namely NC, as a baseline. The presented results ran using *clingo* 5.4.0 on an Intel Xeon E5-2650v4 under Debian GNU/Linux 9, with a memory of 20 GB and a timeout of 20 min per instance. All times are presented in milliseconds and any time out is counted as 1 200 000 ms in our calculations.

We first compare the size of the automata in Table 3 in terms of the instances of predicates `state/2` and `delta/2`. We see that \mathfrak{A} generates an exponentially smaller automata, a known result from the literature [24]. More precisely, for φ_3 the number of transitions in \mathfrak{M}_s is 90 times larger than for \mathfrak{A} . Furthermore, for this constraint, \mathfrak{M}_m reached the limit of nodes for MONA’s BDD-based architecture, thus producing no result. This outcome is based on the fact that the MSO formulas computed by \mathfrak{M}_m are significantly larger than those of \mathfrak{M}_s .

Next, we give the preprocessing times obtained for the respective translations in Table 4. For the automata-based approaches \mathfrak{A} , \mathfrak{M}_m and \mathfrak{M}_s the translation is only performed once and reused in subsequent calls, whereas for \mathfrak{T} the translation is redone for each horizon. The best performing approach is \mathfrak{A} , for the subsequent calls the times were very similar with the exception of \mathfrak{T} . We see how for φ_2 the \mathfrak{M}_m translation takes considerably longer than for \mathfrak{M}_s .

The results of the final solving step in each workflow are summarized in Table 5, showing the geometric mean over all horizons for obtaining a first solution. First of all, we observe that the solving time is significantly lower when using dynamic constraints, no matter which approach is used. For φ_1

Table 3: Automata size for the 3 robots instance showing the number of appearances of each atom.

φ_i	predicate	\mathfrak{A}	\mathfrak{M}_m	\mathfrak{M}_s
φ_1	state/2	36	72	72
	delta/2	162	234	216
φ_2	state/2	24	51	51
	delta/2	60	390	471
φ_3	state/2	45	-	372
	delta/2	189	-	16 503

Table 4: Pre-processing time in milliseconds shown as t_1/t_2 were t_1 is the time for the first horizon and t_2 the average over subsequent calls.

φ_i	#r	\mathfrak{A}	\mathfrak{M}_m	\mathfrak{M}_s	\mathfrak{T}	NC
φ_1	2	1 194 /637	5 412/638	5 867/604	2 696/2 992	306/598
	3	1 991 /600	6 280/671	6 978/610	3 390/3 691	302/617
φ_2	2	2 182/579	33 091/661	4 966/598	2 107 /2 814	285/577
	3	1 632 /608	45 303/665	4 973/604	2 718/3 179	318/631
φ_3	2	2 533 /599	-	12 682/766	3 343/3 280	261/605
	3	3 112 /600	-	11,001/795	3,278/3,718	272/598

Table 5: Statistics computed by calculating the geometric mean of all horizons.

	φ_i	#r	\mathfrak{A}	\mathfrak{M}_m	\mathfrak{M}_s	\mathfrak{T}	NC	
clingo time	φ_1	2	3 374	2 788	2 975	3 033	21 823	
		3	23 173	27 866	27 505	23 748	249 737	
	φ_2	2	10 840	9 424	9 484	9 347	21 378	
		3	70 709	58 739	83 521	60 765	246 739	
	φ_3	2	31 986	-	606 914	16 145	21 548	
		3	67 287	-	657 633	48 190	247 718	
		3	274 851	-	2 743 736	264 847	241 752	
	rules	φ_1	2	89 282	97 396	97 404	96 793	77 832
			3	172 641	196 220	190 943	189 637	147 209
φ_2		2	84 180	122 003	126 634	90 178	77 832	
		3	157 525	214 454	229 063	166 391	147 209	
φ_3		2	94 653	-	4 413 056	102 687	77 832	
		3	173 210	-	3 360 382	185 155	147 209	
constraints	φ_1	2	146 999	146 323	146 306	140 801	132 370	
		3	275 747	274 419	274 382	260 675	241 752	
	φ_2	2	138 418	166 449	171 796	139 909	132 370	
		3	252 023	295 946	308 204	254 020	241 752	
	φ_3	2	153 179	-	3 341 017	147 123	132 370	

and φ_2 the difference is negligible, whereas for φ_3 , \mathfrak{A} is the fastest, followed by \mathfrak{B} , which is in turn twenty and ten times faster than \mathfrak{M}_s for 2 and 3 robots, respectively. Furthermore, \mathfrak{M}_s times out for φ_3 with $\lambda = 31$ and $\lambda \in \{30, 31\}$ for 2 and 3 robots, respectively. The size of the program before and after *clingo*'s preprocessing can be read off the number of ground rules and internal constraints, with \mathfrak{A} having the smallest size of all approaches. However, once the program is reduced the number of constraints shows a slight shift in favour of \mathfrak{A} .

8 Discussion

To the best of our knowledge, this work presents the first endeavor to represent dynamic constraints with automata in ASP. The equivalence between temporal formulas and automata has been widely used in satisfiability checking, model checking, learning and synthesis [24, 25, 16, 26, 27]. Furthermore, the field of planning has benefited from temporal reasoning to express goals and preferences using an underlying automaton [28, 29, 30]. There exists several systems that translate temporal formulas into automata: SPOT [31] and LTLf2DFA⁷ for linear temporal logic; *abstem* [32] and *stelp* [33] for temporal answer set programming. Nonetheless, there have only been a few attempts to use automata-like definitions in ASP for representing temporal and procedural knowledge inspired from GOLOG programs [34, 35].

We investigated different automata-based implementations of dynamic (integrity) constraints using *clingo*. Our first approach was based on alternating automata, implemented entirely in ASP through meta-programming. For our second approach, we employed the off-the-shelf automata construction tool MONA [9] to build deterministic automata. To this aim, we proposed two translations from dynamic logic into monadic second-order logic. These approaches were contrasted with the temporal ASP solver *telingo* which directly maps dynamic constraints to logic programs. We provided an empirical analysis demonstrating the impact of using dynamic constraints to select traces among the ones induced by an associated temporal logic program. Our study showed that the translation using solely ASP to compute an alternating automata yielded the smallest program in the shortest time. While this approach scaled well for more complex dynamic formulas, the MONA-based implementation performed poorly and could not handle one of our translations into second order formulas. The best overall performance was exhibited by *telingo* with the fundamental downside of having to redo the translation for each horizon.

Our future work aims to extend our framework to arbitrary dynamic formulas in DEL_f . Additionally, the automaton's independence of time stamps points to its potential to detect unsatisfiability and to guide an incremental solving process. Finally, we also intend to take advantage of *clingo*'s application programming interface to extend the model-ground-solve workflow of ASP with automata techniques.

⁷<https://github.com/whitemech/LTLf2DFA>

References

- [1] V. Lifschitz. Answer set planning. In D. de Schreye, editor, *Proceedings of the International Conference on Logic Programming (ICLP'99)*, pages 23–37. MIT Press, 1999.
- [2] A. Bosser, P. Cabalar, M. Diéguez, and T. Schaub. Introducing temporal stable models for linear dynamic logic. In M. Thielscher, F. Toni, and F. Wolter, editors, *Proceedings of the Sixteenth International Conference on Principles of Knowledge Representation and Reasoning (KR'18)*, pages 12–21. AAAI Press, 2018.
- [3] P. Cabalar, M. Diéguez, and T. Schaub. Towards dynamic answer set programming over finite traces. In Balduccini et al. [36], pages 148–162.
- [4] J. Hopcroft and J Ullman. *Introduction to Automata Theory, Languages, and Computation*. Addison-Wesley, 1979.
- [5] F. Aguado, P. Cabalar, M. Diéguez, G. Pérez, and C. Vidal. Temporal equilibrium logic: a survey. *Journal of Applied Non-Classical Logics*, 23(1-2):2–24, 2013.
- [6] P. Cabalar, R. Kaminski, T. Schaub, and A. Schuhmann. Temporal answer set programming on finite traces. *Theory and Practice of Logic Programming*, 18(3-4):406–420, 2018.
- [7] P. Cabalar, M. Diéguez, T. Schaub, and A. Schuhmann. Towards metric temporal answer set programming. *Theory and Practice of Logic Programming*, 20(5):783–798, 2020.
- [8] R. Kaminski, T. Schaub, and P. Wanko. A tutorial on hybrid answer set solving with clingo. In G. Ianni, D. Lembo, L. Bertossi, W. Faber, B. Glimm, G. Gottlob, and S. Staab, editors, *Proceedings of the Thirteenth International Summer School of the Reasoning Web*, volume 10370 of *Lecture Notes in Computer Science*, pages 167–203. Springer-Verlag, 2017.
- [9] J. Henriksen, J. Jensen, M. Jørgensen, N. Klarlund, R. Paige, T. Rauhe, and A. Sandholm. Mona: Monadic second-order logic in practice. volume 1019 of *Lecture Notes in Computer Science*, pages 89–110. Springer-Verlag, 1995.
- [10] P. Cabalar, R. Kaminski, P. Morkisch, and T. Schaub. telingo = ASP + time. In Balduccini et al. [36], pages 256–269.
- [11] P. Cabalar, M. Diéguez, F. Laferriere, and T. Schaub. Implementing dynamic answer set programming over finite traces. In G. De Giacomo, A. Catalá, B. Dilkina, M. Milano, S. Barro, A. Bugarín, and J. Lang, editors, *Proceedings of the Twenty-fourth European Conference on Artificial Intelligence (ECAI'20)*, volume 325 of *Frontiers in Artificial Intelligence and Applications*, pages 656–663. IOS Press, 2020.

- [12] D. Harel, J. Tiuryn, and D. Kozen. *Dynamic Logic*. MIT Press, 2000.
- [13] G. De Giacomo and M. Vardi. Linear temporal logic and linear dynamic logic on finite traces. In F. Rossi, editor, *Proceedings of the Twenty-third International Joint Conference on Artificial Intelligence (IJCAI'13)*, pages 854–860. IJCAI/AAAI Press, 2013.
- [14] D. Harel, D. Kozen, and J. Tiuryn. Dynamic logic. In D. Gabbay and F. Guenther, editors, *Handbook of Philosophical Logic*, volume 4, pages 99–107. Springer-Verlag, 2001.
- [15] A. Chandra, D. Kozen, and L. Stockmeyer. Alternation. *Journal of the ACM*, 28(1):114–133, 1981.
- [16] G. De Giacomo and M. Vardi. Synthesis for LTL and LDL on finite traces. In Q. Yang and M. Wooldridge, editors, *Proceedings of the Twenty-fourth International Joint Conference on Artificial Intelligence (IJCAI'15)*, pages 1558–1564. AAAI Press, 2015.
- [17] M. Fischer and R. Ladner. Propositional dynamic logic of regular programs. *Journal of Computer and System Sciences*, 18(2):194–211, 1979.
- [18] T. Wolfgang. Languages, automata, and logic. In Grzegorz Rozenberg and Arto Salomaa, editors, *Handbook of Formal Languages, Volume 3: Beyond Words*, pages 389–455. Springer, 1997.
- [19] J. Kamp. *Tense Logic and the Theory of Linear Order*. PhD thesis, University of California at Los Angeles, 1968.
- [20] H. Jürgen Ohlbach, A. Nonnengart, M. de Rijke, and M. Gabbay. Encoding two-valued nonclassical logics in classical logic. In John Alan Robinson and Andrei Voronkov, editors, *Handbook of Automated Reasoning (in 2 volumes)*, pages 1403–1486. Elsevier and MIT Press, 2001.
- [21] S. Zhu, G. Pu, and M. Vardi. First-order vs. second-order encodings for ltlf-to-automata translation. volume 11436 of *Lecture Notes in Computer Science*, pages 684–705. Springer-Verlag, 2019.
- [22] G. Tseitin. On the complexity of derivation in the propositional calculus. *Zapiski nauchnykh seminarov LOMI*, 8:234–259, 1968.
- [23] M. Gebser, P. Obermeier, T. Otto, T. Schaub, O. Sabuncu, V. Nguyen, and T. Son. Experimenting with robotic intra-logistics domains. *Theory and Practice of Logic Programming*, 18(3-4):502–519, 2018.
- [24] M. Vardi. An automata-theoretic approach to linear temporal logic. In F. Moller and G. Birtwistle, editors, *Logics for Concurrency: Structure versus Automata*, volume 1043 of *Lecture Notes in Computer Science*, pages 238–266. Springer-Verlag, 1995.

- [25] M. Vardi. Alternating automata: Unifying truth and validity checking for temporal logics. In W. McCune, editor, *Proceedings of the Fourteenth International Conference on Automated Deduction (CADE'97)*, volume 1249 of *Lecture Notes in Computer Science*, pages 191–206. Springer-Verlag, 1997.
- [26] K. Rozier and M. Vardi. Ltl satisfiability checking. In *International SPIN Workshop on Model Checking of Software*, pages 149–167. Springer-Verlag, 2007.
- [27] A. Camacho and S. McIlraith. Learning interpretable models expressed in linear temporal logic. In J. Benton, N. Lipovetzky, E. Onaindia, D. Smith, and S. Srivastava, editors, *Proceedings of the Twenty-ninth International Conference on Automated Planning and Scheduling (ICAPS'19)*, pages 621–630. AAAI Press, 2019.
- [28] J. Baier, C. Fritz, Me. Bienvenu, and S. McIlraith. Beyond classical planning: Procedural control knowledge and preferences in state-of-the-art planners. In D. Fox and C. Gomes, editors, *Proceedings of the Twenty-third National Conference on Artificial Intelligence (AAAI'08)*, pages 1509–1512. AAAI Press, 2008.
- [29] G. De Giacomo and S. Rubin. Automata-theoretic foundations of fond planning for LTLf and LDLf goals. In J. Lang, editor, *Proceedings of the Twenty-seventh International Joint Conference on Artificial Intelligence (IJCAI'18)*, pages 4729–4735. ijcai.org, 2018.
- [30] J. Baier and S. McIlraith. Planning with first-order temporally extended goals using heuristic search. In Y. Gil and R. Mooney, editors, *Proceedings of the Twenty-first National Conference on Artificial Intelligence (AAAI'06)*, pages 788–795. AAAI Press, 2006.
- [31] A. Duret-Lutz, A. Lewkowicz, A. Fauchille, T. Michaud, E. Renault, and L. Xu. Spot 2.0 - A framework for LTL and ω -automata manipulation. In C. Artho, A. Legay, and D. Peled, editors, *Proceedings of Fourteenth International Symposium on Automated Technology for Verification and Analysis (ATVA'16)*, volume 9938 of *Lecture Notes in Computer Science*, pages 122–129, 2016.
- [32] P. Cabalar and M. Diéguez. Strong equivalence of non-monotonic temporal theories. In C. Baral, G. De Giacomo, and T. Eiter, editors, *Proceedings of the Fourteenth International Conference on Principles of Knowledge Representation and Reasoning (KR'14)*. AAAI Press, 2014.
- [33] P. Cabalar and M. Diéguez. STELP — a tool for temporal answer set programming. In J. Delgrande and W. Faber, editors, *Proceedings of the Eleventh International Conference on Logic Programming and Nonmonotonic Reasoning (LPNMR'11)*, volume 6645 of *Lecture Notes in Artificial Intelligence*, pages 370–375. Springer-Verlag, 2011.

- [34] T. Son, C. Baral, T. Nam, and S. McIlraith. Domain-dependent knowledge in answer set planning. *ACM Transactions on Computational Logic*, 7(4):613–657, 2006.
- [35] M. Ryan. Efficiently implementing GOLOG with answer set programming. In C. Brodley and P. Stone, editors, *Proceedings of the Twenty-Eighth National Conference on Artificial Intelligence (AAAI'14)*, pages 2352–2357. AAAI Press, 2014.
- [36] M. Balduccini, Y. Lierler, and S. Woltran, editors. *Proceedings of the Fifteenth International Conference on Logic Programming and Nonmonotonic Reasoning (LPNMR'19)*, volume 11481 of *Lecture Notes in Artificial Intelligence*. Springer-Verlag, 2019.

A Proofs

Proof. Theorem 1

By double induction on φ and ρ .

- If $\varphi = p$, with p a propositional variable, $ST_m(\mathbf{x}, p) = \mathbf{P}(\mathbf{x})$. If $\mathbf{T}, k \models p$ then $p \in T_k$. By construction of v_2 , $k \in v_2(\mathbf{P})$ so $\mathbf{T}, v_1[\mathbf{x} := k], v_2 \models \mathbf{P}(\mathbf{x})$. Conversely, if $\mathbf{T}, v_1[\mathbf{x} := k], v_2 \models \mathbf{P}(\mathbf{x})$ then $v_1(\mathbf{x}) = k \in v_2(\mathbf{P})$. By the construction of v_2 , $p \in T_k$ so $\mathbf{T}, k \models p$.
- The cases \top and \perp are straightforward.
- Negation, disjunction, conjunction and implication are proved directly by using the induction hypothesis.
- If $\varphi = [\rho] \psi$, from left to right, assume by contradiction that $\mathbf{T}, k \models \varphi$ but $\mathbf{T}, v_1[\mathbf{x} := k], v_2 \not\models ST_m(\mathbf{x}, \varphi)$. This means that $\mathbf{T}, v_1[\mathbf{x} := k, \mathbf{y} := d], v_2 \models ST_p(\mathbf{xy}, \rho)$ and $\mathbf{T}, v_1[\mathbf{x} := k, \mathbf{y} := d], v_2 \not\models ST_m(\mathbf{y}, \psi)$ for some $0 \leq d < \lambda$. By induction hypothesis, $(k, d) \in \|\rho\|^{\mathbf{T}}$ and $\mathbf{T}, d \not\models \psi$: a contradiction. Conversely, assume that $\mathbf{T}, k \not\models [\rho] \psi$. This means that $(k, d) \in \|\rho\|^{\mathbf{T}}$ and $\mathbf{T}, d \not\models \psi$. By induction, $\mathbf{T}, v_1[\mathbf{x} := k, \mathbf{y} := d], v_2 \models ST_p(\mathbf{xy}, \rho)$ and $\mathbf{T}, v_1[\mathbf{x} := k, \mathbf{y} := d], v_2 \not\models ST_m(\mathbf{y}, \psi)$. Therefore, $\mathbf{T}, v_1[\mathbf{x} := k, \mathbf{y} := d], v_2 \not\models (ST_p(\mathbf{xy}, \rho) \rightarrow ST_m(\mathbf{y}, \psi))$ so, $\mathbf{T}, v_1[\mathbf{x} := k], v_2 \not\models \forall \mathbf{y} (ST_p(\mathbf{xy}, \rho) \rightarrow ST_m(\mathbf{y}, \psi))$: a contradiction.
- If $\varphi = \langle \rho \rangle \psi$ then, from left to right, if $\mathbf{T}, k \models \langle \rho \rangle \varphi$, there exists $0 \leq d < \lambda$ such that $(k, d) \in \|\rho\|^{\mathbf{T}}$ and $\mathbf{T}, d \models \psi$. By induction, $\mathbf{T}, v_1[\mathbf{x} := k, \mathbf{y} := d], v_2 \models ST_p(\mathbf{xy}, \rho)$ and $\mathbf{T}, v_1[\mathbf{y} := d], v_2 \models ST_m(\mathbf{y}, \psi)$. Therefore, $\mathbf{T}, v_1[\mathbf{x} := k], v_2 \models \exists \mathbf{y} (ST_p(\mathbf{xy}, \rho) \wedge ST_m(\mathbf{y}, \psi))$. Conversely, if $\mathbf{T}, v_1[\mathbf{x} := k], v_2 \models ST_m(\mathbf{x}, \varphi)$, then $\mathbf{T}, v_1[\mathbf{x} := k, \mathbf{y} := d], v_2 \models ST_p(\mathbf{xy}, \rho)$ and $\mathbf{T}, v_1[\mathbf{x} := k, \mathbf{y} := d], v_2 \models ST_m(\mathbf{y}, \psi)$. By induction $(k, d) \in \|\rho\|^{\mathbf{T}}$ and $\mathbf{T}, d \models \psi$. Therefore, $\mathbf{T}, k \models \langle \rho \rangle \psi$.

Let us consider now the case of path formulas.

- If $\rho = \tau$, from left to right, if $(k, d) \in \|\tau\|^{\mathbf{T}}$ then $d = k + 1$. By construction, $\mathbf{T}, v_1[\mathbf{x} := k, \mathbf{y} := d], v_2 \models \mathbf{y} = \mathbf{x} + 1$. Conversely, if $\mathbf{T}, v_1[\mathbf{x} := k, \mathbf{y} := d], v_2 \models \mathbf{y} = \mathbf{x} + 1$ then $d = k + 1$ holds. Consequently, $(k, d) \in \|\tau\|^{\mathbf{T}}$.
- If $\rho = \psi?$ then $ST_p(\mathbf{xy}, \rho) = (\mathbf{x} = \mathbf{y}) \wedge ST_m(\mathbf{y}, \psi)$. It holds that $(k, d) \in \|\rho\|^{\mathbf{T}}$ iff $k = d$ and $\mathbf{T}, d \models \psi$ iff $k = d$ and $\mathbf{T}, v_1[\mathbf{x} := k, \mathbf{y} := d], v_2 \models ST_m(\mathbf{y}, \psi)$ (by induction) iff $\mathbf{T}, v_1[\mathbf{x} := k, \mathbf{y} := d] \models ST_p(\mathbf{xy}, \rho)$.
- If $\rho = \rho_1 + \rho_2$ then $ST_p(\mathbf{xy}, \rho) = ST_p(\mathbf{xy}, \rho_1) \vee ST_p(\mathbf{xy}, \rho_2)$. It holds that $(k, d) \in \|\rho_1 + \rho_2\|^{\mathbf{T}}$ iff either $(k, d) \in \|\rho_1\|^{\mathbf{T}}$ or $(k, d) \in \|\rho_2\|^{\mathbf{T}}$ iff $\mathbf{T}, v_1[\mathbf{x} := k, \mathbf{y} := d], v_2 \models ST_p(\mathbf{xy}, \rho_1)$ or $\mathbf{T}, v_1[\mathbf{x} := k, \mathbf{y} := d], v_2 \models ST_p(\mathbf{xy}, \rho_2)$ (by induction) iff $\mathbf{T}, v_1[\mathbf{x} := k, \mathbf{y} := d], v_2 \models ST_p(\mathbf{xy}, \rho)$.

- If $\rho = \rho_1; \rho_2$ then $ST_p(\mathbf{xy}, \rho) = \exists \mathbf{u}(ST_p(\mathbf{xu}, \rho_1) \wedge ST_p(\mathbf{uy}, \rho_2))$. It holds that $(k, d) \in \|\rho_1; \rho_2\|^{\mathbf{T}}$ iff there exists d' such that $(w, d') \in \|\rho_1\|^{\mathbf{T}}$ and $(d', v) \in \|\rho_2\|^{\mathbf{T}}$ iff $\mathbf{T}, v_1[\mathbf{x} := k, \mathbf{u} := d'], v_2 \models ST_p(\mathbf{xu}, \rho_1)$ and $\mathbf{T}, v_1[\mathbf{u} := d', \mathbf{y} := d], v_2 \models ST_p(\mathbf{uy}, \rho_2)$ (by induction) iff $\mathbf{T}, v_1[\mathbf{x} := k, \mathbf{y} := d] \models ST_p(\mathbf{xy}, \rho)$.
- If $\rho = \rho^*$ then, from left to right, we will prove that for all $n \geq 0$ and for all $(k, d) \in \mathbb{N} \times \mathbb{N}$ if $(k, d) \in \|\rho^n\|^{\mathbf{T}}$ then $\mathbf{T}, v_1[\mathbf{x} := k, \mathbf{y} := d], v_2 \models ST_p(\mathbf{xy}, \rho^*)$ by induction on n

– If $n = 0$ then $k = d$. Let $v'_2 = v_2[\mathbf{X} := \{k\}]$. Clearly, $\mathbf{T}, v_1[\mathbf{x} := k, \mathbf{y} := d], v'_2 \models \mathbf{X}(\mathbf{x})$ and $\mathbf{T}, v_1[\mathbf{x} := k, \mathbf{y} := d], v'_2 \models \mathbf{bound}(\mathbf{X}, \mathbf{x}, \mathbf{x})$ and $\mathbf{T}, v_1[\mathbf{x} := k, \mathbf{y} := d], v'_2 \models \mathbf{regular}(\mathbf{X})$ since $\mathbf{T}, v_1[\mathbf{x} := k, \mathbf{y} := d], v'_2 \not\models \mathbf{succ}(\mathbf{x}, \mathbf{x})$. Thanks to the second-order semantics we conclude $\mathbf{T}, v_1[\mathbf{x} := k, \mathbf{y} := d], v_2 \models ST_p(\mathbf{xy}, \rho^*)$.

– Assume that the claim holds for all $n \geq 0$ and let us prove it for $n+1$. If $(k, d) \in \|\rho^{n+1}\|^{\mathbf{T}}$ then, by definition, $(k, u) \in \|\rho\|^{\mathbf{T}}$ and $(u, d) \in \|\rho^n\|^{\mathbf{T}}$ for some $0 \leq u < \lambda$. By Proposition 1, $0 \leq k \leq u \leq d < \lambda$. By induction on ρ we get $\mathbf{T}, v_1[\mathbf{x} := k, \mathbf{y} := u], v_2 \models ST_p(\mathbf{xy}, \rho)$. By induction on n we get $\mathbf{T}, v_1[\mathbf{x} := u, \mathbf{y} := d], v_2 \models ST_p(\mathbf{xy}, \rho^*)$. From the previous result it follows $\mathbf{T}, v_1[\mathbf{x} := u, \mathbf{y} := d], v'_2 \models \mathbf{X}(\mathbf{x}) \wedge \mathbf{X}(\mathbf{y}) \wedge \mathbf{bound}(\mathbf{X}, \mathbf{x}, \mathbf{y}) \wedge \mathbf{regular}(\mathbf{X})$, where v'_2 is an extension of v_2 for which $v'_2(\mathbf{X})$ is defined.

Let v''_2 be an extension of v_2 such that $v''_2(\mathbf{X}) \stackrel{def}{=} v'_2(\mathbf{X}) \cup \{k\}$ and $v''_2 = v_2$ for the rest of second-order variables. Notice that $\mathbf{T}, v_1[\mathbf{x} := k, \mathbf{y} := d], v''_2 \models \mathbf{X}(\mathbf{x})$ and $\mathbf{T}, v_1[\mathbf{x} := k, \mathbf{y} := d], v''_2 \models \mathbf{X}(\mathbf{y})$. From $k \leq u$ and the definition of $v''_2(\mathbf{X})$, we get that $\mathbf{T}, v_1[\mathbf{x} := k, \mathbf{y} := d], v''_2 \models \mathbf{bound}(\mathbf{X}, \mathbf{x}, \mathbf{y})$. To prove that $\mathbf{T}, v_1[\mathbf{x} := k, \mathbf{y} := d], v''_2 \models \mathbf{regular}(\mathbf{X})$, let us take $d_1, d_2 \in v''_2(\mathbf{X})$. We consider three cases:

- * If $d_1, d_2 \in v'_2(\mathbf{X})$ we use the fact that $\mathbf{T}, v_1[\mathbf{x} := u, \mathbf{y} := d], v'_2 \models \mathbf{regular}(\mathbf{X})$ to conclude that $\mathbf{T}, v_1[\mathbf{x} := u, \mathbf{y} := d, \mathbf{a} := d_1, \mathbf{b} := d_2], v''_2 \models (\mathbf{succ}(\mathbf{a}, \mathbf{b}) \wedge \mathbf{X}(\mathbf{a}) \wedge \mathbf{X}(\mathbf{b})) \rightarrow ST_p(\mathbf{ab}, \rho)$
- * $d_1 = d_2 = k$ then $\mathbf{T}, v_1[\mathbf{x} := u, \mathbf{y} := d, \mathbf{a} := d_1, \mathbf{b} := d_2], v''_2 \models (\mathbf{succ}(\mathbf{a}, \mathbf{b}) \wedge \mathbf{X}(\mathbf{a}) \wedge \mathbf{X}(\mathbf{b})) \rightarrow ST_p(\mathbf{ab}, \rho)$ since $\mathbf{T}, v_1[\mathbf{x} := u, \mathbf{y} := d, \mathbf{a} := d_1, \mathbf{b} := d_2], v''_2 \not\models (\mathbf{succ}(\mathbf{a}, \mathbf{b}))$.
- * $d_1 = k$ and $d_2 \neq w$. Necessarily, $d_1 = u$. In this case, $\mathbf{T}, v_1[\mathbf{x} := u, \mathbf{y} := d, \mathbf{a} := d_1, \mathbf{b} := d_2], v''_2 \models (\mathbf{succ}(\mathbf{a}, \mathbf{b}) \wedge \mathbf{X}(\mathbf{a}) \wedge \mathbf{X}(\mathbf{b})) \rightarrow ST_p(\mathbf{ab}, \rho)$ because $\mathbf{T}, v_1[\mathbf{x} := u, \mathbf{y} := d, \mathbf{a} := d_1, \mathbf{b} := d_2], v''_2 \models ST_p(\mathbf{ab}, \rho)$.

Thus, we conclude $\mathbf{T}, v_1[\mathbf{x} := k, \mathbf{y} := d], v''_2 \models \mathbf{regular}(\mathbf{X})$.

for the converse direction, if $\mathbf{T}, v_1[\mathbf{x} := k, \mathbf{y} := d], v_2 \models ST_p(\mathbf{xy}, \rho^*)$ then there exists an assignment v'_2 that extends v_2 with an assignment for the second-order variable \mathbf{X} . By definition, it holds that

1. $\mathbf{T}, v_1[\mathbf{x} := k, \mathbf{y} := d], v'_2 \models \mathbf{X}(\mathbf{x})$

2. $\mathbf{T}, v_1[\mathbf{x} := k, \mathbf{y} := d], v'_2 \models \mathbf{X}(\mathbf{y})$
3. $\mathbf{T}, v_1[\mathbf{x} := k, \mathbf{y} := d], v'_2 \models \text{bound}(\mathbf{X}, \mathbf{x}, \mathbf{y})$
4. $\mathbf{T}, v_1[\mathbf{x} := k, \mathbf{y} := d], v'_2 \models \text{regular}(\mathbf{X})$

From all those items we get that there exists u_0, u_1, \dots, u_n in $v_2(\mathbf{X})$ such that $u_0 = k$, $u_n = d$ and for all $0 \leq i < n$, $(u_i, u_{i+1}) \in \|\rho\|^{\mathbf{T}}$. By using the definition of $\|\rho^*\|^{\mathbf{T}}$, we conclude that $(k, d) \in \|\rho^*\|^{\mathbf{T}}$. □

Proof. Theorem 2

If φ is propositional atom p then $\text{mso}(\mathbf{t}, p) = P(\mathbf{t})$. It is true that $\mathbf{T}, k \models \varphi$ iff $\mathbf{T}, v_1[\mathbf{t} := k], v_2 \models \text{mso}(\mathbf{t}, p)$. If φ is a nonatomic formula, we prove this theorem in two directions.

Suppose first that $\mathbf{T}, k \models \varphi$. Let v'_2 be a second-order assignment such that $v'_2(\mathbf{Q}_{\theta_i}) = \{\{x \mid \mathbf{T}, x \models \theta_i\}\}$ for each $\theta_i \in \text{cl}(\varphi)$ and $v'_2(\mathbf{P}) = v_2(\mathbf{P})$ otherwise. By assumption, $\mathbf{T}, v_1[\mathbf{t} := k], v'_2 \models \mathbf{Q}_{\varphi}(\mathbf{t})$. It remains to prove that $\mathbf{T}, v_1[\mathbf{t} := k], v'_2 \models \forall \mathbf{x}. t(\theta_i, \mathbf{x})$ for each nonatomic subformula $\theta_i \in \text{cl}(\varphi)$, which we prove by induction over θ_i

- If $\theta_i = \neg\theta_j$, then $t(\theta_i, \mathbf{x}) = (\mathbf{Q}_{\theta_i}(\mathbf{x}) \leftrightarrow \neg\mathbf{Q}_{\theta_j}(\mathbf{x}))$. This holds, since $v'_2(\mathbf{Q}_{\neg\theta_j}) = \{x \mid \mathbf{T}, x \not\models \theta_j\}$ and $v'_2(\mathbf{Q}_{\theta_j}) = \{x \mid \mathbf{T}, x \models \theta_j\}$.
- If $\theta_i = \theta_j \wedge \theta_k$, then $t(\theta_i, \mathbf{x}) = (\mathbf{Q}_{\theta_i}(\mathbf{x}) \leftrightarrow (\mathbf{Q}_{\theta_j}(\mathbf{x}) \wedge \mathbf{Q}_{\theta_k}(\mathbf{x})))$. This holds since $v'_2(\mathbf{Q}_{\theta_j \wedge \theta_k}) = \{x \mid \mathbf{T}, x \models \theta_j \text{ and } \mathbf{T}, x \models \theta_k\}$, $v'_2(\mathbf{Q}_{\theta_j}) = \{x \mid \mathbf{T}, x \models \theta_j\}$ and $v'_2(\mathbf{Q}_{\theta_k}) = \{x \mid \mathbf{T}, x \models \theta_k\}$.
- If $\theta_i = \theta_j \vee \theta_k$, then $t(\theta_i, \mathbf{x}) = (\mathbf{Q}_{\theta_i}(\mathbf{x}) \leftrightarrow (\mathbf{Q}_{\theta_j}(\mathbf{x}) \vee \mathbf{Q}_{\theta_k}(\mathbf{x})))$. This holds since $v'_2(\mathbf{Q}_{\theta_j \vee \theta_k}) = \{x \mid \mathbf{T}, x \models \theta_j \text{ or } \mathbf{T}, x \models \theta_k\}$, $v'_2(\mathbf{Q}_{\theta_j}) = \{x \mid \mathbf{T}, x \models \theta_j\}$ and $v'_2(\mathbf{Q}_{\theta_k}) = \{x \mid \mathbf{T}, x \models \theta_k\}$.
- If $\theta_i = \theta_j \rightarrow \theta_k$, then $t(\theta_i, \mathbf{x}) = (\mathbf{Q}_{\theta_i}(\mathbf{x}) \leftrightarrow (\mathbf{Q}_{\theta_j}(\mathbf{x}) \rightarrow \mathbf{Q}_{\theta_k}(\mathbf{x})))$. This holds since $v'_2(\mathbf{Q}_{\theta_j \rightarrow \theta_k}) = \{x \mid \mathbf{T}, x \not\models \theta_j \text{ or } \mathbf{T}, x \models \theta_k\}$, $v'_2(\mathbf{Q}_{\theta_j}) = \{x \mid \mathbf{T}, x \models \theta_j\}$ and $v'_2(\mathbf{Q}_{\theta_k}) = \{x \mid \mathbf{T}, x \models \theta_k\}$.
- If $\theta_i = [\theta_j?] \theta_k$ we proceed as in the case of implication.
- If $\theta_i = \langle \theta_j? \rangle \theta_k$ we proceed as in the case of conjunction.
- If $\theta_i = [\tau] \theta_j$, then $t(\theta_i, \mathbf{x}) = \mathbf{Q}_{\theta_i}(\mathbf{x}) \leftrightarrow (\forall \mathbf{y} (\mathbf{y} = \mathbf{x} + 1) \rightarrow \mathbf{Q}_{\theta_j}(\mathbf{y}))$. This holds since

$$\begin{aligned}
v'_2(\mathbf{Q}_{\theta_i}) &= \{x \mid \mathbf{T}, x \models [\tau] \theta_k\} \\
&= \{x \mid \text{for all } (x, y) \text{ if } (x, y) \in \|\tau\|^{\mathbf{T}} \text{ then } \mathbf{T}, y \models \theta_j\} \\
&= \{x \mid \text{for all } y, \text{ if } y = x + 1 \text{ then } \mathbf{T}, y \models \theta_j\}.
\end{aligned}$$

and $v'_2(\mathbf{Q}_{\theta_j}) = \{x \mid \mathbf{T}, x \models \theta_j\}$.

- If $\Theta_i = \langle \tau \rangle \Theta_j$, then $t(\Theta_i, \mathbf{x}) = \mathbf{Q}_{\Theta_i}(\mathbf{x}) \leftrightarrow (\exists \mathbf{y} (\mathbf{y} = \mathbf{x} + 1) \rightarrow \mathbf{Q}_{\Theta_j}(\mathbf{y}))$. This holds because

$$\begin{aligned} v'_2(\mathbf{Q}_{\Theta_i}) &= \{x \mid \mathbf{T}, x \models \langle \tau \rangle \Theta_j\} \\ &= \{x \mid \text{there exists } (x, y) \in \|\tau\|^{\mathbf{T}} \text{ such that } \mathbf{T}, y \models \Theta_j\} \\ &= \{x \mid \text{there exists } y = x + 1 \text{ such that } \mathbf{T}, y \models \Theta_j\} \end{aligned}$$

and $v'_2(\mathbf{Q}_{\Theta_j}) = \{x \mid \mathbf{T}, x \models \Theta_j\}$.

- If $\Theta_i = [\rho_1; \rho_2] \Theta_j$, then $t(\Theta_i, \mathbf{x}) = \mathbf{Q}_{\Theta_i}(\mathbf{x}) \leftrightarrow (\mathbf{Q}_{[\rho_1][\rho_2]} \Theta_j(\mathbf{x}))$. This holds because $v'_2(\mathbf{Q}_{\Theta_i}) = \{x \mid \mathbf{T}, x \models [\rho_1; \rho_2] \Theta_j\} = \{x \mid \mathbf{T}, x \models [\rho_1][\rho_2] \Theta_j\}$ by Proposition 2 (item 3) and $v'_2(\mathbf{Q}_{[\rho_1][\rho_2]} \Theta_j) = \{x \mid \mathbf{T}, x \models [\rho_1][\rho_2] \Theta_j\}$.
- If $\Theta_i = \langle \rho_1; \rho_2 \rangle \Theta_j$, then $t(\Theta_i, \mathbf{x}) = \mathbf{Q}_{\Theta_i}(\mathbf{x}) \leftrightarrow (\mathbf{Q}_{\langle \rho_1 \rangle \langle \rho_2 \rangle} \Theta_j(\mathbf{x}))$. This holds because $v'_2(\mathbf{Q}_{\Theta_i}) = \{x \mid \mathbf{T}, x \models \langle \rho_1; \rho_2 \rangle \Theta_j\} = \{x \mid \mathbf{T}, x \models \langle \rho_1 \rangle \langle \rho_2 \rangle \Theta_j\}$ thanks to Proposition 2 (item 4) and $v'_2(\mathbf{Q}_{\langle \rho_1 \rangle \langle \rho_2 \rangle} \Theta_j) = \{x \mid \mathbf{T}, x \models \langle \rho_1 \rangle \langle \rho_2 \rangle \Theta_j\}$.
- If $\Theta_i = [\rho_1 + \rho_2] \Theta_j$, then $t(\Theta_i, \mathbf{x}) = \mathbf{Q}_{\Theta_i}(\mathbf{x}) \leftrightarrow (\mathbf{Q}_{[\rho_1] \Theta_j}(\mathbf{x}) \wedge \mathbf{Q}_{[\rho_2] \Theta_j}(\mathbf{x}))$. This holds because $v'_2(\mathbf{Q}_{\Theta_i}) = \{x \mid \mathbf{T}, x \models [\rho_1 + \rho_2] \Theta_j\} = \{x \mid \mathbf{T}, x \models [\rho_1] \Theta_j \wedge [\rho_2] \Theta_j\}$ by Proposition 2 (item 1), $v'_2(\mathbf{Q}_{[\rho_1] \Theta_j}) = \{x \mid \mathbf{T}, x \models [\rho_1] \Theta_j\}$ and $v'_2(\mathbf{Q}_{[\rho_2] \Theta_j}) = \{x \mid \mathbf{T}, x \models [\rho_2] \Theta_j\}$.
- If $\Theta_i = \langle \rho_1 + \rho_2 \rangle \Theta_j$, then $t(\Theta_i, \mathbf{x}) = \mathbf{Q}_{\Theta_i}(\mathbf{x}) \leftrightarrow (\mathbf{Q}_{\langle \rho_1 \rangle \Theta_j}(\mathbf{x}) \vee \mathbf{Q}_{\langle \rho_2 \rangle \Theta_j}(\mathbf{x}))$. This holds because $v'_2(\mathbf{Q}_{\Theta_i}) = \{x \mid \mathbf{T}, x \models \langle \rho_1 + \rho_2 \rangle \Theta_j\} = \{x \mid \mathbf{T}, x \models \langle \rho_1 \rangle \Theta_j \vee \langle \rho_2 \rangle \Theta_j\}$ by Proposition 2 (item 2), $v'_2(\mathbf{Q}_{\langle \rho_1 \rangle \Theta_j}) = \{x \mid \mathbf{T}, x \models \langle \rho_1 \rangle \Theta_j\}$ and $v'_2(\mathbf{Q}_{\langle \rho_2 \rangle \Theta_j}) = \{x \mid \mathbf{T}, x \models \langle \rho_2 \rangle \Theta_j\}$.
- If $\Theta_i = [\rho^*] \Theta_j$, then $t(\Theta_i, \mathbf{x}) = \mathbf{Q}_{\Theta_i}(\mathbf{x}) \leftrightarrow (\mathbf{Q}_{\Theta_j}(\mathbf{x}) \wedge \mathbf{Q}_{[\rho][\rho^*]} \Theta_j(\mathbf{x}))$. This holds since $v'_2(\mathbf{Q}_{\Theta_i}) = \{x \mid \mathbf{T}, x \models [\rho^*] \Theta_j\} = \{x \mid \mathbf{T}, x \models \Theta_j \wedge [\rho][\rho^*] \Theta_j\}$ by Proposition 2 (item 5), $v'_2(\mathbf{Q}_{\Theta_j}) = \{x \mid \mathbf{T}, x \models \Theta_j\}$ and $v'_2(\mathbf{Q}_{[\rho][\rho^*]} \Theta_j) = \{x \mid \mathbf{T}, x \models [\rho][\rho^*] \Theta_j\}$.
- If $\Theta_i = \langle \rho^* \rangle \Theta_j$, then $t(\Theta_i, \mathbf{x}) = \mathbf{Q}_{\Theta_i}(\mathbf{x}) \leftrightarrow (\mathbf{Q}_{\Theta_j}(\mathbf{x}) \vee \mathbf{Q}_{\langle \rho \rangle \langle \rho^* \rangle} \Theta_j(\mathbf{x}))$. This holds since $v'_2(\mathbf{Q}_{\Theta_i}) = \{x \mid \mathbf{T}, x \models \langle \rho^* \rangle \Theta_j\} = \{x \mid \mathbf{T}, x \models \Theta_j \vee \langle \rho \rangle \langle \rho^* \rangle \Theta_j\}$ by Proposition 2 (item 6), $v'_2(\mathbf{Q}_{\Theta_j}) = \{x \mid \mathbf{T}, x \models \Theta_j\}$ and $v'_2(\mathbf{Q}_{\langle \rho \rangle \langle \rho^* \rangle} \Theta_j) = \{x \mid \mathbf{T}, x \models \langle \rho \rangle \langle \rho^* \rangle \Theta_j\}$.

Assume now that $\mathbf{T}, v_1[\mathbf{t} := k], v_2 \models \text{mso}(\mathbf{t}, \varphi)$. This means that there is an assignment v'_2 that extends v_2 by defining $v'_2(\mathbf{Q}_{\theta_i})$ for each predicate \mathbf{Q}_{θ_i} with θ_i being a non-atomic formula in $cl(\varphi)$ and satisfying $\mathbf{T}, v_1[\mathbf{t} := k], v'_2 \models \mathbf{Q}_{\varphi}(\mathbf{t}) \wedge (\forall \mathbf{x} (\wedge_{i=0}^m t(\theta_i, \mathbf{x}))$. We now prove by induction on φ that if $\mathbf{T}, v_1[\mathbf{t} := k, \mathbf{x} := d], v'_2 \models \mathbf{Q}_{\varphi}(\mathbf{x})$ then $\mathbf{T}, d \models \varphi$ for all $0 \leq d < \lambda$ so $\mathbf{T}, v_1[\mathbf{t} := k, \mathbf{x} := k], v'_2 \models \mathbf{Q}_{\varphi}(\mathbf{x})$ indicates that $\mathbf{T}, k \models \varphi$.

- If $\varphi = \neg \Theta_j$, then $t(\varphi, \mathbf{x}) = (\mathbf{Q}_{\varphi}(\mathbf{x}) \leftrightarrow \neg \mathbf{Q}_{\Theta_j}(\mathbf{x}))$. Since $\mathbf{T}, v_1[\mathbf{t} := k, \mathbf{x} := d], v'_2 \models t(\varphi, \mathbf{x})$ for all $0 \leq d < \lambda$, it holds that $d \in v'_2(\mathbf{Q}_{\varphi})$ iff $d \notin v'_2(\mathbf{Q}_{\Theta_j})$. By induction we get $\mathbf{T}, d \not\models \Theta_j$. Thus, $\mathbf{T}, d \models \varphi$.

- If $\varphi = \Theta_j \wedge \Theta_k$ then $t(\varphi, \mathbf{x}) = (\mathbf{Q}_\varphi(\mathbf{x}) \leftrightarrow \mathbf{Q}_{\Theta_j}(\mathbf{x}) \wedge \mathbf{Q}_{\Theta_k}(\mathbf{x}))$. Since $\mathbf{T}, v_1[\mathbf{t} := k, \mathbf{x} := d], v'_2 \models t(\varphi, \mathbf{x})$ for all $0 \leq d < \lambda$, it follows that $d \in v'_2(\mathbf{Q}_\varphi)$ iff $d \in v'_2(\mathbf{Q}_{\Theta_k}) \cap v'_2(\mathbf{Q}_{\Theta_j})$. By induction $\mathbf{T}, d \models \Theta_j$ and $\mathbf{T}, d \models \Theta_k$.
- If $\varphi = \Theta_j \vee \Theta_k$ then $t(\varphi, \mathbf{x}) = (\mathbf{Q}_\varphi(\mathbf{x}) \leftrightarrow \mathbf{Q}_{\Theta_j}(\mathbf{x}) \vee \mathbf{Q}_{\Theta_k}(\mathbf{x}))$. Since $\mathbf{T}, v_1[\mathbf{t} := k, \mathbf{x} := d], v'_2 \models t(\varphi, \mathbf{x})$ for all $0 \leq d < \lambda$, it follows that $d \in v'_2(\mathbf{Q}_\varphi)$ iff $d \in v'_2(\mathbf{Q}_{\Theta_k}) \cup v'_2(\mathbf{Q}_{\Theta_j})$. By induction $\mathbf{T}, d \models \Theta_j$ or $\mathbf{T}, d \models \Theta_k$.
- If $\varphi = \Theta_j \rightarrow \Theta_k$ then $t(\varphi, \mathbf{x}) = (\mathbf{Q}_\varphi(\mathbf{x}) \leftrightarrow (\mathbf{Q}_{\Theta_j}(\mathbf{x}) \rightarrow \mathbf{Q}_{\Theta_k}(\mathbf{x})))$. Since $\mathbf{T}, v_1[\mathbf{t} := k, \mathbf{x} := d], v'_2 \models t(\varphi, \mathbf{x})$ for all $0 \leq d < \lambda$, it follows that $v_1(\mathbf{x}) \in v'_2(\mathbf{Q}_\varphi)$ iff $d \in v_2(\mathbf{Q}_{\Theta_k}) \cup v'_2(\mathbf{Q}_{\Theta_j})$. By induction $\mathbf{T}, d \not\models \Theta_j$ and $\mathbf{T}, d \models \Theta_k$ meaning that $\mathbf{T}, d \models \Theta_j \rightarrow \Theta_k$.
- If $\varphi = [\Theta_k?] \Theta_j$ we proceed as for implication.
- If $\varphi = \langle \Theta_k? \rangle \Theta_j$ we proceed as for conjunction.
- If $\varphi = [\tau] \Theta_j$ then $t(\varphi, \mathbf{x}) = (\mathbf{Q}_\varphi(\mathbf{x}) \leftrightarrow (\forall \mathbf{y}.; \mathbf{y} = \mathbf{x} + 1 \rightarrow \mathbf{Q}_{\Theta_j}(\mathbf{y})))$. Since $\mathbf{T}, v_1[\mathbf{t} := k, \mathbf{x} := d], v'_2 \models t(\varphi, \mathbf{x})$ for all $0 \leq d < \lambda$, it follows that $d \in v'_2(\mathbf{Q}_\varphi)$ iff for all \mathbf{y} , $\mathbf{y} = \mathbf{d} + 1$ implies $\mathbf{y} \in v'_2(\mathbf{Q}_{\Theta_j})$. By induction it follows that either $d + 1 = \lambda$ or $\mathbf{T}, d + 1 \models \Theta_j$ so $\mathbf{T}, d \models \varphi$.
- If $\varphi = \langle \tau \rangle \Theta_j$ then $t(\varphi, \mathbf{x}) = (\mathbf{Q}_\varphi(\mathbf{x}) \leftrightarrow (\exists \mathbf{y} (\mathbf{y} = \mathbf{x} + 1 \wedge \mathbf{Q}_{\Theta_j}(\mathbf{y}))))$. Since $\mathbf{T}, v_1[\mathbf{t} := k, \mathbf{x} := d], v'_2 \models t(\varphi, \mathbf{x})$ for all $0 \leq d < \lambda$, it follows that $d \in v'_2(\mathbf{Q}_\varphi)$ iff there exists $\mathbf{y} = \mathbf{d} + 1$ and $\mathbf{y} \in v'_2(\mathbf{Q}_{\Theta_j})$. By induction it follows that $d + 1 < \lambda$ and $\mathbf{T}, d + 1 \models \Theta_j$ so $\mathbf{T}, d \models \varphi$.
- If $\varphi = [\rho_1; \rho_2] \Theta_j$ then $t(\varphi, \mathbf{x}) = (\mathbf{Q}_\varphi(\mathbf{x}) \leftrightarrow \mathbf{Q}_{[\rho_1][\rho_2]} \Theta_j(\mathbf{x}))$. Since $\mathbf{T}, v_1[\mathbf{t} := k, \mathbf{x} := d], v'_2 \models t(\varphi, \mathbf{x})$ for all $0 \leq d < \lambda$, it follows that $d \in v'_2(\mathbf{Q}_\varphi)$ iff $d \in v'_2(\mathbf{Q}_{[\rho_1][\rho_2]} \Theta_j)$. By induction it follows that there $\mathbf{T}, d \models [\rho_1][\rho_2] \Theta_j$ and, by Proposition 2 (item 3) so $\mathbf{T}, d \models \varphi$.
- If $\varphi = \langle \rho_1; \rho_2 \rangle \Theta_j$ then $t(\varphi, \mathbf{x}) = (\mathbf{Q}_\varphi(\mathbf{x}) \leftrightarrow \mathbf{Q}_{\langle \rho_1 \rangle \langle \rho_2 \rangle} \Theta_j(\mathbf{x}))$. Since $\mathbf{T}, v_1[\mathbf{t} := k, \mathbf{x} := d], v'_2 \models t(\varphi, \mathbf{x})$ for all $0 \leq d < \lambda$, it follows that $d \in v'_2(\mathbf{Q}_\varphi)$ iff $d \in v'_2(\mathbf{Q}_{\langle \rho_1 \rangle \langle \rho_2 \rangle} \Theta_j)$. By induction it follows that there $\mathbf{T}, d \models \langle \rho_1 \rangle \langle \rho_2 \rangle \Theta_j$ and, by Proposition 2 (item 4) so $\mathbf{T}, d \models \varphi$.
- If $\varphi = [\rho_1 + \rho_2] \Theta_j$ then $t(\varphi, \mathbf{x}) = (\mathbf{Q}_\varphi(\mathbf{x}) \leftrightarrow (\mathbf{Q}_{[\rho_1]} \Theta_j(\mathbf{x}) \wedge \mathbf{Q}_{[\rho_2]} \Theta_j(\mathbf{x})))$. Since $\mathbf{T}, v_1[\mathbf{t} := k, \mathbf{x} := d], v'_2 \models t(\varphi, \mathbf{x})$ for all $0 \leq d < \lambda$, it follows that $d \in v'_2(\mathbf{Q}_\varphi)$ iff $d \in v'_2(\mathbf{Q}_{[\rho_1]} \Theta_j) \cap v'_2(\mathbf{Q}_{[\rho_2]} \Theta_j)$. By induction it follows that there $\mathbf{T}, d \models [\rho_1] \Theta_j \wedge [\rho_2] \Theta_j$ and, by Proposition 2 (item 1) so $\mathbf{T}, d \models \varphi$.
- If $\varphi = \langle \rho_1 + \rho_2 \rangle \Theta_j$ then $t(\varphi, \mathbf{x}) = (\mathbf{Q}_\varphi(\mathbf{x}) \leftrightarrow (\mathbf{Q}_{\langle \rho_1 \rangle} \Theta_j(\mathbf{x}) \vee \mathbf{Q}_{\langle \rho_2 \rangle} \Theta_j(\mathbf{x})))$. Since $\mathbf{T}, v_1[\mathbf{t} := k, \mathbf{x} := d], v'_2 \models t(\varphi, \mathbf{x})$ for all $0 \leq d < \lambda$, it follows that $d \in v'_2(\mathbf{Q}_\varphi)$ iff $d \in v'_2(\mathbf{Q}_{\langle \rho_1 \rangle} \Theta_j) \cup v'_2(\mathbf{Q}_{\langle \rho_2 \rangle} \Theta_j)$. By induction, it follows that there $\mathbf{T}, d \models \langle \rho_1 \rangle \Theta_j \vee \langle \rho_2 \rangle \Theta_j$ and, by Proposition 2 (item 2) so $\mathbf{T}, d \models \varphi$.

- If $\varphi = [\rho^*] \Theta_j$ then $t(\varphi, \mathbf{x}) = (\mathbf{Q}_\varphi(\mathbf{x}) \leftrightarrow (\mathbf{Q}_{\Theta_j}(\mathbf{x}) \wedge \mathbf{Q}_{[\rho][\rho^*]\Theta_j}(\mathbf{x})))$. Since $\mathbf{T}, v_1[\mathbf{t} := k, \mathbf{x} := d], v'_2 \models t(\varphi, \mathbf{x})$ for all $0 \leq d < \lambda$, it follows that $d \in v'_2(\mathbf{Q}_\varphi)$ iff $d \in v'_2(\mathbf{Q}_{\Theta_j}) \cap v'_2(\mathbf{Q}_{[\rho][\rho^*]\Theta_j})$. By induction it follows that there $\mathbf{T}, d \models \Theta_j \wedge [\rho][\rho^*]\Theta_j$. By Proposition 2 (item 5) so $\mathbf{T}, d \models \varphi$.
- If $\varphi = \langle \rho^* \rangle \Theta_j$ then $t(\varphi, x) = (Q_\varphi(x) \leftrightarrow (Q_{\Theta_j}(x) \vee Q_{\langle \rho \rangle \langle \rho^* \rangle \Theta_j}(x)))$. Since $\mathbf{T}, v_1[\mathbf{t} := k, \mathbf{x} := d], v'_2 \models t(\varphi, \mathbf{x})$ for all $0 \leq d < \lambda$, it follows that $d \in v'_2(\mathbf{Q}_\varphi)$ iff $d \in v'_2(\mathbf{Q}_{\Theta_j}) \cup v'_2(\mathbf{Q}_{[\rho][\rho^*]\Theta_j})$. By induction it follows that there $\mathbf{T}, d \models \Theta_j \vee \langle \rho \rangle \langle \rho^* \rangle \Theta_j$. By Proposition 2 (item 6) so $\mathbf{T}, d \models \varphi$.

□

B Detailed results tables

In the following tables, lambdas appear crossed out when the instance was UNSAT with the corresponding constraint. The results are for finding the first model and the best performance excluding NC is found in bold.

Table 6: Statistics for constraint φ_1 and the 2 robots instance.

	λ	\mathfrak{A}	\mathfrak{M}_m	\mathfrak{M}_s	\mathfrak{T}	NC
translation time	25	1 194	5 412	5 867	2 696	305
	26	557	451	725	3 407	397
	27	837	914	638	2 683	558
	28	589	648	617	3 218	454
	29	508	670	448	2 873	799
	30	663	445	472	2 197	768
	31	672	701	724	3 574	614
clingo time	25	3 395	2 387	2 775	2 657	10 104
	26	3 900	3 732	3 016	3 375	14 131
	27	4 497	2 335	2 128	3 769	31 167
	28	2 153	3 779	3 509	2 434	29 118
	29	3 032	2 826	2 796	3 280	25 184
	30	2 700	2 183	2 332	3 730	24 176
	31	4 744	2 700	5 059	2 348	29 871
choices	25	15 197	14 196	16 509	11 267	51 711
	26	24 236	21 258	17 956	14 982	91 708
	27	27 412	15 038	15 995	19 005	120 714
	28	17 473	23 631	41 320	12 952	124 386
	29	25 394	20 823	20 373	17 310	121 999
	30	23 611	16 924	18 829	21 436	125 925
	31	37 079	20 815	36 333	21 725	150 685
conflicts	25	5 916	5 927	6 933	4 986	31 833
	26	9 397	9 302	7 627	6 551	40 969
	27	10 591	5 608	5 710	7 832	80 625
	28	5 255	9 671	8 523	4 241	77 873
	29	7 281	7 353	6 550	6 029	71 170
	30	6 391	5 065	5 577	7 012	71 750
	31	11 411	6 690	13 001	3 443	84 896
rules	25	77 980	85 216	85 224	84 688	67 749
	26	81 860	89 396	89 404	88 842	71 213
	27	85 740	93 576	93 584	92 996	74 677
	28	89 620	97 756	97 764	97 150	78 141
	29	93 500	101 936	101 944	101 304	81 605
	30	97 380	106 116	106 124	105 458	85 069
	31	101 260	110 296	110 304	109 612	88 533
constraints	25	125 800	124 948	124 932	120 596	113 198
	26	133 109	132 321	132 305	127 561	119 809
	27	140 418	139 694	139 678	134 526	126 420
	28	147 727	147 067	147 051	141 491	133 031
	29	155 036	154 440	154 424	148 456	139 642
	30	162 345	161 813	161 797	155 421	146 253
	31	169 654	169 186	169 170	162 386	152 864

Table 7: Statistics for constraint φ_1 and the 3 robots instance.

	λ	\mathfrak{A}	\mathfrak{M}_m	\mathfrak{M}_s	\mathfrak{T}	NC
translation time	25	1 991	6 280	6 978	3 390	301
	26	474	477	689	4 123	477
	27	670	937	632	3 316	611
	28	633	634	637	3 578	388
	29	574	712	476	3 240	751
	30	628	501	490	3 601	842
	31	623	767	738	4 289	629
clingo time	25	12 069	11 375	11 196	10 687	49 097
	26	12 487	15 689	13 500	13 588	77 250
	27	16 865	26 711	20 568	17 957	193 067
	28	38 528	28 985	29 708	38 543	530 237
	29	49 117	52 888	60 487	49 148	796 953
	30	36 833	62 928	55 439	36 765	508 369
	31	20 253	28 378	38 456	23 454	385 140
choices	25	59 635	49 477	117 691	45 287	173 746
	26	64 653	64 926	62 331	59 828	245 978
	27	91 121	239 786	84 908	71 137	417 294
	28	311 375	252 341	98 109	237 270	912 562
	29	144 001	350 208	151 183	132 747	2 561 235
	30	145 468	464 029	156 648	285 323	3 058 806
	31	381 453	130 569	425 412	264 940	2 508 802
conflicts	25	21 663	19 473	21 694	18 113	106 940
	26	21 750	26 160	24 368	24 112	154 251
	27	28 000	46 206	34 613	29 302	284 788
	28	55 972	48 958	41 437	55 795	670 627
	29	64 615	76 098	70 879	65 578	956 430
	30	55 678	92 900	67 725	54 496	753 632
	31	35 980	46 615	58 403	38 162	576 474
rules	25	151 147	172 162	167 464	166 327	128 422
	26	158 522	180 413	175 517	174 322	134 873
	27	165 897	188 664	183 570	182 317	141 324
	28	173 272	196 915	191 623	190 312	147 775
	29	180 647	205 166	199 676	198 307	154 226
	30	188 022	213 417	207 729	206 302	160 677
	31	195 397	221 668	215 782	214 297	167 128
constraints	25	236 285	234 560	234 524	223 456	206 819
	26	249 887	248 306	248 270	236 284	218 864
	27	263 489	262 052	262 016	249 112	230 909
	28	277 091	275 798	275 762	261 940	242 954
	29	290 693	289 544	289 508	274 768	254 999
	30	304 295	303 290	303 254	287 596	267 044
	31	317 897	317 036	317 000	300 424	279 089

Table 8: Statistics for constraint φ_2 and the 2 robots instance.

	λ	\mathfrak{A}	\mathfrak{M}_m	\mathfrak{M}_s	\mathfrak{T}	NC
translation time	25	2 182	33 091	4 966	2 107	285
	26	529	522	670	3 006	444
	27	548	904	624	2 150	560
	28	592	620	633	2 372	377
	29	504	719	478	2 533	729
	30	653	488	476	3 254	807
	31	650	714	711	3 572	577
clingo time	25	5 815	5 712	6 921	7 081	9 845
	26	8 918	10 307	12 229	7 465	13 729
	27	13 902	9 206	8 105	11 135	30 361
	28	11 543	11 859	9 095	6 658	28 158
	29	10 057	7 346	10 258	7 486	25 309
	30	13 708	10 204	10 993	16 829	23 784
	31	15 338	13 696	9 805	12 628	29 339
choices	25	33 023	39 073	42 068	33 878	51 711
	26	45 972	50 647	62 204	39 592	91 708
	27	61 491	55 236	50 548	53 343	120 714
	28	59 980	65 021	57 297	38 631	124 386
	29	57 594	188 241	67 603	42 736	121 999
	30	71 743	66 340	72 332	80 171	125 925
	31	80 675	75 532	285 296	69 654	150 685
conflicts	25	18 989	19 514	18 501	19 431	31 833
	26	27 180	27 906	33 399	20 912	40 969
	27	38 262	26 728	24 532	30 634	80 625
	28	34 453	33 157	26 112	18 682	77 873
	29	31 597	18 412	28 473	20 295	71 170
	30	40 803	28 115	30 613	43 978	71 750
	31	44 385	35 627	23 957	35 219	84 896
rules	25	73 406	106 969	111 079	78 734	67 749
	26	77 106	112 126	116 414	82 663	71 213
	27	80 806	117 283	121 749	86 592	74 677
	28	84 506	122 440	127 084	90 521	78 141
	29	88 206	127 597	132 419	94 450	81 605
	30	91 906	132 754	137 754	98 379	85 069
	31	95 606	137 911	143 089	102 308	88 533
constraints	25	118 320	142 056	146 621	119 776	113 198
	26	125 251	150 471	155 306	126 717	119 809
	27	132 182	158 886	163 991	133 658	126 420
	28	139 113	167 301	172 676	140 599	133 031
	29	146 044	175 716	181 361	147 540	139 642
	30	152 975	184 131	190 046	154 481	146 253
	31	159 906	192 546	198 731	161 422	152 864

Table 9: Statistics for constraint φ_2 and the 3 robots instance.

	λ	\mathfrak{A}	\mathfrak{M}_m	\mathfrak{M}_s	\mathfrak{T}	NC
translation time	25	1 632	45 303	4 973	2 718	317
	26	567	479	718	3 389	450
	27	557	889	635	2 676	533
	28	599	652	558	2 779	523
	29	564	718	490	3 160	800
	30	680	495	455	3 289	888
	31	683	762	769	3 786	592
clingo time	25	17 910	14 564	16 993	14 647	47 761
	26	33 219	26 979	36 179	29 358	75 161
	27	40 397	42 075	50 820	35 071	195 261
	28	74 244	59 909	78 488	69 510	539 328
	29	110 278	104 918	122 672	91 111	786 940
	30	177 537	197 182	402 643	186 005	496 808
	31	252 945	117 736	234 057	172 171	376 699
choices	25	79 355	89 839	82 854	68 478	173 746
	26	126 138	117 782	137 992	113 770	245 978
	27	141 902	167 256	178 598	131 983	417 294
	28	222 615	215 795	215 028	199 998	912 562
	29	284 038	300 505	279 271	251 921	2 561 235
	30	388 048	464 021	1 733 075	401 158	3 058 806
	31	539 032	348 336	1 475 025	430 008	2 508 802
conflicts	25	41 110	39 086	37 373	33 142	106 940
	26	72 849	58 218	69 422	61 248	154 251
	27	81 352	86 506	95 104	71 633	284 788
	28	137 837	117 090	120 923	117 023	670 627
	29	181 467	180 692	163 538	151 996	956 430
	30	259 733	294 888	434 690	258 368	753 632
	31	364 780	203 024	302 537	260 559	576 474
rules	25	137 614	188 131	201 109	145 489	128 422
	26	144 449	197 159	210 695	152 663	134 873
	27	151 284	206 187	220 281	159 837	141 324
	28	158 119	215 215	229 867	167 011	147 775
	29	164 954	224 243	239 453	174 185	154 226
	30	171 789	233 271	249 039	181 359	160 677
	31	178 624	242 299	258 625	188 533	167 128
constraints	25	215 577	253 048	263 456	217 522	206 819
	26	228 144	267 841	278 888	230 104	218 864
	27	240 711	282 634	294 320	242 686	230 909
	28	253 278	297 427	309 752	255 268	242 954
	29	265 845	312 220	325 184	267 850	254 999
	30	278 412	327 013	340 616	280 432	267 044
	31	290 979	341 806	356 048	293 014	279 089

Table 10: Statistics for constraint φ_3 and the 2 robots instance.

	λ	\mathfrak{A}	\mathfrak{M}_m	\mathfrak{M}_s	\mathfrak{T}	NC
translation time	25	2 533	-	12 682	3 343	260
	26	517	-	926	3 717	436
	27	606	-	578	2 781	599
	28	623	-	834	2 864	381
	29	547	-	739	3 429	761
	30	654	-	754	3 276	822
	31	652	-	-	3 613	630
clingo time	25	12 253	-	229 981	9 291	9 904
	26	25 188	-	359 347	13 359	14 406
	27	41 912	-	575 544	12 090	30 541
	28	42 680	-	898 255	16 686	28 792
	29	46 213	-	837 573	18 315	24 138
	30	36 066	-	706 322	17 020	23 975
	31	37 229	-	-	36 629	29 704
choices	25	54 885	-	15 989 429	44 122	51 711
	26	96 641	-	26 420 540	57 103	91 708
	27	140 631	-	53 728 668	53 232	120 714
	28	140 053	-	75 682 776	70 231	124 386
	29	148 264	-	70 859 664	78 123	121 999
	30	130 536	-	29 387 312	71 563	125 925
	31	133 751	-	-	131 548	150 685
conflicts	25	38 229	-	42 422	28 841	31 833
	26	70 619	-	54 901	38 380	40 969
	27	106 770	-	91 584	35 137	80 625
	28	105 411	-	123 025	47 733	77 873
	29	110 880	-	120 513	52 747	71 170
	30	95 068	-	106 837	46 265	71 750
	31	96 986	-	-	93 448	84 896
rules	25	82 732	-	3 970 094	89 873	67 749
	26	86 824	-	4 151 638	94 270	71 213
	27	90 916	-	4 333 182	98 667	74 677
	28	95 008	-	4 514 726	103 064	78 141
	29	99 100	-	4 696 270	107 461	81 605
	30	103 192	-	4 877 814	111 858	85 069
	31	107 284	-	-	116 255	88 533
constraints	25	130 874	-	2 856 055	126 120	113 198
	26	138 567	-	3 057 106	133 359	119 809
	27	146 260	-	3 258 157	140 598	126 420
	28	153 953	-	3 459 208	147 837	133 031
	29	161 646	-	3 660 259	155 076	139 642
	30	169 339	-	3 861 310	162 315	146 253
	31	177 032	-	-	169 554	152 864

Table 11: Statistics for constraint φ_3 and the 3 robots instance.

	λ	\mathfrak{A}	\mathfrak{M}_m	\mathfrak{M}_s	\mathfrak{T}	NC
translation time	25	3 112	-	11 001	3 278	271
	26	481	-	864	3 895	441
	27	621	-	851	3 314	546
	28	627	-	760	3 375	449
	29	531	-	708	3 855	777
	30	679	-	-	3 351	815
	31	663	-	-	4 519	555
clingo time	25	23 083	-	407 903	14 376	49 111
	26	29 884	-	364 093	21 753	74 915
	27	36 847	-	472 354	30 569	195 389
	28	60 786	-	476 299	45 751	526 867
	29	107 503	-	1 105 621	78 207	796 914
	30	151 375	-	-	108 197	500 901
	31	248 384	-	-	163 082	378 597
choices	25	98 424	-	36 202 304	60 086	173 746
	26	110 269	-	26 575 984	86 056	245 978
	27	111 872	-	32 814 318	103 601	417 294
	28	170 755	-	297 764	142 450	912 562
	29	259 262	-	57 960 092	200 553	2 561 235
	30	310 797	-	-	262 182	3 058 806
	31	460 825	-	-	350 260	2 508 802
conflicts	25	63 019	-	97 082	36 166	106 940
	26	72 644	-	81 166	53 689	154 251
	27	75 839	-	129 245	66 361	284 788
	28	116 876	-	136 306	93 099	670 627
	29	184 608	-	249 421	137 604	956 430
	30	230 970	-	-	185 500	753 632
	31	347 612	-	-	254 287	576 474
rules	25	151 581	-	3 083 856	162 198	128 422
	26	159 003	-	3 225 088	170 074	134 873
	27	166 425	-	3 366 320	177 950	141 324
	28	173 847	-	3 507 552	185 826	147 775
	29	181 269	-	3 648 784	193 702	154 226
	30	188 691	-	-	201 578	160 677
	31	196 113	-	-	209 454	167 128
constraints	25	235 091	-	2 435 143	227 044	206 819
	26	248 801	-	2 594 044	240 073	218 864
	27	262 511	-	2 752 945	253 102	230 909
	28	276 221	-	2 911 846	266 131	242 954
	29	289 931	-	3 070 747	279 160	254 999
	30	303 641	-	-	292 189	267 044
	31	317 351	-	-	305 218	279 089