

Search for dark matter annihilation signals from UFOs with H.E.S.S.

D. Malyshev,^{a,*} A. Montanari,^{b,*} E. Moulin^{b,*} and D. Glawion^c on behalf of the H.E.S.S. Collaboration

(a complete list of authors can be found at the end of the proceedings)

^a*Institut für Astronomie und Astrophysik, Universität Tübingen, Sand 1, D 72076 Tübingen, Germany*

^b*IRFU, CEA, Université Paris-Saclay, F-91191 Gif-sur-Yvette, France*

^c*ECAP, FAU Erlangen-Nürnberg, D-91058, Erlangen, Germany*

E-mail: denys.malyshev@astro.uni-tuebingen.de,

alessandro.montanari@cea.fr, emmanuel.moulin@cea.fr, dorit.glawion@fau.de

Cosmological N-body simulations show that Milky-Way-sized galaxies harbor a population of unmerged dark matter subhalos. These subhalos could shine in gamma rays and be eventually detected in gamma-ray surveys as unidentified sources. We search for very-high-energy (VHE, $E \geq 100$ GeV) gamma-ray emission using H.E.S.S. observations carried out from a thorough selection of unidentified Fermi-LAT Objects (UFOs) as dark matter subhalo candidates. Provided that the dark matter mass is higher than a few hundred GeV, the emission of the UFOs can be well described by dark matter annihilation models. No significant VHE gamma-ray emission is detected in any UFO dataset nor in their combination. We, therefore, derive constraints on the product of the velocity-weighted annihilation cross-section $\langle\sigma v\rangle$ by the J -factor on dark matter models describing the UFO emissions. Upper limits at 95% confidence level are derived on $\langle\sigma v\rangle J$ in W^+W^- and $\tau^+\tau^-$ annihilation channels for the TeV dark matter particles. Focusing on thermal WIMPs, strong constraints on the J -factors are obtained from H.E.S.S. observations. Adopting model-dependent predictions from cosmological N-body simulations on the J -factor distribution function for Milky Way (MW)-sized galaxies, only $\lesssim 0.3$ TeV mass dark matter models marginally allow to explain observed UFO emission.

37th International Cosmic Ray Conference (ICRC 2021)

July 12th – 23rd, 2021

Online – Berlin, Germany

*Presenter

1. Introduction

Although the presence of dark matter (DM) in a variety of astrophysical objects is supported by a wealth of observations, its underlying microscopic nature is still unknown. One of the most popular particle-physics DM candidates is a weakly interacting massive particle (WIMP). Thermally-produced in the early universe with mass and coupling strength at the electroweak scale, these particles can make a present-day DM density [40] consistent with observations [8]. Gamma-rays produced in the WIMP self-annihilation process for a long time have been recognized as prime messenger for indirect DM searches. The most compelling constraints on the parameters of annihilating TeV mass-scale WIMPs are derived from non-detection of the signal by ground-based imaging atmospheric Cherenkov telescopes (IACTs) such as H.E.S.S. from the Galactic Centre [2, 3] and nearby dwarf galaxies [1, 4, 6, 7, 10].

Another promising and complementary targets for indirect DM searches are DM subhalos populating the Galactic halo [see, e.g., 32]. The smallest structures are believed to have formed first in the observed Universe. Gravitationally-bound systems are formed by the collapse of DM particles. These systems later merge to form the first subhalos, which subsequently form more massive ones. The merging history leads to DM halos massive enough to retain gas and trigger star formation and give rise to the formation of galaxies we observe today. At the same time, most of the subhalos may not host significant amount of baryonic matter which makes them invisible at all wavelengths. However, in case of self-annihilating WIMP nature of the DM, subhalos could shine in gamma rays. The annihilation process of massive enough WIMPs in subhalos could be frequent enough to be detectable at GeV/TeV energies. Given the unknown actual location of most of the DM subhalos, their searches can be performed using all-sky gamma-ray observations [see, e.g., 25] such as with the Large Area Telescope (LAT) instrument onboard the Fermi satellite [see, for instance, 14] or wide-field surveys carried out with IACTs [see, for instance, 11, 18].

All-sky *Fermi*-LAT observations revealed a significant population of sources lacking firm associations at other wavelengths [5, 12]. These sources are therefore classified as unidentified Fermi objects (UFOs). The possible annihilating-WIMP dark matter origin of some of these objects was studied in [13, 15, 16, 19, 23, 41] assuming relatively light WIMPs with masses below 100 GeV. At the same time the sub-population of UFOs characterized by a relatively hard spectrum without cutoff signatures in the GeV band can be good candidates for DM halos made of more massive ($\gtrsim 100$ GeV) WIMPs. Such objects are therefore excellent targets for IACTs to perform searches for TeV DM subhalos. In 2018 and 2019, the H.E.S.S. collaboration carried out an observational campaign for a selection of the most promising UFOs in order to probe their potential TeV-mass DM-induced emission.

2. Targets selection and data analysis

2.1 Targets selection

The best DM subhalo candidates for H.E.S.S. observations among the unidentified *Fermi*-LAT sources are determined through a thorough selection in the Third Catalog of High-Energy *Fermi*-LAT Sources (3FHL) [12], which includes pointlike sources detected above 10 GeV. The source

selection requires: (i) the unidentified sources to be steady (according to 3FHL catalogue¹); (ii) exhibit a hard power-law spectral index ($\Gamma < 2$), as expected for DM-induced signals for DM masses above 100 GeV; (iii) have no obvious conventional counterpart at other wavelengths; (iv) be located at $> 5^\circ$ off the galactic plane (to avoid potential contamination from foreground Galactic diffuse emission). The multi-wavelength (MWL) search for possible counterparts is based on the Fermi-LAT source coordinates in catalogs of MWL facilities (*XMM-Newton*, *ROSAT*, *SUZAKU*, *CGRO*, *Chandra*, *Swift*, *WMAP*, *RXTE*, *Nustar*, *SDSS*, *Planck*, *WISE*, *HST*). In addition, we require that selected sources are located at preferable H.E.S.S. sky regions, *i.e.* can be observed by H.E.S.S. with a maximum zenith angle of 45° .

The selection criteria were applied on the 3FHL source catalog and resulted in a selection of only three UFOs. The basic information on the three UFOs is summarized in Tab. 1.

Name	RA [degrees]	Dec. [degrees]	TS for $E \geq 10$ GeV	Position uncertainty [arcmin]	Pivot energy [GeV]	Flux at pivot energy [10^{-13} TeV $\text{cm}^{-2} \text{s}^{-1}$]	Power-law index	E_{cut} (95% c.l.) [GeV]
3FHL J0929.2-4110	142.3345	-41.1833	36	2.4	0.39	0.12 ± 0.01	1.37 ± 0.07	> 33
3FHL J1915.2-1323 [†]	288.8182	-13.3916	23	3.0	62.8	2.1 ± 0.9	1.5 ± 0.4	> 35
3FHL J2030.2-5037	307.5901	-50.6344	40	2.6	6.3	1.9 ± 0.3	1.85 ± 0.1	> 67

Table 1: Properties of the selected UFOs together with their spectral parameters in > 0.1 GeV band. The columns summarize RA-Dec coordinates of the UFOs, their test statistics values(TS), position uncertainty, pivot energy, best-fit flux at the pivot energy, power-law spectral index and 95% c.l. lower limit on the cut-off energy. The 3FHL J1915.2-1323 source marked with [†] is detected only above 10 GeV. For this source all spectral parameters are given for this energy band.

2.2 Expected signal

The differential gamma-ray flux from Majorana DM particles of mass m_{DM} self-annihilating in object of size $\Delta\Omega$ is

$$\frac{d\Phi_\gamma}{dE_\gamma}(E_\gamma, \Delta\Omega) = \frac{\langle\sigma v\rangle}{8\pi m_{\text{DM}}^2} \sum_f \text{BR}_f \frac{dN^f}{dE_\gamma} J(\Delta\Omega), \quad \text{with } J(\Delta\Omega) = \int_{\Delta\Omega \text{ l.o.s.}} \int \rho^2(s(r, \theta)) ds d\Omega. \quad (1)$$

$\langle\sigma v\rangle$ is the thermally-averaged velocity-weighted annihilation cross section and $\sum_f \text{BR}_f dN^f/dE_\gamma$ is the sum of the annihilation spectra dN^f/dE_γ per annihilation in the final states f with associated branching ratios BR_f . Hereafter we will refer to the quantity $J(\Delta\Omega)$ as a total J -factor within a solid angle $\Delta\Omega$. We note, that for point-like DM subhalos the strength of the DM annihilation signal is proportional to the quantity $\langle\sigma v\rangle J$, where J – is a J -factor of clump integrated over the point spread function of the instrument. In this case detection or non-detection of the annihilation signal allows one to directly measure or constrain this quantity.

As opposed to objects with measured stellar dynamics like dwarf galaxies, UFOs have unknown distances to Earth and their J -factors cannot be derived from stellar kinematics. To access the proper values of J -factors for the selected DM subhalos in what follows, we adapt a statistical approach

¹While the criterium on the variability provides steady candidates as expected for DM sources, *Fermi*-LAT photon properties at the highest energies have been checked. None of them could be attributed to flaring of nearby *Fermi*-LAT sources.

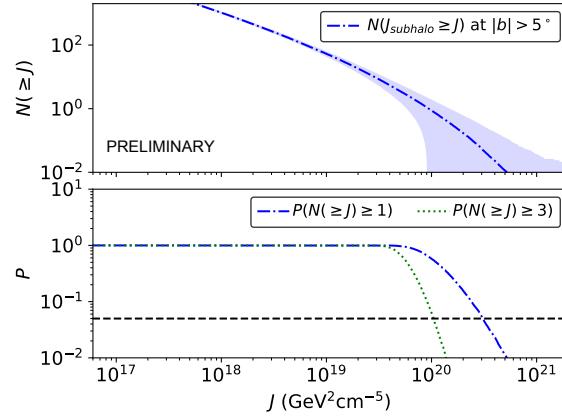


Figure 1: *Top panel:* Cumulative J -factor distribution, $N(\geq J)$, of a MW-like subhalo population. The number of subhalos with a J -factor exceeding a given value is plotted (blue dot-dashed curve). The blue-shaded band corresponds to the 1σ statistical uncertainty. *Bottom panel:* Probability P to find at least one (three) subhalo(s) with a J -factor higher than specified are shown with blue(green) lines. The horizontal black dashed line shows the 5% probability. The figure was adapted from [27]. See text for more details.

based on utilising subhalos' J -factor distribution as seen in N -body cosmological simulations (see, for instance, Refs. [26, 39]). In order to derive the J -factor distribution of DM subhalos in the MW, we used the CLUMPY code v3.0.0 [17, 21, 30] and performed 1000 simulations of a MW-like galaxy with a smooth NFW [36] DM main halo profile with the parameters corresponding to the best-fit NFW parameters from Ref. [20]. For each simulation, the subhalo parameters were chosen similar to the ones used in [29] for the ‘‘HIGH’’ model which results in somewhat optimistic values of the obtained J -factors. From each simulation we derived the Galactic coordinates of all subhalos and their J -factors integrated in circular regions with 0.1° .

The cumulative J -factor distribution $N(\geq J)$ is shown in the upper panel of Fig. 1 for subhalos located at Galactic latitudes $|b| > 5^\circ$ similar to the UFOs considered for the analysis. The dot-dashed blue curve shows the averaged distribution computed from all the realizations and the shaded region shows the formal 1σ statistical dispersion calculated over all simulated MW-like galaxies. In the lower panel of Fig. 1, the blue dot-dashed/green-dotted curves illustrate the probability to find in any simulation at least one/three subhalos with a J -factor higher than specified. The horizontal black-dashed line illustrates the 5% probability. We conclude, that the J -factor of one DM subhalo at 95% c.l. can be constrained as $J \leq 3 \cdot 10^{20} \text{ GeV}^2\text{cm}^{-5}$. The average J -factor of three subhalos is $J \leq 1 \cdot 10^{20} \text{ GeV}^2\text{cm}^{-5}$.

2.3 Data Analysis

2.4 Fermi-LAT data analysis

Fermi-LAT data selected for the analysis spans for more than 12 years (Aug. 2008 to Oct. 2020). The data were analysed with `fermitools` v. 2.0.0 with P8R3_V3 response functions (CLEAN photon class). We performed standard binned analysis of the data in 14° -radius region around positions of each UFO in 0.1-1000 GeV energy bin including to the model all sources from 4FGL-DR2 catalogue [5] and standard diffuse background templates. The results of the modelling

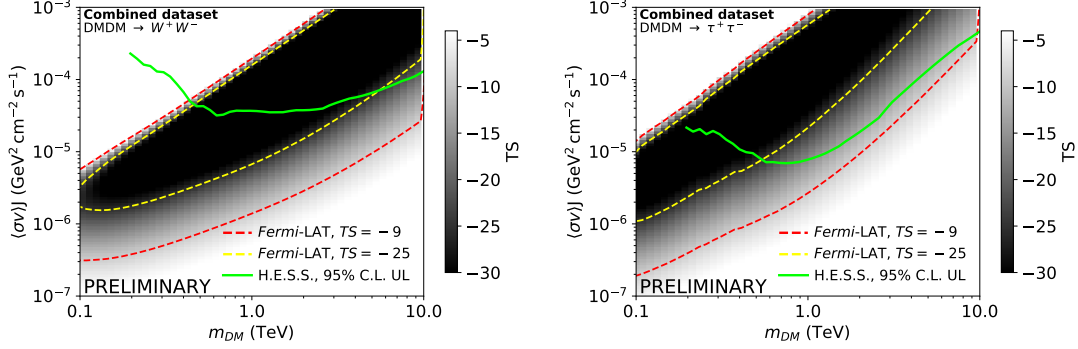


Figure 2: Contours of TS computed from *Fermi*-LAT combined UFO datasets for W^+W^- and $\tau^+\tau^-$ annihilation channels. The contours are given in the $(\langle\sigma v\rangle J, m_{DM})$ plane. The cyan and orange dashed lines show the -9 and -25 TS contours. Overlaid (solid green line) are H.E.S.S. upper limits displayed at 95% C.L. The figure was adapted from [27].

of UFOs with a cutoff powerlaw spectral model are summarized in Tab. 1. For the rest of the presented results we explicitly assumed, that UFOs' spectra follow Eq. 1.

2.4.1 H.E.S.S. data analysis

H.E.S.S. is an array of five IACTs located in the Khomas Highland in Namibia, at an altitude of 1800 m. The array is composed of four 12 m diameter telescopes (CT1-4) and a fifth 28 m diameter telescope (CT5) at the middle of the array. The observations presented here were performed in 2018 and 2019 in the *wobble* mode with the full five-telescope array for the selection of UFOs presented in Tab. 1. The standard run selection criteria are applied to select the observations for the data analysis [9]. The gamma-ray events direction and energy reconstruction is performed with a template-fitting technique [24], after the calibration of raw shower images recorded in the camera.

The selected UFOs are assumed to be pointlike sources according to the point spread function (PSF) of *Fermi*-LAT which reaches $\sim 0.1^\circ$ above 0.1 TeV. The region of interest (ROI), hereafter referred to as the ON source region, is defined, given the H.E.S.S. PSF, as for pointlike-emission searches for H.E.S.S.. The ROI is taken as a disk of 0.12° radius. For the measurement of the residual background in OFF regions, the *MultipleOff* technique [9] is used. The excess significance in the ROI is computed following the statistical approach of Ref. [33].

3. Results

In absence of significant excess in any of the H.E.S.S. datasets of the selected UFOs we provide 95% c.l. upper limits (assuming the best-fit power-law spectral index in the *Fermi*-LAT band) on the $\langle\sigma v\rangle J$ as a function of DM mass using using a log-likelihood ratio test statistic for the combined dataset of all UFOs, see Ref. [27] for the more details. Figure 2 shows derived upper limits as a function of the DM mass for the W^+W^- and $\tau^+\tau^-$ annihilation channels, respectively. Green line presents H.E.S.S. 95% c.l. limits from the combined analysis of all UFOs, while the color presents the TS of the signal in *Fermi*-LAT band. The combined limits reach 3.7×10^{-5} and $8.1 \times 10^{-6} \text{ GeV}^2\text{cm}^{-2}\text{s}^{-1}$ in the W^+W^- and $\tau^+\tau^-$ channels, respectively, for 1 TeV DM mass.

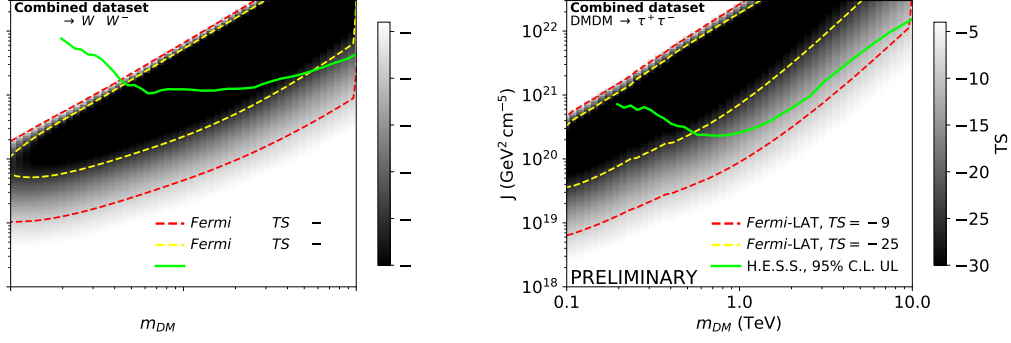


Figure 3: Contours of TS computed from the *Fermi*-LAT combined UFO datasets. The contours are given in the (J, m_{DM}) plane for the W^+W^- (left panel) and $\tau^+\tau^-$ (right panel) annihilation channel, assuming the $\langle\sigma v\rangle$ value expected for thermal WIMPs. The cyan and orange dashed lines show the -9 and -25 TS contours. Overlaid (solid green line) are the H.E.S.S. 95% C.L. upper limits from the combined UFO datasets. The figure was adapted from [27].

In order to derive the J -factor values required to explain the UFO emission in terms of DM models, the value of the annihilation cross section expected for thermal WIMPs ($\langle\sigma v\rangle_{\text{th}} \simeq 3 \times 10^{-26} \text{ cm}^3 \text{ s}^{-1}$) is used [40]. The J -factor upper limits for the DM models of the UFOs as function of the DM mass are given at 95% C.L. in Fig. 3. For a 1 TeV DM mass in the W^+W^- channel, the J -factor values are constrained to be between $(0.24 - 1.3) \times 10^{21} \text{ GeV}^2 \text{ cm}^{-5}$ for DM models with $TS \leq -25$ (which corresponds to $\geq 5\sigma$ confidence interval assuming TS follows χ^2 distribution). For a DM mass of 10 TeV in the W^+W^- channel, all the J -factor values for DM models with $TS \leq -25$ are ruled out at 95% C.L. by the H.E.S.S. constraints. In the $\tau^+\tau^-$ channels, the H.E.S.S. constraints are even stronger. For 300 GeV DM mass, the allowed J -factor values are between 1.4×10^{20} and $5.9 \times 10^{20} \text{ GeV}^2 \text{ cm}^{-5}$ for $TS \leq -25$ DM models. The H.E.S.S. upper limits restrict the J -factors to lie in the range $6.1 \times 10^{19} - 2.0 \times 10^{21} \text{ GeV}^2 \text{ cm}^{-5}$ and the masses to lie between 0.2 and 6 TeV in the W^+W^- channel. For the $\tau^+\tau^-$ channel, the J -factors lie in the range $7.0 \times 10^{19} - 7.1 \times 10^{20} \text{ GeV}^2 \text{ cm}^{-5}$ and the masses lie between 0.2 and 0.5 TeV.

Using predictions of N-body cosmological simulations, the number of subhalos with a J -factor higher than a given value for a MW-like galaxy can be extracted as displayed in Fig. 1. The probability to have at least three subhalos with a J -factor higher than $10^{20} \text{ GeV}^2 \text{ cm}^{-5}$ is below 5%. According to this prediction, the interpretation of the UFO emissions in terms of DM particle annihilations in Galactic DM subhalos can be further constrained from Fig. 3 to $m_{\text{DM}} \lesssim 1 \text{ TeV}$ for W^+W^- and $m_{\text{DM}} \lesssim 0.3 \text{ TeV}$ for $\tau^+\tau^-$ channels.

4. Discussion and conclusions

An important number of UFOs may produce gamma-rays from the annihilation process of DM in subhalos. However, some of them could be AGNs or other types of galaxies still lacking a detection at other wavelengths. Less plausible alternative astrophysical interpretations of UFOs could be as pulsars or low-luminosity globular clusters hosting millisecond pulsars [34]. However, the energy cut-off of the gamma-ray spectra for these types of objects consists of a few GeV. The cumulative J -factor distribution is in very good agreement with the results of Ref. [29] for the

"HIGH" model intended to predict the highest possible number of subhalos in a typical MW-like galaxy. As it is shown from the predictions in the "LOW" model of Ref. [29], the real number of DM subhalos can be an order of magnitude smaller. The output of DM-only simulations dictates the choice of the number of subhalos of masses between 10^8 and $10^{10} M_{\odot}$ of $N_{\text{calib}} = 300$ [39]. The latter can be significantly reduced (up to a factor of two) by baryon feedback [35, 38]. As a consequence, the highest J -factor values would be even more unlikely. As discussed in ref. [22], *Fermi*-LAT should observe the subhalos with the highest J -factors as extended sources, given the point spread function of about 0.1° above 10 GeV for the Fermi satellite. However, even the gamma-ray sources produced by these brightest DM subhalos would be faint. The spatial extension of these sources would be challenging to measure for *Fermi*-LAT. On the simulation front, further work is likely needed to use predictions for subhalo angular sizes in MW-like galaxies to definitely rule out pointlike UFOs as potential DM subhalos.

Interpreting UFOs as DM subhalos of TeV-mass scale thermal WIMPs requires J -factors to be larger than a few $10^{20} \text{ GeV}^2 \text{ cm}^{-5}$. From the N-body simulations of MW-type galaxies, only occasionally such J -factor values can be obtained. A large statistical variance affects the highest subhalo J -factor. The precise value of the brightest subhalos can be subject to a large uncertainty. A factor of ten uncertainty is implied for the J -factor value for $J \gtrsim 10^{20} \text{ GeV}^2 \text{ cm}^{-5}$ in the "HIGH" model [31]. Additional factor of several uncertainties can be connected to the uncertainties of the DM distribution in the MW [37] and/or presence of substructures in the galactic subhalos [28]. The constraints from cosmological simulations are significantly weakened by the above-mentioned large systematic uncertainties in the prediction of the J -factor distribution. This makes the former comparable to or weaker than the H.E.S.S. constraints in, e.g., the $\tau^+ \tau^-$ channel. Therefore the model-independent H.E.S.S. constraints are the only relevant and robust ones when interpreting the UFOs as Galactic subhalos of annihilating DM.

Acknowledgements. H.E.S.S. gratefully acknowledges financial support from the agencies and organizations listed at [H.E.S.S.-Acknowledgements webpage](#).

References

- [1] Abdalla, H. et al. 2018, JCAP, 11, 037
- [2] Abdallah, H. et al. 2016, Phys. Rev. Lett., 117, 111301
- [3] Abdallah, H. et al. 2018, Phys. Rev. Lett., 120, 201101
- [4] Abdallah, H. et al. 2020, Phys. Rev. D, 102, 062001
- [5] Abdollahi, S. et al. 2020, Astrophys. J. Suppl., 247, 33
- [6] Abramowski, A. et al. 2011, Astropart. Phys., 34, 608
- [7] Abramowski, A. et al. 2014, Phys. Rev., D90, 112012
- [8] Adam, R. et al. 2016, Astron. Astrophys., 594, A1
- [9] Aharonian, F. et al. 2006, Astron. Astrophys., 457, 899
- [10] Aharonian, F. et al. 2008, Astropart. Phys., 29, 55, [Erratum: Astropart.Phys. 33, 274–275 (2010)]
- [11] Aharonian, F. et al. 2008, Phys. Rev. D, 78, 072008
- [12] Ajello, M. et al. 2017, Astrophys. J. Suppl., 232, 18
- [13] Belikov, A. V., Hooper, D., & Buckley, M. R. 2012, Phys. Rev. D, 86, 043504

- [14] Berlin, A. & Hooper, D. 2014, *Phys. Rev. D*, 89, 016014
- [15] Bertoni, B., Hooper, D., & Linden, T. 2015, *JCAP*, 12, 035
- [16] Bertoni, B., Hooper, D., & Linden, T. 2016, *JCAP*, 05, 049
- [17] Bonnivard, V., Hütten, M., Nezri, E., et al. 2016, *Computer Physics Communications*, 200, 336
- [18] Brun, P., Moulin, E., Diemand, J., & Glicenstein, J.-F. 2011, *Phys. Rev. D*, 83, 015003
- [19] Calore, F., De Romeri, V., Di Mauro, M., Donato, F., & Marinacci, F. 2017, *Phys. Rev. D*, 96, 063009
- [20] Cautun, M., Benítez-Llambay, A., Deason, A. J., et al. 2020, *MNRAS*, 494, 4291
- [21] Charbonnier, A., Combet, C., & Maurin, D. 2012, *Computer Physics Communications*, 183, 656
- [22] Coronado-Blázquez, J., Sánchez-Conde, M. A., Di Mauro, M., et al. 2019, *J. Cosmology Astropart. Phys.*, 2019, 045
- [23] Coronado-Blázquez, J., Sanchez-Conde, M. A., Dominguez, A., et al. 2019, *JCAP*, 07, 020
- [24] de Naurois, M. & Rolland, L. 2009, *Astropart. Phys.*, 32, 231
- [25] Diemand, J., Kuhlen, M., & Madau, P. 2007, *Astrophys. J.*, 657, 262
- [26] Diemand, J., Kuhlen, M., Madau, P., et al. 2008, *Nature*, 454, 735
- [27] H. E. S. S. Collaboration, Abdallah, H., Aharonian, F., et al. 2021, arXiv e-prints, arXiv:2106.00551
- [28] Hiroshima, N., Ando, S., & Ishiyama, T. 2018, *Phys. Rev. D*, 97, 123002
- [29] Hütten, M., Combet, C., Maier, G., & Maurin, D. 2016, *J. Cosmology Astropart. Phys.*, 2016, 047
- [30] Hütten, M., Combet, C., & Maurin, D. 2019, *Computer Physics Communications*, 235, 336
- [31] Hütten, M., Stref, M., Combet, C., Lavallo, J., & Maurin, D. 2019, *Galaxies*, 7, 60
- [32] Kamionkowski, M., Koushiappas, S. M., & Kuhlen, M. 2010, *Phys. Rev. D*, 81, 043532
- [33] Li, T. P. & Ma, Y. Q. 1983, *ApJ*, 272, 317
- [34] Mirabal, N., Charles, E., Ferrara, E., et al. 2016, *Astrophys. J.*, 825, 69
- [35] Mollitor, P., Nezri, E., & Teyssier, R. 2015, *Mon. Not. Roy. Astron. Soc.*, 447, 1353
- [36] Navarro, J. F., Frenk, C. S., & White, S. D. M. 1997, *Astrophys. J.*, 490, 493
- [37] Read, J. 2014, *J. Phys. G*, 41, 063101
- [38] Sawala, T. et al. 2016, *Mon. Not. Roy. Astron. Soc.*, 457, 1931
- [39] Springel, V., Wang, J., Vogelsberger, M., et al. 2008, *Mon. Not. Roy. Astron. Soc.*, 391, 1685
- [40] Steigman, G., Dasgupta, B., & Beacom, J. F. 2012, *Phys. Rev.*, D86, 023506
- [41] Zechlin, H. S., Fernandes, M. V., Elsaesser, D., & Horns, D. 2012, *Astron. Astrophys.*, 538, A93

Full author list

H. Abdalla¹, F. Aharonian^{2,3,4}, F. Ait Benkhali³, E.O. Angüner⁵, C. Arcaro⁶, C. Armand⁷, T. Armstrong⁸, H. Ashkar⁹, M. Backes^{1,6}, V. Baghmanyan¹⁰, V. Barbosa Martins¹¹, A. Barnacka¹², M. Barnard⁶, R. Batzofin¹³, Y. Becherini¹⁴, D. Berge¹¹, K. Bernlöhr³, B. Bi¹⁵, M. Böttcher⁶, C. Boisson¹⁶, J. Bolmont¹⁷, M. de Bony de Lavergne⁷, M. Breuhaus³, R. Brose², F. Brun⁹, T. Bulik¹⁸, T. Bylund¹⁴, F. Cangemi¹⁷, S. Caroff¹⁷, S. Casanova¹⁰, J. Catalano¹⁹, P. Chambéry²⁰, T. Chand⁶, A. Chen¹³, G. Cotter⁸, M. Curyło¹⁸, J. Damascene Mbarubucyeye¹¹, I.D. Davids¹, J. Davies⁸, J. Devin²⁰, A. Djannati-Atai²¹, A. Dmytriiev¹⁶, A. Donath³, V. Doroshenko¹⁵, L. Dreyer⁶, L. Du Plessis⁶, C. Duffy²², K. Egberts²³, S. Einecke²⁴, J.-P. Ernenwein⁵, S. Fegan²⁵, K. Feijen²⁴, A. Fiasson⁷, G. Fichet de Clairfontaine¹⁶, G. Fontaine²⁵, F. Lott¹, M. Füßling¹¹, S. Funk¹⁹, S. Gabici²¹, Y.A. Gallant²⁶, G. Giavitto¹¹, L. Giunti^{21,9}, D. Glawion¹⁹, J.F. Glicenstein⁹, M.-H. Grondin²⁰, S. Hattingh⁶, M. Haupt¹¹, G. Hermann³, J.A. Hinton³, W. Hofmann³, C. Hoischen²³, T. L. Holch¹¹, M. Holler²⁷, D. Horns²⁸, Zhiqiu Huang³, D. Huber²⁷, M. Hörbe⁸, M. Jamrozny¹², F. Jankowsky²⁹, V. Joshi¹⁹, I. Jung-Richardt¹⁹, E. Kasai¹, K. Katarzyński³⁰, U. Katz¹⁹, D. Khangulyan³¹, B. Khélifi²¹, S. Klepser¹¹, W. Kluźniak³², Nu. Komin¹³, R. Konno¹¹, K. Kosack⁹, D. Kostunin¹¹, M. Kreter⁶, G. Kukec Mezek¹⁴, A. Kundu⁶, G. Lamanna⁷, S. Le Stum⁵, A. Lemièrre²¹, M. Lemoine-Goumard²⁰, J.-P. Lenain¹⁷, F. Leuschner¹⁵, C. Levy¹⁷, T. Lohse³³, A. Luashvili¹⁶, I. Lypova²⁹, J. Mackey², J. Majumdar¹¹, D. Malyshev¹⁵, D. Malyshev¹⁹, V. Marandon³, P. Marchegiani¹³, A. Marcowith²⁶, A. Mares²⁰, G. Martí-Devesa²⁷, R. Marx²⁹, G. Maurin⁷, P.J. Meintjes³⁴, M. Meyer¹⁹, A. Mitchell³, R. Moderski³², L. Mohrmann¹⁹, A. Montanari⁹, C. Moore²², P. Morris⁸, E. Moulin⁹, J. Muller²⁵, T. Murach¹¹, K. Nakashima¹⁹, M. de Naurois²⁵, A. Nayerhoda¹⁰, H. Ndiyavala⁶, J. Niemiec¹⁰, A. Priyana Noel¹², P. O'Brien²², L. Oberholzer⁶, S. Ohm¹¹, L. Olivera-Nieto³, E. de Ona Wilhelmi¹¹, M. Ostrowski¹², S. Panny²⁷, M. Panter³, R.D. Parsons³³, G. Peron³, S. Pita²¹, V. Poireau⁷, D.A. Prokhorov³⁵, H. Prokoph¹¹, G. Pühlhofer¹⁵, M. Punch^{21,14}, A. Quirrenbach²⁹, P. Reichherzer⁹, A. Reimer²⁷, O. Reimer²⁷, Q. Remy³, M. Renaud²⁶, B. Reville³, F. Rieger³, C. Romoli³, G. Rowell²⁴, B. Rudak³², H. Rueda Ricarte⁹, E. Ruiz-Velasco³, V. Sahakian³⁶, S. Sailer³, H. Salzmann¹⁵, D.A. Sanchez⁷, A. Santangelo¹⁵, M. Sasaki¹⁹, J. Schäfer¹⁹, H.M. Schutte⁶, U. Schwanke³³, F. Schüssler⁹, M. Senniappan¹⁴, A.S. Seyffert⁶, J.N.S. Shapopi¹, K. Shiningayamwe¹, R. Simoni³⁵, A. Sinha²⁶, H. Sol¹⁶, H. Spackman⁸, A. Specovius¹⁹, S. Spencer⁸, M. Spir-Jacob²¹, Ł. Stawarz¹², R. Steenkamp¹, C. Stegmann^{23,11}, S. Steinmassl³, C. Steppa²³, L. Sun³⁵, T. Takahashi³¹, T. Tanaka³¹, T. Tavernier⁹, A.M. Taylor¹¹, R. Terrier²¹, J. H.E. Thiersen⁶, C. Thorpe-Morgan¹⁵, M. Tluczykont²⁸, L. Tomankova¹⁹, M. Tsiros³, N. Tsuji³¹, R. Tuffs³, Y. Uchiyama³¹, D.J. van der Walt⁶, C. van Eldik¹⁹, C. van Rensburg¹, B. van Soelen³⁴, G. Vasileiadis²⁶, J. Veh¹⁹, C. Venter⁶, P. Vincent¹⁷, J. Vink³⁵, H.J. Völk³, S.J. Wagner²⁹, J. Watson⁸, F. Werner³, R. White³, A. Wiercholska¹⁰, Yu Wun Wong¹⁹, H. Yassin⁶, A. Yusufzai¹⁹, M. Zacharias¹⁶, R. Zanin³, D. Zargaryan^{2,4}, A.A. Zdziarski³², A. Zech¹⁶, S.J. Zhu¹¹, A. Zmija¹⁹, S. Zouari²¹ and N. Żywucka⁶.

¹University of Namibia, Department of Physics, Private Bag 13301, Windhoek 10005, Namibia²Dublin Institute for Advanced Studies, 31 Fitzwilliam Place, Dublin 2, Ireland³Max-Planck-Institut für Kernphysik, P.O. Box 103980, D 69029 Heidelberg, Germany⁴High Energy Astrophysics Laboratory, RAU, 123 Hovsep Emin St Yerevan 0051, Armenia⁵Aix Marseille Université, CNRS/IN2P3, CPPM, Marseille, France⁶Centre for Space Research, North-West University, Potchefstroom 2520, South Africa

- ⁷Laboratoire d'Annecy de Physique des Particules, Univ. Grenoble Alpes, Univ. Savoie Mont Blanc, CNRS, LAPP, 74000 Annecy, France
- ⁸University of Oxford, Department of Physics, Denys Wilkinson Building, Keble Road, Oxford OX1 3RH, UK
- ⁹IRFU, CEA, Université Paris-Saclay, F-91191 Gif-sur-Yvette, France
- ¹⁰Instytut Fizyki Jądrowej PAN, ul. Radzikowskiego 152, 31-342 Kraków, Poland
- ¹¹DESY, D-15738 Zeuthen, Germany
- ¹²Obserwatorium Astronomiczne, Uniwersytet Jagielloński, ul. Orla 171, 30-244 Kraków, Poland
- ¹³School of Physics, University of the Witwatersrand, 1 Jan Smuts Avenue, Braamfontein, Johannesburg, 2050 South Africa
- ¹⁴Department of Physics and Electrical Engineering, Linnaeus University, 351 95 Växjö, Sweden
- ¹⁵Institut für Astronomie und Astrophysik, Universität Tübingen, Sand 1, D 72076 Tübingen, Germany
- ¹⁶Laboratoire Univers et Théories, Observatoire de Paris, Université PSL, CNRS, Université de Paris, 92190 Meudon, France
- ¹⁷Sorbonne Université, Université Paris Diderot, Sorbonne Paris Cité, CNRS/IN2P3, Laboratoire de Physique Nucléaire et de Hautes Energies, LPNHE, 4 Place Jussieu, F-75252 Paris, France
- ¹⁸Astronomical Observatory, The University of Warsaw, Al. Ujazdowskie 4, 00-478 Warsaw, Poland
- ¹⁹Friedrich-Alexander-Universität Erlangen-Nürnberg, Erlangen Centre for Astroparticle Physics, Erwin-Rommel-Str. 1, D 91058 Erlangen, Germany
- ²⁰Université Bordeaux, CNRS/IN2P3, Centre d'Études Nucléaires de Bordeaux Gradignan, 33175 Gradignan, France
- ²¹Université de Paris, CNRS, Astroparticule et Cosmologie, F-75013 Paris, France
- ²²Department of Physics and Astronomy, The University of Leicester, University Road, Leicester, LE1 7RH, United Kingdom
- ²³Institut für Physik und Astronomie, Universität Potsdam, Karl-Liebknecht-Strasse 24/25, D 14476 Potsdam, Germany
- ²⁴School of Physical Sciences, University of Adelaide, Adelaide 5005, Australia
- ²⁵Laboratoire Leprince-Ringuet, École Polytechnique, CNRS, Institut Polytechnique de Paris, F-91128 Palaiseau, France
- ²⁶Laboratoire Univers et Particules de Montpellier, Université Montpellier, CNRS/IN2P3, CC 72, Place Eugène Bataillon, F-34095 Montpellier Cedex 5, France
- ²⁷Institut für Astro- und Teilchenphysik, Leopold-Franzens-Universität Innsbruck, A-6020 Innsbruck, Austria
- ²⁸Universität Hamburg, Institut für Experimentalphysik, Luruper Chaussee 149, D 22761 Hamburg, Germany
- ²⁹Landessternwarte, Universität Heidelberg, Königstuhl, D 69117 Heidelberg, Germany
- ³⁰Institute of Astronomy, Faculty of Physics, Astronomy and Informatics, Nicolaus Copernicus University, Grudziadzka 5, 87-100 Torun, Poland
- ³¹Department of Physics, Rikkyo University, 3-34-1 Nishi-Ikebukuro, Toshima-ku, Tokyo 171-8501, Japan
- ³²Nicolaus Copernicus Astronomical Center, Polish Academy of Sciences, ul. Bartycka 18, 00-716

Warsaw, Poland

³³Institut für Physik, Humboldt-Universität zu Berlin, Newtonstr. 15, D 12489 Berlin, Germany

³⁴Department of Physics, University of the Free State, PO Box 339, Bloemfontein 9300, South Africa

³⁵GRAPPA, Anton Pannekoek Institute for Astronomy, University of Amsterdam, Science Park 904, 1098 XH Amsterdam, The Netherlands

³⁶Yerevan Physics Institute, 2 Alikhanian Brothers St., 375036 Yerevan, Armenia