

Eigenstate capacity and Page curve in fermionic Gaussian states

Budhaditya Bhattacharjee,^{*} Pratik Nandy,[†] and Tanay Pathak[‡]

Centre for High Energy Physics, Indian Institute of Science, C.V. Raman Avenue, Bangalore-560012, India

Capacity of entanglement (CoE), an information-theoretic measure of entanglement, defined as the variance of modular Hamiltonian, is known to capture the deviation from the maximal entanglement. We derive an exact expression for the average eigenstate CoE in fermionic Gaussian states as a finite series, valid for arbitrary bi-partition of the total system. Further, we consider the complex SYK₂ model, and we show that the average CoE in the thermodynamic limit upper bounds the average CoE for fermionic Gaussian states. In this limit, the variance of the average CoE becomes independent of the system size. Moreover, when the subsystem size is half of the total system, the leading volume-law coefficient approaches a value of $\pi^2/8 - 1$. We identify this as a distinguishing feature between integrable and quantum-chaotic systems. We confirm our analytical results by numerical computations.

INTRODUCTION

Ranging from critical phenomena [1] to the black hole information problem [2], the notion of entanglement is ubiquitous. For example, in the latter case, one typically considers the time evolution of the entanglement entropy (EE) between the outgoing Hawking quanta and the interior of the black hole, which follows the Page curve [3]. It is known that the implications and appearance of the Page curve are far more general; it holds for bi-partition of any quantum system. In particular, Page showed [4] (see [5–7] for the proof) that, for a random pure state in the thermodynamic limit, a subsystem has nearly maximal entropy.

Recently, similar considerations are explored for the fermionic Gaussian states [8], where an exact expression for the average EE is obtained. In the thermodynamic limit, the average EE appears to be a function of the subsystem fraction. It contrasts with general quantum-chaotic Hamiltonians, where to the leading order, the average EE is independent of the subsystem fraction [9]. As a consequence, along with many other recent observations [10–34], it has been argued that the leading volume-law coefficient of the average EE can distinguish integrable and chaotic systems [35]. One question naturally arises - is there any other entanglement measure whose properties are different from EE and Rényi entropies (RE) but can still differentiate between integrable and quantum-chaotic systems?

In this paper, we address this question and find an affirmative answer. We consider a different entanglement measure, the capacity of entanglement (CoE) [36–38], first considered in the Kitaev model to describe topologically ordered states [39] and to understand the thermodynamic properties of the entanglement spectrum [40]. Very recently, it has received considerable attention, for example, in local operator excitations [41], random pure states [42], and in the context of holography and black hole information problem, where it is shown to capture partially entangled states in replica wormhole geometry [43, 44]. While the EE is the expectation value of the

modular Hamiltonian $K_A = -\log \rho_A$, the CoE is defined as the variance of K_A , namely [37, 41]

$$C_A = \langle K_A^2 \rangle - \langle K_A \rangle^2 = \lim_{n \rightarrow 1} n^2 \partial_n^2 \ln \text{Tr} \rho_A^n. \quad (1)$$

Here ρ_A is the reduced density matrix of the subsystem A , and n is the Rényi index. The second equality comes from the replica method and is useful for holographic computations [36]. It has been shown that in the case of operator excitations, the departure from the maximally entangled state can be captured by its CoE, which can be interpreted as entanglement between quasi-particles [41].

This motivates us to consider the CoE in fermionic Gaussian states, with a broader motivation to see how far it can be used as a tool to characterize integrable and chaotic systems. In this paper, we derive an exact expression for the average eigenstate CoE for arbitrary bi-partition of the full system as a finite series. We show that the average CoE follows the volume-law, and the thermodynamic limit is approached from below, contrary to the behaviour of the average EE found in [8]. The behaviour of the average CoE (density) also differs from that of the average EE (density) in small subsystem size. It is convex with respect to the subsystem fraction f and vanishes in the limit $f \rightarrow 0$. The justification is that as one approaches the limit of the vanishingly small subsystem, the average CoE also vanishes due to maximal entanglement.

In this context, we study the complex SYK₂ model both analytically and numerically. In the thermodynamic limit, we derive an analytic expression for the average CoE which upper bounds the average CoE for fermionic Gaussian states. Moreover, in this limit, the variance of the average CoE becomes independent of the system size. When the subsystem size is half of the full system, the leading volume-law coefficient approaches a value of $\pi^2/8 - 1$. We recognize this as a distinguishing feature between integrable and quantum-chaotic systems.

CAPACITY FOR FERMIONIC GAUSSIAN STATES

In this section, we calculate the average eigenstate CoE in fermionic Gaussian states [45]. Since Gaussian states lie in the sub-manifold of pure states and are related by Bogoliubov transformation $W \in O(2N)$ [8], the average CoE is defined as

$$\langle C_A \rangle_G = \int_{W \in O(2N)} dW C_A(|J_W\rangle), \quad (2)$$

where the integration is over all Gaussian states $|J_W\rangle$. Following [8], one can use the complex structure of J , and compute $C_A(|J_W\rangle) = \sum_{j=1}^{V_A} c(x_i)$, where V_A is the subsystem size. From [41], we obtain the expression for $c(x_i)$ as

$$c(x_i) = \frac{1}{4}(1 - x_i^2) \left[\ln \left(\frac{1 + x_i}{1 - x_i} \right) \right]^2. \quad (3)$$

The average CoE is calculated as $\langle C_A \rangle_G = V_A \int_0^1 dx c(x) \rho(|x|) = \frac{V_A}{2} \lim_{\epsilon \rightarrow 0} \partial_\epsilon^2 I_\epsilon$, where we have considered the integral with parameter ϵ

$$I_\epsilon = \frac{1}{8} \int_{-1}^1 dx (1 - x^2) \left(\frac{1 + x}{1 - x} \right)^\epsilon \rho(|x|), \quad (4)$$

and the density function is given by the distribution [8].

$$\rho(|x|) = \frac{(1 - x^2)^\Delta}{V_A} \sum_{k=0}^{V_A-1} \frac{[\mathcal{P}_{2k}^{(\Delta, \Delta)}(|x|)]^2}{c_k}. \quad (5)$$

Here $\mathcal{P}_{2k}^{(\Delta, \Delta)}(|x|)$ is the Jacobi polynomial and $\Delta = V - 2V_A \geq 0$, where V is the size of the full system. The coefficients c_k are given by $c_k = 2^{2\Delta} [(2k + \Delta)!]^2 / [(2k)!(2k + 2\Delta)!(4k + 2\Delta + 1)]$ [8]. The integral (4) can be evaluated as a finite series, by using a series representation of Jacobi polynomials. After some simplifications (see Appendix A), we arrive at the following expression for the average CoE

$$\begin{aligned} \langle C_A \rangle_G &= \sum_{j=0}^{V_A-1} \frac{(2\Delta + 4j + 1)\Gamma(\Delta + 2)}{\Gamma(2j + 1)\Gamma(2j + 2\Delta + 1)} \\ &\times \sum_{m,k=0}^{2j} \mathcal{G}_1(k) \mathcal{G}_1(m) \mathcal{G}_2(k + m), \end{aligned} \quad (6)$$

where the functions $\mathcal{G}_1(p)$ and $\mathcal{G}_2(q)$ are given by

$$\begin{aligned} \mathcal{G}_1(p) &= (-1)^p \binom{2j}{p} \frac{\Gamma(2j + p + 2\Delta + 1)}{\Gamma(p + \Delta + 1)}, \\ \mathcal{G}_2(q) &= \frac{\Gamma(q + \Delta + 2)}{\Gamma(q + 2\Delta + 4)} \left([\Psi(q + \Delta + 2) - \Psi(\Delta + 2)]^2 \right. \\ &\quad \left. + \Psi_1(q + \Delta + 2) + \Psi_1(\Delta + 2) \right). \end{aligned} \quad (7)$$

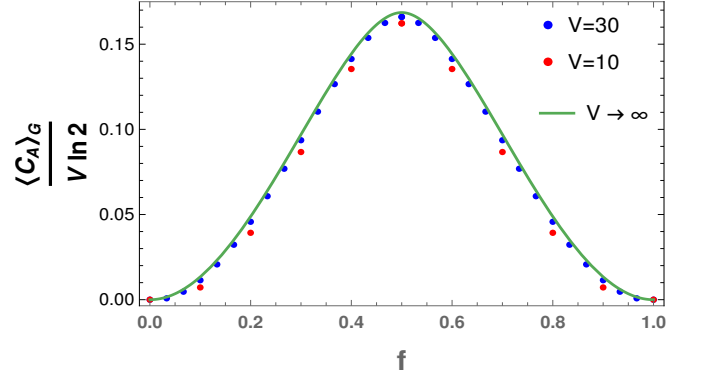


FIG. 1. Page curve of the average CoE in fermionic Gaussian states. The plots are obtained using the expression (6) for $V = 30$ (blue) and $V = 10$ (red) respectively. The continuous curve (green) is in the thermodynamic limit.

Here $\Psi(z)$ and $\Psi_1(z)$ are the digamma and trigamma functions respectively. Note that, the expression (6) is a general result which holds for arbitrary bi-partition of the full system. Following the observation made in [8], and using the complex SYK₂ model as an example, we show that the upper bound is obtained as the thermodynamic limit of random quadratic Hamiltonian.

For finite V and V_A , the behaviour of the average CoE with respect to subsystem size is shown in Fig.1. We refer it as the “Page curve” for the average CoE. The dotted points are obtained using (6), while the continuous curve is the exact expression in the thermodynamic limit, given by (13). For small $f = V_A/V$, the average CoE is a convex function of f , as seen from Fig.1. We also note that the thermodynamic limit is obtained from below. These two properties are in sharp contrast to that of the average EE as found in [8].

In Fig.2 (a), we have shown the deviation of the average CoE for a finite system size from its thermodynamic limit. The intercepts of linear-fit satisfy $|a_1| \leq 10^{-4}$, which implies that the deviation becomes small as we approach the thermodynamic limit.

CALCULATION OF VARIANCE

To see whether the average CoE is also typical, it is instructive to calculate the variance. The variance is defined as

$$(\Delta C_A)_G^2 = \int_0^1 dx c^2(x) \mathcal{K}_{x,x} - \int_0^1 d^2x c(x_1) c(x_2) \mathcal{K}_{x_1, x_2},$$

where the kernel \mathcal{K}_{x_1, x_2} is given by $\mathcal{K}_{x_1, x_2} = \sum_{j=0}^{V_A-1} \theta_j(x_1) \theta_j(x_2)$ [8]. The motivation is to take the thermodynamic limit $V \rightarrow \infty$, and see the dependence of the variance and the standard deviation on V . The result is shown in Fig.2 (b). Here we have plotted the standard

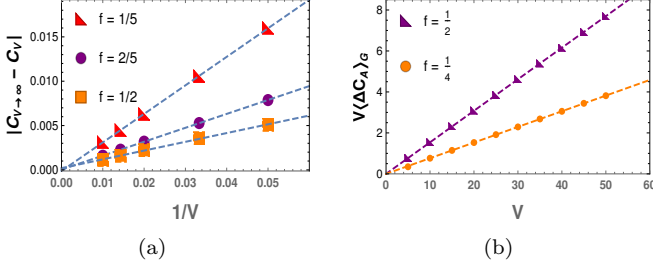


FIG. 2. (a) Deviation of finite V result from the result at the thermodynamic limit (Eq.(13)). The plots are done for finite subsystem fraction, $f = 1/5$ (red), $2/5$ (purple) and $1/2$ (orange) respectively. For all cases, the intercepts (a_1) satisfy $|a_1| \leq 10^{-4}$. (b) The standard deviation of the average CoE times the volume with respect to the full volume.

deviation times the total volume with respect to the total volume for two different values of subsystem fraction, namely, $f = 1/2$ (purple) and $f = 1/4$ (orange). Using the linear-fit, we see that the graph is a straight line with slope ≈ 0.7697 (purple) and ≈ 0.3820 (orange) for $f = 1/2$ and $f = 1/4$ respectively. This suggests that as we increase V (thus approaching the thermodynamic limit), the standard deviation $\langle\Delta C_A\rangle_G$ will not change, implying that the deviation approaches a constant value which depends on f but is independent of the full system size. This leads us to conjecture that

$$\lim_{V \rightarrow \infty} \langle\Delta C_A\rangle_G = g(f), \quad (8)$$

holds for all $f \leq 1/2$, where $g(f)$ is some smooth function of f but is independent of V . This behaviour is similar to case of EE [8, 28] and significantly departs from Page's result, where the variance exponentially vanishes at the thermodynamic limit.

COMPLEX SYK₂ MODEL

As an example of an integrable Hamiltonian [30], we study the average eigenstate CoE in the complex SYK₂ model. SYK model is a $(0+1)$ -dimensional quantum mechanical model of fermions, with all-to-all interactions, with random couplings. It is well-known that SYK₂ is integrable whereas SYK_q is non-integrable for $q > 2$. In recent years, it has emerged as an active research area both from the many-body perspective as well as from the gravity side [46–51]. See [52–58] for recent advancements.

Here we consider the complex SYK₂ model in Dirac formulation. We show that the results we have obtained in previous sections hold for the complex SYK₂ model in the thermodynamic limit. The system is given by the

following Hamiltonian [30]

$$\mathcal{H} = \sum_{j,k=1}^V M_{jk} \hat{c}_j^\dagger \hat{c}_k, \quad (9)$$

where the Hermitian matrix M is constructed from a Gaussian unitary ensemble (GUE). The elements of M are such that entries $M_{i \neq j}$ are complex, whose real and imaginary parts are independent and identically distributed with zero mean and variance $1/V$, whereas $M_{i=j}$, are identically distributed, real entries, with zero mean and variance $2/V$. The operators \hat{c}_i^\dagger and \hat{c}_j are the fermionic creation and annihilation operators at lattice-site i and j respectively. The Hamiltonian (9) does not exhibit chaos in the many-body sense, but it is chaotic in the single-body sense [30]. As observed in [20], for this model, the single-body correlation matrix can be obtained by considering the distribution of Jacobi ensemble, which further can be used to calculate entanglement measures. We follow the approach outlined in [20, 30]. First, we write the capacity for a single many-body eigenstate $|m\rangle$ of the form [41]

$$C_A^{(m)} = \sum_{i=1}^{V_A} u_i (1 - u_i) \left[\ln \left(\frac{1 - u_i}{u_i} \right) \right]^2, \quad (10)$$

where we have restricted to the subsystem A , and u_i 's are the eigenvalues obtained from the single-body correlation matrix. From the distribution of $\beta = 2$ -Jacobi ensemble given by [30, 59]

$$G_f(u) = \frac{1}{2\pi f} \frac{\sqrt{u(1-u) + f(1-f) - \frac{1}{4}}}{u(1-u)} \mathbb{I}_{[u_+, u_-]}, \quad (11)$$

where $u_{\pm} = \frac{1}{2} \pm \sqrt{f(1-f)}$, and the half-filling condition is imposed. The average CoE can be obtained as $\langle C_A \rangle = \int du G_f(u) C_A(u)$ with the limits $u \in [u_-, u_+]$. Note that the distribution (11) vanishes outside this interval. Changing $u = (\xi + 1)/2$, we get the average CoE

$$\langle C_A \rangle = \frac{V_A}{4\pi f} \int_{\xi_-}^{\xi_+} d\xi \left[\ln \left(\frac{1 - \xi}{1 + \xi} \right) \right]^2 \sqrt{f(1-f) - \frac{\xi^2}{4}}, \quad (12)$$

where $\xi_{\pm} = \pm 2\sqrt{f(1-f)}$ and this expression is valid for $f < 1/2$. For $f > 1/2$, we replace $V_A \rightarrow (V - V_A)$ and $f \rightarrow (1-f)$. The above integration can be evaluated exactly in a closed-form for all values of f . First, we write the expression (12) in a series form (see Appendix B for the derivation)

$$\langle C_A \rangle = \frac{4V_A}{\sqrt{\pi}} f(1-f)^2 \sum_{k=0}^{\infty} \frac{4^k \Gamma(k+3/2) \mathcal{H}_k}{(k+1)\Gamma(k+3)} f^k (1-f)^k, \quad (13)$$

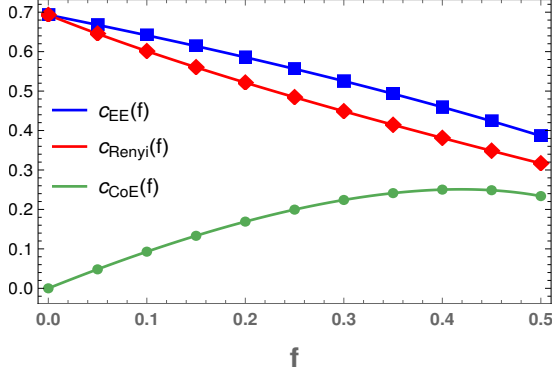


FIG. 3. Behaviour of the leading volume-law coefficient of average CoE, EE and second RE with respect to f in complex SYK₂ model. The continuous curves are the analytic results. At $f = 1/2$, the value of the coefficient of the average EE, second RE and CoE are $2 \ln 2 - 1$ (≈ 0.3862), $2 \ln 2 + 2 \ln(2 - \sqrt{2})$ (≈ 0.3167) and $\pi^2/8 - 1$ (≈ 0.2337) respectively. The numerical (discrete) plots are obtained for $V = 100$, with 100 Hamiltonian realizations averaged over 10^3 many-body eigenstates.

where \mathcal{H}_k is defined as $\mathcal{H}_k \equiv H_{2k+2} - \frac{1}{2}H_{k+1}$, and H_m is the m^{th} Harmonic number. The above series is valid for $f \leq 1/2$, whereas for $f > 1/2$, one needs to substitute $f \rightarrow (1 - f)$. At $f = 1/2$ we can evaluate the sum (13) explicitly, which gives $\langle C_A \rangle = (\pi^2/8 - 1)V_A$.

It is interesting to note the behaviour of leading volume-law coefficient in Eq.(13). We define the coefficient as

$$\lim_{V \rightarrow \infty} \frac{\langle C_A \rangle}{V_A} = c_{\text{CoE}}(f), \quad (14)$$

keeping $f = V_A/V$ fixed, and similarly for the average EE and second RE. The behaviour of each coefficient with f are shown in Fig.3. Here we note two important results. For $f \rightarrow 0$, the coefficients for the average EE and second RE are $\ln 2$, which corresponds to the maximal average entropy $V_A \ln 2$. The coefficient of average CoE vanishes as $c_{\text{CoE}}(f \rightarrow 0) = 0$, which can be seen from Eq.(13) (or Eq.(31)). At $f = 1/2$, the average EE and second RE show maximum deviation from their maximal value, but the average CoE is *not* maximum at $f = 1/2$. Instead, it reaches a maximal value where the entropies are *not minimal*. This reflects the fact that capacity is a good probe for quantifying partial entanglement structure [37] which was previously suggested in the context of replica wormholes [41–44].

To obtain the exact result, one needs to evaluate the infinite sum in Eq.(13). The series can be shown to be convergent (see Appendix C). Especially, we show that at small f , the series (13) converges exponentially faster than at $f = 1/2$ (see Fig.4 (a)). This suggests that considering only first few terms in the series (13) provides a good approximation to the exact result. The accuracy

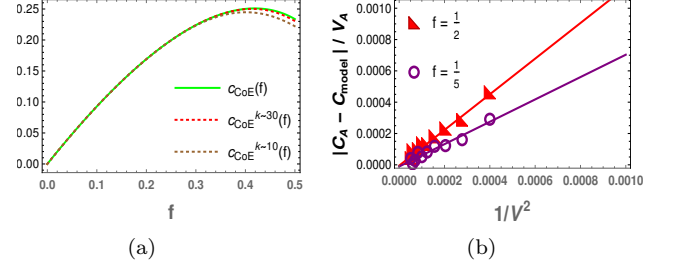


FIG. 4. (a) Convergence of Eq.(13) for the leading volume-law coefficient (14) of the average CoE. The dotted plots are the results of (13) taking the first k terms. (b) Finite-size effect of the coefficient of the average CoE. The fitting has been done for $V \geq 50$. The intercepts (a_1) of the linear-fit satisfy $|a_1| \leq 10^{-5}$.

and precision depends on f , and the number of terms one needs to consider (see Appendix C).

We also mention that, the series (13) can be written as a closed-form expression in terms of generalized Hypergeometric and Kampé de Fériet (KdF) functions (see Appendix D), but we prefer to use the simpler form (13) here to compare with numerical results.

As an alternative justification, one can directly check the result at $f = 1/2$ using the replica method. Using the expression for RE [57] and the definition (1), we obtain the leading volume-law coefficient of the average CoE at $f = 1/2$ as

$$c_{\text{CoE}} \Big|_{f=\frac{1}{2}} = \frac{4}{\pi} \lim_{n \rightarrow 1} n^2 \partial_n^2 \int_0^1 dk \frac{\ln(1 + k^{2n})}{1 + k^2} = \frac{\pi^2}{8} - 1,$$

which confirms our result.

We numerically calculate the coefficients of the average CoE, EE and second RE for $V = 100$, with 100 Hamiltonian realizations and averaging over 10^3 many-body eigenstates. We compare the numerical results with the analytic result in Eq.(13) in the thermodynamic limit (see Fig.3). It should be noted that the analytic result is in the thermodynamic limit, so a small deviation due to the finite-size is expected. We show the deviation due to the finite-size in Fig.4 (b) (also see Appendix E). Using the linear-fit ($a_0/V^2 + a_1$), we observe that the intercepts of the straight lines satisfy $|a_1| \leq 10^{-5}$. This implies that the finite-size effects are small and become negligible as we approach the thermodynamic limit.

Thus, we see that the behaviour of the average CoE is very different from that of the average EE and second RE. This is also apparent in the small f limit, where the entropies (density) are concave functions of f , whereas the average CoE (density) is a convex function of f . This can also be observed from the series expression (13). After a small f expansion and taking the first few terms of

the series, we get

$$\left. \frac{d^2 A(f)}{df^2} \right|_{f \rightarrow 0} > 0, \quad (15)$$

where $A(f) \equiv \langle C_A \rangle / (V \ln 2)$ i.e., the average CoE is convex at small f . One can also see that $d^2 A(f)/df^2 < 0$ near $f = 1/2$, i.e., it becomes concave (see Fig.1). This property is unique to the capacity and is absent in the entanglement or Rényi entropies.

This motivates us to see whether the average eigenstate CoE, having different characteristic features as compared to the average eigenstate entropies, can distinguish between integrable and quantum-chaotic systems [17]. It has been shown that in the case of quantum-chaotic Hamiltonian, the average eigenstate EE is near to maximal and closely follows Page's result [9, 17], which shows deviation near $f = 1/2$, only at finite temperature [26]. Following [17], and using the replica trick, we find that for finite-energy Gaussian density of states, the expression for the average CoE is given by

$$\langle C_A \rangle = V f(1-f)\beta^2 = V_A(1-f)\beta^2, \quad (16)$$

where β is the inverse temperature. This demonstrates that, at infinite temperature, the volume-law coefficient identically vanishes, irrespective of f . On the other hand, our result Eq.(13) indicates that the volume-law coefficient is non-vanishing for finite subsystem fraction. Also note at vanishing subsystem fraction, even for the integrable system, average CoE vanishes. This justifies the fact that for small subsystem size, the distinguishability between integrability and non-integrability breaks down. Hence, to see the difference, one needs to consider finite f , say at $f = 1/2$. This suggests that for finite subsystem size, up to the leading order, non-vanishing volume-law coefficient of average CoE might indicate that the system is integrable, whereas vanishing coefficient implies the system is quantum-chaotic. Thus, similar to the average EE, the average eigenstate CoE is an excellent probe for distinguishing between integrable and quantum-chaotic systems.

CONCLUSION

In this paper, we have studied the average eigenstate capacity of entanglement for the first time in fermionic Gaussian states and obtained explicit analytic expressions. The average CoE possesses different properties as compared to the average entropies; for example, it is a convex function for small subsystem size, but it starts to become concave once the subsystem size increases. In contrast to the entropies, it proportionally depends on subsystem fraction. Moreover, based on numerical findings, we conjecture the variance of the average CoE to

be a smooth function of f . It would be very interesting to find a closed-form expression of it.

We have considered the complex SYK₂ model, both analytically and numerically. In the thermodynamic limit, we have derived an analytic expression of the average CoE which we have verified numerically. As observed in Fig.3, the average CoE is not maximum at $f = 1/2$, which is attributed to the fact that the CoE is a good probe for the partial entanglement structure [37]. It will be interesting to understand the mechanism behind this behaviour in terms of entanglement. We have also shown in Fig.4 (b) that the finite-size effects are negligible as we approach the thermodynamic limit. Finally, based on above findings, we propose the average eigenstate CoE as a useful probe to distinguish between integrable and quantum-chaotic systems.

One can study the CoE for canonical thermal pure quantum (cTPQ) states [17, 23, 60, 61], which might play an important role in the context of the black hole information problem, as CoE has already been established as a good probe in identifying the Page time [43, 44]. Also, as a natural extension, it would be very exciting to investigate the CoE at finite temperature, and to see its effect on the nature of the Page curve itself. Moreover, as pointed out in [26], near $f = 1/2$ for quantum-chaotic Hamiltonians, the subleading correction to the EE is proportional to the square root of heat capacity. It would be interesting to obtain the subleading corrections to the CoE near $f = 1/2$.

ACKNOWLEDGEMENT

We thank B. Ananthanarayan, Aranya Bhattacharya, Arpan Bhattacharyya, Pawel Caputa, Chethan Krishnan and Aninda Sinha for useful suggestions and critical comments on the draft. BB is supported by the Ministry of Human Resource Development (MHRD), Government of India through the Prime Ministers' Research Fellowship. PN acknowledges financial support from University Grants Commission (UGC), Government of India.

Derivation of Eq.(6)

In this section, we derive Eq.(6). First, we rewrite the capacity (3) in the following form

$$c(x) = \frac{1}{4}(1-x^2) \lim_{\epsilon \rightarrow 0} \partial_\epsilon^2 \left(\frac{1+x}{1-x} \right)^\epsilon.$$

To calculate the average capacity, we consider the integral (Eq.(4))

$$I_\epsilon = \frac{1}{8} \int_{-1}^1 dx (1-x^2) \left(\frac{1+x}{1-x} \right)^\epsilon \rho(|x|), \quad (17)$$

with the density function in Eq.(5) and corresponding coefficients. To perform the above integral, we consider

the following series representation of Jacobi Polynomial

$$P_n^{(\alpha, \beta)}(z) = \frac{\Gamma(\alpha + n + 1)}{\Gamma(n + 1)\Gamma(\alpha + \beta + n + 1)} \times \sum_{m=0}^n \binom{n}{m} \frac{\Gamma(\alpha + \beta + n + m + 1)}{\Gamma(\alpha + m + 1)} \left(\frac{z-1}{2}\right)^m$$

Substituting the above expression in Eq.(17) we get

$$I_\epsilon = \sum_{j=0}^{V_A-1} \sum_{k,m=0}^{2j} \frac{(2\Delta + 4j + 1)(-1)^{k+m} \binom{2j}{k} \binom{2j}{m} 2^{-2\Delta-k-m-2} \Gamma(2j + k + 2\Delta + 1) \Gamma(2j + m + 2\Delta + 1)}{\Gamma(2j + 1) \Gamma(2j + 2\Delta + 1) \Gamma(k + \Delta + 1) \Gamma(m + \Delta + 1) V_A} \times \int_{-1}^{-1} dx (x + 1)^{\Delta+\epsilon+1} (1 - x)^{\Delta+k+m-\epsilon+1}. \quad (18)$$

We use the following integral

$$\int_{-1}^1 dx (1 - x)^a (x + 1)^b = \frac{2^{a+b+1} \Gamma(a + 1) \Gamma(b + 1)}{\Gamma(a + b + 2)},$$

to get

$$I_\epsilon = \sum_{j=0}^{V_A-1} \sum_{m,k=0}^{2j} \frac{(-1)^{k+m} \binom{2j}{k} \binom{2j}{m} \Gamma(2j + k + 2\Delta + 1) \Gamma(2j + m + 2\Delta + 1) \Gamma(k + m + \Delta - \epsilon + 2)}{V_A \Gamma(2j + 1) \Gamma(2j + 2\Delta + 1) \Gamma(k + \Delta + 1) \Gamma(m + \Delta + 1) \Gamma(k + m + 2\Delta + 4)} \times (2\Delta + 4j + 1) \Gamma(\Delta + \epsilon + 2). \quad (19)$$

Differentiating twice with respect to ϵ and taking the limit $\epsilon \rightarrow 0$, we get Eq.(6).

Derivation of Eq.(13)

In order to derive Eq.(13), we use the following series expansion

$$\ln \left(\frac{1-x}{1+x} \right) = -2 \sum_{n=0}^{\infty} \frac{x^{2n+1}}{2n+1},$$

valid for $|x| \leq 1$, which one can see holds for ξ . Therefore, the integral (12) becomes

$$\langle C_A \rangle = \frac{V_A}{4\pi f} \int_{\xi_-}^{\xi_+} d\xi \sum_{m=0}^{\infty} \sum_{n=0}^{\infty} \frac{4\xi^{2m+2n+2}}{(2m+1)(2n+1)} \times \sqrt{f(1-f) - \frac{\xi^2}{4}}.$$

Transforming the summation indices $(m, n) \mapsto (k, n)$, where $k = m + n$, we obtain the following summation

$$\langle C_A \rangle = \frac{V_A}{4\pi f} \int_{\xi_-}^{\xi_+} d\xi \sum_{k=0}^{\infty} \sum_{n=0}^k \frac{4\xi^{2k+2}}{(2k-2n+1)(2n+1)} \times \sqrt{f(1-f) - \frac{\xi^2}{4}}.$$

Rearranging the above equation, we can write it as

$$\langle C_A \rangle = \frac{V_A}{4\pi f} \sum_{k=0}^{\infty} \left(\sum_{n=0}^k \frac{1}{(2k-2n+1)(2n+1)} \right) \times \int_{\xi_-}^{\xi_+} d\xi 4\xi^{2k+2} \sqrt{f(1-f) - \frac{\xi^2}{4}}.$$

The summation in the parenthesis can be evaluated as follows.

$$\begin{aligned} \sum_{n=0}^k \frac{1}{(2k-2n+1)(2n+1)} &= \frac{1}{k+1} \sum_{n=0}^k \frac{1}{2n+1} \\ &= \frac{2H_{2k+2} - H_{k+1}}{2k+2} \equiv \frac{\mathcal{H}_k}{k+1}, \end{aligned}$$

where we have used the definition

$$\mathcal{H}_k \equiv H_{2k+2} - \frac{1}{2} H_{k+1}.$$

Here H_p denotes the p^{th} harmonic number. Thus, we get

$$\langle C_A \rangle = \frac{V_A}{4\pi f} \sum_{k=0}^{\infty} \frac{4\mathcal{H}_k}{k+1} \int_{\xi_-}^{\xi_+} d\xi \xi^{2k+2} \sqrt{f(1-f) - \frac{\xi^2}{4}} \quad (20)$$

Now, this integral is evaluated to get the following result

$$\int_{\xi_-}^{\xi_+} d\xi \xi^{2k+2} \sqrt{f(1-f) - \frac{\xi^2}{4}} = \frac{2^{2k+2} (f(1-f))^{k+2}}{\Gamma(k+3)} \times \Gamma(k+3/2) \sqrt{\pi}.$$

Plugging this result in Eq.(20) gives Eq.(13).

Convergence of the series (13)

In this section, we examine the convergence properties of Eq.(13). The series can be shown to be convergent by using the Ratio test. From Eq.(13), we have the n^{th} term of the series Eq.(13)

$$a_n = \frac{4^n f^n (1-f)^n (H_{2n+2} - \frac{1}{2} H_{n+1}) \Gamma(n+3/2)}{(n+1) \Gamma(n+3)}.$$

We consider the following limit

$$L = \lim_{n \rightarrow \infty} \left| \frac{a_{n+1}}{a_n} \right| = 4f(1-f). \quad (21)$$

Hence, we have $L < 1$ for $f < 1/2$, and the series is convergent. For $f = 1/2$, we have $L = 1$, and thus the test is inconclusive. Therefore, we use Raabe's test to check for the convergence. We consider the following

$$L = \lim_{n \rightarrow \infty} n \left(\frac{a_n}{a_{n+1}} - 1 \right) = \frac{5}{2}. \quad (22)$$

Since $L > 1$, we conclude that the series converges at $f = 1/2$, via Raabe's test.

It is also interesting to look at the convergence rate of the series at $f = 1/2$ and for $f < 1/2$. To do this, we note the ratio of the n^{th} term of the series for $f < 1/2$ and at $f = 1/2$, which is given by

$$R = \frac{a_n|_{f < 1/2}}{a_n|_{f = 1/2}} = 4^n f^n (1-f)^n. \quad (23)$$

By comparing the n^{th} term of the series in the above two cases, we see that for $f < 1/2$, the terms are suppressed exponentially in comparison to the terms at $f = 1/2$. Hence, the series converges exponentially faster for $f < 1/2$ than at $f = 1/2$ (see Fig.4 (a)). This can be further seen by the observation that, up to a required accuracy, the evaluation of the series for $f < 1/2$ takes significantly less number of terms to get the desired result as compared $f = 1/2$. As an example, for $f = 1/3$, evaluating 60 terms in the series (13) gives a result that

matches up to 6 significant digits with the result from numerical integration of Eq.(12). On the other hand, for $f = 1/2$, the evaluation of the first 1000 terms give a result which matches only up to 3 significant digits with numerical integration result. Hence, for small f , the sum (13) is equally good as compared with the exact result.

Closed form of Eq.(13)

Here we render Eq.(13) in a closed-form expression. From Eq.(13), we consider the sum

$$S = \sum_{k=0}^{\infty} \frac{4^k \Gamma(k+3/2) \mathcal{H}_k}{(k+1) \Gamma(k+3)} f^k (1-f)^k, \quad (24)$$

where $\mathcal{H}_k \equiv H_{2k+2} - \frac{1}{2} H_{k+1}$. We note the following identities for the digamma function

$$\begin{aligned} \Psi(z+1) &= \Psi(z) + \frac{1}{z}, \\ 2\Psi(2z) &= 2\ln 2 + \Psi(z) + \Psi\left(z + \frac{1}{2}\right), \end{aligned}$$

where the first one is the recurrence relation and the second is the Legendre duplication formula for digamma functions. Using the relations above we can write

$$\mathcal{H}_k = \frac{1}{2} \Psi\left(z + \frac{1}{2}\right) + \ln 2 + \frac{2\gamma k + \gamma + 2}{4k+2}, \quad (25)$$

where γ is the Euler-Mascheroni constant. Substituting the above in Eq.(24), we get

$$\begin{aligned} S &= \sum_{k=0}^{\infty} \frac{4^k \Gamma(k + \frac{3}{2}) \left(\frac{1}{2} \Psi(k + \frac{1}{2}) + \ln 2 + \frac{2\gamma k + \gamma + 2}{4k+2} \right)}{(k+1) \Gamma(k+3)} \\ &\quad \times f^k (1-f)^k. \end{aligned} \quad (26)$$

Of the three terms in the above summation the second and the third can be evaluated using MATHEMATICA. We get the following

$$\begin{aligned} \sum_{k=0}^{\infty} \frac{4^k \Gamma(k + \frac{3}{2}) \ln 2}{(k+1) \Gamma(k+3)} f^k (1-f)^k &= \frac{\ln 2}{4} \\ &\quad \times {}_3F_2 \left(\begin{matrix} 1 & 1 & \frac{3}{2} \\ 2 & 3 \end{matrix} \middle| 4f(1-f) \right), \end{aligned} \quad (27)$$

and

$$\begin{aligned} \sum_{k=0}^{\infty} \frac{4^k \Gamma(k + \frac{3}{2}) \left(\frac{2\gamma k + \gamma + 2}{4k+2} \right)}{(k+1) \Gamma(k+3)} f^k (1-f)^k &= \frac{\gamma(6-8f)}{24(f-1)^2} \\ &\quad + \frac{(2-\gamma)}{8} {}_3F_2 \left(\begin{matrix} 1 & 1 & \frac{1}{2} \\ 2 & 3 \end{matrix} \middle| 4f(1-f) \right). \end{aligned}$$

The first part in Eq. (26) seems intractable at first due to the presence of $\Psi(k+1/2)$ function so we cannot sum it directly. To do it we use a trick similar to the Feynman's trick for integrals, but for the summation here. We notice that if the summand is only the ratio of gamma functions then the sum can be written in terms of generalized Hypergeometric functions. We further note that

$$\frac{d\Gamma(x)}{dx} = \Psi(x)\Gamma(x).$$

Denoting the sum by S_1 we can write following

$$S_1 = \sum_{k=0}^{\infty} \frac{4^k \Gamma(k + \frac{3}{2})}{2(k+1)\Gamma(k+3)} f^k (1-f)^k \partial_z \left(\frac{\Gamma(k+z+\frac{1}{2})}{\Gamma(k+\frac{1}{2})} \right) \Big|_{z=0}$$

The derivative with respect to z in S_1 can be extracted out and the remaining series summation over gamma

functions can be summed to give

$$S_1 = \partial_z \left[\frac{\Gamma(z+\frac{1}{2})}{8\sqrt{\pi}} {}_4F_3 \left(\begin{matrix} 1 & 1 & \frac{3}{2} & z+\frac{1}{2} \\ \frac{1}{2} & 2 & 3 \end{matrix} \middle| 4f(1-f) \right) \right]_{z=0}.$$

Using the chain rule we perform the derivative and we get the following

$$S_1 = \frac{\Psi(1/2)}{8} {}_3F_2 \left(\begin{matrix} 1 & 1 & \frac{3}{2} \\ 2 & 3 \end{matrix} \middle| 4f(1-f) \right) + \frac{1}{8} \partial_{(z+\frac{1}{2})} \left[{}_4F_3 \left(\begin{matrix} 1 & 1 & \frac{3}{2} & z+\frac{1}{2} \\ \frac{1}{2} & 2 & 3 \end{matrix} \middle| 4f(1-f) \right) \right]_{z=0}, \quad (28)$$

where we have used the chain rule to perform the derivative. This is the same as taking the derivative of the above ${}_4F_3$ with respect to one of its parameters. The derivatives of the generalized Hypergeometric function with respect to its parameters can be written in term of KdF function (Eq.(32)). Here we quote the result

$$\frac{\partial}{\partial a_4} \left[{}_4F_3 \left(\begin{matrix} a_1 & a_2 & a_3 & a_4 \\ b_1 & b_2 & b_3 \end{matrix} \middle| x \right) \right] = x \frac{a_1 a_2 a_3}{b_1 b_2 b_3} F_{4:1:0}^{4:2:1} \left[\begin{matrix} a_1+1, a_2+1, a_3+1, a_4+1 : 1, a_4 : 1 \\ b_1+1, b_2+1, b_3+1, 2 : a_4+1; - \end{matrix} \middle| x, x \right], \quad (29)$$

where $F_{4:1:0}^{4:2:1}$ is the KdF function. Using the above relation, we get

$$S_1 = \frac{\Psi(1/2)}{8} {}_3F_2 \left(\begin{matrix} 1 & 1 & \frac{3}{2} \\ 2 & 3 \end{matrix} \middle| 4f(1-f) \right) + \frac{1}{4} f(1-f) F_{2:1:0}^{2:2:1} \left[\begin{matrix} 2, \frac{5}{2} : 1, \frac{1}{2}; 1 \\ 3, 4 : \frac{3}{2}; - \end{matrix} \middle| 4f(1-f), 4f(1-f) \right]. \quad (30)$$

Substituting all the results in Eq.(26), we get

$$\langle C_A \rangle_G = 4f(1-f)^2 V_A \left\{ -\frac{\gamma}{8} {}_3F_2 \left(\begin{matrix} 1 & 1 & \frac{3}{2} \\ 2 & 3 \end{matrix} \middle| 4f(1-f) \right) + \frac{(2-\gamma)}{8} {}_3F_2 \left(\begin{matrix} 1 & 1 & \frac{1}{2} \\ 2 & 3 \end{matrix} \middle| 4f(1-f) \right) + \frac{\gamma(3-4f)}{12(1-f)^2} + \frac{1}{4} f(1-f) F_{2:1:0}^{2:2:1} \left[\begin{matrix} 2, \frac{5}{2} : 1, \frac{1}{2}; 1 \\ 3, 4 : \frac{3}{2}; - \end{matrix} \middle| 4f(1-f), 4f(1-f) \right] \right\}, \quad (31)$$

where, $\gamma = 0.57721 \dots$ is the Euler-Mascheroni constant, ${}_3F_2$ is the generalized Hypergeometric function and $F_{2:1:0}^{2:2:1}$ is the KdF function (we have omitted the arguments for brevity). The above expression is in the thermodynamic limit and it upper bounds the average CoE for all fermionic Gaussian states. We mention that the ${}_3F_2$ functions can be further written in terms of simpler functions using MATHEMATICA command `FunctionExpand`, but the form given here is more compact and thus we leave them in this form.

Next, we discuss the convergence properties of the KdF

function that we encountered in Eq.(31). The KdF functions are two variable generalizations of hypergeometric function. They are used to represent the derivative of generalized hypergeometric functions, ${}_pF_q$, with respect to one of its parameters. They can also arise in the analytic continuation formulae for 2-variable Horn's function; for example, they arise in the standard analytic continuation of Appell F_2 around (∞, ∞) . They also appear in the indefinite integrals of the products of two and three Meijer G-functions. The KdF function is defined as follows

$$F_{l:m:n}^{p:q:k} \left[\begin{matrix} (a_p) : (b_q) ; (c_k) \\ (\alpha_l) : (\beta_m) ; (\gamma_n) \end{matrix} \middle| x, y \right] = \sum_{r=0}^{\infty} \sum_{s=0}^{\infty} \frac{\prod_{j=1}^p (a_j)_{r+s} \prod_{j=1}^q (b_j)_r \prod_{j=1}^k (c_j)_s}{\prod_{j=1}^l (\alpha_j)_{r+s} \prod_{j=1}^m (\beta_j)_r \prod_{j=1}^n (\gamma_j)_s} \frac{x^r}{r!} \frac{y^s}{s!}. \quad (32)$$

Unlike the one variable case where the radius of convergence is straightforward to calculate, the region of convergence (ROC) determination for the two-variable case is a non-trivial task. This is achieved using Horn's theorem. For the case of the KdF function the following standard results are obtained in [62, 63]

1. If $p + q < 1 + m + 1$, $p + k < l + n + 1$, then ROC is $|x| < \infty$, $|y| < \infty$,
2. If $p + q = l + m + 1$, $p + k = l + n + 1$, then the ROC is given by

$$\begin{cases} |x|^{\frac{1}{p-l}} + |y|^{\frac{1}{p-l}} & \text{if } p > l \\ \max(|x|, |y|) < 1 & \text{if } p \leq l \end{cases} \quad (33)$$

An important point to note is that the above convergence conditions do not tell anything about the boundary of the ROC. Also, since the KdF function has to be evaluated as a double sum, so it is imperative to check how many terms one needs to add in the series to get a precise result for a given (x, y) . The convergence rate for the double series of KdF is dependent on how close the point is to the boundary of the ROC. The closer the point is, the more the number of terms that are required to be added in order to get the result within a certain degree of accuracy. From Eq.(31) we get the KdF as $F_{2:1:0}^{2:2:1} [4f(1-f), 4f(1-f)]$, suppressing other arguments. We see that it satisfies the second condition in (33). Since $p = l$, and both x and y are same for our case, the ROC of the KdF function leads to the condition

$$\max(4f(1-f)) < 1 \quad (34)$$

which holds for $f < 1/2$. For $f = 1/2$, Eq.(13) is explicitly summed over, and we get $\langle C_A \rangle = (\pi^2/8 - 1)V_A$.

Numerical calculation

For numerical evaluation, we use the method outlined in [28, 30, 64, 65]. For the SYK₂ model, we have the following quadratic Hamiltonian

$$\mathcal{H} = \sum_{j,k=1}^V M_{jk} \hat{c}_j^\dagger \hat{c}_k, \quad (35)$$

The above can be diagonalized [66] to give the following form

$$\mathcal{H} = \sum_{a=1}^V \varepsilon_a \hat{d}_a^\dagger \hat{d}_a, \quad (36)$$

where ε is the diagonal matrix. The m -body eignekets for \mathcal{H} can be written as [30]

$$|m\rangle = \prod_{\{p_l\}_m} \hat{c}_l^\dagger |0\rangle, \quad m = 1, 2, 3, \dots, 2^V. \quad (37)$$

where $\{p_l\}_m$ denotes the m^{th} set of occupied one particle eigenket. We then introduce the number operator $N_p = 2(\hat{d}_a^\dagger \hat{d}_a) - 1$ for which $N_p |m\rangle = N_p^m |m\rangle$, $N_p^m = 1(-1)$ for site being filled (empty). Let U be the diagonalizing matrix for M , such that $\hat{c}_i = \sum_{q=1}^V U_{iq} \hat{d}_q$. Then the one body correlation matrix is given by [30]

$$(\mathcal{J}_m)_{ij} = 2 \langle m | \hat{c}_i^\dagger \hat{c}_j | m \rangle + \delta_{ij} = \sum_{p=1}^V N_p^m \hat{U}_{ip}^* \hat{U}_{jp}, \quad (38)$$

where $i, j \leq V_A$. Let $\lambda_i; i = 1, 2, \dots, V_A$ be the eigenvalues of the correlation matrix \mathcal{J}_m . Then we can write the capacity as

$$C_m = \frac{1}{4} \sum_{i=1}^{V_A} (1 - \lambda_i^2) \left[\log \left(\frac{1 + \lambda_i}{1 - \lambda_i} \right) \right]^2. \quad (39)$$

Averaging over all eigenstates, the average CoE is then given by

$$\overline{C} = \frac{1}{2^V} \sum_{m=1}^{2^V} C_m. \quad (40)$$

We calculate the value of the average eigenstate CoE using the analytic expression Eq.(13) and numerically using Eq.(40). We take $V = 100$, with 100 Hamiltonian realizations and averaged over 10^3 many-body eigenstates. The numerical plots agree with the analytical result (see Fig.4 (a)).

As the analytical result is valid in the thermodynamic limit, whereas the numerical results are obtained by considering finite lattice size, it is instructive to analyze the finite-size correction. For this, we calculate the following deficit

$$\mathcal{D} \equiv \frac{|C_{\text{analytic}} - \overline{C}_{\text{model}}|}{V_A}. \quad (41)$$

The table shows the numerical value of \mathcal{D} for $f = 1/5, 1/2$ and $V = 50, 60, \dots, 140$.

$f \backslash V$	50	60	70	80	90	100	110	120	130	140
1/5	2.91×10^{-4}	1.60×10^{-4}	1.23×10^{-4}	1.18×10^{-4}	8.17×10^{-5}	5.21×10^{-5}	7.93×10^{-5}	2.76×10^{-5}	6.56×10^{-6}	4.01×10^{-5}
1/2	4.63×10^{-4}	2.89×10^{-4}	2.31×10^{-4}	1.81×10^{-4}	1.32×10^{-4}	1.38×10^{-4}	1.00×10^{-4}	6.79×10^{-5}	9.16×10^{-5}	4.24×10^{-5}

The above values are plotted against $1/V^2$. We see the deficit vanishes as we increase V , i.e., as we approach the thermodynamic limit. The following are obtained using linear-fit (see Fig.4 (b))

$$\begin{aligned} \mathcal{D} &= -4.98242 \times 10^{-6} + \frac{1.13837}{V^2}, & \text{for } f = 1/2, \\ \mathcal{D} &= -1.07932 \times 10^{-5} + \frac{0.71396}{V^2}, & \text{for } f = 1/5. \end{aligned} \quad (42)$$

This justifies the agreement between numerical and analytical results in Fig.4 (b).

* (In alphabetical order) budhadityab@iisc.ac.in

† pratiknandy@iisc.ac.in

‡ tanaypathak@iisc.ac.in

- [1] G. Vidal, J. I. Latorre, E. Rico, and A. Kitaev, Phys. Rev. Lett. **90**, 227902 (2003), arXiv:quant-ph/0211074.
- [2] S. W. Hawking, Commun. Math. Phys. **43**, 199 (1975), [Erratum: Commun.Math.Phys. 46, 206 (1976)].
- [3] A. Almheiri, T. Hartman, J. Maldacena, E. Shaghoulian, and A. Tajdini, (2020), arXiv:2006.06872 [hep-th].
- [4] D. N. Page, Phys. Rev. Lett. **71**, 3743 (1993), arXiv:hep-th/9306083.
- [5] J. Sánchez-Ruiz, Phys. Rev. E **52**, 5653 (1995).
- [6] S. K. Foong and S. Kanno, Phys. Rev. Lett. **72**, 1148 (1994).
- [7] S. Sen, Phys. Rev. Lett. **77**, 1 (1996), arXiv:hep-th/9601132.
- [8] E. Bianchi, L. Hackl, and M. Kieburg, Phys. Rev. B **103**, L241118 (2021), arXiv:2103.05416 [quant-ph].
- [9] L. Vidmar and M. Rigol, Phys. Rev. Lett. **119**, 220603 (2017), arXiv:1708.08453 [cond-mat.stat-mech].
- [10] L. F. Santos and M. Rigol, Physical Review E **81** (2010), 10.1103/physreve.81.036206.
- [11] J. M. Deutsch, New Journal of Physics **12**, 075021 (2010).
- [12] M. Storms and R. R. P. Singh, Physical Review E **89** (2014), 10.1103/physreve.89.012125.
- [13] W. Beugeling, A. Andreanov, and M. Haque, Journal of Statistical Mechanics: Theory and Experiment **2015**, P02002 (2015).
- [14] J. R. Garrison and T. Grover, Phys. Rev. X **8**, 021026 (2018), arXiv:1503.00729 [cond-mat.str-el].
- [15] L. Vidmar, L. Hackl, E. Bianchi, and M. Rigol, Phys. Rev. Lett. **119**, 020601 (2017), arXiv:1703.02979 [cond-mat.stat-mech].
- [16] Y. Huang, Nucl. Phys. B **938**, 594 (2019), arXiv:1708.08607 [quant-ph].
- [17] T.-C. Lu and T. Grover, Phys. Rev. E **99**, 032111 (2019), arXiv:1709.08784 [cond-mat.stat-mech].
- [18] Y. O. Nakagawa, M. Watanabe, S. Sugiura, and H. Fujita, Nature Commun. **9**, 1635 (2018), arXiv:1703.02993 [cond-mat.stat-mech].
- [19] Y. Huang and Y. Gu, Phys. Rev. D **100**, 041901 (2017), arXiv:1709.09160 [hep-th].
- [20] C. Liu, X. Chen, and L. Balents, Phys. Rev. B **97**, 245126 (2018), arXiv:1709.06259 [cond-mat.str-el].
- [21] L. Vidmar, L. Hackl, E. Bianchi, and M. Rigol, Phys. Rev. Lett. **121**, 220602 (2018), arXiv:1808.08963 [cond-mat.stat-mech].
- [22] L. Hackl, L. Vidmar, M. Rigol, and E. Bianchi, Phys. Rev. B **99**, 075123 (2019), arXiv:1812.08757 [cond-mat.stat-mech].
- [23] H. Fujita, Y. O. Nakagawa, S. Sugiura, and M. Watanabe, JHEP **12**, 112 (2018), arXiv:1805.11610 [cond-mat.stat-mech].
- [24] E. Bianchi and P. Dona, Phys. Rev. D **100**, 105010 (2019), arXiv:1904.08370 [hep-th].
- [25] Q. Miao and T. Barthel, Phys. Rev. Lett. **127**, 040603 (2021), arXiv:1905.07760 [cond-mat.stat-mech].
- [26] C. Murthy and M. Srednicki, Phys. Rev. E **100**, 022131 (2019), arXiv:1906.04295 [cond-mat.stat-mech].
- [27] T. LeBlond, K. Mallayya, L. Vidmar, and M. Rigol, Phys. Rev. E **100**, 062134 (2019), arXiv:1909.09654 [cond-mat.stat-mech].
- [28] P. Łydzba, M. Rigol, and L. Vidmar, Phys. Rev. Lett. **125**, 180604 (2020), arXiv:2006.11302 [cond-mat.stat-mech].
- [29] Y. Huang, Nucl. Phys. B **966**, 115373 (2021).
- [30] P. Łydzba, M. Rigol, and L. Vidmar, Phys. Rev. B **103**, 104206 (2021), arXiv:2101.05309 [cond-mat.stat-mech].
- [31] R. H. Jonsson, L. Hackl, and K. Roychowdhury, Phys. Rev. Res. **3**, 023213 (2021), arXiv:2103.09657 [quant-ph].
- [32] G. De Palma and L. Hackl, (2021), arXiv:2107.11064 [quant-ph].
- [33] R. Modak and B. P. Mandal, Phys. Rev. A **103**, 062416 (2021).
- [34] M. Kumari and Álvaro M. Alhambra, “Eigenstate entanglement in integrable collective spin models,” (2021), arXiv:2108.09866 [quant-ph].
- [35] J.-S. Caux and J. Mossel, J. Stat. Mech. **1102**, P02023 (2011), arXiv:1012.3587 [cond-mat.str-el].
- [36] Y. Nakaguchi and T. Nishioka, JHEP **12**, 129 (2016), arXiv:1606.08443 [hep-th].
- [37] J. De Boer, J. Järvelä, and E. Keski-Vakkuri, Phys. Rev. D **99**, 066012 (2019), arXiv:1807.07357 [hep-th].
- [38] J. de Boer, V. Godet, J. Kastikainen, and E. Keski-Vakkuri, SciPost Phys. Core **4**, 019 (2021), arXiv:2007.11711 [quant-ph].
- [39] H. Yao and X.-L. Qi, Physical Review Letters **105** (2010), 10.1103/physrevlett.105.080501.
- [40] Y. O. Nakagawa and S. Furukawa, Phys. Rev. B **96**, 205108 (2017), arXiv:1708.08924 [cond-mat.str-el].
- [41] P. Nandy, JHEP **07**, 019 (2021), arXiv:2106.00228 [hep-th].

- [42] K. Okuyama, (2021), arXiv:2103.08909 [hep-th].
- [43] K. Kawabata, T. Nishioka, Y. Okuyama, and K. Watanabe, JHEP **05**, 062 (2021), arXiv:2102.02425 [hep-th].
- [44] K. Kawabata, T. Nishioka, Y. Okuyama, and K. Watanabe, (2021), arXiv:2105.08396 [hep-th].
- [45] Fermionic Gaussian states also play an important role in various other information-theoretic quantities like circuit complexity. See [67, 68] and the references therein.
- [46] A. Kitaev, “A simple model of quantum holography (Part 1),” (2015).
- [47] A. Kitaev, “A simple model of quantum holography (Part 2),” (2015).
- [48] S. Sachdev and J. Ye, Physical Review Letters **70**, 3339–3342 (1993).
- [49] S. Sachdev, Phys. Rev. Lett. **105**, 151602 (2010), arXiv:1006.3794 [hep-th].
- [50] J. Maldacena and D. Stanford, Phys. Rev. D **94**, 106002 (2016), arXiv:1604.07818 [hep-th].
- [51] R. A. Davison, W. Fu, A. Georges, Y. Gu, K. Jensen, and S. Sachdev, Phys. Rev. B **95**, 155131 (2017), arXiv:1612.00849 [cond-mat.str-el].
- [52] Y. Gu, A. Lucas, and X.-L. Qi, JHEP **09**, 120 (2017), arXiv:1708.00871 [hep-th].
- [53] J. Sonner and M. Vielma, JHEP **11**, 149 (2017), arXiv:1707.08013 [hep-th].
- [54] A. Haldar, S. Bera, and S. Banerjee, Phys. Rev. Res. **2**, 033505 (2020), arXiv:2004.04751 [cond-mat.str-el].
- [55] C. Kuhlenskamp and M. Knap, Physical Review Letters **124** (2020), 10.1103/physrevlett.124.106401.
- [56] P. Zhang, JHEP **06**, 143 (2020), arXiv:2004.05339 [hep-th].
- [57] P. Zhang, C. Liu, and X. Chen, SciPost Phys. **8**, 094 (2020), arXiv:2003.09766 [cond-mat.str-el].
- [58] D. Ish and M. Srednicki, “The sachdev-ye-kitaev model and free majorana variational states,” (2020), arXiv:2006.00728 [cond-mat.stat-mech].
- [59] P. Forrester, *Log-Gases and Random Matrices (LMS-34)* (Princeton University Press, 2010).
- [60] S. Sugiura and A. Shimizu, Phys. Rev. Lett. **108**, 240401 (2012), arXiv:1112.0740 [cond-mat.stat-mech].
- [61] S. Sugiura and A. Shimizu, Phys. Rev. Lett. **111**, 010401 (2013).
- [62] H. M. Srivastava and P. W. Karlsson, *Multiple Gaussian hypergeometric series* (E. Horwood ; Halsted Press, 1985).
- [63] B. Ananthanarayan, S. Friot, and S. Ghosh, Phys. Rev. D **101**, 116008 (2020), arXiv:2003.12030 [hep-ph].
- [64] I. Peschel, Journal of Physics A: Mathematical and General **36**, L205–L208 (2003).
- [65] I. Peschel and V. Eisler, Journal of Physics A: Mathematical and Theoretical **42**, 504003 (2009).
- [66] M. wen Xiao, “Theory of transformation for the diagonalization of quadratic hamiltonians,” (2009), arXiv:0908.0787 [math-ph].
- [67] R. Khan, C. Krishnan, and S. Sharma, Phys. Rev. D **98**, 126001 (2018), arXiv:1801.07620 [hep-th].
- [68] L. Hackl and R. C. Myers, JHEP **07**, 139 (2018), arXiv:1803.10638 [hep-th].