

# Transportation Polytope and its Applications in Parallel Server Systems

SUSHIL MAHAVIR VARMA and SIVA THEJA MAGULURI, Georgia Institute of Technology, USA

Parallel server system is a stochastic processing network widely studied in the context of manufacturing, supply chain, ride-hailing, call centers, etc. Heterogeneous customers arrive into the system and only a subset of servers can serve any given customer type depending on the flexibility graph. As the flexibility can be overlapping, scheduling decisions must be made to minimize the delay experienced by the customers. Exact analysis of delay is not possible and so, we consider the heavy traffic asymptotic regime, wherein the arrival rate is loaded up to approach the service rate. We consider the general case when the so called complete resource pooling (CRP) is not satisfied. Recent work [23] established that when the MaxWeight scheduling algorithm is used, the state space collapses (SSC) into a lower dimensional subspace, and characterized the mean delay in terms of the dimension of SSC.

Building upon this result, the goal of our paper is to design, analyze and improve the flexibility graph such that the dimension of SSC is minimized. First, we characterize the SSC and thus, the mean delay performance in terms of a given flexibility graph. Using this result, we next study the problem of designing the sparsest flexibility graph that leads to a target SSC dimension. We establish a necessary and sufficient condition on the number of edges required, and provide an algorithm to construct such a graph. Finally, we consider the question of how to improve a given flexibility graph if one is allowed to add a single additional edge. We propose an algorithm that adds the new edge leading to the maximum possible benefit.

The above results are obtained by identifying a connection to the transportation polytope, and adding to a long line of literature, we develop new theoretical results for it. These results are therefore of independent interest. Fluid supply  $\mu \in \mathbb{Z}_+^m$  is to be transported to meet the demand  $\nu \in \mathbb{Z}_+^n$ . The set of all assignments  $x \in \mathbb{R}_+^{m \times n}$  that divide the supply to meet the demand is called the transportation polytope. We establish novel results on the connectivity of the so-called support graphs, which characterizes the SSC in the parallel server system for any given flexibility structure. We also obtain new results on the extreme points of the transportation polytope, which serve as a guidebook in designing sparse flexibility graphs with desired SSC dimension.

## ACM Reference Format:

Sushil Mahavir Varma and Siva Theja Maguluri. 2021. Transportation Polytope and its Applications in Parallel Server Systems. 1, 1 (December 2021), 36 pages.

## 1 INTRODUCTION

Many service and operational systems such as production systems [37], call centers [38], computer systems [43], etc are modeled as parallel server system in the literature [4, 14, 15, 20, 31, 37, 42, 43]. In a parallel server system, multiple types of customers  $\mathcal{I} = \{1, 2, \dots, m\}$  arrive and depending on the capability of the servers  $\mathcal{J} = \{1, 2, \dots, n\}$ , they can only be served by a subset of the types of servers given by a flexibility graph  $G(\mathcal{I} \cup \mathcal{J}, \mathcal{E})$  with  $\mathcal{E} \subseteq \mathcal{I} \times \mathcal{J}$ . For example, in the case of production systems, servers are manufacturing plants with flexible capabilities. Customers are the stochastic demand of different products that arrive into the system. As the set of compatible customers can be overlapping for different servers, scheduling decisions must be made. The question of interest is to design simple, yet approximately optimal scheduling policies such that

---

Authors' address: Sushil Mahavir Varma, sushil@gatech.edu; Siva Theja Maguluri, siva.theja@gatech.edu, Georgia Institute of Technology, Atlanta, Georgia, USA.

---

the delay is minimized. Minimizing delay leads to an operationally efficient system and improves the experience of the users.

As the exact analysis of the delay is a challenging problem, the parallel server system has been studied in asymptotic regimes, like heavy traffic. Under the heavy traffic regime, the multidimensional state of the system collapses onto a lower-dimensional subspace which makes it more amenable to analysis. This phenomenon is known as state space collapse (SSC). Under certain conditions, known as complete resource pooling (CRP), the lower dimensional subspace is single dimensional. In other words, the system collapses onto a line, and thus behaves like a single server queue where all the resources are pooled together to meet the incoming demand. The dimension of the SSC and the CRP condition primarily depends on the scheduling algorithm and flexibility graph  $G(\mathcal{I} \cup \mathcal{J}, \mathcal{E})$  between customers and servers. For example, for a fully flexible system, i.e.  $\mathcal{E} = \mathcal{I} \times \mathcal{J}$ , the resources are trivially pooled together implying CRP. Under the CRP condition, it was shown in [37, 40] that, the so-called max-weight scheduling algorithm which gives priority to longer queues, minimizes the sum of queue length in heavy traffic. More recent work [23] characterized the expected queue length under max-weight when CRP condition is not satisfied.

Thus, max-weight scheduling algorithm has optimal performance when the CRP condition is satisfied. In more generality, it is advantageous for the state space to collapse onto a low dimensional subspace. Motivated by this observation, we consider the problem of designing the flexibility between the customers and servers to minimize the dimension of the SSC, and we want to do this using as few edges as possible. Note that, we consider the parallel server system operating under max-weight scheduling algorithm. Thus, the SSC depends only on the flexibility graph  $G(\mathcal{I} \cup \mathcal{J}, \mathcal{E})$ . More precisely, we consider the following three questions:

- Q1. What is the dimension of SSC under max-weight scheduling for a given flexibility graph?
- Q2. How to design the sparsest flexibility graph that leads to SSC of a given dimension?
- Q3. Suppose a flexibility graph is given, and one is allowed to add a single additional edge, where should it be added, so that the SSC dimension of the resulting graph is the lowest?

In the context of production systems, the results to these problems serve as a guidebook in designing the capabilities of the manufacturing plants and implementing upgrades for an established production system. Similarly, it is useful in guiding the training of the employees in call centers as the edges in parallel server system corresponds to the skill sets of the employees.

In order to answer these questions, we will rehash them in the context of a transportation polytope. A transportation problem is a fluid equivalent of the parallel server system. In particular, fluid supply  $\boldsymbol{\mu} \in \mathbb{Z}_+^n$  from  $n$  sources is to be transported to meet the demands  $\boldsymbol{\nu} \in \mathbb{Z}_+^m$  at  $m$  destinations. The set of all the feasible assignments  $\boldsymbol{x} \in \mathbb{R}_+^{m \times n}$  constitutes the transportation polytope, where  $x_{ij}$  is the amount of type  $i$  demand met using type  $j$  supply. Support graph of a feasible assignment  $\boldsymbol{x}$  is a bipartite graph on the demand nodes and supply nodes, with edges corresponding to the positive components of the assignment  $\boldsymbol{x}$ . In the rest of the exposition, we use support graph and the corresponding feasible assignment interchangeably.

## 1.1 Main Contribution

We now present the main contributions of the paper. In particular, we present three results on the transportation polytope, which are used to answer the above three questions on parallel server queues.

It is known that the support graphs of the extreme points of the transportation polytope are forests. We provide necessary and sufficient conditions for the existence of an extreme point whose support graph has  $d$  connected components for any  $1 \leq d \leq \min\{m, n\}$ . In particular, we show that the extreme point with the best connectivity has exactly  $d_\star = \max\{1, m + n - \sum_{i=1}^m v_i / \text{GCD}(\boldsymbol{\nu}, \boldsymbol{\mu})\}$

connected components in its support graph. This implies that the polytope has an extreme point that is a tree if and only if

$$\sum_{i=1}^m v_i \geq (m+n-1)\text{GCD}(\mathbf{v}, \boldsymbol{\mu}). \quad (1)$$

We also present Algorithm 2 in Section 2.2, a polynomial time algorithm to find an extreme point with the best connectivity.

We use these results to answer Q2 on parallel server system. We show that to attain SSC with dimension  $d$ , at least  $m+n-d + \mathbb{1}\{d < d_\star\}$  number of edges are required in the flexibility graph. We then show that Algorithm 2 can be used to construct such a flexibility graph. In particular, for  $d = 1$ , if  $\sum_{i=1}^m v_i \geq (m+n-1)\text{GCD}(\mathbf{v}, \boldsymbol{\mu})$ , then  $m+n-1$  edges are sufficient to design a flexibility graph such that the CRP condition is satisfied. On the other hand, if  $\sum_{i=1}^m v_i < (m+n-1)\text{GCD}(\mathbf{v}, \boldsymbol{\mu})$ , then one additional edge is required to ensure CRP. It was shown in [37] that either  $(m+n-1)$  or  $(m+n)$  edges are enough to ensure CRP. Here, we provide the exact condition when  $(m+n-1)$  are sufficient.

We then consider the transportation problem when each demand can only be met by a subset of supply nodes. These constraints are captured by the flexibility graph. The set of all feasible assignments that respect the flexibility graph forms the transportation polytope with limited flexibility (TPLF). We investigate the question of characterizing the support graph with maximum possible connectivity in a TPLF and finding it. We show that for a given TPLF, some of the edges in a flexibility graph are redundant, i.e., none of the feasible assignments use them. We define the number of effective resource pools (ERP number) of a TPLF to be the number of connected components in the flexibility graph after the redundant edges are removed. We show that any support graphs in a TPLF have at least ERP number of connected components. We provide Algorithm 3 in Section 2.3 that characterizes the support graph with ERP number of connected components.

We use these results to answer Q1 on parallel server system. We show that the dimension of the SSC is equal to the ERP number. We then show that Algorithm 3 can be used to find the dimension of SSC and also to characterize the subspace into which SSC occurs.

The last question we investigate on transportation polytope is the following. Suppose that a flexibility graph is given, and one is allowed to add a single additional edge to it, where should it be added in order to minimize the ERP number of the resultant TPLF? We show that if adding an edge results in forming a cycle, then the ERP number is reduced by the number of redundant edges in the cycle. Thus, the edge that results in a cycle with maximum number of redundant edges should be added. We present Algorithm 4 in Section 2.4 to find such an edge.

We use these results to answer Q3 on parallel server system. Note that, ERP number of a TPLF is equal to the dimension of the SSC. Thus, adding the edge corresponding to the output of Algorithm 4, reduces the dimension of SSC of the resultant graph. We present an example, where adding a single edge reduce the dimension of SSC from  $n$  to one.

## 1.2 Literature Review

We first outline the line of work pertaining to the heavy traffic analysis in queueing theory. A well-studied framework is to use diffusion limits and study the resultant Brownian control problem. The seminal paper by Kingman [28] analyzes the G/G/1 queue using diffusion limits. This method was generalized to analyze stochastic processing networks like heterogeneous customers [19], generalized switch [40], generalized Jackson networks [13], etc. This method is also employed in the literature to analyze the parallel server queues [4, 20, 31, 33]. An alternate, more direct approach is the drift method. It was introduced in [12] to analyze supermarket checkout model, and

further generalized to analyze switch [32], and generalized switch [23]. The discrete time model of a parallel server queue is subsumed in the generalized switch model and is analyzed in [23]. Some other methods that can be used to analyze such queueing systems include transform method [24], basic adjoint relationship (BAR) method [6], and Stein's method [17].

There is a long line of literature on designing and analyzing scheduling policies in parallel server queues [4, 14, 15, 20, 31, 37, 42, 43] using the methods outlined in the previous paragraph. N-Network is a special case of parallel server queue which has gotten significant interest in the literature [4, 10, 15, 20, 34, 42]. To quote from [15], "N-system is one of the simplest parallel server system models that retains much of the complexity inherent in more general models".

Max-Weight scheduling algorithm is known to have a superior delay performance in the context of stochastic processing networks. Tassiulas and Ephremides proposed the celebrated max-weight algorithm in their seminal paper [41]. This led to a huge surge of papers in the context of routing and scheduling in stochastic processing networks and the book [39], presents an excellent exposition. Max-weight was shown to be nearly heavy traffic optimal in [32] and the analysis was extended to the context of generalized switch in [23].

The work closest to ours is [37], in which optimality of max-weight in the context of parallel server queues was established. They also showed that  $m + n$  edges in the flexibility graph are sufficient to ensure CRP. They also construct counter examples showing that  $m + n - 1$  edges may not be sufficient. We, on the other hand, conduct a more fine tuned analysis by developing theory in the context of transportation polytope. We present necessary and sufficient conditions such that  $m + n - 1$  edges are sufficient and also extend it to design non-CRP systems. We also present results pertaining to improving a given flexibility graph by adding an edge.

Transportation problem was one of the first linear programming problems that were investigated in the literature [21, 26, 30]. Koopmans received the Nobel Prize in Economics for his work in this area (see: [22]). The books [3, 11, 29] provides excellent survey of the results and open problems on transportation polytope. Some of the problems of interest are counting the number of vertices [9] and the number of faces of the transportation polytope [35]. There is also a long of work [7, 27] analyzing the diameter of a transportation polytope which relates to the Hirsch conjecture for a general polytope [2, 36].

### 1.3 Notation

We denote the set of numbers  $\{1, 2, \dots, n\}$  by  $[n]$ . All the vectors in the paper are boldfaced. Vector of ones and vector of zeros with dimension  $n$  are denoted by  $\mathbf{1}_n$  and  $\mathbf{0}_n$  respectively. For a vector  $\mathbf{y} \in \mathbb{Z}_+^n$ , we denote the greatest common divisor of its components by  $\text{GCD}(\mathbf{y})$ . For two vectors  $\mathbf{y}, \mathbf{z} \in \mathbb{R}_+^n$ , we denote the Euclidean inner product between them by  $\langle \mathbf{y}, \mathbf{z} \rangle$ . A matrix of ones and a matrix of zeros of dimension  $m \times n$  are denoted by  $\mathbf{1}_{m \times n}$  and  $\mathbf{0}_{m \times n}$  respectively. For two matrices  $A, B \in \mathbb{R}_+^{m \times n}$ , we denote the Hadamard product by  $\langle A, B \rangle$ .

## 2 TRANSPORTATION POLYTOPE

This section is divided into four parts. In the first part, we present the preliminaries of transportation polytope required for our analysis. In the next three parts, we will present our three main contributions outlined in Section 1.1.

### 2.1 Preliminaries

Given the set of demand nodes  $\{1, \dots, m\}$  denoted by  $\mathcal{I}$ , and the set of supply nodes  $\{1, \dots, n\}$  denoted by  $\mathcal{J}$  - the transportation problem is defined as satisfying the demand  $\mathbf{v} \in \mathbb{Z}_+^m$  using the available supply  $\boldsymbol{\mu} \in \mathbb{Z}_+^n$ . Denote by  $x_{ij}$ , the amount of  $i$  type of demand satisfied using  $j$  type of supply. Then, the set of solutions  $\mathbf{x} \in \mathbb{R}_+^{m \times n}$  of the transportation problem is given by the following

so called transportation polytope:

$$\mathcal{T} = \left\{ \mathbf{x} \in \mathbb{R}_+^{m \times n} : \sum_{j=1}^n x_{ij} = v_i \forall i \in \mathcal{I}, \sum_{i=1}^m x_{ij} = \mu_j \forall j \in \mathcal{J} \right\}.$$

It is intuitive and well known that  $\mathcal{T}$  is non-empty if and only if  $\sum_{i=1}^m v_i = \sum_{j=1}^n \mu_j$ . The transportation problem can be imagined as a complete bipartite graphs with demand and supply as the two sides as illustrated in Figure 1. We can also interpret it as assigning values to a matrix  $\mathbf{x} \in \mathbb{R}_+^{m \times n}$  with a prescribed row and column sums as shown in Fig 2. The assignment problem is

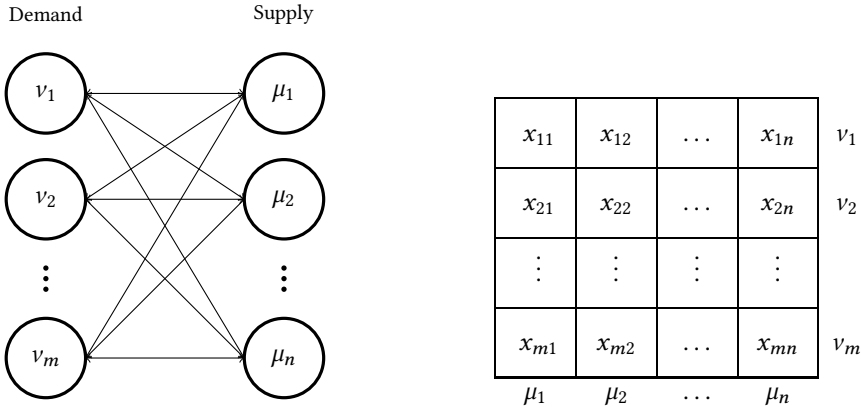


Fig. 1. Bipartite Graph Representation of the Transportation Problem Fig. 2. Matrix Representation of Transportation Problem

a special case of transportation problem with  $\mathbf{v} = \mathbf{1}_m$  and  $\boldsymbol{\mu} = \mathbf{1}_n$  and the corresponding polytope  $\mathcal{T}$  is famously known as the Birkhoff Polytope. It is well known that [5] the extreme points of the Birkhoff polytope are set of all permutation matrices, i.e. each row and column contains exactly one non-zero element which is equal to one. Such an explicit characterization of extreme points of a transportation polytope for any given  $(\mathbf{v}, \boldsymbol{\mu})$  is not known in the literature. However, many properties of extreme points are known and we will outline some of them here which will be useful for our exposition.

Define  $A \in \{0, 1\}^{mn \times (m+n)}$  to be the matrix corresponding to the constraint set of  $\mathcal{T}$  and  $\mathbf{b} = (\mathbf{v}, \boldsymbol{\mu})$  such that  $\mathcal{T} = \{\mathbf{x} \in \mathbb{R}_+^{mn} : A\mathbf{x} = \mathbf{b}\}$ . Note that, with a little abuse of notation, we denote the vector formed by stacking the columns of  $\mathbf{x} \in \mathbb{R}_+^{m \times n}$  on top of each other also by  $\mathbf{x} \in \mathbb{R}_+^{mn}$ . It is known that each sub-determinant of  $A$  is  $\pm 1$ , thus  $A$  is totally unimodular (TU) [3, Lemma 2.3]. This immediately implies the following:

LEMMA 2.1 (COROLLARY 2.11, [3]). *If  $\mathbf{v}$  and  $\boldsymbol{\mu}$  are integer vectors, then all the extreme points of the transportation polytope  $\mathcal{T}$  are integer matrices.*

Next, given a  $\mathbf{x} \in \mathcal{T}$ , denote a bipartite graph corresponding to the support of  $\mathbf{x}$  by  $G(\mathcal{I} \cup \mathcal{J}, \mathcal{B}(\mathbf{x}))$ , i.e.  $\mathcal{B}(\mathbf{x}) \triangleq \{(i, j) : x_{ij} > 0\}$ . Now, we present the following lemma that relates extreme point of  $\mathcal{T}$  to properties of the support graph  $\mathcal{B}(\cdot)$ .

LEMMA 2.2 (THEOREM 4, [29]). *The point  $\mathbf{x} \in \mathcal{T}$  is an extreme point if and only if  $\mathcal{B}(\mathbf{x})$  is a spanning forest. Moreover,  $\mathbf{x}$  is a non-degenerate extreme point if and only if  $\mathcal{B}(\mathbf{x})$  is a spanning tree.*

Intuitively, if  $\mathcal{B}(\mathbf{x})$  contains a cycle, then we can perturb the components of  $\mathbf{x}$  corresponding to the cycle by  $\pm\epsilon$  such that the resulting vector belongs to  $\mathcal{T}$ . Thus,  $\mathbf{x}$  cannot be an extreme point of  $\mathcal{T}$ . Now, we present an algorithm that allows us to find all the extreme points of  $\mathcal{T}$  outlined in Algorithm 1. In each iteration, Algorithm 1 arbitrarily chooses one supply and one demand node,

---

**Algorithm 1:** Extreme Points of Transportation Polytope

---

**Input**                 :  $\nu, \mu$   
**Initialization:**  $\tilde{\mathcal{I}} = \mathcal{I}, \tilde{\mathcal{J}} = \mathcal{J}, \tilde{\mathbf{x}} = \mathbf{0}_{m \times n}$   
**while**  $\tilde{\mathcal{I}} \neq \emptyset$  and  $\tilde{\mathcal{J}} \neq \emptyset$  **do**  
    Choose  $i \in \tilde{\mathcal{I}}, j \in \tilde{\mathcal{J}}$  and set  $\tilde{x}_{ij} = \min\{\nu_i, \mu_j\}$ ;  
    **if**  $\nu_i \leq \mu_j$  **then**  
    |  $\tilde{\mathcal{I}} \leftarrow \tilde{\mathcal{I}} \setminus \{i\}$   
    **end**  
    **if**  $\nu_i \geq \mu_j$  **then**  
    |  $\tilde{\mathcal{J}} \leftarrow \tilde{\mathcal{J}} \setminus \{j\}$   
    **end**  
     $\nu_i \leftarrow \nu_i - \min\{\nu_i, \mu_j\}, \mu_j \leftarrow \mu_j - \min\{\nu_i, \mu_j\}$   
**end**  
**Return:**  $\tilde{\mathbf{x}}$

---

and greedily meets the maximum possible demand using the available supply. This is repeated until all the demand is met and all the supply has been exhausted. The following lemma ensures that Algorithm 1 can output all possible extreme points of  $\mathcal{T}$ .

**LEMMA 2.3 (COROLLARY 8.1.4, [8]).** *The extreme points of  $\mathcal{T}$  are exactly those matrices that results by carrying out Algorithm 1 in all possible ways.*

Thus, for any given  $(\nu, \mu)$ , we can use Algorithm 1 to find extreme points of the transportation polytope  $\mathcal{T}$ . In some cases, algebraic characterization of the extreme points are also known. For example, all the extreme points of the Birkhoff polytope are permutation matrices.

We conclude this section with a discussion on the connectivity of the support graph. Necessary and sufficient conditions such that *all* the extreme points of  $\mathcal{T}$  are trees is known and such a polytope is called generic.

*Definition 2.4 (Generic Polytope, Definition 2.8 [3]).* Transportation polytope  $\mathcal{T}$  is generic if and only if for any  $\tilde{\mathcal{I}} \subsetneq \mathcal{I}$ , there does not exist any  $\tilde{\mathcal{J}} \subsetneq \mathcal{J}$  such that  $\sum_{i \in \tilde{\mathcal{I}}} \nu_i = \sum_{j \in \tilde{\mathcal{J}}} \mu_j$ .

Thus, for all the extreme points, the support graph is a tree. In this paper, we will further extend the understanding of the extreme points of a transportation polytope and connectivity of the support graph in the further sections.

## 2.2 Connectivity of Support Graph Corresponding to Extreme Points

In this section, we analyze the connectivity of the support graph  $G(\mathcal{I} \cup \mathcal{J}, \mathcal{B}(\mathbf{x}))$  for extreme points  $\mathbf{x} \in \mathcal{T}$ . For a generic polytope,  $G(\mathcal{I} \cup \mathcal{J}, \mathcal{B}(\mathbf{x}))$  is a tree for any extreme point  $\mathbf{x}$  of  $\mathcal{T}$ . On the other hand, **no such conditions are known** such that there *exists*  $\mathbf{x} \in \mathcal{T}$  such that  $G(\mathcal{I} \cup \mathcal{J}, \mathcal{B}(\mathbf{x}))$  is a tree. In general, generic polytope may not be a necessary condition for existence of a tree. For example,  $\nu = \mu = (1, 2)$  is NOT a generic polytope but there exists an extreme point that is a tree as shown in Figure 3. In this section, we present necessary and sufficient conditions such that an extreme point whose support graph is a tree exists and outline a polynomial time algorithm to

$$\mathbf{x} = \begin{pmatrix} 0 & 1 \\ 1 & 1 \end{pmatrix}$$

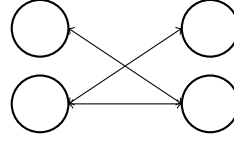


Fig. 3. A non-degenerate extreme point  $\mathbf{x}$  and the corresponding support graph for a non-generic transportation polytope defined by  $\mathbf{v} = \boldsymbol{\mu} = (1, 2)$

find it. For a given  $1 \leq d \leq \min\{m, n\}$ , we also provide necessary and sufficient conditions such that there exists a support graph of an extreme point with  $d$  connected components. The result is presented below:

**THEOREM 2.5.** *Consider a transportation polytope  $\mathcal{T}$  defined by  $(\mathbf{v}, \boldsymbol{\mu})$ . Suppose, support graph of any extreme point has at most  $d^*$  connected components. Then, there exists extreme point such that the support graph has  $d$  connected components if and only if  $d \in \{d_*, \dots, d^*\}$ , where*

$$d_* = \max \left\{ 1, m + n - \frac{\sum_{i=1}^m v_i}{\text{GCD}(\mathbf{v}, \boldsymbol{\mu})} \right\}.$$

Note that, there exists an extreme point such that the support graph is a tree if and only if  $d_* = 1$ , or equivalently, if  $\sum_{i=1}^m v_i \geq (m + n - 1)\text{GCD}(\mathbf{v}, \boldsymbol{\mu})$ . This is presented in the following corollary.

**COROLLARY 2.6.** *There exists an extreme point of  $\mathcal{T}$  such that the support graph is a tree if and only if  $\sum_{i=1}^m v_i \geq (m + n - 1)\text{GCD}(\mathbf{v}, \boldsymbol{\mu})$ .*

We will present a polynomial time algorithm to also find such an extreme point, or in general, an extreme point such that the support graph has  $d_*$  number of connected components. Before that, we present a few remarks on the result presented in Theorem 2.5.

Note that, if the support graph has  $d$  connected components, then the corresponding extreme point has  $m + n - d$  positive components. Thus, for any extreme point  $\mathbf{x} \in \mathcal{T}$ ,  $m + n - d^*$  is the minimum number of non-zero components. This implies that the extreme point  $\mathbf{x}^*$  corresponding to  $d^*$  is the solution of a fixed cost transportation problem given below:

$$\min_{\mathbf{x} \in \mathcal{T}} \sum_{i=1}^m \sum_{j=1}^n \mathbb{1}\{x_{ij} > 0\}.$$

In particular, a unit cost is incurred if any amount of demand of type  $i$  is met using supply of type  $j$ .

Next, observe that if  $d^* = 1$ , then all the extreme points are non-degenerate implying that  $\mathcal{T}$  is a generic polytope. It is NP-complete to verify that a given transportation polytope is generic (can be reduced to a subset sum problem which is NP-complete), implying that finding  $d^*$  is an NP-hard problem. Thus, there does not exist a polynomial time algorithm to characterize  $d^*$ . We present the following non-polynomial time characterization of  $d^*$  which is an extension of the definition of generic polytope.

**LEMMA 2.7 (DEGENERACY OF TRANSPORTATION POLYTOPE WITH A GIVEN DEGREE).** *There exists an extreme point such that the support graph has at least  $d$  connected components if and only if there exists a disjoint cover  $\{\mathcal{I}_l\}_{l=1}^d$  of  $\mathcal{I}$  and  $\{\mathcal{J}_l\}_{l=1}^d$  of  $\mathcal{J}$  such that  $\sum_{i \in \mathcal{I}_l} v_i = \sum_{j \in \mathcal{J}_l} \mu_j$  for all  $l \in [d]$ .*

Now, we will present a polynomial time algorithm to find an extreme point of  $\mathcal{T}$  with  $d_*$  number of connected components. In Algorithm 2, we first find an arbitrary extreme point  $\mathbf{x}$  by using Algorithm 1. Note that, the support graph  $G(\mathcal{I} \cup \mathcal{J}, \mathcal{B}(\mathbf{x}))$  is a Forest by Lemma 2.2. Now, in each

**Algorithm 2:** Constructing the Least Degenerate Extreme Point

---

```

Input           :  $\nu, \mu$ 
 $x \leftarrow$  Algorithm 1( $\nu, \mu$ );
while  $|\mathcal{B}(x)| < m + n - d_\star$  do
    Choose  $i_1, i_2 \in \mathcal{I}, j_1, j_2 \in \mathcal{J}$  such that  $(i_1, j_1), (i_2, j_2) \in \mathcal{B}(x)$ ,  $x_{i_1 j_1} \neq x_{i_2 j_2}$ , and  $i_1$  and  $i_2$ 
    are not connected;
    if No such  $i_1, i_2, j_1, j_2$  exists then
        | Break;
    end
     $x_{i_k j_k} \leftarrow x_{i_k j_k} - \min\{x_{i_1 j_1}, x_{i_2 j_2}\} \forall k \in \{1, 2\}$ ;
     $x_{i_{3-k} j_k} \leftarrow \min\{x_{i_1 j_1}, x_{i_2 j_2}\} \forall k \in \{1, 2\}$ ;
end
Return:  $x$ 

```

---

iteration of Algorithm 2, the extreme point  $x$  is transformed such that the the cardinality of the support graph increases by one. This is executed by jumping to a neighboring extreme point as follows: we consider two edges  $(i_1, j_1)$  and  $(i_2, j_2)$  from two disjoint trees in  $G(\mathcal{I} \cup \mathcal{J}, \mathcal{B}(x))$  with  $x_{i_1 j_1} \neq x_{i_2 j_2}$ . Then, we transform  $x$  such that  $(i_1, j_2)$  and  $(i_2, j_1)$  is added to  $\mathcal{B}(x)$  and the edge with the smaller  $x$  value among  $(i_1, j_1), (i_2, j_2)$  is removed. By this transformation, two disjoint trees are converted into a single connected tree while ensuring that  $x \in \mathcal{T}$ . This is illustrated in Figure 4.

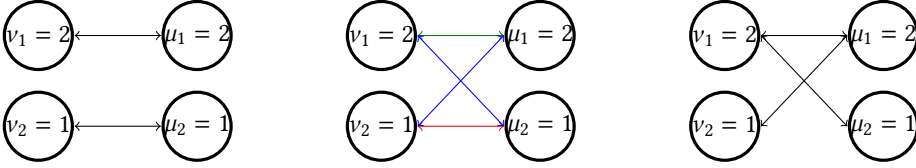


Fig. 4. Illustrating One Step of Algorithm 2 -  $(i_1, j_1) = (1, 1), (i_2, j_2) = (2, 2), x_{11} = 2, x_{22} = 1$ . As  $x_{11} > x_{22}$ ,  $(1, 2)$  and  $(2, 1)$  (Blue) are added, and  $(2, 2)$  (Red) is removed.

We make the intuition presented above rigorous in the following proposition:

**PROPOSITION 2.8.** *Algorithm 2 outputs an extreme point  $x$  of  $\mathcal{T}$  such that  $|\mathcal{B}(x)| = m + n - d_\star$ . In particular, if  $d_\star = 1$ , Algorithm 2 outputs an extreme point such that the support graph is a tree.*

Thus, if  $\sum_{i=1}^m v_i \geq (m + n - 1)\text{GCD}(\nu, \mu)$ , then Algorithm 2 will result in an extreme point that is a tree. In more generality, Algorithm 2 will result in an extreme point with minimum number of connected components.

Next, as the support graph corresponding to an extreme point does not contain a cycle, we can consider the following alternative viewpoint: an extreme point achieves the maximum connectivity in the support graph while using minimum number of edges. Considering this viewpoint, we present a proposition that provides the minimum number of edges required in the support graph which ensures the desired connectivity.

**PROPOSITION 2.9.** *Consider any  $x \in \mathcal{T}$  such that  $G(\mathcal{I} \cup \mathcal{J}, \mathcal{B}(x))$  have  $d \in [d_\star]$  connected components. Then,  $|\mathcal{B}(x)| \geq m + n - d + \mathbb{1}\{d < d_\star\}$  and there exists  $x \in \mathcal{T}$  such that the equality is attained.*



If an extreme point exists with  $m + n - d$  positive components, then the support graph has  $d$  connected components. If no such extreme point exists, i.e.  $d < d_*$ , then we need to have at least one cycle in the support graph. Thus, we need an additional edge to ensure that the support graph has  $d$  positive components if  $d < d_*$ . It is worth mentioning that our proof is constructive, i.e. we present an  $\mathbf{x}$  such that  $|\mathcal{B}(\mathbf{x})| = m + n - d + \mathbb{1}\{d < d_*\}$  for any  $d \in [d_*]$ .

Consider the special case of  $d = 1$ . Then, Proposition 2.9 says that  $m + n - 1$  edges are sufficient to ensure connectivity of the support graph if  $d_* = 1$ , i.e.  $\sum_{i=1}^m v_i \geq (m + n - 1)\text{GCD}(\mathbf{v}, \boldsymbol{\mu})$ . On the other hand, if  $\sum_{i=1}^m v_i < (m + n - 1)\text{GCD}(\mathbf{v}, \boldsymbol{\mu})$ , then  $m + n$  edges are required to ensure connectivity of the support graph.

### 2.3 Transportation Polytope with Limited Flexibility

In the previous section, we considered a scenario where any type of demand can be met using any type of supply. In some practical applications like production systems where supply is derived from factories and demand for product arrives, not all type of demand can be manufactured in all the factories. In this section, we consider a constrained version of the transportation polytope by defining a flexibility graph  $G(\mathcal{I} \cup \mathcal{J}, \mathcal{E})$ . In particular,  $i \in \mathcal{I}$  type of demand can be met using  $j \in \mathcal{J}$  type of supply if  $(i, j) \in \mathcal{E}$ . In other words,  $\{(i, j) : x_{ij} > 0\} \subseteq \mathcal{E}$ . The transportation polytope with limited flexibility is defined as follows:

$$\mathcal{T}_{\mathcal{E}} = \left\{ \mathbf{x} \in \mathbb{R}_+^{m \times n} : \sum_{j=1}^n x_{ij} = v_i \forall i \in \mathcal{I}, \sum_{i=1}^m x_{ij} = \mu_j \forall j \in \mathcal{J}, x_{ij} = 0 \forall (i, j) \notin \mathcal{E} \right\}.$$

The condition  $\sum_{i=1}^m v_i = \sum_{j=1}^n \mu_j$  is not a sufficient condition anymore to ensure that  $\mathcal{T}_{\mathcal{E}}$  is non-empty due to the limited flexibility. We present the augmented conditions in the following lemma:

**LEMMA 2.10 (LEMMA 2.5 IN [16]).** *Given  $(\mathbf{v}, \boldsymbol{\mu}, \mathcal{E})$ ,  $\mathcal{T}_{\mathcal{E}}$  is non-empty if and only if  $\sum_{i=1}^m v_i = \sum_{j=1}^n \mu_j$  and for all  $\tilde{\mathcal{I}} \subseteq \mathcal{I}$ , we have*

$$\sum_{i \in \tilde{\mathcal{I}}} v_i \leq \sum_{j \in \mathcal{J} : \exists i \in \tilde{\mathcal{I}}, (i, j) \in \mathcal{E}} \mu_j.$$

The above condition can also be equivalently written with  $\mathcal{I}$  and  $\mathcal{J}$  switched. Note that, the condition is similar to the Hall's condition in a weighted bipartite matching problem. It ensures that there exists a matching/assignment  $\mathbf{x}$  such that the constraints defining  $\mathcal{T}_{\mathcal{E}}$  is satisfied. If  $\mathcal{E} = \mathcal{I} \times \mathcal{J}$ , then  $\mathcal{T}_{\mathcal{E}} = \mathcal{T}$  and the condition given in Lemma 2.10 just reduces to  $\sum_{i=1}^m v_i = \sum_{j=1}^n \mu_j$  which shows consistency.

Given  $(\mathbf{v}, \boldsymbol{\mu}, \mathcal{E})$ , the aim of this section is to characterize the ERP number, i.e. the lower bound on the number of connected components of a support graph and an assignment  $\mathbf{x} \in \mathcal{T}_{\mathcal{E}}$  such that the support graph  $G(\mathcal{I} \cup \mathcal{J}, \mathcal{B}(\mathbf{x}))$  achieves this lower bound. In the context of unconstrained support, i.e.  $\mathcal{E} = \mathcal{I} \times \mathcal{J}$ , it is trivially true that there always exists  $\mathbf{x} \in \mathcal{T}$  such that  $\mathcal{B}(\mathbf{x})$  is connected. Such an  $\mathbf{x}$  can be easily constructed by ensuring that  $x_{ij} > \epsilon$  for all  $(i, j) \in \mathcal{I} \times \mathcal{J}$  for some  $\epsilon > 0$ . However, it may not exist for arbitrary  $\mathcal{E} \subseteq \mathcal{I} \times \mathcal{J}$ . This is illustrated in Figure 5 and 6. We now present conditions on  $(\mathbf{v}, \boldsymbol{\mu}, \mathcal{E})$  ensuring that there indeed exists an  $\mathbf{x} \in \mathcal{T}_{\mathcal{E}}$  such that the support graph  $G(\mathcal{I} \cup \mathcal{J}, \mathcal{B}(\mathbf{x}))$  is connected. We call this the complete resource pooling (CRP) condition as intuitively, the total demand is collectively met using the total supply from all the supply nodes.

**Definition 2.11 (CRP Condition).** For all  $\tilde{\mathcal{I}} \subseteq \mathcal{I}$ , we have

$$\sum_{i \in \tilde{\mathcal{I}}} v_i < \sum_{j : (i, j) \in \mathcal{E}} \mu_j, \quad \text{and} \quad \sum_{i \in \mathcal{I}} v_i = \sum_{j \in \mathcal{J}} \mu_j.$$

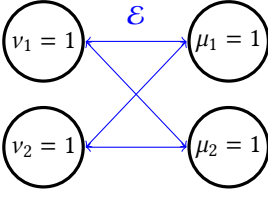


Fig. 5. There exists  $x$  such that  $\mathcal{B}(x)$  is a complete graph. Specifically,  $x = 0.5\mathbb{1}_{2 \times 2} \in \mathcal{T}$

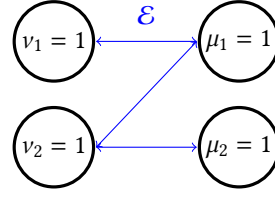


Fig. 6. There does not exist  $x \in \mathcal{T}_{\mathcal{E}}$  such that  $\mathcal{B}(x)$  is connected. In particular,  $\mathcal{T}_{\mathcal{E}}$  is a singleton set equal to  $\{\mathbb{I}_{2 \times 2}\}$

The CRP condition is similar to the generic polytope condition, the sum of demand and supply of any subsets  $(\tilde{I}, \tilde{J})$  is not equal. In CRP condition, we restrict  $\tilde{J}$  to be the maximum possible compatible set, i.e.  $\tilde{J} = \{j : (i, j) \in \mathcal{E}\}$ . Now, we show that CRP Condition is equivalent to the connectivity of the support graph for some  $x \in \mathcal{T}_{\mathcal{E}}$ .

LEMMA 2.12. *Given  $(\mathbf{v}, \boldsymbol{\mu}, \mathcal{E})$ , the following are true:*

- (1) *There exists an  $x \in \mathcal{T}_{\mathcal{E}}$  such that  $G(\mathcal{I} \cup \mathcal{J}, \mathcal{B}(x))$  is connected if and only if the CRP condition is satisfied.*
- (2) *If the CRP condition is satisfied, then, there exists  $x \in \mathcal{T}_{\mathcal{E}}$  such that  $x_{ij} > 0$  for all  $(i, j) \in \mathcal{E}$ .*

The above lemma says that if CRP condition is satisfied, then there exists an  $x \in \mathcal{T}_{\mathcal{E}}$  such that all the edges in  $\mathcal{E}$  are used to meet the demand. Thus, all the edges in  $\mathcal{E}$  are active edges in matching the demand with supply. Such an  $x \in \mathcal{T}_{\mathcal{E}}$  may not exist if the CRP condition is not satisfied and this motivates us to define redundant edges as follows:

*Definition 2.13 (Redundant Edge).* Given  $(\mathbf{v}, \boldsymbol{\mu}, \mathcal{E})$ , an edge  $(i, j) \in \mathcal{E}$  is redundant if  $x_{ij} = 0$  for all  $x \in \mathcal{T}_{\mathcal{E}}$ . The set of redundant edges is denoted by  $\mathcal{E}_r \subseteq \mathcal{E}$ .

For  $(i, j) \in \mathcal{E}_r$ , even though the type  $i$  demand is compatible with the type  $j$  supply, there does not exist any feasible assignment  $x \in \mathcal{T}_{\mathcal{E}}$  such that the edge  $(i, j)$  is used to meet type  $i$  demand using type  $j$  supply. This implies that for any  $x \in \mathcal{T}_{\mathcal{E}}$ , the redundant edges do not belong to the support graph. The next lemma provides the conditions under which there exists at least one redundant edge.

LEMMA 2.14 (EXISTENCE OF REDUNDANT EDGES). *Given  $(\mathbf{v}, \boldsymbol{\mu}, \mathcal{E})$ , if the CRP condition is not satisfied, then either  $G(\mathcal{I} \cup \mathcal{J}, \mathcal{E})$  is not connected or there exists a redundant edge.*

To characterize the connectivity of the support graph, we can consider the connected components in  $G(\mathcal{I} \cup \mathcal{J}, \mathcal{E} \setminus \mathcal{E}_r)$  which motivates the following definition:

*Definition 2.15 (CRP Decomposition).* Given  $(\mathbf{v}, \boldsymbol{\mu}, \mathcal{E})$ , let  $\mathcal{E}_r$  be the set of redundant edges. The set of connected components of the graph  $G(\mathcal{I} \cup \mathcal{J}, \mathcal{E} \setminus \mathcal{E}_r)$  is defined as the CRP decomposition of  $G(\mathcal{I} \cup \mathcal{J}, \mathcal{E})$ . We call each connected component a CRP component. The number of CRP components is denoted by the ERP number.

Now, we show that for any support graph, the number of connected components is at least the ERP number. In addition, this lower bound is achieved.

THEOREM 2.16. *Given  $(\mathbf{v}, \boldsymbol{\mu}, \mathcal{E})$ , for any  $x \in \mathcal{T}_{\mathcal{E}}$ , the support graph has at least ERP number of connected components. In addition, there exists  $x \in \mathcal{T}_{\mathcal{E}}$  such that the corresponding support graph has ERP number of connected components*

In the rest of the section, we will present an algorithm that characterizes the CRP decomposition and the ERP number. The CRP decomposition can then be used to construct an assignment such that the support graph has ERP number of connected components. First, we illustrate the concept of redundant edges and CRP decomposition in Figure 7. The redundant edges are highlighted in blue and the connected components that constitutes the CRP decomposition are highlighted in magenta, green, and orange. To understand why the edges highlighted in blue are redundant, consider the sub-graph highlighted in orange. The total supply  $\{\mu_4, \mu_5\}$  is required to meet the total demand  $\{v_4, v_5\}$ . Thus, for any feasible  $x \in \mathcal{T}_{\mathcal{E}}$ , we must have  $x_{14} = x_{25} = 0$ , as otherwise, there won't be enough remaining supply to meet the demand  $\{v_4, v_5\}$ . Thus,  $\{(1, 4), (2, 5)\}$  are redundant edges. We can then consider the graph  $\mathcal{E} \setminus \{(1, 4), (2, 5)\}$  and repeat the same procedure by considering the sub-graph highlighted in green. This observation can be formally shown as follows:

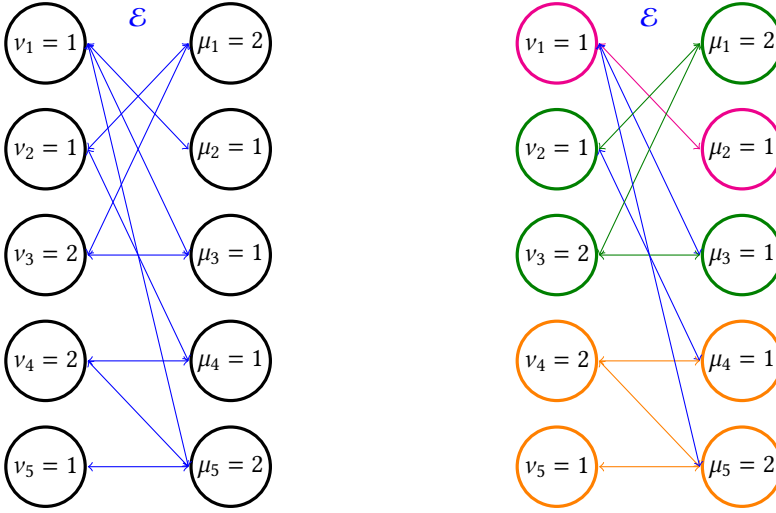


Fig. 7. Illustration of CRP decomposition with  $G_1, G_2, G_3$  highlighted by orange, green, and magenta respectively. Blue colored edges belongs to  $G$  but not in  $G_1, G_2, G_3$ .

**PROPOSITION 2.17.** *Let  $\{\mathcal{I}_l\}_{l=1}^d$  be a disjoint cover of  $\mathcal{I}$ . Then, the set of sub-graphs  $\{G_l\}_{l=1}^d$  is a CRP decomposition if  $G_l$  satisfy the CRP condition with  $G_l = G(\mathcal{I}_l \cup \mathcal{J}_l, \mathcal{E}_l)$  and*

$$\mathcal{J}_0 \triangleq \emptyset, \quad \mathcal{J}_l \triangleq \{j \in \mathcal{J} : \exists i \in \mathcal{I}_l, (i, j) \in \mathcal{E}\} \setminus \bigcup_{l'=0}^{l-1} \mathcal{J}_{l'}, \quad \mathcal{E}_l \triangleq \mathcal{E} \cap \mathcal{I}_l \times \mathcal{J}_l \quad \forall l \in [d].$$

Intuitively, we sequentially decompose the graph  $G(\mathcal{I} \cup \mathcal{J}, \mathcal{E})$  to obtain  $G_1, G_2, \dots$  such that each sub-graph satisfy the CRP condition as illustrated in Figure 7. To prove the proposition, we first show that the edges connecting the sub-graphs  $\{G_l\}_{l=1}^d$  are redundant. This is presented in the following lemma:

**LEMMA 2.18.** *Given  $(\mathbf{v}, \boldsymbol{\mu})$ , let  $\{G_l\}_{l=1}^d$  be sub-graphs of  $G(\mathcal{I} \cup \mathcal{J}, \mathcal{E})$  satisfying the conditions given in Proposition 2.17. Then, for any  $x \in \mathcal{T}_{\mathcal{E}}$ , we have  $x_{ij} = 0$  for all  $(i, j) \notin \bigcup_{l=1}^d \mathcal{E}_l$ .*

To conclude the proof, we construct a solution  $x \in \mathcal{T}_{\mathcal{E}}$  such that  $x_{ij} > 0$  for all  $(i, j) \in \mathcal{E}_l$  for all  $l \in [d]$ .

A natural question to ask is how to find a decomposition satisfying the conditions outlined in Proposition 2.17. We will now present a recursive way to find a CRP decomposition for any given  $(\nu, \mu, \mathcal{E})$ . Firstly, we define an oracle  $\Omega_c(\cdot)$  which takes the input  $(\nu, \mu, \mathcal{E})$ , and outputs a set (if it exists)  $\tilde{\mathcal{I}} \subseteq \mathcal{I}$  such that  $\sum_{i \in \tilde{\mathcal{I}}} \nu_i = \sum_{j: \exists i \in \tilde{\mathcal{I}}, (i,j) \in \mathcal{E}} \mu_j$ , or outputs  $\emptyset$ . Using the oracle, we now outline the Algorithm 3 which outputs a CRP decomposition. The idea of Algorithm 3 is to sequentially

---

**Algorithm 3:** Finding a CRP Decomposition
 

---

**Input** :  $\nu, \mu, G(\mathcal{I} \cup \mathcal{J}, \mathcal{E})$   
**Initialization:**  $l_{\min} = l_{\max} = 1, \mathcal{I}_1 = \mathcal{I}$   
**while**  $l_{\min} \leq l_{\max}$  **do**  
 | Current Decomposition  $\leftarrow \{\mathcal{I}_l\}_{l=1}^{l_{\max}}$ ;  
 |  $\Omega_{\min} \leftarrow \Omega_c(\{\nu_i\}_{i \in \mathcal{I}_{l_{\min}}}, \{\mu_j\}_{j \in \mathcal{J}_{l_{\min}}}, \mathcal{E}_{l_{\min}})$ ;  
 | **if**  $\Omega_{\min} = \emptyset$  **then**  
 | |  $l_{\min} \leftarrow l_{\min} + 1$   
 | **else**  
 | |  $l_{\max} \leftarrow l_{\max} + 1$ ;  
 | | **for**  $l_{\min} + 1 \leq l < l_{\max}$  **do**  
 | | |  $\mathcal{I}_{l+1} \leftarrow \mathcal{I}_l$ ;  
 | | **end**  
 | |  $\mathcal{I}_{l_{\min}+1} \leftarrow \mathcal{I}_{l_{\min}} \setminus \Omega_{\min}$ ;  
 | |  $\mathcal{I}_{l_{\min}} \leftarrow \Omega_{\min}$ ;  
 | **end**  
**end**  
**Return:**  $\{\mathcal{I}_l\}_{l=1}^{l_{\max}}$

---

partition the set  $\mathcal{I}$  by finding a set  $\tilde{\mathcal{I}} \subset \mathcal{I}$  such that  $\sum_{i \in \tilde{\mathcal{I}}} \nu_i = \sum_{j: \exists i \in \tilde{\mathcal{I}}, (i,j) \in \mathcal{E}} \mu_j$ . If such a set is found,  $\mathcal{I}$  is decomposed into  $(\tilde{\mathcal{I}}, \mathcal{I} \setminus \tilde{\mathcal{I}})$ . We repeat this procedure with each component (i.e.  $\tilde{\mathcal{I}}$  and  $\mathcal{I} \setminus \tilde{\mathcal{I}}$ ) of the decomposition to find a further decomposition of  $\mathcal{I}$ . This is continued until all the graphs in the decomposition satisfy the CRP condition resulting in a CRP decomposition. In the next proposition, we formally show that Algorithm 3 outputs a CRP decomposition.

**PROPOSITION 2.19.** *Algorithm 3 outputs  $\{\mathcal{I}_l\}_{l=1}^d$ , such that the corresponding sub-graphs  $\{G_l\}_{l=1}^d$  as defined in Proposition 2.17 forms the CRP decomposition,  $d$  is the ERP number, and the algorithm terminates in at most  $2m + 1$  steps.*

Consider the example shown in Figure 7. Algorithm 3 will sequentially decompose the set of demand into magenta, green, and orange sets. One possible instance of Algorithm 3 is as follows:

$$\{1, 2, 3, 4, 5\} \rightarrow \{2, 3, 4, 5\} \cup \{1\} \rightarrow \{4, 5\} \cup \{2, 3\} \cup \{1\},$$

which results in the sub-graphs shown by orange, green, and magenta respectively. Thus, Proposition 2.17 and Proposition 2.19 characterizes the ERP number and CRP decomposition.

## 2.4 Adding One Edge to the Flexibility Graph

In this section, we will build up on the previous section and characterize the edge that should be added to the flexibility graph that minimizes the ERP number. We provide Algorithm 4 which outputs such an edge. In Algorithm 4, we first construct a directed graph  $D(V_{crp}, \mathcal{E}_{crp})$ , where

$v \in V_{crp}$  corresponds to the sub-graph  $G_v$  in the CRP decomposition  $\{G_v\}_{v \in V_{crp}}$ . The edges  $\mathcal{E}_{crp}$  corresponds to the redundant edges  $\mathcal{E}_r$  in  $G(\mathcal{I} \cup \mathcal{J}, \mathcal{E})$  connecting these sub-graphs. We first show

---

**Algorithm 4:** Adding an Edge to Obtain Maximally Connected Support Graph

---

**Input**  $\quad \quad \quad : \mathbf{v}, \boldsymbol{\mu}, \mathcal{E}$   
 $\{\mathcal{I}_l\}_{l=1}^d \leftarrow \text{Algorithm 3}(\mathbf{v}, \boldsymbol{\mu}, \mathcal{E});$   
 $V_{crp} \leftarrow \{1, 2, \dots, d\};$   
 $\mathcal{E}_{crp} \leftarrow \{(l_1, l_2) \in [d] \times [d] : \exists i \in \mathcal{I}_{l_1}, j \in \mathcal{J}_{l_2}, \text{ such that } (i, j) \in \mathcal{E}\};$   
 $p \leftarrow \text{LongestPath}(D(V_{crp}, E_{crp}));$   
 Let  $l_1 \leftarrow \text{Start}(p)$ , and  $l_2 \leftarrow \text{End}(p);$   
 Choose arbitrary  $i \in \mathcal{I}_{l_1}$  and  $j \in \mathcal{J}_{l_2};$   
**Return:**  $(i, j)$

---

that the constructed graph  $D(V_{crp}, \mathcal{E}_{crp})$  is a directed acyclic graph (DAG).

LEMMA 2.20. Consider a graph  $G(\mathcal{I} \cup \mathcal{J}, \mathcal{E})$ . For a CRP decomposition  $\{G_l\}_{l=1}^d$  as defined in Proposition 2.17, the corresponding graph  $D(V_{crp}, \mathcal{E}_{crp})$  is a directed acyclic graph (DAG) with  $(d, d - 1, \dots, 2, 1)$  as a topological sorting.

The Lemma follows from the construction in Proposition 2.17 as  $j \in \mathcal{J}_l$  is not compatible to  $i \in \bigcup_{l' < l} \mathcal{I}_{l'}$ , i.e. such an edge  $(i, j)$  does not belong to  $\mathcal{E}$ . Thus, there only exist edges in  $E_{crp}$  of the form  $(l_1, l_2)$  where  $l_1 > l_2$ . This implies that there does not exist a cycle in  $D(V_{crp}, E_{crp})$  and the topological sorting is  $(d, d - 1, \dots, 1)$ . Due to the existence of such a topological sorting, CRP condition is not satisfied, or in general, each vertex in  $V_{crp}$  corresponds to a CRP component. Intuitively, if  $G_1$  and  $G_2$  are connected by a cycle, then  $G_1 \cup G_2$  would satisfy the CRP condition and not  $G_1$  and  $G_2$  individually. Using this intuition, we add an edge in  $D(V_{crp}, E_{crp})$  such that a cycle is formed. The ERP number of  $G(\mathcal{I} \cup \mathcal{J}, \mathcal{E})$  is reduced by one less than the length of the cycle formed. Thus, the Algorithm 4 outputs an edge such that longest cycle is formed. The longest cycle can be formed by finding the longest path in  $D(V_{crp}, E_{crp})$  and then adding an edge to complete the cycle. As  $D(V_{crp}, E_{crp})$  is a DAG, the longest path can be found in polynomial time. We now present the result that Algorithm 4 minimizes the ERP number in the resultant graph.

THEOREM 2.21. Given  $(\mathbf{v}, \boldsymbol{\mu}, \mathcal{E})$ , let  $(i, j)$  be the output of Algorithm 4. Then, the ERP number of  $G(\mathcal{I} \cup \mathcal{J}, \mathcal{E} \cup \{(i, j)\})$  is the minimum among the graphs  $G(\mathcal{I} \cup \mathcal{J}, \mathcal{E} \cup \{(i', j')\})$  for any  $i' \in \mathcal{I}, j' \in \mathcal{J}$ .

We illustrate Algorithm 4 and Theorem 2.21 in Figure 8 using the flexibility graph defined in Figure 7. We first construct the directed graph  $D(V_{crp}, \mathcal{E}_{crp})$  with 3 vertices as the ERP number is 3. As there exists an edge between some  $i \in \mathcal{I}_3$  and  $j \in \mathcal{J}_2$  in  $G(\mathcal{I} \cup \mathcal{J}, \mathcal{E})$ , there exists a directed edge  $3 \rightarrow 2$  in  $D(V_{crp}, E_{crp})$ . Similarly, there exists edge between  $\mathcal{I}_3, \mathcal{J}_1$ , and  $\mathcal{I}_2, \mathcal{J}_1$  which results in including the edges  $3 \rightarrow 1$ , and  $2 \rightarrow 1$  in  $E_{crp}$ . Now, if the edge  $1 \rightarrow 3$  is added to  $E_{crp}$ , it will form a cycle connecting  $(1, 2, 3)$ . This will result in  $(G_1, G_2, G_3)$  fusing together to form a single CRP component. Thus, the size of the CRP decomposition is reduced by one less than the the number of vertices in the longest cycle. So, the ERP number is reduced from 3 to 1. Note that, even though the edges connecting  $G_3, G_2$  and  $G_2, G_1$  are redundant in  $G(\mathcal{I} \cup \mathcal{J}, \mathcal{E})$ , after adding an edge that connects  $G_1, G_3$ , they are not redundant anymore. In fact, these edges allowed us to reduce the ERP number from 3 to 1 by adding a single edge.

For further intuition, consider a feasibility structure such that  $G(\mathcal{I} \cup \mathcal{J}, \mathcal{E})$  is a forest and there exists  $\mathbf{x} \in \mathcal{T}_{\mathcal{E}}$  such that  $\mathcal{B}(\mathbf{x}) = \mathcal{E}$ , i.e. the support graph is also a forest. In this case,  $E_{crp} = \emptyset$  as



Fig. 8. (Left) Directed Graph  $D(V_{crp}, E_{crp})$  corresponding to the example shown in Figure 7. (Right) Highlighting the longest path and the updated graph if the output of Algorithm 4 is added to the graph shown in Figure 7.

there are no edges in  $\mathcal{E}$  that connects the CRP components. In this case, it is not possible to form a cycle using only one edge. This illustrates that existence of redundant edges is beneficial to reduce the ERP number by adding one edge. If we are allowed to add two edges, we can fuse two CRP components together in a cycle to reduce the ERP number by 1. More generally, if we are allowed to add  $c$  edges, then we can fuse  $c$  CRP components together in a cycle to reduce the ERP number by  $c - 1$ .

We conclude this section by considering an example illustrating that sequentially adding  $c$  edges greedily may not minimize the ERP number. Consider  $D(V_{crp}, E_{crp})$  such that  $V_{crp} = \{1, 2, 3, 4, 5\}$  and  $E_{crp} = \{(1, 2), (3, 4), (4, 5)\}$  as illustrated in the left of Figure 9. Now, if we add one edge such that the ERP number is minimized, we will choose  $(5, 3)$  which will result in  $D(V_{crp}, E_{crp})$  as illustrated in the center of Figure 9. Now, if we repeat the procedure and add the edge  $(2, 1)$ , it will result in  $D(V_{crp}, E_{crp})$  as illustrated in the right of Figure 9. Thus, the ERP number of the resultant graph is 2. On the other hand, if we add the edges  $\{(5, 1), (2, 3)\}$ , it will result in a  $D(V_{crp}, E_{crp})$  with a single vertex. Thus, the ERP number in this case is 1 which is optimal. We augment Algorithm 4 to present an algorithm to add  $c > 1$  edges to minimize the ERP number in the appendix.

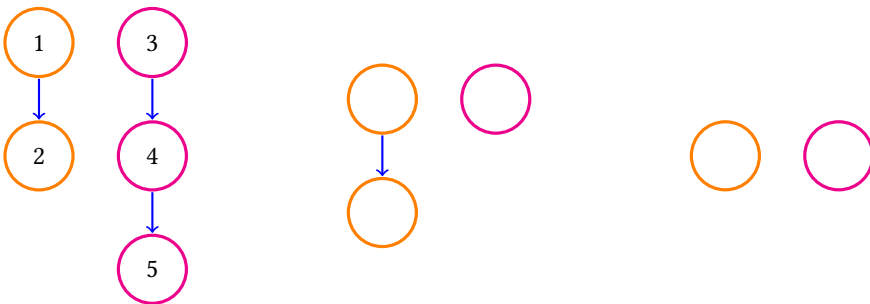


Fig. 9. Sequentially adding the output of Algorithm 4 to greedily minimize the ERP Number. The figure illustrates corresponding  $D(V_{crp}, E_{crp})$ .

### 3 PARALLEL SERVER SYSTEM

After analyzing the properties of transportation polytope, we will apply these results in the context of parallel server queues operating under max-weight algorithm. The analysis is divided into four

sub-sections. 1) We outline the model of parallel server queues. 2) We present the connection between state space collapse in heavy traffic and CRP decomposition using the results from Section 2.3 3) We construct feasibility structure with minimum possible edges and prescribed dimension of the state space collapse by using results from Section 2.2. Also, given a feasibility graph, we carefully add one edge to the feasibility graph that minimizes the dimension of the state space collapse by using the results from Section 2.4 4) Lastly, we apply these results and provide additional insights by consider a  $2 \times 2$  parallel server system.

### 3.1 Model

We consider a discrete time queueing system with  $m$  customer types and  $n$  server types. With a slight abuse of notation, the types of customers are indexed as  $\{1, 2, \dots, m\} := \mathcal{I}$  and the servers are indexed as  $\{1, 2, \dots, n\} := \mathcal{J}$ . The parallel server queueing model is defined by the bipartite graph  $G(\mathcal{I} \cup \mathcal{J}, \mathcal{E})$  as given in Fig 10. In particular,  $j \in \mathcal{J}$  can serve  $i \in \mathcal{I}$  iff  $(i, j) \in \mathcal{E}$ . Now, we will define the arrival and service process, and then present the queue as a DTMC.

The customer arrival process is i.i.d across time and is denoted by  $\{\mathbf{a}(k) \in \mathbb{Z}_+^m : k \in \mathbb{Z}_+\}$  where  $a_i(k)$  is the number of type  $i$  customer arrivals at time  $k$  and  $\mathbb{E}[a_i(1)] = \lambda_i$  for all  $i \in \mathcal{I}$ . For simplicity, we consider arrivals to be independent across types and denote the variances by  $Var[a_i(1)] = \sigma_i^2$ . All our results can be easily generalized to correlated arrivals. We assume that the arrival vector has a bounded support, i.e. there exists a constant  $A_{\max}$ , such that  $|a_i(1)| \leq A_{\max}$  for all  $i \in \mathcal{I}$ . The potential service offered by  $j$  type of server is deterministic and is equal to  $\mu_j$

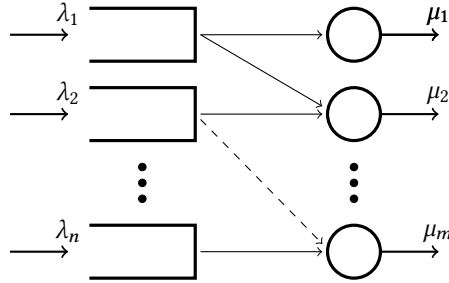


Fig. 10. A Parallel Server Queueing System

for each time epoch for all  $j \in \mathcal{J}$ . The potential service can be split to serve customers from any number of compatible queues. At time  $k$ , denote by  $s_i(k)$ , the effective potential service offered to queue  $i$ . For  $\mathbf{s}$  to be a feasible service vector, there must exist  $\mathbf{x} \in \mathbb{Z}_+^{m \times n}$  such that the following constraints are satisfied:

$$s_i = \sum_{j=1}^n x_{ij} \quad \forall i \in \mathcal{I} \quad (2a)$$

$$\mu_j = \sum_{i=1}^m x_{ij} \quad \forall j \in \mathcal{J} \quad (2b)$$

$$x_{ij} = 0 \quad \forall (i, j) \notin \mathcal{E}. \quad (2c)$$

Let the set of feasible service vectors be denoted by  $\mathcal{S}$ . We can interpret  $x_{ij}$  as the number of  $i$  type of customers served by  $j$  type of server. Then, the effective service offered to queue  $i$  will be sum of  $x_{ij}$  for all  $j \in \mathcal{J}$ . The constraint (2b) ensures that the total service offered by a server is equal to the the potential service and (2c) ensures compatibility. Note that if there are not enough

customers waiting in the queue, a part of the service may be unused. Denote the unused service at queue  $i$  by  $u_i(k)$  which is the difference between the effective potential service at queue  $i$  and the actual number of customers served at queue  $i$ .

Now, the queue evolution equation can be written as follows:

$$\mathbf{q}(k+1) = \mathbf{q}(k) + \mathbf{a}(k) - \mathbf{s}(k) + \mathbf{u}(k). \quad (3)$$

If  $u_i(k) > 0$ , then the queue length at the start of the next time slot must be zero and vice versa. Thus, we have

$$q_i(k+1)u_i(k) = 0 \quad \forall i \in \mathcal{I}. \quad (4)$$

The queue evolution (3) along with (4) implies that  $\{\mathbf{q}(k) : k \in \mathbb{Z}_+\}$  is a discrete time Markov chain (DTMC) with  $\mathbb{Z}_+^m$  as the state space. We assume that  $\mathbb{P}[\mathbf{a} = \mathbf{0}] > 0$  which ensures that there is a positive probability the DTMC will visit state zero in finite number of transitions from any given state. This implies irreducibility.

In each time epoch, given the queue lengths, the system operator decides the number of customers of each type to be served, i.e. choose  $\mathbf{s}(k) \in \mathcal{S}$ . In this paper, we consider a well know Max-Weight matching algorithm to make the service decisions, wherein, we pick schedule which maximizes the total weighted queue lengths. In particular, we have

$$\mathbf{s}(k) := \arg \max_{\mathbf{y} \in \mathcal{S}} \langle \mathbf{q}(k), \mathbf{y} \rangle.$$

The ties are broken at random.

Given the potential service vector  $\boldsymbol{\mu}$ , the customer arrival rates must satisfy certain constraints to ensure the stability of the queueing system. By [23], the capacity region  $C$  of the parallel server queueing system is given by

$$C(\boldsymbol{\mu}) = \left\{ \boldsymbol{\lambda} \in \mathbb{R}_+^m : \sum_{i \in \tilde{\mathcal{I}}} \lambda_i \leq \sum_{j: \exists i \in \tilde{\mathcal{I}}, (i,j) \in \mathcal{E}} \mu_j \quad \forall \tilde{\mathcal{I}} \subseteq \mathcal{I} \right\}. \quad (5)$$

For a given arrival distribution,  $\mathbb{E}[\mathbf{a}(1)] = \boldsymbol{\lambda} \in \text{int}(C)$  iff there exists a matching algorithm which ensures that the queueing system is stable, or equivalently the DTMC is positive recurrent. It can be shown that  $\boldsymbol{\lambda} \in C$  iff there exists  $\boldsymbol{\chi} \in \mathbb{R}_+^{m \times n}$  such that the following constraints are satisfied:

$$\lambda_i = \sum_{j=1}^m \chi_{ij} \quad \forall i \in \mathcal{I} \quad (6a)$$

$$\mu_j \geq \sum_{i=1}^m \chi_{ij} \quad \forall j \in \mathcal{J} \quad (6b)$$

$$\chi_{ij} = 0 \quad \forall (i, j) \notin \mathcal{E}. \quad (6c)$$

Intuitively, we have a transportation problem and we need to find a matching such that all the customers rates are met by the given service rates. Some of the service may be unused, thus, (6b) has an inequality. Here,  $\chi_{ij}$  is the rate of customers served using the edge  $(i, j) \in \mathcal{E}$ . The first constraint ensures that all the customers are served, the second constraint ensures that the server capacities are not overshoot and the last constraint ensures compatibility.

It is shown in [23] that the queueing system is stable under max-weight scheduling algorithm for all  $\boldsymbol{\lambda} \in \text{int}(C)$ . So, max-weight is throughput optimal. Thus, for any arrival rate vector in the capacity region, the DTMC is ergodic which implies the existence of unique stationary distribution. The steady state quantities are denoted with a bar on the top. For example,  $\bar{\mathbf{q}}$  denotes the limit in distribution of the random variables  $\mathbf{q}(k)$  as  $k \uparrow \infty$ .



Ideally, one would like to analyze the steady state queue lengths of the parallel server model in general. However, this is a challenging problem and we analyze it in the heavy traffic regime. We fix a vector  $\mathbf{v}$  on the boundary of the capacity region  $C$  and analyze a sequence of systems such that the mean arrival rates converges to  $\mathbf{v}$ . We parametrize the queueing system by  $\epsilon \in (0, 1)$  and the heavy traffic is defined as the limit  $\epsilon \downarrow 0$ . All the quantities for the  $\epsilon^{th}$  system is super-scripted by  $\epsilon$ . The mean arrival rate is given by  $\lambda^{(\epsilon)} = (1 - \epsilon)\mathbf{v}$  and the variance of the arrivals is given by  $(\sigma_i^2)^{(\epsilon)}$  for all  $i \in \mathcal{I}$ . We assume  $\langle \mathbf{1}_m, \mathbf{v} \rangle = \langle \mathbf{1}_n, \boldsymbol{\mu} \rangle$  as otherwise, some of the queues will be in light traffic and we can consider the part of the system which is in heavy traffic. We denote the queue length vector by  $\mathbf{q}^{(\epsilon)}(k)$ , the arrivals by  $\mathbf{a}^{(\epsilon)}(k)$ , and the effective potential service and the unused service by  $\mathbf{s}^{(\epsilon)}(k)$  and  $\mathbf{u}^{(\epsilon)}(k)$  respectively.

The main advantage of considering the heavy traffic regime is state space collapse (SSC). In particular, in the heavy traffic limit, the queueing system behaves as if it lives in a lower dimensional subspace which makes the analysis tractable. It is known in the literature (e.g. see [12, 23]) that if  $\mathbf{v}$  belongs to the interior of a facet of the capacity region  $C$ , then the state space collapses onto one dimension. This assumption is known as complete resource pooling (CRP). Heavy traffic analysis under this assumption has been carried out in [37]. In this paper, we characterize the queueing performance with and without assuming CRP, where  $\mathbf{v}$  may belong to the intersection of multiple facets.

Given  $\mathbf{v} \in \text{Bo}(C)$ , let  $\{\mathcal{I}_l\}_{l=1}^{d'}$  be the sets corresponding to which, the capacity constraints are binding, i.e.  $\sum_{i \in \mathcal{I}_l} v_i = \sum_{j: \exists i \in \mathcal{I}_l, (i,j) \in \mathcal{E}} \mu_j$ . Then, by [23] we know that the state space collapses to the normal cone of the binding constraints given by

$$\mathcal{K} = \left\{ \mathbf{x} \in \mathbb{R}_+^m : \mathbf{x} = \sum_{l=1}^{d'} \xi_l \mathbb{1}\{\mathcal{I}_l\}, \xi \in \mathbb{R}_+^{d'} \right\}.$$

Specifically, as  $\epsilon \downarrow 0$  the queue length vector  $\bar{\mathbf{q}}^{(\epsilon)} \in \mathcal{K}$  with high probability. In addition, we denote the affine hull of the cone  $\mathcal{K}$  by  $\mathcal{H}$ .

### 3.2 Heavy-Traffic Analysis with a Given Flexibility Graph

In this section, we leverage the results about the CRP decomposition from Section 2.3 and characterize the subspace  $\mathcal{H}$  of state space collapse. We show that the basis vectors of the subspace  $\mathcal{H}$  corresponds to the disjoint cover of  $\mathcal{I}$  that constitutes the CRP decomposition. This is formally presented in the following lemma:

LEMMA 3.1. *Given  $(\mathbf{v}, \boldsymbol{\mu}, \mathcal{E})$ , let  $\{G_l\}_{l=1}^d$  be a CRP decomposition of  $G(\mathcal{E} \cup \mathcal{J}, \mathcal{E})$  defined by the disjoint cover  $\{\mathcal{I}_l\}_{l=1}^d$  of  $\mathcal{I}$  as in Proposition 2.17. Then, we have*

$$\mathcal{H} = \left\{ \mathbf{q} \in \mathbb{R}_+^m : \mathbf{q} = \sum_{l=1}^d \xi_l \mathbb{1}\{\mathcal{I}_l\}, \xi \in \mathbb{R}^d \right\}.$$

After characterizing the subspace  $\mathcal{H}$ , we will use the heavy traffic theory of generalized switch [23, 25] to obtain the following theorem:

THEOREM 3.2. *Given  $(\mathbf{v}, \boldsymbol{\mu}, \mathcal{E})$ , let  $\{G_l = G(\mathcal{I}_l \cup \mathcal{J}_l, \mathcal{E}_l)\}_{l=1}^d$  be the CRP decomposition of  $G(\mathcal{I} \cup \mathcal{J}, \mathcal{E})$ . Then, we have*

$$\left| \sum_{l=1}^d \frac{1}{|\mathcal{I}_l|} \left( \left( \sum_{i \in \mathcal{I}_l} v_i \right) \mathbb{E} \left[ \sum_{i \in \mathcal{I}_l} \bar{q}_i^{(\epsilon)} \right] - \sum_{i \in \mathcal{I}_l} \frac{(\sigma_i^2)^{(\epsilon)}}{2\epsilon} \right) \right| \leq \beta \log \left( \frac{1}{\epsilon} \right). \quad (7)$$

Assuming that  $(\sigma_i^{(\epsilon)}) \rightarrow \sigma_i^2$  for all  $i \in \mathcal{I}$  as  $\epsilon \downarrow 0$ , then we have

$$\lim_{\epsilon \downarrow 0} \epsilon \sum_{l=1}^d \frac{1}{|\mathcal{I}_l|} \left( \sum_{i \in \mathcal{I}_l} v_i \right) \mathbb{E} \left[ \sum_{i \in \mathcal{I}_l} \bar{q}_i^{(\epsilon)} \right] = \sum_{l=1}^d \frac{1}{|\mathcal{I}_l|} \sum_{i \in \mathcal{I}_l} \frac{\sigma_i^2}{2}$$

Note that, when  $d = 1$ , i.e. when the CRP condition is satisfied, we recover [37, Proposition 1] in the limit as  $\epsilon \downarrow 0$ . In fact, for the pre-limit system, i.e. for a finite  $\epsilon$ , Theorem 3.2 provides a logarithmic error as compared to polynomial error in [37, Proposition 1]. To get insights for  $d > 1$ , consider the projection of  $\bar{q}$  on  $\mathcal{H}$  which is given by

$$\bar{q}_{||\mathcal{H}} = \sum_{l=1}^d \left( \frac{1}{|\mathcal{I}_l|} \sum_{i \in \mathcal{I}_l} \bar{q}_i \right) \mathbb{1}_{\{\mathcal{I}_l\}}. \quad (8)$$

Note that for a parallel server system satisfying CRP condition ( $d = 1$ ), all the queues are approximately equal in heavy traffic. This is consistent with (8) as  $\bar{q}_{||\mathcal{H}}$  is a constant vector with  $d = 1$  and  $\mathcal{I}_1 = \mathcal{I}$ . Now, for the general case when  $d > 1$ , each CRP component in the CRP decomposition separately exhibits a similar behavior. We show that the Theorem 3.2 can also be interpreted as removing the set of redundant edges from the graph  $G(\mathcal{I} \cup \mathcal{J}, \mathcal{E})$  such that the linear combination of expected sum of queue lengths remains the same.

**COROLLARY 3.3.** *Under the notations given in Theorem 3.2, (7) is satisfied for the bipartite graph  $G(\mathcal{I} \cup \mathcal{J}, \bigcup_{l=1}^d \mathcal{E}_l)$ , arrival rates  $\mathbf{v} \in \mathbb{Z}_{++}^m$  and service rates  $\boldsymbol{\mu} \in \mathbb{Z}_{++}^n$ .*

Note that,  $\bigcup_{l=1}^d \mathcal{E}_l$  is obtained by removing all the edges connecting the disjoint sub-graphs  $\{G_l\}_{l=1}^d$ . Theorem 3.2 and Corollary 3.3 together makes the connection concrete between the state space collapse in a parallel server system and CRP decomposition in a transportation polytope. We now present a remark which outlines the occurrence of redundant edges in the context of ride-hailing.

**REMARK 1.** *The definition of the non-basic activities given in [1, Section 4] are equivalent to the redundant edges introduced in this paper. The following two points makes the connection between the two concepts concrete. 1) Each connected component by considering only basic edges in [1] corresponds to one of the components of the CRP decomposition in this paper. 2) The dimension of the underlying Brownian control problem corresponds to the number of disconnected components by considering only the basic edges in [1] and the dimension of the SSC presented in this paper is the number of components in CRP decomposition. This sheds light on the possibility that the definition of CRP decomposition presented in this paper can be applicable to more general settings.*

### 3.3 Production and Manufacturing Systems

**3.3.1 Designing the Flexibility Graph.** In the previous section, given a flexibility structure  $G(\mathcal{I} \cup \mathcal{J}, \mathcal{E})$ , we analyzed the SSC and heavy traffic performance of a parallel server system. In this section, we consider the converse viewpoint of designing a flexibility structure with a given number of edges to achieve the best stochastic performance. This is a relevant problem in the context of production systems with plants as the servers and stochastic demand arriving into the system. Each of the plant can be equipped with multiple technologies to manufacture multiple products, however the operator incurs a cost in doing so. Given a certain budget restricts the flexibility of the plants. Then, the problem at hand is to design a flexibility structure with a given number of edges. We will propose flexibility structure with a given number of edges that minimizes the dimension of the SSC, which is a direct indicator of the performance.

**THEOREM 3.4.** *Given  $(\mathbf{v}, \boldsymbol{\mu})$ , for any flexibility structure  $G(\mathcal{I} \cup \mathcal{J}, \mathcal{E})$  such that the parallel server queue under max-weight exhibits  $d$  dimensional SSC,  $|\mathcal{E}| \geq m + n - d + \mathbb{1}\{d < d_\star\}$ . Also, there exists a flexibility structure such that the equality is attained.*

The above theorem is a consequence of Proposition 2.8 from Section 2.2. We will first consider the case of  $d = 1$ , i.e. the parallel server system behaves like a resource pooled system. By Theorem 3.4, if  $\sum_{i=1}^m v_i \geq (m + n - 1)\text{GCD}(\mathbf{v}, \boldsymbol{\mu})$ , then  $m + n - 1$  edges are sufficient to ensure that the system behaves like a resource pooled (CRP) system. It is known that if the parallel server queue satisfy CRP under max-weight matching, then, max-weight is delay optimal [37]. We present the result in the following corollary:

**COROLLARY 3.5.** *Given  $(\mathbf{v}, \boldsymbol{\mu})$  such that  $\sum_{i=1}^m v_i \geq (m + n - 1)\text{GCD}(\mathbf{v}, \boldsymbol{\mu})$ , then there exists a feasibility graph  $G(\mathcal{I} \cup \mathcal{J}, \mathcal{E})$  with  $|\mathcal{E}| = m + n - 1$  such that max-weight minimizes the limiting expected sum of queue lengths as  $\epsilon \rightarrow 0$ , i.e.*

$$\text{Max-Weight} = \arg \min \left( \lim_{\epsilon \rightarrow 0} \mathbb{E} \left[ \sum_{i=1}^m \bar{q}_i^{(\epsilon)} \right] \right).$$

This is an improvement over the state of the art [37]. The authors in [37] show that  $m + n$  edges are sufficient to ensure CRP and there exists certain  $(\mathbf{v}, \boldsymbol{\mu})$  such that  $m + n - 1$  are not sufficient. On the other hand, we explicitly characterize  $(\mathbf{v}, \boldsymbol{\mu})$  such that  $m + n - 1$  are sufficient to ensure CRP. In addition, we can use Algorithm 2 to find a flexibility structure with  $m + n - 1$  edges (when it exists) such that CRP is satisfied.

**3.3.2 Improving the Flexibility Graph.** In this section, we will consider a given flexibility graph  $G(\mathcal{I} \cup \mathcal{J}, \mathcal{E})$  and a budget to add one additional edges. The objective is to minimize the dimension of the SSC of the resultant graph. We will use the results from Section 2.4 to answer this question. The result is presented below:

**THEOREM 3.6.** *Given  $(\mathbf{v}, \boldsymbol{\mu}, \mathcal{E})$  and a budget for adding one additional edges, Algorithm 4 outputs the edges such that the reduction in the dimension of SSC is maximized.*

The theorem above is a consequence of Theorem 2.21 and Lemma 3.1. In particular, by Lemma 3.1, the ERP number is equal to the dimension of the SSC. Algorithm 4 outputs the set of edges such that the ERP number is minimized.

### 3.4 A Parallel Server System with Two Customer and Two Server Types

In this section, we will illustrate all of our results using an illustrative example of  $2 \times 2$  parallel server system. We consider this simple example as it preserves many challenges faced in analyzing parallel server system. It was quoted in [15] that, “N-system is one of the simplest parallel server system models that retains much of the complexity inherent in more general models”. Only four possible flexibility structures are possible and they are illustrated in Figure 11. We start by first

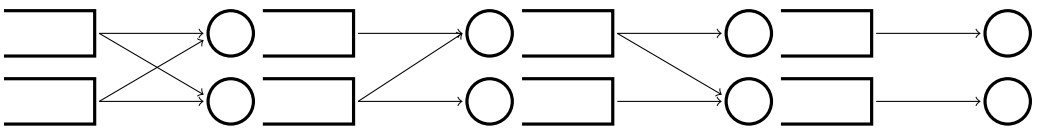


Fig. 11. From left to right: complete graph, N-Network, reverse N-Network, disconnected graph in a  $2 \times 2$  parallel server system.

outlining the condition such that the  $2 \times 2$  transportation polytope is generic.

LEMMA 3.7. Given  $\nu \in \mathbb{Z}_+^2$ ,  $\mu \in \mathbb{Z}_+^2$  with  $\nu_1 + \nu_2 = \mu_1 + \mu_2$ , the polytope  $\mathcal{T}$  is generic if and only if  $\nu_1 \neq \mu_1$  and  $\nu_2 \neq \mu_2$ .

Next, note that if  $\nu_1 = \nu_2 = \mu_1 = \mu_2$ , then  $d^* = d_* = 2$  which can be easily verified by observation. By Theorem 3.4, at least 4 edges, or equivalently, complete graph is required to ensure that the queueing system exhibits CRP. In addition, 2 edges are sufficient to ensure stability. If  $\nu_1 = \mu_1$  but  $\nu_2 \neq \mu_2$  then,  $d^* = 2$  and  $d_* = 1$ . Then, only 3 edges are sufficient for CRP. In addition, 2 edges are sufficient to ensure stability. Lastly, if  $\nu_1 \neq \mu_1$  and  $\nu_2 \neq \mu_2$  then,  $d_* = d^* = 1$ . Then, only 3 edges are sufficient for CRP but 3 edges are required for stability as well. All these observations are summarized in the following proposition:

PROPOSITION 3.8. In a  $2 \times 2$  parallel server system with  $\nu_1 + \nu_2 = \mu_1 + \mu_2$ , the following are true:

- (1) If  $\nu_1 = \nu_2 = \mu_1 = \mu_2$ , then complete graph exhibits CRP and the remaining cases exhibits 2 dimensional SSC.
- (2) If  $\nu_1 = \mu_1$  but  $\nu_2 \neq \mu_2$ , then complete graph and reverse N-Network exhibits CRP; N-Network and disconnected graph exhibits 2 dimensional SSC;
- (3) If  $\nu_1 \neq \mu_1$  and  $\nu_2 \neq \mu_2$ , then complete graph, reverse N-Network, and N-Network exhibits CRP; and disconnected graph is unstable.

We omit the proofs of Proposition 3.8 and Lemma 3.7 as they are elementary in light of the results presented in the paper. The behavior of Max-Weight under CRP condition is understood in [37]. In addition, the case of disconnected graph is equivalent to two independent single server queues which is also well understood in the literature. In Case (1) and (2) ( $\nu_1 = \mu_1$ ), Proposition 3.8 states that N-Network exhibits a 2 dimensional state space collapse. It would be tempting to conclude that the diagonal edge is inconsequential as  $x_{12} = 0$  for any  $x \in \mathcal{T}_{\{(1,1), (2,1), (2,2)\}}$ . However, we now illustrate using simulations that this is not the case. The inclusion of middle link does not change the weighted sum of queue lengths but redistributes the load among the two queues.

The simulation setup is as follows: We consider the arrival distribution such that  $\lambda_1^{(\epsilon)} = \lambda_2^{(\epsilon)} = 1 - \epsilon$  and  $(\sigma_1^2)^{(\epsilon)} \rightarrow 2/3$  and  $(\sigma_2^2)^{(\epsilon)} \rightarrow 2$ . The service is such that  $\mu_1 = \mu_2 = 1$ . We consider 4 graph topology: 1) Disconnected graph given by  $\{(1, 1), (2, 2)\}$ , 2) N-Network given by  $\{(1, 1), (2, 1), (2, 2)\}$ , 3) reverse N-Network given by  $\{(1, 1), (1, 2), (2, 2)\}$  and, 4) Complete graph given by  $\{(1, 1), (1, 2), (2, 1), (2, 2)\}$ . The queueing system is simulated to calculate the expected queue lengths  $(\mathbb{E}[q_1^{(\epsilon)}], \mathbb{E}[q_2^{(\epsilon)}])$  for different values of  $\epsilon \in (0, 1)$ . The results are summarized in Table 1.

$\epsilon$	Disconnected	N-Network	Reverse N-Network	Complete Graph
0.1	(3, 10)	(10, 4)	(2, 11)	(4, 4)
0.05	(7, 20)	(19, 8)	(4, 23)	(7, 7)
0.01	(33, 102)	(93, 42)	(21, 115)	(34, 34)
0.005	(65, 192)	(184, 84)	(41, 217)	(66, 66)

Table 1. Expected queue lengths  $(\mathbb{E}[\bar{q}_1], \mathbb{E}[\bar{q}_2])$  in  $2 \times 2$  parallel server queues with different compatibility graphs

## REFERENCES

- [1] Baris Ata, Nasser Barjesteh, and Sunil Kumar. 2020. Dynamic dispatch and centralized relocation of cars in ride-hailing platforms.
- [2] Michel L Balinski. 1984. The Hirsch conjecture for dual transportation polyhedra. *Mathematics of Operations Research* 9, 4 (1984), 629–633.
- [3] Alexander Barg and Oleg Rustamovich Musin. 2014. *Discrete geometry and algebraic combinatorics*. Vol. 625. American Mathematical Society, Providence, RI.
- [4] Steven L Bell and Ruth J Williams. 2001. Dynamic scheduling of a system with two parallel servers in heavy traffic with resource pooling: Asymptotic optimality of a threshold policy. *Annals of Applied Probability* 11, 3 (2001), 608–649.
- [5] Garrett Birkhoff. 1946. Three observations on linear algebra. *Univ. Nac. Tacuman, Rev. Ser. A* 5 (1946), 147–151.
- [6] Anton Braverman, JG Dai, and Masakiyo Miyazawa. 2017. Heavy traffic approximation for the stationary distribution of a Generalized Jackson Network: The BAR approach. *Stochastic Systems* 7, 1 (2017), 143–196.
- [7] Graham Brightwell, Jan Van den Heuvel, and Leen Stougie. 2006. A linear bound on the diameter of the transportation polytope. *Combinatorica* 26, 2 (2006), 133–139.
- [8] Richard A Brualdi. 2006. *Combinatorial matrix classes*. Vol. 13. Cambridge University Press, Cambridge.
- [9] Jesús A De Loera, Edward D Kim, Shmuel Onn, and Francisco Santos. 2009. Graphs of transportation polytopes. *Journal of Combinatorial Theory, Series A* 116, 8 (2009), 1306–1325.
- [10] Douglas G Down and Mark E Lewis. 2010. The N-network model with upgrades. *Probability in the Engineering and Informational Sciences* 24, 2 (2010), 171.
- [11] Vladimir Alekseevich Emelichev, Mikhail Mikhailovich Kovalev, and Mikhail Konstantinovich Kravtsov. 1984. *Polytopes, graphs and optimisation*. Cambridge University Press, Cambridge.
- [12] A. Eryilmaz and R. Srikant. 2012. Asymptotically tight steady-state queue length bounds implied by drift conditions. *Queueing Systems* 72, 3-4 (2012), 311–359.
- [13] D. Gamarnik and A. Zeevi. 2006. Validity of Heavy Traffic Steady-State Approximations in Generalized Jackson Networks. *The Annals of Applied Probability* 16, 1 (2006), 56–90.
- [14] Ofer Garnett and Avishai Mandelbaum. 2000. An Introduction to Skills-Based Routing and its Operational Complexities. <http://iew3.technion.ac.il/serveng2012S/Lectures/SBR.pdf> Teaching Notes.
- [15] Samim Ghamami and Amy R Ward. 2013. Dynamic scheduling of a two-server parallel server system with complete resource pooling and renegeing in heavy traffic: Asymptotic optimality of a two-threshold policy. *Mathematics of Operations Research* 38, 4 (2013), 761–824.
- [16] David Gregory. 2010. *Hall conditions for edge-weighted bipartite graphs*. Technical Report. Queen’s University.
- [17] Itai Gurvich. 2014. Diffusion models and steady-state approximations for exponentially ergodic Markovian queues. *The Annals of Applied Probability* 24, 6 (2014), 2527–2559.
- [18] Itai Gurvich and Ward Whitt. 2009. Scheduling flexible servers with convex delay costs in many-server service systems. *Manufacturing & Service Operations Management* 11, 2 (2009), 237–253.
- [19] J Harrison. 1988. Brownian Models of Queueing Networks with Heterogeneous Customer Populations. In *Stochastic Differential Systems, Stochastic Control Theory and Applications*. Springer, New York, 147–186.
- [20] J Michael Harrison. 1998. Heavy traffic analysis of a system with parallel servers: asymptotic optimality of discrete-review policies. *Annals of applied probability* 8, 3 (1998), 822–848.
- [21] Frank L Hitchcock. 1941. The distribution of a product from several sources to numerous localities. *Journal of mathematics and physics* 20, 1-4 (1941), 224–230.
- [22] Alan Hoffman. 2007. What the transportation problem did for me. *Annals of Operations Research* 149, 1 (2007), 117–120.
- [23] D. Hurtado-Lange and S. T. Maguluri. 2019. Heavy-Traffic Analysis of Queueing Systems with no Complete Resource Pooling. arXiv:arXiv:1904.10096
- [24] Daniela Hurtado-Lange and Siva Theja Maguluri. 2020. Transform methods for heavy-traffic analysis. *Stochastic Systems* 10, 4 (2020), 275–309.
- [25] Daniela Hurtado-Lange, Sushil Mahavir Varma, and Siva Theja Maguluri. 2020. Logarithmic Heavy Traffic Error Bounds in Generalized Switch and Load Balancing Systems. arXiv:arXiv:2003.07821
- [26] Leonid V Kantorovich. 2006. On the translocation of masses. *Journal of mathematical sciences* 133, 4 (2006), 1381–1382.
- [27] Edward D Kim and Francisco Santos. 2010. An update on the Hirsch conjecture. *Jahresbericht der Deutschen Mathematiker-Vereinigung* 112, 2 (2010), 73–98.
- [28] J Kingman. 1962. On queues in heavy traffic. *Journal of the Royal Statistical Society. Series B (Methodological)* 24 (1962), 383–392. Issue 2.
- [29] Victor Klee and Christoph Witzgall. 1968. Facets and vertices of transportation polytopes. *Mathematics of the decision sciences* 1 (1968), 257–282.

- [30] Tjalling C Koopmans. 1949. Optimum utilization of the transportation system. *Econometrica: Journal of the Econometric Society* 17 (1949), 136–146.
- [31] Harold J Kushner and YN Chen. 2000. Optimal control of assignment of jobs to processors under heavy traffic. *Stochastics: An International Journal of Probability and Stochastic Processes* 68, 3–4 (2000), 177–228.
- [32] Siva Theja Maguluri and R Srikant. 2016. Heavy traffic queue length behavior in a switch under the MaxWeight algorithm. *Stochastic Systems* 6, 1 (2016), 211–250. <http://dx.doi.org/10.1214/15-SSY193>
- [33] A Mandelbaum and A Stolyar. 2004. Scheduling flexible servers with convex delay costs: heavy-traffic optimality of the generalized  $c\mu$ -rule. *Operations Research* 52, 6 (2004), 836–855.
- [34] Takayuki Osogami, Mor Harchol-Balter, and Alan Scheller-Wolf. 2005. Analysis of cycle stealing with switching times and thresholds. *Performance Evaluation* 61, 4 (2005), 347–369.
- [35] Igor Pak. 2000. On the number of faces of certain transportation polytopes. *European Journal of Combinatorics* 21, 5 (2000), 689–694.
- [36] Francisco Santos. 2012. A counterexample to the Hirsch conjecture. *Annals of mathematics* 176, 1 (2012), 383–412.
- [37] Cong Shi, Yehua Wei, and Yuan Zhong. 2019. Process Flexibility for Multiperiod Production Systems. *Operations Research* 67, 5 (2019), 1300–1320.
- [38] Robert A Shumsky. 2004. Approximation and analysis of a call center with flexible and specialized servers. *OR Spectrum* 26, 3 (2004), 307–330.
- [39] R. Srikant and L. Ying. 2014. *Communication Networks: An Optimization, Control and Stochastic Networks Perspective*. Cambridge University Press, Cambridge.
- [40] A Stolyar. 2004. MaxWeight scheduling in a generalized switch: State space collapse and workload minimization in heavy traffic. *Annals of Applied Probability* 14, 1 (2004), 1–53.
- [41] L. Tassiulas and A. Ephremides. 1992. Stability properties of constrained queueing systems and scheduling policies for maximum throughput in multihop radio networks. *IEEE Trans. Automat. Control* 37, 12 (Dec 1992), 1936–1948. <https://doi.org/10.1109/9.182479>
- [42] Tolga Tezcan and JG Dai. 2010. Dynamic control of N-systems with many servers: Asymptotic optimality of a static priority policy in heavy traffic. *Operations Research* 58, 1 (2010), 94–110.
- [43] R Williams. 2000. On dynamic scheduling of a parallel server system with complete resource pooling. *Fields Institute Communications* 28, 49–71 (2000), 5–1.

## A TRANSPORTATION POLYTOPE

### A.1 Proofs: Connectivity of Support Graph Corresponding to Extreme Points

#### A.1.1 Proof of Proposition 2.8.

LEMMA A.1. Denote the output of Algorithm 1 which initialize the input for Algorithm 2 by  $\mathbf{x}^0$ . Also, let  $|\mathcal{B}(\mathbf{x}^0)| = \tilde{l}_0$ . Then the iterates  $\{\mathbf{x}^k\}_{k=1}^{m+n-d_\star-\tilde{l}_0}$  of Algorithm 2 are extreme points of  $\mathcal{T}$  and  $|\mathcal{B}(\mathbf{x}^k)| = \tilde{l}_0 + k$ .

PROOF OF LEMMA A.1. We will prove this lemma by using induction. Denote the assignment obtained after  $k$  iteration of Algorithm 2 by  $\mathbf{x}^k$ .

**Induction Hypothesis:** After  $0 \leq k < m + n - d_\star - \tilde{l}_0$  iterations of the while loop in Algorithm 2, we have  $\mathbf{x}^k \in \mathcal{T}$  and the graph  $G(\mathcal{I} \cup \mathcal{J}, \mathcal{B}(\mathbf{x}^k))$  is a forest with  $\tilde{l}_k = |\mathcal{B}(\mathbf{x}^k)| = \tilde{l}_0 + k$ .

**Base Case:** We initialize  $\mathbf{x}$  by the output of Algorithm 1. Thus, by Lemma 2.3,  $\mathbf{x}^0$  is an extreme point of  $\mathcal{T}$  and by Lemma 2.2,  $\mathcal{B}(\mathbf{x}^0)$  is a forest. Lastly,  $|\mathcal{B}(\mathbf{x}^0)| = \tilde{l}_0$  by definition. Thus, the base case is satisfied.

**Induction Step:** First, we will show that if  $|\mathcal{B}(\mathbf{x}^k)| < m + n - d_\star$ , then there exists  $i_1, i_2 \in \mathcal{I}$ ,  $j_1, j_2 \in \mathcal{J}$  such that  $(i_1, j_1), (i_2, j_2) \in \mathcal{B}(\mathbf{x}^k)$ ,  $x_{i_1 j_1} \neq x_{i_2 j_2}$ , and  $i_1$  and  $i_2$  are not connected in  $G(\mathcal{I} \cup \mathcal{J}, \mathcal{B}(\mathbf{x}^k))$ . Assume no such  $i_1, i_2, j_1, j_2$  exists. By induction hypothesis,  $G(\mathcal{I} \cup \mathcal{J}, \mathcal{B}(\mathbf{x}^k))$  is a forest with  $|\mathcal{B}(\mathbf{x}^k)| < m + n - d_\star$ . Then, if no such  $i_1, i_2, j_1, j_2$  exists, there exists  $c \in \mathbb{Z}_+$  such that  $x_{i_j}^k = c$  for all  $(i, j) \in \mathcal{B}(\mathbf{x}^k)$  and 0 otherwise. By induction hypothesis,  $\mathbf{x}^k \in \mathcal{T}$ . Thus,  $\text{GCD}(\mathbf{v}, \boldsymbol{\mu}) \geq c$  as all the components of  $\mathbf{v}$  and  $\boldsymbol{\mu}$  are sum of subset of components of  $\mathbf{x}^k$ . Thus, we

have

$$\langle \mathbf{1}_m, \mathbf{v} \rangle = \langle \mathbf{1}_{m \times n}, \mathbf{x} \rangle = |\mathcal{B}(\mathbf{x}^k)|c \leq |\mathcal{B}(\mathbf{x}^k)|\text{GCD}(\mathbf{v}, \boldsymbol{\mu}) < (m + n - d_\star)\text{GCD}(\mathbf{v}, \boldsymbol{\mu})$$

which implies that  $d_\star < m + n - \langle \mathbf{1}_m, \mathbf{v} \rangle / \text{GCD}(\mathbf{v}, \boldsymbol{\mu})$  which contradicts the definition of  $d_\star$ .

Next, observe that the transformation on  $\mathbf{x}^k$  to obtain  $\mathbf{x}^{k+1}$  ensures non-negativity and also that the row sums and the column sums remains unaltered. This implies that  $\mathbf{x}^{k+1} \in \mathcal{T}$ .

Lastly, we will show that  $G(\mathcal{I} \cup \mathcal{J}, \mathcal{B}(\mathbf{x}^{k+1}))$  is a forest with  $|\mathcal{B}(\mathbf{x}^{k+1})| = |\mathcal{B}(\mathbf{x}^k)| + 1$ . Let  $G_1^k \stackrel{\Delta}{=} G(\mathcal{I}_1^k \cup \mathcal{J}_1^k, \mathcal{E}_1^k), G_2^k \stackrel{\Delta}{=} G(\mathcal{I}_2^k \cup \mathcal{J}_2^k, \mathcal{E}_2^k)$  be two connected components of  $G(\mathcal{I} \cup \mathcal{J}, \mathcal{B}(\mathbf{x}^k))$  such that  $(i_1, j_1) \in \mathcal{E}_1^k, (i_2, j_2) \in \mathcal{E}_2^k$ , and  $x_{i_1 j_1}^k \neq x_{i_2 j_2}^k$ . By the transformation described in Algorithm 2, all the other connected components remains unaltered. We will show that after the transformation,  $G_1^k \cup G_2^k$  forms a connected tree which will conclude the induction step.

Without loss of generality, assume that  $x_{i_1 j_1}^k < x_{i_2 j_2}^k$ . Observe that, we have

$$\mathcal{B}(\mathbf{x}^{k+1}) = \mathcal{B}(\mathbf{x}^k) \cup \{(i_1, j_2), (i_2, j_1)\} \setminus \{(i_1, j_1)\}.$$

Thus, we need to show that the bipartite graph denoted by  $G_{1 \cup 2}^{k+1}$  with  $\mathcal{I}_1^k \cup \mathcal{I}_2^k$  demand nodes,  $\mathcal{J}_1^k \cup \mathcal{J}_2^k$  supply nodes, and the set of edges given by  $\mathcal{E}_1^k \cup \mathcal{E}_2^k \cup \{(i_1, j_2), (i_2, j_1)\} \setminus \{(i_1, j_1)\}$  is a tree. First, note that

$$\begin{aligned} |\mathcal{E}_1^k \cup \mathcal{E}_2^k \cup \{(i_1, j_2), (i_2, j_1)\} \setminus \{(i_1, j_1)\}| &= |\mathcal{E}_1^k| + |\mathcal{E}_2^k| + 2 - 1 \\ &= |\mathcal{I}_1^k| + |\mathcal{J}_1^k| - 1 + |\mathcal{I}_2^k| + |\mathcal{J}_2^k| - 1 + 1 \\ &= |\mathcal{I}_1^k| + |\mathcal{J}_1^k| + |\mathcal{I}_2^k| + |\mathcal{J}_2^k| - 1, \end{aligned}$$

where the second equality follows as  $G_1^k, G_2^k$  are trees. Now, we will show the connectivity of the graph by showing that there exists a path connecting  $u, v \in \mathcal{I}_1^k \cup \mathcal{I}_2^k \cup \mathcal{J}_1^k \cup \mathcal{J}_2^k$  by considering the following three cases:

**Case I:**  $u, v \in \mathcal{I}_2^k \cup \mathcal{J}_2^k$ . Let  $p_{uv}$  be a path connecting  $u, v$  in graph  $G_2^k$ . Such a path exists as  $G_2^k$  is a tree. Then,  $p_{uv}$  connects  $u, v$  in graph  $G_{1 \cup 2}^{k+1}$ .

**Case II:**  $u, v \in \mathcal{I}_1^k \cup \mathcal{J}_1^k$ . Let  $p_{uv}$  be a path connecting  $u, v$  in graph  $G_1^k$ . If  $(i_1, j_1) \in p_{uv}$  then replace it with  $((i_1, j_2), (j_2, i_2), (i_2, j_1))$ . This will result in a path from  $u$  to  $v$  in  $G_{1 \cup 2}^{k+1}$ .

**Case III:**  $u \in \mathcal{I}_1^k \cup \mathcal{J}_1^k$  and  $v \in \mathcal{I}_2^k \cup \mathcal{J}_2^k$ . Let  $p_{ui_1}$  be a path from  $u$  to  $i_1$  in  $G_1^k$ . If  $(j_1, i_1) \in p_{ui_1}$ , then delete  $(j_1, i_1)$  from  $p_{ui_1}$  and consider  $p_{uj_1}$  which does not contain  $(i_1, j_1)$  or  $(j_1, i_1)$ . Thus, without loss of generality, we assume that  $(i_1, j_1) \notin p_{uj_1}$ . In addition, let  $p_{i_2 v}$  be a path from  $i_2$  to  $v$  in  $G_{i_2}^k$ . Thus, the path  $(p_{uj_1}, (j_1, i_2), p_{i_2 v})$  connects  $u$  to  $v$  in  $G_{1 \cup 2}^{k+1}$ .

Thus,  $G_{1 \cup 2}^{k+1}$  is connected which concludes the induction step. The proof is complete as by Lemma 2.2, for  $\mathbf{x} \in \mathcal{T}$   $G(\mathcal{I} \cup \mathcal{J}, \mathcal{B}(\mathbf{x}))$  being a forest implies that  $\mathbf{x}$  is an extreme point.  $\square$

**PROOF OF PROPOSITION 2.8.** By Lemma A.1 with  $k = m + n - d_\star - \tilde{l}_0$ , Algorithm 2 outputs an extreme point  $\mathbf{x} \in \mathcal{T}$  such that  $|\mathcal{B}(\mathbf{x})| = m + n - d_\star$ . If  $d_\star = 1$ , it implies that  $\mathbf{x}$  is an extreme point with  $m + n - 1$  positive components. Thus,  $\mathbf{x}$  is such that the support graph is a tree.  $\square$

#### A.1.2 Proof of Theorem 2.5, Corollary 2.6, and Lemma 2.7.

**LEMMA A.2.** For a given  $\mathbf{v} \in \mathbb{Z}_+^n, \boldsymbol{\mu} \in \mathbb{Z}_+^m$ , any extreme point of  $\mathcal{T}$  is component wise divisible by  $\text{GCD}(\mathbf{v}, \boldsymbol{\mu})$ .

PROOF OF LEMMA A.2. Consider the following transportation polytope with scaled demand and supply:

$$\mathcal{T}' = \left\{ \mathbf{y} \in \mathbb{R}_+^{n \times m} : \frac{v_i}{\text{GCD}(\mathbf{v}, \boldsymbol{\mu})} = \sum_{j=1}^m y_{ij} \forall i \in \mathcal{I}, \frac{\mu_j}{\text{GCD}(\mathbf{v}, \boldsymbol{\mu})} = \sum_{i=1}^n y_{ij} \forall j \in \mathcal{J} \right\}.$$

Note that,  $\mathbf{y}^*$  is a basic feasible solution of  $\mathcal{T}'$  if and only if  $\mathbf{x}^* = \mathbf{y}^* \text{GCD}(\mathbf{v}, \boldsymbol{\mu})$  is a basic feasible solution of  $\mathcal{T}$ . This can be verified by using the definition of a basic feasible solution of a polytope. By Lemma 2.1, we know that  $\mathbf{y}^*$  is an integral matrix. This completes the proof.  $\square$

PROOF OF THEOREM 2.5. First we will prove that there exists an extreme point  $\mathbf{x} \in \mathcal{T}$  with  $|\mathcal{B}(\mathbf{x})| = m+n-d$  for all  $d \in \{d_\star, \dots, d^*\}$ . We will present a constructive proof by using Algorithm 2. By definition of  $d^*$ , there exists an extreme point  $\mathbf{x}^* \in \mathcal{T}$  such that  $|\mathcal{B}(\mathbf{x}^*)| = m+n-d^*$ . Initialize  $\mathbf{x} = \mathbf{x}^*$  in Algorithm 2. Now, by Lemma A.1, Algorithm 2 generates extreme points  $\{\mathbf{x}^k\}_{k=1}^{d^*-d_\star}$  such that  $|\mathcal{B}(\mathbf{x}^k)| = m+n-d^*+k$ , equivalently,  $\{\mathbf{x}^k\}_{k=d_\star+1}^{d^*}$  such that  $|\mathcal{B}(\mathbf{x}^k)| = m+n-d^*+k$ . This completes one part of the proof as  $\mathbf{x}^k$  is an extreme point. Thus by Lemma 2.2, the support graph is a forest. As  $|\mathcal{B}(\mathbf{x}^k)| = m+n-d^*+k$ , the support graph has  $d^*-k$  connected components for all  $k \in [d^*-d_\star]$ .

Now, we will show that there does not exist extreme point  $\mathbf{x}$  of  $\mathcal{T}$  such that  $|\mathcal{B}(\mathbf{x})| = m+n-d$  if  $d \notin \{d_\star, \dots, d^*\}$ . Note that, no such  $\mathbf{x}$  exists if  $d > d^*$  by the definition of  $d^*$ . Now, assume that there exists an extreme point  $\mathbf{x} \in \mathcal{T}$  such that  $|\mathcal{B}(\mathbf{x})| > m+n-d_\star$ . By Lemma A.2, the extreme points of  $\mathcal{T}$  are component wise divisible by  $\text{GCD}(\mathbf{v}, \boldsymbol{\mu})$ . Thus, if  $x_{ij} > 0$ , then we must have  $x_{ij} \geq \text{GCD}(\mathbf{v}, \boldsymbol{\mu})$ . As  $|\mathcal{B}(\mathbf{x})| > m+n-d_\star$ ,  $\langle \mathbf{1}_{m \times n}, \mathbf{x} \rangle > (m+n-d_\star) \text{GCD}(\mathbf{v}, \boldsymbol{\mu})$ . As  $\langle \mathbf{1}_m, \mathbf{v} \rangle = \langle \mathbf{1}_{m \times n}, \mathbf{x} \rangle$ , we have  $d_\star > m+n - \langle \mathbf{1}_m, \mathbf{v} \rangle / \text{GCD}(\mathbf{v}, \boldsymbol{\mu})$ . By the definition of  $e^*$ , we have  $d_\star = 1$  implying that  $|\mathcal{B}(\mathbf{x})| > m+n-1$ . This is a contradiction as  $G(\mathcal{I} \cup \mathcal{J}, \mathcal{B}(\mathbf{x}))$  is a forest by Lemma 2.2.  $\square$

PROOF OF COROLLARY 2.6. If  $\langle \mathbf{1}_n, \mathbf{v} \rangle \geq (m+n-1) \text{GCD}(\mathbf{v}, \boldsymbol{\mu})$ , then  $d_\star = 1$ . By Theorem 2.5, there exists an extreme point of  $\mathcal{T}$  such that the support graph is a tree by Theorem 2.5.

Conversely, if there exists an extreme point whose support is a tree, then  $d_\star = 1$ . Thus,  $\langle \mathbf{1}_n, \mathbf{v} \rangle \geq (m+n-1) \text{GCD}(\mathbf{v}, \boldsymbol{\mu})$  which concludes the proof.  $\square$

PROOF OF LEMMA 2.7. Assume that an extreme point  $\mathbf{x} \in \mathcal{T}$  exists such that the support graph has at least  $d$  connected components. As  $\mathbf{x} \in \mathcal{T}$ , each connected component  $\{G(\mathcal{I}_l \cup \mathcal{J}_l, \mathcal{E}_l)\}_{l=1}^{d'}$  of  $G(\mathcal{I} \cup \mathcal{J}, \mathcal{B}(\mathbf{x}))$  must be such that  $\sum_{i \in \mathcal{I}_l} v_i = \sum_{j \in \mathcal{J}_l} \mu_j$  with  $d' \geq d$ . This implies that,  $\{\mathcal{I}_l\}_{l=1}^{d'}$  is a disjoint cover of  $\mathcal{I}$  and  $\{\mathcal{J}_l\}_{l=1}^{d'}$  is a disjoint cover of  $\mathcal{J}$  with  $d' \geq d$  and  $\sum_{i \in \mathcal{I}_l} v_i = \sum_{j \in \mathcal{J}_l} \mu_j$ . Define  $\mathcal{I}'_l = \mathcal{I}_l$  for  $l \in [d-1]$ ,  $\mathcal{I}'_d = \bigcup_{l=d}^{d'} \mathcal{I}_l$  and  $\mathcal{J}'_l = \mathcal{J}_l$  for  $l \in [d-1]$ ,  $\mathcal{J}'_d = \bigcup_{l=d}^{d'} \mathcal{J}_l$ . The disjoint covers  $\{\mathcal{I}'_l\}_{l=1}^d$  and  $\{\mathcal{J}'_l\}_{l=1}^d$  completes our construction.

Now, to prove the converse, define the transportation polytope with  $\mathcal{I}_l, \mathcal{J}_l$  nodes as follows:

$$\mathcal{T}_l = \left\{ \mathbf{x} \in \mathbb{R}_+^{|\mathcal{I}_l| \times |\mathcal{J}_l|} : \sum_{j \in \mathcal{J}_l} x_{ij} = v_i \forall i \in \mathcal{I}_l, \sum_{i \in \mathcal{I}_l} x_{ij} = \mu_j \forall j \in \mathcal{J}_l \right\} \quad \forall l \in [d].$$

$\mathcal{T}_l$  is non-empty as  $\sum_{i \in \mathcal{I}_l} v_i = \sum_{j \in \mathcal{J}_l} \mu_j$ . Let  $\mathbf{x}^l$  be an extreme point of  $\mathcal{T}_l$  and define  $\mathbf{x}$  as follows:

$$x_{ij} = \begin{cases} x^l_{ij} & \text{if } i \in \mathcal{I}_l, j \in \mathcal{J}_l \quad \forall l \in [d] \\ 0 & \text{otherwise.} \end{cases}$$

It can be easily verified that  $\mathbf{x} \in \mathcal{T}$ . Note that the support graph of  $\mathbf{x}$  has at least  $d$  connected components given by the support graphs of  $\{\mathbf{x}^l\}_{l=1}^d$ . This completes the proof.  $\square$



### A.1.3 Proof of Proposition 2.9.

PROOF OF PROPOSITION 2.9. We will consider two cases depending on the value of  $d$ .

**Case I** ( $d \geq d_\star$ ): For any graph  $G(\mathcal{I} \cup \mathcal{J}, \mathcal{B}(\mathbf{x}))$  to have  $d$  components, there must be at least  $m + n - d$  number of edges, i.e.  $|\mathcal{B}(\mathbf{x})| \geq m + n - d$ . Now, we construct an assignment  $\mathbf{x}$  such that the lower bound on  $|\mathcal{B}(\mathbf{x})|$  is achieved. As  $d \geq d_\star$ , by Theorem 2.5, there exists an extreme point  $\mathbf{x}$  of  $\mathcal{T}$  such that  $|\mathcal{B}(\mathbf{x})| = m + n - d$ . This concludes Case I.

**Case II** ( $d < d_\star$ ): For any graph  $G(\mathcal{I} \cup \mathcal{J}, \mathcal{B}(\mathbf{x}))$  to have  $d$  components, there must be at least  $m + n - d$  number of edges, i.e.  $|\mathcal{B}(\mathbf{x})| \geq m + n - d$ . Now, we will prove by contradiction that this lower bound is not achieved. Suppose, there exists  $\mathbf{x} \in \mathcal{T}$  such that  $G(\mathcal{I} \cup \mathcal{J}, \mathcal{B}(\mathbf{x}))$  has  $d$  components and  $|\mathcal{B}(\mathbf{x})| = m + n - d$ . As  $d < d_\star$ , by Theorem 2.5, for any extreme point  $\mathbf{x}^\star \in \mathcal{T}$ , we have  $|\mathcal{B}(\mathbf{x}^\star)| < m + n - d$ . Thus,  $\mathbf{x}$  cannot be an extreme point of  $\mathcal{T}$ . By Lemma 2.2, there must exist at least one cycle in  $G(\mathcal{I} \cup \mathcal{J}, \mathcal{B}(\mathbf{x}))$ . However,  $|\mathcal{B}(\mathbf{x})| = m + n - d$  which implies that  $G(\mathcal{I} \cup \mathcal{J}, \mathcal{B}(\mathbf{x}))$  have  $d$  connected components if and only if it is a forest. This is a contradiction. Thus, for any  $\mathbf{x} \in \mathcal{T}$ ,  $|\mathcal{B}(\mathbf{x})| \geq m + n - d + 1$ .

Now, we will show that such an  $\mathbf{x}$  exists by construction. Consider an extreme point  $\mathbf{x}_\star \in \mathcal{T}$  such that  $G(\mathcal{I} \cup \mathcal{J}, \mathcal{B}(\mathbf{x}_\star))$  has  $d_\star$  connected components. Now, we will transform  $\mathbf{x}_\star$  to  $\mathbf{x}$  by adding  $e = d_\star - d + 1$  edges to  $\mathcal{B}(\mathbf{x}_\star)$  and ensuring that  $G(\mathcal{I} \cup \mathcal{J}, \mathcal{B}(\mathbf{x}))$  has  $d$  connected components. First, observe that  $G(\mathcal{I} \cup \mathcal{J}, \mathcal{B}(\mathbf{x}_\star))$  is a forest with  $d_\star$  connected components. Denote them by  $\{G_l(\mathcal{I}_l \cup \mathcal{J}_l, \mathcal{E}_l)\}_{l=1}^{d_\star}$  and let  $(i_l, j_l) \in \mathcal{E}_l$ . Define  $\mathbf{x}$  as follows:

$$x_{ij} = \begin{cases} x_{ij}^\star - \frac{1}{2} \min_{l \in [e]} \{x_{i_l j_l}^\star\} & \text{if } (i, j) \in \{(i_l, j_l) : l \in [e]\} \\ \frac{1}{2} \min_{l \in [e]} \{x_{i_l j_l}^\star\} & \text{if } (i, j) \in \{(i_l, j_{l+1}) : l \in [e-1]\} \cup \{(i_e, j_1)\} \\ x_{ij}^\star & \text{otherwise.} \end{cases}$$

It can be easily checked that  $\mathbf{x} \in \mathcal{T}$  and  $|\mathcal{B}(\mathbf{x})| = |\mathcal{B}(\mathbf{x}_\star)| + e$  by observing that  $x_{ij} > 0$ ,  $x_{ij}^\star = 0$  for  $(i, j) \in \{(i_l, j_{l+1}) : l \in [e-1]\} \cup \{(i_e, j_1)\}$ . Thus,  $|\mathcal{B}(\mathbf{x})| = m + n - d_\star + d_\star - d + 1 - e^\star = m + n - d + 1$ . Now, note that the connected components  $\{G_l(\mathcal{I}_l \cup \mathcal{J}_l, \mathcal{E}_l)\}_{l=1}^e$  forms a single connected component after adding the set of edges given by  $\{(i_l, j_{l+1}) : l \in [e-1]\} \cup \{(i_e, j_1)\}$ . Thus,  $G(\mathcal{I} \cup \mathcal{J}, \mathcal{B}(\mathbf{x}))$  has  $d_\star - (e-1) = d$  connected components given by  $\{G_l(\mathcal{I}_l \cup \mathcal{J}_l, \mathcal{E}_l)\}_{l=e+1}^{d_\star}$  and  $G(\bigcup_{l=1}^e \mathcal{I}_l \cup \bigcup_{l=1}^e \mathcal{J}_l, \bigcup_{l=1}^e \mathcal{E}_l \cup \{(i_l, j_{l+1}) : l \in [e-1]\} \cup \{(i_e, j_1)\})$ . This completes our construction.  $\square$

## A.2 Proofs: Transportation Polytope with Constrained Support

A.2.1 *Proof of Lemmas.* In this section, we will present the proof of Lemma 2.12, and Lemma 2.14

PROOF OF LEMMA 2.12. The first part of the Lemma follows similar to the arguments presented in [18, Assumption 2.4] and we omit the details for brevity. Now, we will prove the second part of the lemma. Define the following transportation polytope:

$$\mathcal{T}_{\mathcal{E}}^\epsilon = \left\{ \mathbf{x} \in \mathbb{R}_+^{m \times n} \sum_{j=1}^m x_{ij} = v_i - \epsilon |\{j : (i, j) \in \mathcal{E}\}| \sum_{i=1}^n x_{ij} = \mu_j - \epsilon |\{i : (i, j) \in \mathcal{E}\}| x_{ij} = 0 \forall (i, j) \notin \mathcal{E} \right\}$$

As CRP condition is satisfied for  $(\mathbf{v}, \boldsymbol{\mu}, \mathcal{E})$ , there exists  $\delta > 0$ , such that

$$\sum_{i \in \tilde{\mathcal{I}}} v_i < \sum_{j: \exists i \in \tilde{\mathcal{I}}, (i, j) \in \mathcal{E}} \mu_j + \delta \quad \forall \tilde{\mathcal{I}} \subsetneq \mathcal{I}.$$

Thus, for  $\epsilon < \delta/(n+m)^2$ ,  $\mathcal{T}_\mathcal{E}^\epsilon$  is non empty. Thus, there exists  $\mathbf{x}^\epsilon \in \mathcal{T}_\mathcal{E}^\epsilon$ . Now, define  $\mathbf{x}$  as follows:

$$x_{ij} = \begin{cases} x_{ij}^\epsilon + \epsilon & \text{if } (i, j) \in \mathcal{E} \\ 0 & \text{otherwise.} \end{cases}$$

Observe that  $\mathbf{x} \in \mathcal{T}_\mathcal{E}$  and  $x_{ij} > 0$  for all  $(i, j) \in \mathcal{E}$ . This completes the proof of the second part of the lemma.  $\square$

**PROOF OF LEMMA 2.14.** We will prove the contrapositive. Assume that  $G(\mathcal{I} \cup \mathcal{J}, \mathcal{E})$  is connected and there does not exist a redundant edge. Then, there exists  $\mathbf{x}^{ij} \in \mathcal{T}_\mathcal{E}$  for all  $(i, j) \in \mathcal{E}$  such that  $x_{ij}^{ij} > 0$ . Define  $\mathbf{x} = \frac{1}{|\mathcal{E}|} \sum_{(i,j) \in \mathcal{E}} \mathbf{x}^{ij}$  and note that as  $\mathcal{T}_\mathcal{E}$  is a polytope,  $\mathbf{x} \in \mathcal{T}_\mathcal{E}$  and  $x_{ij} > 0$  for all  $(i, j) \in \mathcal{E}$ . Thus,  $\mathcal{B}(\mathbf{x}) = \mathcal{E}$ . As  $G(\mathcal{I} \cup \mathcal{J}, \mathcal{E})$  is connected,  $G(\mathcal{I} \cup \mathcal{J}, \mathcal{B}(\mathbf{x}))$  is connected which implies that CRP condition is satisfied using Lemma 2.12. This completes the proof.  $\square$

### A.2.2 Proof of Theorem 2.16.

**PROOF OF THEOREM 2.16.** Note that, for any  $\mathbf{x} \in \mathcal{T}_\mathcal{E}$ ,  $\mathcal{B}(\mathbf{x}) \subseteq \mathcal{E} \setminus \mathcal{E}_r$  as  $x_{ij} = 0$  for all  $(i, j) \in \mathcal{E}_r$ . This implies that any support graph has at least ERP number of connected components. Now, as  $(i, j) \in \mathcal{E} \setminus \mathcal{E}_r$  is not redundant by definition, there exists  $\mathbf{x}^{ij} \in \mathcal{T}_\mathcal{E}$  such that  $x_{ij}^{ij} > 0$ . Define  $\mathbf{x} = \frac{1}{|\mathcal{E} \setminus \mathcal{E}_r|} \sum_{(i,j) \in \mathcal{E} \setminus \mathcal{E}_r} \mathbf{x}^{ij}$  and note that as  $\mathcal{T}_\mathcal{E}$  is a polytope,  $\mathbf{x} \in \mathcal{T}_\mathcal{E}$  and  $x_{ij} > 0$  for all  $(i, j) \in \mathcal{E} \setminus \mathcal{E}_r$ . Thus,  $\mathcal{B}(\mathbf{x}) = \mathcal{E} \setminus \mathcal{E}_r$ . Thus, there exists  $\mathbf{x} \in \mathcal{T}_\mathcal{E}$  such that the support graph has ERP number of connected components. This completes the proof.  $\square$

**A.2.3 Proof of Proposition 2.17.** To prove the Proposition 2.17, we will first prove the Lemma 2.18. Before presenting the proof of Lemma 2.18, we present the following lemma with proof which is an intermediate step in proving Lemma 2.18.

**LEMMA A.3.** *If  $\tilde{\mathcal{I}} \subsetneq \mathcal{I}$  be such that*

$$\sum_{i \in \tilde{\mathcal{I}}} v_i = \sum_{j: \exists i \in \tilde{\mathcal{I}}, (i,j) \in \mathcal{E}} \mu_j$$

*then for any  $\mathbf{x} \in \mathcal{T}$ ,  $x_{ij} = 0$  for all  $i \in \mathcal{I} \setminus \tilde{\mathcal{I}}$  and  $j \in \{j : \exists i \in \tilde{\mathcal{I}}, (i, j) \in \mathcal{E}\}$ .*

**PROOF OF LEMMA A.3.** Consider an arbitrary  $\mathbf{x} \in \mathcal{T}_\mathcal{E}$ . We have

$$\begin{aligned} \sum_{j: \exists i \in \tilde{\mathcal{I}}, (i,j) \in \mathcal{E}} \mu_j &= \sum_{j: \exists i \in \tilde{\mathcal{I}}, (i,j) \in \mathcal{E}} \sum_{i \in \mathcal{I}} x_{ij} \\ &= \sum_{j: \exists i \in \tilde{\mathcal{I}}, (i,j) \in \mathcal{E}} \sum_{i \in \tilde{\mathcal{I}}} x_{ij} + \sum_{j: \exists i \in \tilde{\mathcal{I}}, (i,j) \in \mathcal{E}} \sum_{i \in \mathcal{I} \setminus \tilde{\mathcal{I}}} x_{ij} \\ &= \sum_{i \in \tilde{\mathcal{I}}} \sum_{j: \exists i \in \tilde{\mathcal{I}}, (i,j) \in \mathcal{E}} x_{ij} + \sum_{j: \exists i \in \tilde{\mathcal{I}}, (i,j) \in \mathcal{E}} \sum_{i \in \mathcal{I} \setminus \tilde{\mathcal{I}}} x_{ij} \\ &\stackrel{*}{=} \sum_{i \in \tilde{\mathcal{I}}} \sum_{j: (i,j) \in \mathcal{E}} x_{ij} + \sum_{j: \exists i \in \tilde{\mathcal{I}}, (i,j) \in \mathcal{E}} \sum_{i \in \mathcal{I} \setminus \tilde{\mathcal{I}}} x_{ij} \\ &= \sum_{i \in \tilde{\mathcal{I}}} v_i + \sum_{j: \exists i \in \tilde{\mathcal{I}}, (i,j) \in \mathcal{E}} \sum_{i \in \mathcal{I} \setminus \tilde{\mathcal{I}}} x_{ij} \\ &\stackrel{**}{=} \sum_{j: \exists i \in \tilde{\mathcal{I}}, (i,j) \in \mathcal{E}} \mu_j + \sum_{j: \exists i \in \tilde{\mathcal{I}}, (i,j) \in \mathcal{E}} \sum_{i \in \mathcal{I} \setminus \tilde{\mathcal{I}}} x_{ij}, \end{aligned}$$

where (\*) follows as  $x_{ij} = 0$  for  $(i, j) \in \mathcal{E}$  such that  $i \in \tilde{\mathcal{I}}$  and  $j \in \mathcal{J}$  such that, there does not exists  $i \in \tilde{\mathcal{I}} : (i, j) \in \mathcal{E}$ . Lastly, (\*\*) follows by the statement of the lemma. Now, we have

$$\sum_{j: \exists i \in \tilde{\mathcal{I}}, (i, j) \in \mathcal{E}} \sum_{i \in \mathcal{I} \setminus \tilde{\mathcal{I}}} x_{ij} = 0 \Rightarrow x_{ij} = 0 \quad \forall i \notin \tilde{\mathcal{I}}, j \in \mathcal{J} : \exists i \in \tilde{\mathcal{I}}, (i, j) \in \mathcal{E}.$$

This proves the lemma.  $\square$

**PROOF OF LEMMA 2.18.** Let  $\{\mathcal{I}_l\}_{l=1}^d$  be a disjoint cover of  $\mathcal{I}$  and  $G_l = G(\mathcal{I}_l \cup \mathcal{J}_l, \mathcal{E}_l)$  be the corresponding sub-graphs satisfying the hypothesis of Lemma 2.18. Now, we will prove the lemma using induction as follows:

**Induction hypothesis:** For any  $\mathbf{x} \in \mathcal{T}$  and  $l \leq d$ , we have

$$x_{ij} = 0 \quad \forall i \notin \mathcal{I}_{l'}, j \in \mathcal{J}_{l'} \quad \forall l' \leq l.$$

**Base Case:** For  $l = 1$ , we need to prove the following:

$$x_{ij} = 0 \quad \forall i \notin \mathcal{I}_1, j \in \mathcal{J}_1.$$

This follows directly by Lemma A.3 as  $\{j : \exists i \in \mathcal{I}_1, (i, j) \in \mathcal{E}\} = \mathcal{J}_1$  and  $\sum_{i \in \mathcal{I}_1} v_i = \sum_{j \in \mathcal{J}_1} \mu_j$  as  $G_1$  satisfy the CRP condition.

**Induction Step:** Note that by Induction hypothesis,  $\mathbf{x} \in \mathcal{T}_{\mathcal{E}}$  if and only if  $\mathbf{x} \in \mathcal{T}_{\mathcal{E}'}$  where

$$\mathcal{E}' = \mathcal{E} \setminus \left\{ (i, j) \in \mathcal{E} : i \in \mathcal{I}_{l+1}, j \in \bigcup_{l' \leq l} \mathcal{J}_{l'} \right\}.$$

Now, consider the graph  $G(\mathcal{I} \cup \mathcal{J}, \mathcal{E}')$ . The neighbors of  $\mathcal{I}_{l+1}$  with respect to  $G(\mathcal{I} \cup \mathcal{J}, \mathcal{E}')$  is given by

$$\begin{aligned} \{j : \exists i \in \mathcal{I}_{l+1}, (i, j) \in \mathcal{E}'\} &= \left\{ j : \exists i \in \mathcal{I}_{l+1}, (i, j) \in \mathcal{E} \setminus \{(i, j) \in \mathcal{E} : i \in \mathcal{I}_{l+1}, j \in \bigcup_{l' \leq l} \mathcal{J}_{l'}\} \right\} \\ &= \{j : \exists i \in \mathcal{I}_{l+1}, (i, j) \in \mathcal{E}\} \setminus \bigcup_{l' \leq l} \mathcal{J}_{l'} \\ &= \mathcal{J}_{l+1}. \end{aligned}$$

As  $G_{l+1}$  satisfy the CRP condition by the hypothesis of the lemma, we have  $\sum_{i \in \mathcal{I}_{l+1}} v_i = \sum_{j \in \mathcal{J}_{l+1}} \mu_j$ . Thus, by considering the graph  $G(\mathcal{I} \cup \mathcal{J}, \mathcal{E}')$  and applying Lemma A.3, for all  $\mathbf{x} \in \mathcal{T}_{\mathcal{E}'} = \mathcal{T}_{\mathcal{E}}$  we have

$$x_{ij} = 0 \quad \forall i \notin \mathcal{I}_{l+1}, j \in \mathcal{J}_{l+1}.$$

This completes the induction step. Thus, induction implies that for any  $\mathbf{x} \in \mathcal{T}_{\mathcal{E}}$ , we have

$$x_{ij} = 0 \quad \forall i \notin \mathcal{I}_l, j \in \mathcal{J}_l \quad \forall l \in [d].$$

The proof is completed by noting that  $\{(i, j) \in \mathcal{E} : i \notin \mathcal{I}_l, j \in \mathcal{J}_l \quad \forall l \in [d]\} = \mathcal{E} \setminus \bigcup_{l=1}^d \mathcal{E}_l$ .  $\square$

**PROOF OF PROPOSITION 2.17.** By Lemma 2.18, we know that  $\mathcal{E} \setminus \bigcup_{l=1}^d \mathcal{E}_l \subseteq \mathcal{E}_r$ . Now, we will show the converse which will complete the proof. We will prove this by construction. Consider the transportation polytope corresponding to  $G_l$  defined as follows:

$$\mathcal{T}_{\mathcal{E}_l}^l = \left\{ \mathbf{x} \in \mathbb{R}_+^{|\mathcal{I}_l| \times |\mathcal{J}_l|} : \sum_{j \in \mathcal{J}_l} x_{ij} = v_i \quad \forall i \in \mathcal{I}_l, \sum_{i \in \mathcal{I}_l} x_{ij} = \mu_j \quad \forall j \in \mathcal{J}_l, x_{ij} = 0 \quad \forall (i, j) \notin \mathcal{E}_l \right\} \quad \forall l \in [d].$$

As  $G_l$  satisfy the CRP condition, there exists  $\mathbf{x}^l \in \mathcal{T}_{\mathcal{E}_l}^l$  such that  $x_{ij}^l > 0$  for all  $(i, j) \in \mathcal{E}_l$  by Lemma 2.12. Now, define  $\mathbf{x}$  as follows:

$$x_{ij} = \begin{cases} x_{ij}^l & \text{if } (i, j) \in \mathcal{E}_l \forall l \in [d] \\ 0 & \text{otherwise.} \end{cases}$$

Note that,  $x_{ij} > 0$  for all  $(i, j) \in \bigcup_{l=1}^d \mathcal{E}_l$  and the constraints defining  $\mathcal{T}$  can be verified to conclude  $\mathbf{x} \in \mathcal{T}$ . This implies that any edge  $(i, j) \in \bigcup_{l=1}^d \mathcal{E}_l$  is not redundant which implies  $\mathcal{E}_r \subseteq \mathcal{E} \setminus \bigcup_{l=1}^d \mathcal{E}_l$ . This completes the proof as we get  $\mathcal{E}_r = \mathcal{E} \setminus \bigcup_{l=1}^d \mathcal{E}_l$ .  $\square$

#### A.2.4 Proof of Proposition 2.19.

**PROOF OF PROPOSITION 2.19.** With each iteration, we either append  $l_{\min}$  or  $l_{\max}$  by 1. In addition, as the cardinality of  $\mathcal{I}$  is  $m$ , we must have  $l_{\max} \leq m$ . Also note that  $l_{\min} = l_{\max} + 1$  when the algorithm terminates. Thus,  $l_{\min} + l_{\max} \leq 2m + 1$ , where  $l_{\min} + l_{\max}$  is the maximum number of iterations required for the algorithms to terminate. Now, we will prove using induction that the algorithm outputs a CRP decomposition. Denote the current index of Algorithm 3 by  $k \in \mathbb{Z}_+$ . We will super-script all the quantities with  $k$  to make this dependence explicit.

**Induction Hypothesis:** Assume that  $l_{\min}^k \leq l_{\max}^k$ . Then,  $\{\mathcal{I}_l^k\}_{l=1}^{l_{\max}^k}$  is such that  $G_l^k \stackrel{\Delta}{=} G(\mathcal{I}_l^k \cup \mathcal{J}_l^k, \mathcal{E}_l^k)$  satisfy the CRP condition for  $l < l_{\min}^k$  and for all  $l_{\min}^k \leq l \leq l_{\max}^k$  we have

$$\sum_{i \in \mathcal{I}_l^k} v_i = \sum_{j \in \mathcal{J}_l^k} \mu_j; \quad \sum_{i \in \mathcal{C}} v_i \leq \sum_{j: \exists i \in \mathcal{C}, (i, j) \in \mathcal{E}_l^k} \mu_j \quad \forall \mathcal{C} \subset \mathcal{I}_l^k. \quad (9)$$

**Base Case:** The base case is trivially satisfied with  $l_{\min}^0 = l_{\max}^0 = 1$  as  $\mathcal{T}_{\mathcal{E}}$  is assumed to be non-empty.

**Induction Step:** After one more iteration of the Algorithm 3, one of the following two may occur:

**Case I:**  $l_{\min}$  is appended by 1. Thus, we have  $l_{\min}^{k+1} = l_{\min}^k + 1$  and  $l_{\max}^{k+1} = l_{\max}^k$ . This occurs when

$$\Omega_{\mathcal{C}} \left( \{v_i\}_{i \in \mathcal{I}_{l_{\min}^k}^k}, \{\mu_j\}_{j \in \mathcal{J}_{l_{\min}^k}^k}, \mathcal{E}_{l_{\min}^k}^k \right) = \emptyset. \quad (10)$$

In addition, we have  $\mathcal{I}_l^{k+1} = \mathcal{I}_l^k$  for all  $l \in [l_{\max}^k]$ . Thus, it is trivially true that  $G_l^{k+1}$  satisfy CRP condition for all  $l < l_{\min}^{k+1} - 1$  and (9) is satisfied for all  $l_{\min}^{k+1} - 1 \leq l \leq l_{\max}^{k+1}$ . Additionally by using (10), and (9) for  $l_{\min}^{k+1} - 1$ , we conclude that  $G_{l_{\min}^{k+1}-1}^{k+1}$  satisfy the CRP condition. This completes the Case I.

**Case II:**  $l_{\max}$  is appended by 1. Thus, we have  $l_{\min}^{k+1} = l_{\min}^k$  and  $l_{\max}^{k+1} = l_{\max}^k + 1$  and

$$\mathcal{I}_l^{k+1} = \begin{cases} \mathcal{I}_l^k & \text{if } l < l_{\min}^k \\ \mathcal{I}_{l-1}^k & \text{if } l > l_{\min}^k + 1 \\ \Omega_{\min} & \text{if } l = l_{\min}^k \\ \mathcal{I}_{l_{\min}^k}^k \setminus \Omega_{\min} & \text{if } l = l_{\min}^k + 1, \end{cases}$$

where  $\Omega_{\min}$  is given by

$$\Omega_{\min} = \Omega_{\mathcal{C}} \left( \{v_i\}_{i \in \mathcal{I}_{l_{\min}^k}^k}, \{\mu_j\}_{j \in \mathcal{J}_{l_{\min}^k}^k}, \mathcal{E}_{l_{\min}^k}^k \right). \quad (11)$$

**Case II(a)** ( $l < l_{\min}^{k+1}$ ): By the definition of  $\{\mathcal{I}_l^{k+1}\}_{l=1}^{l_{\max}^{k+1}}$ ,  $\{\mathcal{E}_l^{k+1}\}_{l=1}^{l_{\max}^{k+1}}$ , and noting that  $\mathcal{I}_l^{k+1} = \mathcal{I}_l^k$  for all  $l < l_{\min}^{k+1}$ , we conclude that  $G_l^{k+1} = G_l^k$  for all  $l < l_{\min}^{k+1}$ . Thus,  $G_l^{k+1}$  satisfy the CRP condition for all  $l < l_{\min}^{k+1}$ .

**Case II(b)** ( $l > l_{\min}^{k+1} + 1$ ): First, note that for any  $l \in [d]$ , we have

$$\begin{aligned}
 \bigcup_{l' < l} \mathcal{J}_{l'}^{k+1} &= \left( \{j : \exists i \in \mathcal{I}_{l-1}^{k+1}, (i, j) \in \mathcal{E}\} \setminus \bigcup_{l' < l-1} \mathcal{J}_{l'}^{k+1} \right) \cup \bigcup_{l' < l-1} \mathcal{J}_{l'}^{k+1} \\
 &= \{j : \exists i \in \mathcal{I}_{l-1}^{k+1}, (i, j) \in \mathcal{E}\} \cup \bigcup_{l' < l-1} \mathcal{J}_{l'}^{k+1} \\
 &\stackrel{*}{=} \bigcup_{l' < l} \{j : \exists i \in \mathcal{I}_{l'}^{k+1}, (i, j) \in \mathcal{E}\} \\
 &= \left\{ j : \exists i \in \bigcup_{l' < l} \mathcal{I}_{l'}^{k+1}, (i, j) \in \mathcal{E} \right\}.
 \end{aligned} \tag{12}$$

where (\*) follows by repeating the above two steps  $l-1$  times. Now, note that  $\mathcal{J}_l^{k+1}$  for  $l > l_{\min}^{k+1} + 1$  is given by

$$\begin{aligned}
 \mathcal{J}_l^{k+1} &= \{j : \exists i \in \mathcal{I}_l^{k+1}, (i, j) \in \mathcal{E}\} \setminus \bigcup_{l' < l} \mathcal{J}_{l'}^{k+1} \\
 &\stackrel{*}{=} \{j : \exists i \in \mathcal{I}_l^{k+1}, (i, j) \in \mathcal{E}\} \setminus \left\{ j : \exists i \in \bigcup_{l' < l} \mathcal{I}_{l'}^{k+1}, (i, j) \in \mathcal{E} \right\} \\
 &\stackrel{**}{=} \{j : \exists i \in \mathcal{I}_{l-1}^k, (i, j) \in \mathcal{E}\} \setminus \left\{ j : \exists i \in \bigcup_{l' < l-1} \mathcal{I}_{l'}^k, (i, j) \in \mathcal{E} \right\} \\
 &= \mathcal{J}_{l-1}^k.
 \end{aligned}$$

where (\*) follows by using (12). Next, (\*\*) follows by substituting  $\mathcal{I}_l^{k+1}$  in terms of  $\mathcal{I}_l^k$ . Thus,  $G_l^{k+1} = G_{l-1}^k$  for all  $l > l_{\min}^{k+1} + 1$ . Thus, by the induction hypothesis, (9) is satisfied for all  $l_{\max}^{k+1} \geq l > l_{\min}^{k+1} + 1$ .

**Case II(c)** ( $l \in \{l_{\min}^{k+1}, l_{\min}^{k+1} + 1\}$ ): By the definition of  $\Omega_c(\cdot)$ , and the induction hypothesis (9) is satisfied for  $G_{l_{\min}^{k+1}}^{k+1}$ . Thus,

$$\sum_{i \in \Omega_{\min}} v_i = \sum_{j \in \mathcal{J}_{l_{\min}^{k+1}}^{k+1}} \mu_j.$$

Also, by induction hypothesis, we have

$$\sum_{i \in \mathcal{I}_{l_{\min}^{k+1}}^k} v_i = \sum_{j \in \mathcal{J}_{l_{\min}^{k+1}}^k} \mu_j.$$

By subtracting the above two equations, and observing that  $\mathcal{I}_{l_{\min}^{k+1}+1}^{k+1} \subseteq \mathcal{I}_{l_{\min}^{k+1}}^k$  we get that (9) is satisfied for  $G_{l_{\min}^{k+1}+1}^{k+1}$ . This is justified due to the following two observations: 1)  $\Omega_{\min} \cup \mathcal{I}_{l_{\min}^{k+1}+1}^{k+1} = \mathcal{I}_{l_{\min}^{k+1}}^k$  and  $\Omega_{\min} \cap \mathcal{I}_{l_{\min}^{k+1}+1}^{k+1} = \emptyset$ ; 2)  $\mathcal{J}_{l_{\min}^{k+1}}^{k+1} \cup \mathcal{J}_{l_{\min}^{k+1}+1}^{k+1} = \{j : \exists i \in \mathcal{I}_{l_{\min}^{k+1}}^{k+1}, (i, j) \in \mathcal{E}\} \setminus \bigcup_{l' < l_{\min}^{k+1}} \mathcal{J}_{l'}^{k+1} = \mathcal{J}_{l_{\min}^{k+1}}^k$  and  $\mathcal{J}_{l_{\min}^{k+1}}^{k+1} \cap \mathcal{J}_{l_{\min}^{k+1}+1}^{k+1} = \emptyset$ . Thus, the induction step is proved.

To complete the proof, consider penultimate step  $k$  of Algorithm 3. We have  $l_{\min}^k = l_{\max}^k$ . By induction, we know that  $\{\mathcal{I}_l^k\}_{l=1}^{l_{\max}^k}$  is such that  $\{G_l^k\}_{l=1}^{l_{\min}^k-1}$  satisfies the CRP condition and (9) is

satisfied for  $l_{\max}^k$ . As  $k$  is the penultimate step, we have  $l_{\min}^{k+1} = l_{\min}^k + 1$ . This implies that

$$\Omega_c \left( \{v_i\}_{i \in \mathcal{I}_{\max}^k}, \{\mu_j\}_{j \in \mathcal{J}_{\max}^k}, \mathcal{E}_{l_{\max}^k} \right) = \emptyset.$$

Using the above, we conclude that  $G_{l_{\max}^k}^k$  satisfies the CRP condition. Thus, by Proposition 2.17,  $\{G_l\}_{l=1}^d$  are CRP components of the CRP decomposition and by Definition 2.15,  $d$  is equal to the ERP number.  $\square$

### A.3 Proofs: Adding One Edge to the Flexibility Graph

#### A.3.1 Proof of Lemma 2.20.

PROOF OF LEMMA 2.20. Let  $\{G_l\}_{l=1}^d$  be the CRP decomposition as defined in Proposition 2.17. By the definition of  $\{G_l\}_{l=1}^d$ , for any  $l \in [d]$ , there does not exist  $i \in \mathcal{I}_l$ , and  $j \in \bigcup_{l'=l+1}^d \mathcal{J}_{l'}$  such that  $(i, j) \in \mathcal{E}$ . Thus, for  $l_1 \leq l_2 \in [d]$ , there does not exist  $(l_1, l_2) \in \mathcal{E}_{crp}$  implying that there does not exist a cycle in  $G(V_{crp}, \mathcal{E}_{crp})$  and  $(d, d-1, \dots, 1)$  is a topological sorting. This completes the proof.  $\square$

#### A.3.2 Proof of Theorem 2.21.

PROOF OF THEOREM 2.21. First, by Lemma 2.20,  $D(V_{crp}, \mathcal{E}_{crp})$  have no cycles as  $\{G_l\}_{l=1}^d$  is a CRP decomposition. Also, adding one edge to  $G(\mathcal{I} \cup \mathcal{J}, \mathcal{E})$  will introduce at max one additional edge in  $D(V_{crp}, \mathcal{E}_{crp})$ . Thus, adding one edge to  $G(\mathcal{I} \cup \mathcal{J}, \mathcal{E})$  will result in at most one cycle in  $D(V_{crp}, \mathcal{E}_{crp})$ . Denote the set of vertices that forms the cycle by  $\mathcal{V}_c$  and define the graph  $D(V, E)$  as follows:

$$\begin{aligned} V &= \{i : i \in V_{crp} \setminus \mathcal{V}_c\} \cup \{0\} \\ E &= \{(0, j) : j \in V \setminus \{0\}, \exists i \in \mathcal{V}_c, (i, j) \in \mathcal{E}_{crp}\} \cup \{(i, 0) : i \in V \setminus \{0\}, \exists j \in \mathcal{V}_c, (i, j) \in \mathcal{E}_{crp}\} \\ &\quad \cup \{(i, j) \in V \setminus \{0\} \times V \setminus \{0\} : (i, j) \in \mathcal{E}_{crp}\}. \end{aligned}$$

First, note that  $D(V, E)$  is a DAG. This can be easily verified by contradiction. If  $D(V, E)$  contains a cycle, then  $D(V_{crp}, \mathcal{E}_{crp})$  contains two cycles, one corresponding to  $\mathcal{V}_c$  and one corresponding to the cycle in  $D(V, E)$ . This is a contradiction. Now, consider a topological sorting of  $D(V, E)$  denoted by  $\{s_{|V|}, s_{|V|-1}, \dots, s_1\}$ .

CLAIM 1. The CRP decomposition of  $G(\mathcal{I} \cup \mathcal{J}, \mathcal{E} \cup \{(i, j)\})$  is given by  $\{G'_l\}_{l=1}^{|V|}$  where

$$\mathcal{I}'_l = \begin{cases} \mathcal{I}_{s_l} & \text{if } s_l \neq 0 \\ \bigcup_{v \in \mathcal{V}_c} \mathcal{I}_v & \text{otherwise} \end{cases}$$

and  $\mathcal{J}'_l, \mathcal{E}'_l$  are defined as in Proposition 2.17.

The proof of the claim is deferred until after the proof of Theorem 2.21. Now, by Claim 1, the ERP number is  $|V| = |V_{crp}| - |\mathcal{V}_c| + 1$ . Note that,  $|V|$  is minimized by maximizing  $|\mathcal{V}_c|$ . By choosing the longest path in  $D(V_{crp}, \mathcal{E}_{crp})$  to form a cycle ensures that  $|\mathcal{V}_c|$  is maximized. This completes the proof.  $\square$

PROOF OF CLAIM 1. Let  $(\tilde{i}, \tilde{j})$  be the output of Algorithm 4. We will first characterize  $\{G'_l\}_{l \in V}$  using induction as follows:

**Induction Hypothesis:** For all  $l' \leq l$ , we have

$$\mathcal{J}'_{l'} = \begin{cases} \mathcal{J}_{s_{l'}} & \text{if } s_{l'} \neq 0 \\ \bigcup_{v \in \mathcal{V}_c} \mathcal{J}_v & \text{if } s_{l'} = 0. \end{cases}$$

**Base Case:** We consider the following two cases:

**Case I:**  $s_1 \neq 0$ . As  $D(V, E)$  is a DAG, there does not exist  $(s_1, j) \in E$  for any  $j \in V$ . This implies that, there does not exist  $(s_1, j) \in \mathcal{E}_{crp}$  for any  $j \in V_{crp}$ . Thus, there does not exist  $(i, j) \in \mathcal{E}$  for any  $i \in \mathcal{I}_{s_1}$  and  $j \notin \mathcal{J}_{s_1}$ . Thus,  $\{j : \exists i \in \mathcal{I}_{s_1}, (i, j) \in \mathcal{E}\} \subseteq \mathcal{J}_{s_1}$ . As  $G_{s_1}$  satisfy the CRP condition, we have  $\mathcal{J}_{s_1} \subseteq \{j : \exists i \in \mathcal{I}_{s_1}, (i, j) \in \mathcal{E}\}$  which implies that

$$\mathcal{J}_{s_1} = \{j : \exists i \in \mathcal{I}_{s_1}, (i, j) \in \mathcal{E}\} = \{j : \exists i \in \mathcal{I}'_1, (i, j) \in \mathcal{E}\} = \mathcal{J}'_1.$$

**Case II:**  $s_1 = 0$ . As  $D(V, E)$  is a DAG, there does not exist  $(0, j) \in E$  for any  $j \in V$ . This implies that, there does not exist  $(i, j) \in \mathcal{E}_{crp}$  for any  $i \in \mathcal{V}_c, j \in V_{crp} \setminus \mathcal{V}_c$ . Thus, there does not exist  $(i, j) \in \mathcal{E}$  for any  $i \in \bigcup_{v \in \mathcal{V}_c} \mathcal{I}_v, j \in \bigcup_{v \in V_{crp} \setminus \mathcal{V}_c} \mathcal{J}_v$ . Thus, we have  $\{j : \exists i \in \bigcup_{v \in \mathcal{V}_c} \mathcal{I}_v, (i, j) \in \mathcal{E}\} \subseteq \bigcup_{v \in \mathcal{V}_c} \mathcal{J}_v$ . As  $G_{s_v}$  satisfy the CRP condition, we have  $\mathcal{J}_{s_v} \subseteq \{j : \exists i \in \mathcal{I}_{s_v}, (i, j) \in \mathcal{E}\}$  which implies that

$$\bigcup_{v \in \mathcal{V}_c} \mathcal{J}_v = \left\{ j : \exists i \in \bigcup_{v \in \mathcal{V}_c} \mathcal{I}_v, (i, j) \in \mathcal{E} \right\} = \{j : \exists i \in \mathcal{I}'_1, (i, j) \in \mathcal{E}\} = \mathcal{J}'_1.$$

**Induction Step:**

**Case I:**  $0 \in \{s_{l+2}, s_{l+3}, \dots, s_{|V|}\}$ . By the definition of topological sorting, there does not exist  $(s_{l+1}, j) \in E$  for any  $j \in \{s_{l'}\}_{l' > l+1}$ . This implies that, there does not exist  $(s_{l+1}, j) \in \mathcal{E}_{crp}$  for any  $j \in \{s_{l'}\}_{l' > l+1} \cup \mathcal{V}_c \setminus \{0\}$ . Define  $\mathcal{J}_0 = \emptyset$  and note that, there does not exist  $(i, j) \in \mathcal{E}$  for any  $i \in \mathcal{I}_{s_{l+1}}$  and  $j \in \bigcup_{l' > l+1} \mathcal{J}_{s_{l'}} \cup \bigcup_{v \in \mathcal{V}_c} \mathcal{J}_v$ . Thus,  $\{j : \exists i \in \mathcal{I}_{s_{l+1}}, (i, j) \in \mathcal{E}\} \setminus \bigcup_{l' \leq l} \mathcal{J}_{s_{l'}} \subseteq \mathcal{J}_{s_{l+1}}$ . As  $G_{s_{l+1}}$  satisfy the CRP condition, we have  $\mathcal{J}_{s_{l+1}} \subseteq \{j : \exists i \in \mathcal{I}_{s_{l+1}}, (i, j) \in \mathcal{E}\}$ . Noting that  $\{\mathcal{J}_{l'}\}_{l' \leq [d]}$  are disjoint sets, we have

$$\begin{aligned} \mathcal{J}_{s_{l+1}} &= \{j : \exists i \in \mathcal{I}_{s_{l+1}}, (i, j) \in \mathcal{E}\} \setminus \bigcup_{l' \leq l} \mathcal{J}_{s_{l'}} \\ &= \{j : \exists i \in \mathcal{I}'_{l+1}, (i, j) \in \mathcal{E}\} \setminus \bigcup_{l' \leq l} \mathcal{J}_{s_{l'}} \\ &= \{j : \exists i \in \mathcal{I}'_{l+1}, (i, j) \in \mathcal{E}\} \setminus \bigcup_{l' \leq l} \mathcal{J}'_{l'} = \mathcal{J}'_{l+1}. \end{aligned}$$

**Case II:**  $0 \in \{s_1, \dots, s_l\}$ . By the definition of topological sorting, there does not exist  $(s_{l+1}, j) \in E$  for any  $j \in \{s_{l'}\}_{l' > l+1}$ . This implies that, there does not exist  $(s_{l+1}, j) \in \mathcal{E}_{crp}$  for any  $j \in \{s_{l'}\}_{l' > l+1}$ . Thus, there does not exist  $(i, j) \in \mathcal{E}$  for any  $i \in \mathcal{I}_{s_{l+1}}$  and  $j \in \bigcup_{l' > l+1} \mathcal{J}_{s_{l'}}$ . Thus,  $\{j : \exists i \in \mathcal{I}_{s_{l+1}}, (i, j) \in \mathcal{E}\} \setminus (\bigcup_{l' \leq l} \mathcal{J}_{s_{l'}} \cup \bigcup_{v \in \mathcal{V}_c} \mathcal{J}_v) \subseteq \mathcal{J}_{s_{l+1}}$ . As  $G_{s_{l+1}}$  satisfy the CRP condition, we have  $\mathcal{J}_{s_{l+1}} \subseteq \{j : \exists i \in \mathcal{I}_{s_{l+1}}, (i, j) \in \mathcal{E}\}$ . Noting that  $\{\mathcal{J}_{l'}\}_{l' \leq [d]}$  are disjoint sets, we have

$$\begin{aligned} \mathcal{J}_{s_{l+1}} &= \{j : \exists i \in \mathcal{I}_{s_{l+1}}, (i, j) \in \mathcal{E}\} \setminus \left( \bigcup_{l' \leq l} \mathcal{J}_{s_{l'}} \cup \bigcup_{v \in \mathcal{V}_c} \mathcal{J}_v \right) \\ &= \{j : \exists i \in \mathcal{I}'_{l+1}, (i, j) \in \mathcal{E}\} \setminus \left( \bigcup_{l' \leq l} \mathcal{J}_{s_{l'}} \cup \bigcup_{v \in \mathcal{V}_c} \mathcal{J}_v \right) \\ &= \{j : \exists i \in \mathcal{I}'_{l+1}, (i, j) \in \mathcal{E}\} \setminus \bigcup_{l' \leq l} \mathcal{J}'_{l'} = \mathcal{J}'_{l+1}. \end{aligned}$$

**Case III:**  $0 = s_{l+1}$ . By the definition of topological sorting, there does not exist  $(0, j) \in E$  for any  $j \in \{s_{l'}\}_{l' > l+1}$ . This implies that, there does not exist  $(i, j) \in \mathcal{E}_{crp}$  for any  $i \in \mathcal{V}_c, j \in \{s_{l'}\}_{l' > l+1}$ . Thus, there does not exist  $(i, j) \in \mathcal{E}$  for any  $i \in \bigcup_{v \in \mathcal{V}_c} \mathcal{I}_v, j \in \bigcup_{l' > l+1} \mathcal{J}_{s_{l'}}$ . Thus, we have

$\{j : \exists i \in \bigcup_{v \in \mathcal{V}_c} \mathcal{I}_v, (i, j) \in \mathcal{E}\} \setminus \bigcup_{l' \leq l} \mathcal{J}_{s_{l'}} \subseteq \bigcup_{v \in \mathcal{V}_c} \mathcal{J}_v$ . As  $G_{s_{l+1}}$  satisfy the CRP condition, we have  $\mathcal{J}_{s_{l+1}} \subseteq \{j : \exists i \in \mathcal{I}_{s_{l+1}}, (i, j) \in \mathcal{E}\}$ . Noting that  $\{\mathcal{J}_{l'}\}_{l' \leq d}$  are disjoint sets, we have

$$\begin{aligned} \bigcup_{v \in \mathcal{V}_c} \mathcal{J}_v &= \left\{ j : \exists i \in \bigcup_{v \in \mathcal{V}_c} \mathcal{I}_v, (i, j) \in \mathcal{E} \right\} \setminus \bigcup_{l' \leq l} \mathcal{J}_{s_{l'}} \\ &= \{j : \exists i \in \mathcal{I}'_{l+1}, (i, j) \in \mathcal{E}\} \setminus \bigcup_{l' \leq l} \mathcal{J}_{s_{l'}} \\ &= \{j : \exists i \in \mathcal{I}'_{l+1}, (i, j) \in \mathcal{E}\} \setminus \bigcup_{l' \leq l} \mathcal{J}'_{l'} = \mathcal{J}'_{l+1}. \end{aligned}$$

This completes the induction. Thus, we have

$$G'_l = \begin{cases} G_{s_l} & \text{if } s_l \neq 0 \\ G(\bigcup_{v \in \mathcal{V}_c} \mathcal{I}_v \cup \bigcup_{v \in \mathcal{V}_c} \mathcal{J}_v, \mathcal{E} \cup \{\tilde{i}, \tilde{j}\} \cap \bigcup_{v \in \mathcal{V}_c} \mathcal{I}_v \times \bigcup_{v \in \mathcal{V}_c} \mathcal{J}_v) & \text{if } s_l = 0 \end{cases} \quad \forall l \in [|V|].$$

As  $\{G_l\}_{l=1}^d$  satisfy the CRP condition,  $G'_l$  satisfy CRP condition for all  $l \in [|V|]$  such that  $s_l \neq 0$ . To complete the proof, we will show that  $G(\mathcal{I}' \cup \mathcal{J}', \mathcal{E}')$  satisfy the CRP condition, where  $\mathcal{I}' = \bigcup_{v \in \mathcal{V}_c} \mathcal{I}_v$ ,  $\mathcal{J}' = \bigcup_{v \in \mathcal{V}_c} \mathcal{J}_v$ , and  $\mathcal{E}' = \mathcal{E} \cup \{\tilde{i}, \tilde{j}\} \cap \mathcal{I}' \times \mathcal{J}'$ . We will construct  $\mathbf{x} \in \mathbb{R}_+^{|\mathcal{I}'| \times |\mathcal{J}'|}$  such that the support graph  $G(\mathcal{I}' \cup \mathcal{J}', \mathcal{B}(\mathbf{x}))$  is connected, and  $\nu_i = \sum_{j \in \mathcal{J}'} x_{ij}$ ,  $\mu_j = \sum_{i \in \mathcal{I}'} x_{ij}$ ,  $x_{ij} = 0 \forall (i, j) \notin \mathcal{E}'$ .

First note that  $G(\mathcal{I}' \cup \mathcal{J}', \mathcal{E}')$  contains the sub-graphs  $\{G_v\}_{v \in \mathcal{V}_c}$ . As  $G_v$  satisfy CRP condition, by Lemma 2.12 there exists  $\mathbf{x}^v \in \mathbb{R}_+^{|\mathcal{I}_v| \times |\mathcal{J}_v|}$  such that  $x_{ij}^v > 0$  for all  $(i, j) \in \mathcal{E}_v$ , and  $\nu_i = \sum_{j \in \mathcal{J}_v} x_{ij}^v$ ,  $\mu_j = \sum_{i \in \mathcal{I}_v} x_{ij}^v$ ,  $x_{ij} = 0 \forall (i, j) \notin \mathcal{E}_v$ . Now, define  $\mathbf{x}^*$  as follows:

$$x_{ij}^* = \begin{cases} x_{ij}^v & \text{if } (i, j) \in \mathcal{E}_v \forall v \in \mathcal{V}_c \\ 0 & \text{otherwise.} \end{cases}$$

It can be easily checked that  $\nu_i = \sum_{j \in \mathcal{J}'} x_{ij}^*$ ,  $\mu_j = \sum_{i \in \mathcal{I}'} x_{ij}^*$ ,  $x_{ij}^* = 0 \forall (i, j) \notin \mathcal{E}'$  and the support graph  $G(\mathcal{I}' \cup \mathcal{J}', \mathcal{B}(\mathbf{x}^*))$  have  $|\mathcal{V}_c|$  connected components corresponding to  $\{G_v\}_{v \in \mathcal{V}_c}$ . By the definition of  $\mathcal{V}_c$ , there exists a cycle in  $G(\mathcal{I}' \cup \mathcal{J}', \mathcal{E}')$  connecting the sub-graphs  $\{G_v\}_{v \in \mathcal{V}_c}$  of the following form:

$$\text{cycle} = ((i_{v_1}, j_{v_2}), p_2, (i_{v_2}, j_{v_3}), p_3, \dots, (i_{v_{|\mathcal{V}_c|}}, j_{v_1}), p_1),$$

where  $(i_{v_k}, j_{v_{k+1}})$  is an edge connecting  $G_{v_k}$  and  $G_{v_{k+1}}$  for some  $v_k, v_{k+1} \in \mathcal{V}_c$  for all  $k \in [|\mathcal{V}_c|]$ . Also,  $p_v$  is a path containing odd number of edges in  $G_v$  connecting  $i_{v_k}$  and  $j_{v_k}$  for all  $v \in \mathcal{V}_c$ . Note that  $\{p_v\}_{v \in \mathcal{V}_c}$  exists as  $\{G_v\}_{v \in \mathcal{V}_c}$  is connected and  $\{(i_{v_k}, j_{v_{k+1}})\}_{k \in [|\mathcal{V}_c|]}$  exists as there exists a cycle connecting  $v \in \mathcal{V}_c$  in  $D(V_{crp}, E_{crp})$ . Now, define  $\mathbf{x}$  as follows:

$$x_{ij} = \begin{cases} x_{ij}^* & \text{if } (i, j) \notin \text{cycle} \\ x_{ij}^* + \epsilon & \text{if } (i, j) \text{ is at odd number position in the cycle} \\ x_{ij}^* - \epsilon & \text{if } (i, j) \text{ is at even number position in the cycle.} \end{cases}$$

For  $\epsilon < \min_{(i,j):x_{ij}^* > 0} \{x_{ij}^*\}$ ,  $\mathbf{x}' \geq \mathbf{0}_{m \times n}$ . In addition, as we are adding and subtracting  $\epsilon$  from alternate edges in a cycle, we have  $\nu_i = \sum_{j \in \mathcal{J}'} x_{ij}$ ,  $\mu_j = \sum_{i \in \mathcal{I}'} x_{ij}$ ,  $x_{ij} = 0 \forall (i, j) \notin \mathcal{E}'$ . Lastly, note that the transformation introduces edges between the connected components of  $G(\mathcal{I}' \cup \mathcal{J}', \mathcal{B}(\mathbf{x}^*))$ . Due to this,  $G(\mathcal{I}' \cup \mathcal{J}', \mathcal{B}(\mathbf{x}))$  is a connected graph. This immediately implies using Lemma 2.12 that  $G(\mathcal{I}' \cup \mathcal{J}', \mathcal{E}')$  satisfies the CRP condition.  $\square$



**A.3.3 Adding Multiple Edges to the Flexibility Graph.** We now outline the algorithm that extends Algorithm 4 in a way that minimizes the ERP number of the resultant flexibility structure after adding  $c$  edges. As outlined in Figure 9, it is not optimal to recursively use Algorithm 4  $c$  times to add  $c$  edges. Rather, we will add the edges such that we form a cycle of maximum length in  $D(V_{crp}, \mathcal{E}_{crp})$ . This will result in maximum reduction of the ERP number. This is outlined in Algorithm 5. We do not formally show that this algorithm minimizes the ERP number as the proof is

---

**Algorithm 5:** Adding an Edge to Obtain Maximally Connected Support Graph

---

**Input** :  $\nu, \mu, \mathcal{E}$   
 $\{\mathcal{I}_l\}_{l=1}^d \leftarrow \text{Algorithm 3}(\nu, \mu, \mathcal{E});$   
 $V_{crp} \leftarrow \{1, 2, \dots, d\};$   
 $\mathcal{E}_{crp} \leftarrow \{(l_1, l_2) \in [d] \times [d] : \exists i \in \mathcal{I}_{l_1}, j \in \mathcal{I}_{l_2}, \text{ such that } (i, j) \in \mathcal{E}\};$   
 Let  $(l_1^k, l_2^k)$  for  $k \in [c]$  be such that longest cycle is formed by adding it to  $D(V_{crp}, \mathcal{E}_{crp})$ ;  
 Choose arbitrary  $i_k \in \mathcal{I}_{l_1^k}$  and  $j_k \in \mathcal{I}_{l_2^k}$  for all  $k \in [c]$ ;  
**Return:**  $\{(i_k, j_k)\}_{k=1}^c$

---

similar to the proof of Theorem 2.21.

## B PARALLEL SERVER SYSTEM

### B.1 Proof of Lemma 3.1

To prove the lemma, we need the following results related to the property of the cone  $\mathcal{K}$  and the sub space  $\mathcal{H}$ .

LEMMA B.1. *If  $\mathbb{1}\{C_1\}, \mathbb{1}\{C_2\} \in \mathcal{K}$ , then  $\mathbb{1}\{C_1 \cap C_2\} \in \mathcal{K}$ .*

PROOF OF LEMMA B.1.

$$\begin{aligned}
 & \sum_{j \in C_1 \cap C_2} \lambda_j \\
 = & \sum_{j \in C_1 \cap C_2} \sum_{i: (i,j) \in E} \chi_{ij} \\
 \stackrel{*}{=} & \sum_{j \in C_1 \cap C_2} \sum_{i: (i,j) \in E} \chi_{ij} + \sum_{j \in \bar{C}_1 \cup \bar{C}_2} \sum_{i \in N(C_1 \cap C_2): (i,j) \in E} \chi_{ij} \\
 = & \sum_{j \in C_1 \cap C_2} \sum_{i \in N(C_1 \cap C_2): (i,j) \in E} \chi_{ij} \\
 & + \sum_{j \in \bar{C}_1 \cup \bar{C}_2} \sum_{i \in N(C_1 \cap C_2): (i,j) \in E} \chi_{ij} \\
 = & \sum_{j \in [m]} \sum_{i \in N(C_1 \cap C_2): (i,j) \in E} \chi_{ij} \\
 = & \sum_{i \in N(C_1 \cap C_2)} \sum_{j: (i,j) \in E} \chi_{ij} \\
 \stackrel{**}{=} & \sum_{i \in N(C_1 \cap C_2)} \mu_i,
 \end{aligned}$$

where (\*) follows by Lemma 2.18 as either  $j \in \bar{C}_1$  and  $i \in N(C_1)$  or  $j \in \bar{C}_2$  and  $i \in N(C_2)$ . Further, (\*\*) follows again by Lemma 2.18 as  $\mu_i = \sum_{j:(i,j) \in E} \chi_{ij}$  for all  $i \in N(C_1 \cap C_2) \subseteq N(C_1)$ . This completes the proof.  $\square$

**LEMMA B.2.** *If for some  $C_1, C_2 \subseteq \mathcal{I}$ ,  $\mathbb{1}\{C_1\}, \mathbb{1}\{C_2\} \in \mathcal{K}$ , then  $\mathbb{1}\{C_1 \setminus C_2\}, \mathbb{1}\{C_2 \setminus C_1\}, \mathbb{1}\{C_1 \cap C_2\} \in \mathcal{H}$ .*

**PROOF OF LEMMA B.2.** By Lemma B.1 and the fact that  $\mathcal{K} \subset \mathcal{H}$ , we have  $\mathbb{1}\{C_1 \cap C_2\} \in \mathcal{H}$ . Now, as  $\mathcal{H}$  is a subspace, we must have  $\mathbb{1}\{C_1\} - \mathbb{1}\{C_1 \cap C_2\} = \mathbb{1}\{C_1 \setminus C_2\} \in \mathcal{H}$ . Similarly, we also have  $\mathbb{1}\{C_2 \setminus C_1\} \in \mathcal{H}$ . This completes the proof.  $\square$

Now, we will use the above lemmas and present the proof of Lemma 3.1 below.

**PROOF OF LEMMA 3.1.** We will show that if  $\{G_l = G(\mathcal{I}_l \cup \mathcal{J}_l, \mathcal{E}_l)\}_{l=1}^d$  as defined in Proposition 2.17 is a CRP decomposition, then  $\mathbb{1}\{\mathcal{I}_l\} \in \mathcal{H}$  for all  $l \in [d]$ . We will prove this by induction.

**Induction Hypothesis:** Assume  $\bigcup_{l'=1}^l \mathcal{I}_{l'} \in \mathcal{K}$ .

**Base Case:** For  $l = 1$ , by Proposition 2.17,  $G_1$  satisfies the CRP condition. This implies  $\mathbb{1}\{\mathcal{I}_1\} \in \mathcal{K}$ .

**Induction Step:** As  $\bigcup_{l'=1}^l \mathcal{I}_{l'} \in \mathcal{K}$ , we have

$$\sum_{i \in \bigcup_{l'=1}^l \mathcal{I}_{l'}} v_i = \sum_{j: \exists i \in \bigcup_{l'=1}^l \mathcal{I}_{l'}, (i,j) \in \mathcal{E}} \mu_j = \sum_{j \in \bigcup_{l'=1}^l \mathcal{J}_{l'}} \mu_j$$

where the last equality follows as

$$\begin{aligned} \left\{ j : \exists i \in \bigcup_{l'=1}^l \mathcal{I}_{l'}, (i,j) \in \mathcal{E} \right\} &= \bigcup_{l'=1}^l \{ j : \exists i \in \mathcal{I}_{l'}, (i,j) \in \mathcal{E} \} \\ &= \bigcup_{l'=1}^l \left( \bigcup_{l'' \leq l'} \mathcal{J}_{l''} \right) \\ &= \bigcup_{l'=1}^l \mathcal{J}_{l'}. \end{aligned}$$

Now, by Proposition 2.17,  $G_{l+1}$  satisfies the CRP condition. This implies that

$$\sum_{i \in \mathcal{I}_{l+1}} v_i = \sum_{j \in \mathcal{J}_{l+1}} \mu_j.$$

Noting that  $\{\mathcal{I}_{l'}\}_{l'=1}^{l+1}$  and  $\{\mathcal{J}_{l'}\}_{l'=1}^{l+1}$  are disjoint sets, adding the above two equations, we get

$$\sum_{i \in \bigcup_{l'=1}^{l+1} \mathcal{I}_{l'}} v_i = \sum_{j \in \bigcup_{l'=1}^{l+1} \mathcal{J}_{l'}} \mu_j.$$

This implies that  $\bigcup_{l'=1}^{l+1} \mathcal{I}_{l'} \in \mathcal{K}$ . Thus, by induction, we have  $\bigcup_{l'=1}^l \mathcal{I}_{l'} \in \mathcal{K}$  for all  $l \in [d]$ . Thus, by Lemma B.2,  $\mathbb{1}\{\mathcal{I}_l\} \in \mathcal{H}$  for all  $l \in [d]$ . This implies that

$$\left\{ \sum_{l=1}^d \xi_l \mathbb{1}\{C_l\} \right\} \subseteq \mathcal{H}.$$

Now, we will show that the converse to complete the proof. Consider the union of the disjoint graphs  $\{G_l\}_{l=1}^d$  given by  $G(\mathcal{I} \cup \mathcal{J}, \bigcup_{l=1}^d \mathcal{E}_l)$  and denote its heavy traffic cone by  $\mathcal{K}'$  and its affine

hull by  $\mathcal{H}'$ . Note that if  $\tilde{\mathcal{I}} \notin \mathcal{K}'$ , then as  $\bigcup_{l=1}^d \mathcal{E}_l \subseteq \mathcal{E}$ , we must have  $\tilde{\mathcal{I}} \notin \mathcal{K}$ . Thus, we conclude that  $\mathcal{K} \subseteq \mathcal{K}'$ . In addition, it implies that  $\mathcal{H} \subseteq \mathcal{H}'$ .

Next, note that  $\mathcal{I}_l \in \mathcal{K}'$  for all  $l \in [d]$  as  $G_l$  satisfies the CRP condition. It also implies that if  $\tilde{\mathcal{I}} \subset \mathcal{I}_l$  for some  $l \in [d]$ , we must have  $\tilde{\mathcal{I}} \notin \mathcal{K}'$ . Now, consider any  $\tilde{\mathcal{I}} \subset \mathcal{I}$  such that  $\tilde{\mathcal{I}} \cap \mathcal{I}_l \notin \{\emptyset, \mathcal{I}_l\}$  then  $\tilde{\mathcal{I}} \notin \mathcal{K}'$ . As otherwise,  $\tilde{\mathcal{I}} \in \mathcal{K}'$  implies that  $\tilde{\mathcal{I}} \cap \mathcal{I}_l \subset \mathcal{I}_l \in \mathcal{K}'$  by Lemma B.1. This is a contradiction as  $\tilde{\mathcal{I}} \notin \mathcal{K}$  for all  $\tilde{\mathcal{I}} \subset \mathcal{I}_l$ . Thus,

$$\tilde{\mathcal{I}} \notin \mathcal{K}' \quad \text{if } \exists l \text{ such that } \tilde{\mathcal{I}} \cap \mathcal{I}_l \notin \{\emptyset, \mathcal{I}_l\}.$$

Thus any  $\tilde{\mathcal{I}} \in \mathcal{K}'$  must be union of a subset of sets of  $\{\mathcal{I}_l\}_{l=1}^d$ . This implies that  $\{\mathcal{I}_l\}_{l=1}^d$  forms a basis of  $\mathcal{H}'$ . Thus, we have

$$\left\{ \sum_{l=1}^d \xi_l \mathbb{1}\{\mathcal{I}_l\} \right\} \subseteq \mathcal{H} \subseteq \mathcal{H}' = \left\{ \sum_{l=1}^d \xi_l \mathbb{1}\{\mathcal{I}_l\} \right\}. \quad (13)$$

This completes our proof.  $\square$

## B.2 Proof of Theorem 3.2 and Corollary 3.3

PROOF OF THEOREM 3.2. First, we will calculate the projection of a vector  $\mathbf{q} \in \mathbb{Z}_+^m$  onto the subspace  $\mathcal{H}$  given by Lemma 3.1. Note that as  $\{\mathcal{I}_l\}_{l=1}^d$  are disjoint,  $\{\mathbb{1}\{\mathcal{I}_l\}\}_{l=1}^d$  are linearly independent. Thus, it forms the basis for the subspace  $\mathcal{H}$ . Thus, we can directly write the projection  $\mathbf{q}_{\parallel \mathcal{H}}$  as follows:

$$\begin{aligned} \mathbf{q}_{\parallel \mathcal{H}} &= \sum_{l=1}^d \frac{\langle \mathbf{q}, \xi_l \mathbb{1}\{\mathcal{I}_l\} \rangle}{\xi_l^2 |\mathcal{I}_l|} \xi_l \mathbb{1}\{\mathcal{I}_l\} \\ &= \sum_{l=1}^d \left( \frac{1}{|\mathcal{I}_l|} \sum_{i \in \mathcal{I}_l} q_i \right) \mathbb{1}\{\mathcal{I}_l\}. \end{aligned}$$

Thus, we have

$$\langle \mathbf{q}_{\parallel \mathcal{H}}, \mathbf{v} \rangle = \sum_{l=1}^d \frac{1}{|\mathcal{I}_l|} \left( \sum_{i \in \mathcal{I}_l} v_i \right) \sum_{i \in \mathcal{I}_l} q_i. \quad (14)$$

Next, the projection matrix  $H$  corresponding to the subspace  $\mathcal{H}$  is such that

$$H_{ii} = \begin{cases} \frac{1}{|\mathcal{I}_l|} & \text{if } \exists l \in [d-1] \text{ such that } i \in \mathcal{I}_l. \\ 0 & \text{otherwise.} \end{cases}$$

Thus,

$$\sum_{i=1}^n H_{ii} \sigma_i^2 = \sum_{l=1}^d \sum_{i \in \mathcal{I}_l} \frac{\sigma_i^2}{|\mathcal{I}_l|}. \quad (15)$$

Now, the proof is complete by applying [25, Theorem 1]. The LHS is given by (14) and (15) and the RHS remains the same.  $\square$

PROOF OF COROLLARY 3.3. By (13), the subspace  $\mathcal{H}$  of  $G(\mathcal{I} \cup \mathcal{J}, \mathcal{E})$  is same as the subspace  $\mathcal{H}'$  of  $G(\mathcal{I} \cup \mathcal{J}, \bigcup_{l=1}^d \mathcal{E}_l)$ . Thus, the result follows as the parallel component of the queue length will be same in both the cases, i.e.  $\bar{\mathbf{q}}_{\parallel \mathcal{H}} = \bar{\mathbf{q}}_{\parallel \mathcal{H}'}$ .  $\square$

### B.3 Proof of Theorem 3.4 and Corollary 3.5

PROOF OF THEOREM 3.4. First note that if  $|\mathcal{E}| < m + n - d + \mathbb{1}\{d < d_\star\}$ , then for any  $\mathbf{x} \in \mathcal{T}$ ,  $G(\mathcal{I} \cup \mathcal{J}, \mathcal{B}(\mathbf{x}))$  has at least  $d+1$  connected components by Proposition 2.9. Thus, the ERP number of  $G(\mathcal{I} \cup \mathcal{J}, \mathcal{E})$  is at least  $d+1$ . Thus, the size of the CRP decomposition is at least  $d+1$ . By Lemma 3.1, the subspace onto which SSC occurs is at least  $d+1$  dimensional. Thus,  $|\mathcal{E}| \geq m + n - d + \mathbb{1}\{d < d_\star\}$  is a necessary condition for the subspace to be  $d$  dimensional.

Now, we will construct a feasibility graph  $G(\mathcal{I} \cup \mathcal{J}, \mathcal{E})$  such that the lower bound is achieved. For any given  $(\mathbf{v}, \boldsymbol{\mu})$ , by Proposition 2.9, there exists  $\mathbf{x} \in \mathcal{T}$  such that  $|\mathcal{B}(\mathbf{x})| = m + n - d + \mathbb{1}\{d < d_\star\}$  and  $G(\mathcal{I} \cup \mathcal{J}, \mathcal{B}(\mathbf{x}))$  has  $d$  connected components. Denote the connected components by  $\{G_l\}_{l=1}^d$ . Consider the flexibility structure with  $\mathcal{E} = \mathcal{B}(\mathbf{x})$ . By construction and Definition 2.13, no redundant edges exist in  $G(\mathcal{I} \cup \mathcal{J}, \mathcal{E})$ . Thus, by Definition 2.15,  $\{G_l\}_{l=1}^d$  is the CRP decomposition of  $G(\mathcal{I} \cup \mathcal{J}, \mathcal{E})$ . Thus, by Lemma 3.1, the dimension of SSC is  $d$ . This completes our construction.  $\square$

PROOF OF COROLLARY 3.5. If  $\sum_{i=1}^m v_i \geq (m+n-1)\text{GCD}(\mathbf{v}, \boldsymbol{\mu})$ , then by Corollary 2.6, there exists  $\mathbf{x} \in \mathcal{T}$  such that  $|\mathcal{B}(\mathbf{x})| = m + n - 1$  and  $G(\mathcal{I} \cup \mathcal{J}, \mathcal{B}(\mathbf{x}))$  is a tree. Let  $\mathcal{E} = \mathcal{B}(\mathbf{x})$  and note that  $G(\mathcal{I} \cup \mathcal{J}, \mathcal{E})$  satisfy the CRP condition. Then, we upper bound the sum of queue lengths under max-weight by Theorem 3.2 and we lower bound the sum of queue lengths under any policy by [37, Corollary 1] to complete the proof.  $\square$

### B.4 Proof of Theorem 3.6

PROOF OF THEOREM 3.6. Algorithm 4 outputs an edge  $(i, j) \notin \mathcal{E}$  such that the ERP number of  $G(\mathcal{I} \cup \mathcal{J}, \mathcal{E} \cup \{(i, j)\})$  is minimized. By Lemma 3.1, the ERP number is equal to the dimension of the subspace  $\mathcal{H}$ . As  $(i, j)$  minimizes the ERP number, it also minimizes the dimension of the SSC. This completes the proof.  $\square$