

TORUS KNOTS OBTAINED BY NEGATIVELY TWISTING TORUS KNOTS

SANGYOP LEE AND THIAGO DE PAIVA

ABSTRACT. Twisted torus knots are torus knots with some full twists added along some number of adjacent strands. There are infinitely many known examples of twisted torus knots which are actually torus knots. We give eight more infinite families of such twisted torus knots with a single negative twist.

1. INTRODUCTION

Dean introduced twisted torus knots in his doctoral thesis [6] to study Seifert fibered spaces obtained by Dehn fillings. It has turned out that twisted torus knots have many interesting properties. Many hyperbolic knots in S^3 whose complements can be triangulated by a small number of ideal tetrahedra are found among twisted torus knots [3, 5]. Their volumes [4], knot Floer homology [19], bridge spectra [2], and Heegaard splittings [15] have been studied.

Twisted torus knots are described by using four integer parameters and constructed from torus knots as follows. Let p, q be coprime integers with $p > q \geq 1$. Consider a torus knot $T(p, q)$, which is embedded on an unknotted torus F in the 3-sphere S^3 . Let D be a disk intersecting F in an arc with its boundary circle surrounding r adjacent strands of $T(p, q)$, where $p + q \geq r \geq 1$. Let s be a non-zero integer. After $(-1/s)$ -surgery on the boundary circle of D , the 3-sphere S^3 becomes S^3 again and the torus knot $T(p, q)$ becomes a new knot. This new knot is called a *twisted torus knot* $T(p, q, r, s)$. Here, the surgery coefficients are given in the usual way (see [16]).

The classification of the geometry of twisted torus knots has received special attention, mainly by Lee, the first author. He first determined the knot types of twisted torus knots $T(p, q, r, s)$ when r is a multiple of q by showing that $T(p, q, kq, s)$ is the $(q, p + k^2qs)$ -cable knot on the torus knot $T(k, ks + 1)$ [8]. Then he determined the parameters (p, q, r, s) for which $T(p, q, r, s)$ is a trivial knot [9]. For $|s| \geq 2$, under the assumption that r is not a multiple of q , he proved that if $(p, q, r, s) = (2n \pm 1, n, n \pm 1, -2)$ for some positive integer n , then $T(p, q, r, s)$ is the torus knot $T(2n \pm 1, \mp 2)$ [10] and otherwise $T(p, q, r, s)$ is a hyperbolic knot [11]. Therefore, the geometric types of twisted torus knots $T(p, q, r, s)$ with $|s| \geq 2$ are already known. However, the case $|s| = 1$ has not yet been solved.

Keywords: twisted torus knots, torus knots, Dehn surgery.

The first author was supported by the National Research Foundation of Korea Grant funded by the Korean Government (NRF-2020R1F1A1A01074716).

For $s = 1$, Lee determined twisted torus knots which are torus knots [12] and Paiva, the second author, found an infinite family of satellite twisted torus knots [17].

In the remainder of the paper, we assume $s = -1$ and focus on the case that $T(p, q, r, s)$ becomes a torus knot. Guntel found the first family of such knots by showing that the twisted torus knots $T((k+1)q-1, q, q-1, -1)$ are the torus knots $T(kq+1, q)$ where $q \geq 3$ and $k \geq 2$ [7]. For twisted torus knots $T(p, q, r, -1)$ whose parameters (p, q, r) are of the form $(p, q, p-kq)$ [13] or satisfy $(q <)p < r \leq p+q$ [14], Lee determined which of them are torus knots. In this paper, we find eight new infinite families of such twisted torus knots.

Theorem 1.1. *Let m and n be positive integers. Then we have the following:*

- (1) $T(mn+m+1, mn+1, mn, -1) = T(mn+n+1, m+1)$;
- (2) $T(mn+m+1, mn+1, mn+m, -1) = T(mn+m-n, -m+1)$;
- (3) $T(mn+m+1, mn+1, mn+2, -1) = T(mn-n+1, m-1)$;
- (4) $T(mn+m-1, mn-1, mn+m-2, -1) = T(mn+m-n-2, -m+1)$;
- (5) $T(mn+m-1, mn-1, mn, -1) = T(mn-n-1, m-1)$;
- (6) $T(2n+1, n, 2n-1, -1) = T(2n-3, -n+1)$;
- (7) $T(3n-1, n, n+1, -1) = T(2n-1, n-1)$; and
- (8) $T(3n+1, n, 3n-1, -1) = T(3n-2, -2n+1)$.

Here, we assume that $mn \geq 2$ for (4) and (5).

For $q < p \leq 30$ and $r \leq 29$, we used SnapPy to verify that if $T(p, q, r, -1)$ is a torus knot, then it is one of the knots in [13, Theorems 1.1 and 1.2], [14, Theorem 1.1] and Theorem 1.1 in this paper. We raise the following question.

Question. Are there any other twisted torus knots $T(p, q, r, s)$ which are torus knots but not listed in [13, Theorem 1.1 or Theorem 1.2], [14, Theorem 1.1] or Theorem 1.1 in this paper?

1.1. Acknowledgment. We appreciate the comments of Professor Jessica Purcell, and the second author is grateful to the Faculty of Science, Monash University, for the financial support.

1.2. Dedication. The author Thiago de Paiva would like to dedicate this paper to the memory of his master's supervisor, Professor Roberto Callejas Bedregal. Roberto died of complications caused by COVID-19 during the writing of this paper. Roberto was an outstanding professor at the Federal University of Paraíba. He had great influence at the beginning of the second author's career. He would like to thank him. He will be missed.

2. BRAIDS

In this section, we prepare some braid isotopies. For this, we first simplify braid diagrams in the following way. By assigning a nonnegative integer j to a single strand, we mean j parallel strands without any twists. For positive integers k and ℓ , let (k, ℓ) denote the (k, ℓ) -torus braid, i.e., (k, ℓ) is the braid $(\sigma_1 \sigma_2 \cdots \sigma_{k-1})^\ell$, where σ_i is an elementary braid which is obtained from the trivial braid on k strands by letting the i th strand cross under the $(i+1)$ st

strand (see [1, Figure 2]). Let $\overline{(k, \ell)}$ denote the braid $(\sigma_{k-1}\sigma_{k-2}\cdots\sigma_1)^\ell$. Let $(k, -\ell)$ and $\overline{(k, -\ell)}$ denote the mirror images of (k, ℓ) and (k, ℓ) , respectively. Here, by the mirror image of a given braid β , we mean the braid obtained from β by changing all crossings. Note that $(k, -\ell)$ is the braid $(\sigma_{k-1}^{-1}\sigma_{k-2}^{-1}\cdots\sigma_1^{-1})^\ell$ and $\overline{(k, -\ell)}$ is the braid $(\sigma_1^{-1}\sigma_2^{-1}\cdots\sigma_{k-1}^{-1})^\ell$. Let ℓ_k denote ℓ full twists on k strands. Then $\ell_k = (k, \ell k)$ and $\overline{\ell_k} = \overline{(k, \ell k)}$. Note that $\overline{\ell_k} = \overline{(k, \ell k)}$ is the mirror image of $-\ell_k$. See Figure 1. It is easy to see that if ℓ_1 and ℓ_2 are integers, then $(k, \ell_1) \cdot (k, \ell_2) = (k, \ell_1 + \ell_2)$ and $\overline{(k, \ell_1)} \cdot \overline{(k, \ell_2)} = \overline{(k, \ell_1 + \ell_2)}$, where $\beta_1 \cdot \beta_2$ is the braid obtained by stacking the braid β_1 on top of the braid β_2 .

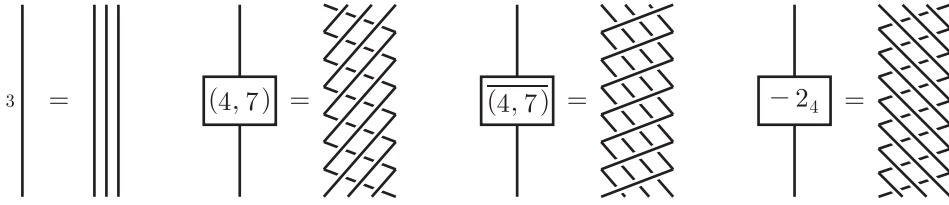


FIGURE 1. Braids

Lemma 2.1. *Let k be a positive integer. Then the three braids in Figure 2 are isotopic.*

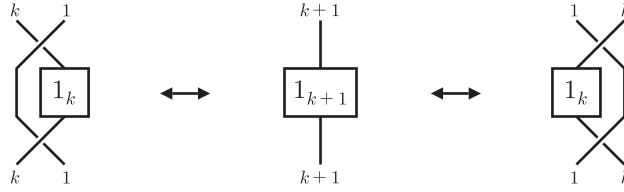


FIGURE 2. Isotopic braids

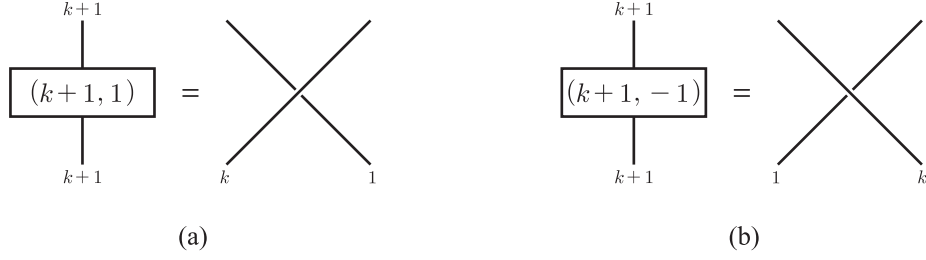
Proof. This follows immediately from [14, Lemma 2.3]. \square

Lemma 2.2. *Let k, ℓ be positive integers. Then the mirror image of the braid ℓ_k is isotopic to the braid $-\ell_k$.*

Proof. It is enough to prove that the mirror image of $-\ell_k$, which is $\overline{1_k}$, is isotopic to 1_k . We prove this by an induction on k . When $k = 1$ or 2 , this is obviously true. Suppose that $\overline{1_k}$ is isotopic to 1_k . One easily sees that $\overline{1_{k+1}}$ is isotopic to the braid on the left of Figure 2 with 1_k replaced by $\overline{1_k}$. It follows from the induction hypothesis and Lemma 2.1 that $\overline{1_{k+1}}$ is isotopic to 1_{k+1} . \square

Lemma 2.3. *Let k be a positive integer. Then the two braids in Figure 3(x) are the same for each $x = a, b$.*

Proof. This follows immediately from the definitions at the beginning of this section. \square

FIGURE 3. Braids $(k+1, 1)$ and $(k+1, -1)$

Lemma 2.4. *Let β, β' be braids on $j+k$ strands, where j, k are nonnegative integers. Then the links obtained by closing the braids in Figure 4(x) are equivalent for each $x = a, b, c, d$.*

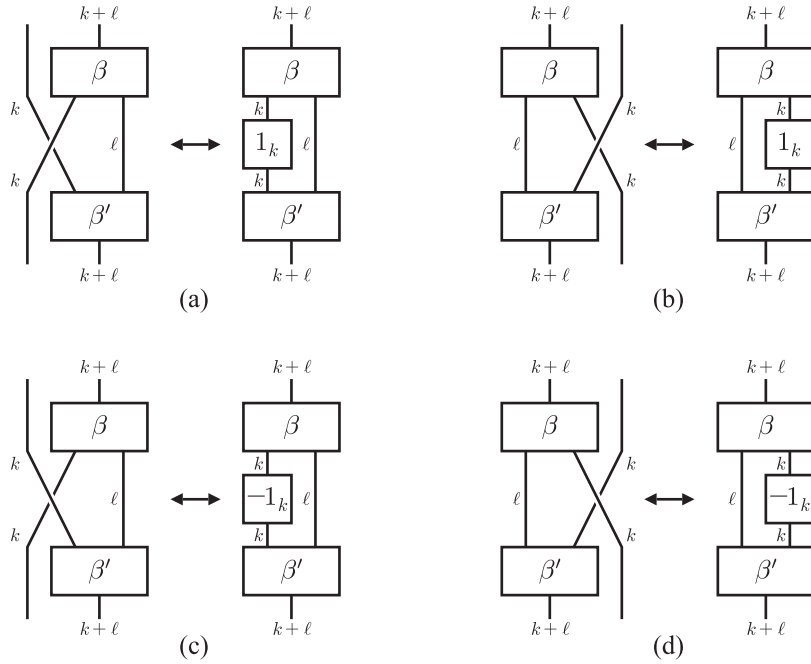


FIGURE 4. Generalized destabilization/stabilization

Proof. This is [14, Lemma 2.5]. □

For each $x = a, b, c, d$, we call the move from the left braid in Figure 4(x) to the right a *generalized destabilization* and the move from the right to the left a *generalized stabilization*.

Lemma 2.5. *Let β_1, β_2 be braids on k strands. Then the closures of $\beta_1 \cdot \beta_2$ and $\beta_2 \cdot \beta_1$ are equivalent knots or links.*

Proof. It is well known that conjugate braids yield equivalent knots or links. Also, for two group elements a and b , ab is conjugate to $ba (= a^{-1}(ab)a)$. □

Lemma 2.6. *Let j, k, ℓ be positive integers with $k \leq \ell < j$. Then the braid in the center of Figure 5(x) is isotopic to any of the upper braids in the figure for each $x = a, b$. In particular, if $k = \ell$, then the central braid is isotopic to any of the lower braids. Also, if $k = 1$, then the five braids in Figure 5(y) are isotopic for each $y = c, d$.*

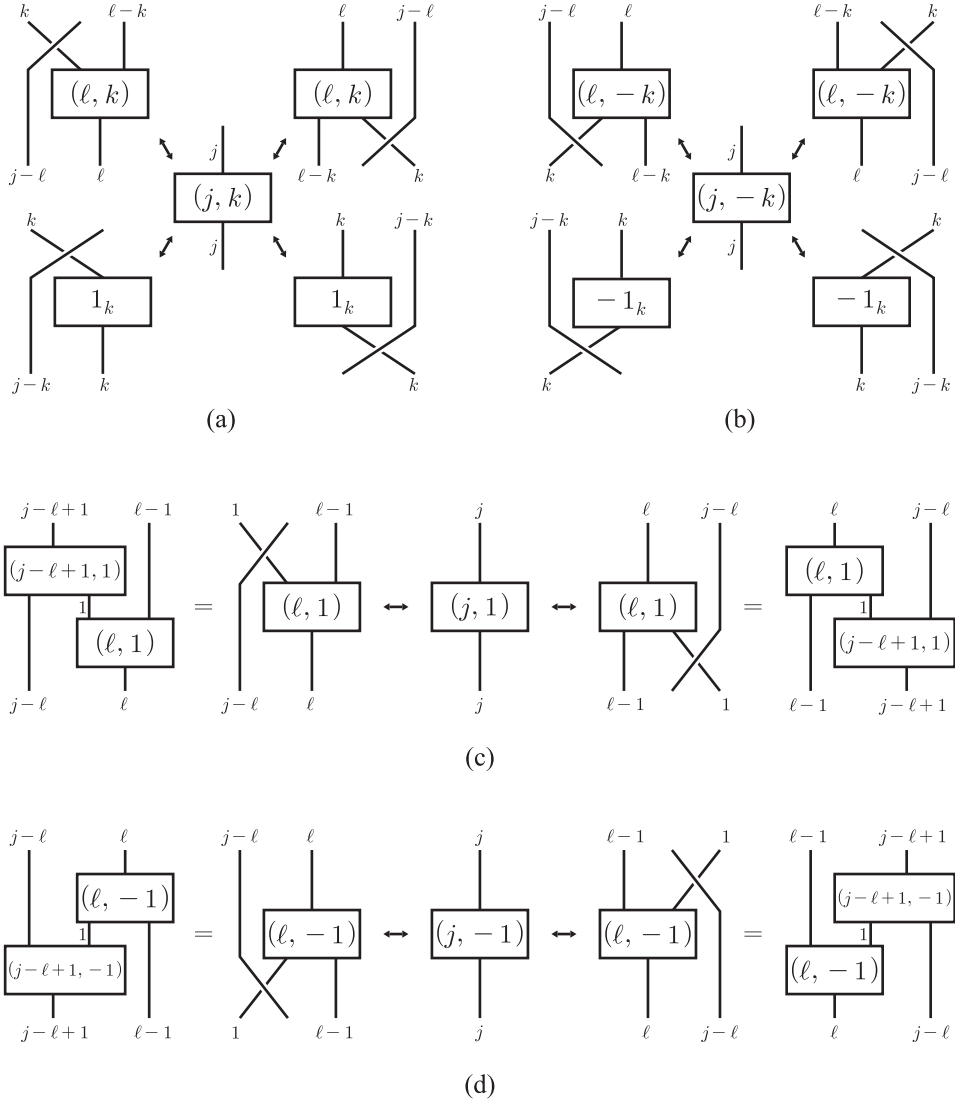


FIGURE 5. Braid isotopies

Proof. The central and two upper braids in Figure 5(a) are isotopic as shown in Figure 6, which illustrates the case that $(j, k, \ell) = (9, 3, 5)$. Similarly for the braids in Figure 5(b). The last two statements of the lemma follow immediately from the general case. The first/last two braids in Figure 5(c),(d) are the same by Lemma 2.3. \square

Lemma 2.7. *Let p, q, r be positive integers such that $p \geq r \geq q, r + q \geq p$, and p, q are coprime. Then the following hold.*

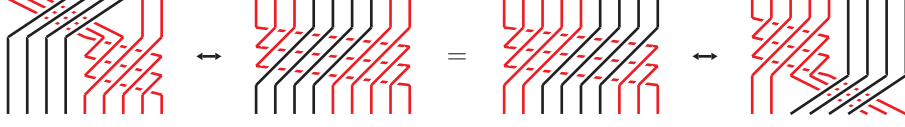


FIGURE 6. Braid isotopies

- (1) If $2q > p$, then the twisted torus knot $T(p, q, r, -1)$ is obtained by closing the braid in Figure 7(i).
- (2) If $p \geq 2q \geq r$, then the twisted torus knot $T(p, q, r, -1)$ is obtained by closing the braid in Figure 7(l).

Proof. The twisted torus knot $T(p, q, r, -1)$ can be obtained by closing the braid in Figure 7(a). One can see that the closures of the braids in Figure 7(a)~(f) are equivalent knots as follows:

- From (a) to (b): Apply the upper left isotopy in Figure 5(a) with letting $(j, k, \ell) = (p, q, r)$.
- From (b) to (c): Split the family of q parallel strands into two families, one containing $p - r$ parallel strands and the other containing $r + q - p$ parallel strands. Note that $p - r \geq 0$ and $r + q - p \geq 0$. Combine the two torus braids (r, q) and $(r, -r)$ to obtain $(r, -(r - q))$.
- From (c) to (d): Apply a generalized destabilization.
- From (d) to (e): Apply the lower left isotopy in Figure 5(b) with letting $(j, k) = (r, r - q)$.
- From (e) to (f): Pull down the full twist 1_{p-r} and then apply a third Reidemeister move.

Suppose $2q > p$. One can see that the closures of the braids in Figure 7(f)~(i) are equivalent knots as follows:

- From (f) to (g): Split the family of $r + q - p$ parallel strands into two families, one containing $r - q$ parallel strands and the other $2q - p$ parallel strands. Note that $r - q \geq 0$ and $2q - p \geq 0$.
- From (g) to (h): Apply a generalized destabilization.
- From (h) to (i): Combine the two negative full twists on $r - q$ strands into -2_{r-q} .

Suppose $r \leq 2q \leq p$. One can see that the closures of the braids in Figure 7(f),(j)~(l) are equivalent knots as follows:

- From (f) to (j): Split the family of $p - r$ parallel strands into two families, one containing $p - 2q$ parallel strands and the other $2q - r$ parallel strands. Note that $p - 2q \geq 0$ and $2q - r \geq 0$.
- From (j) to (k): Note that $(p - 2q) + (r + q - p) = r - q$. Apply a generalized destabilization.
- From (k) to (l): Combine the two negative full twists on $r - q$ strands into -2_{r-q} .

This completes the proof. \square

Lemma 2.8. *Let m, n be positive integers. Let β_k denote the braid in Figure 8(a), where k is an integer with $0 \leq k \leq n$. Then the closure of β_k is the torus knot $T(mn + n + 1, m + 1)$ for any k .*

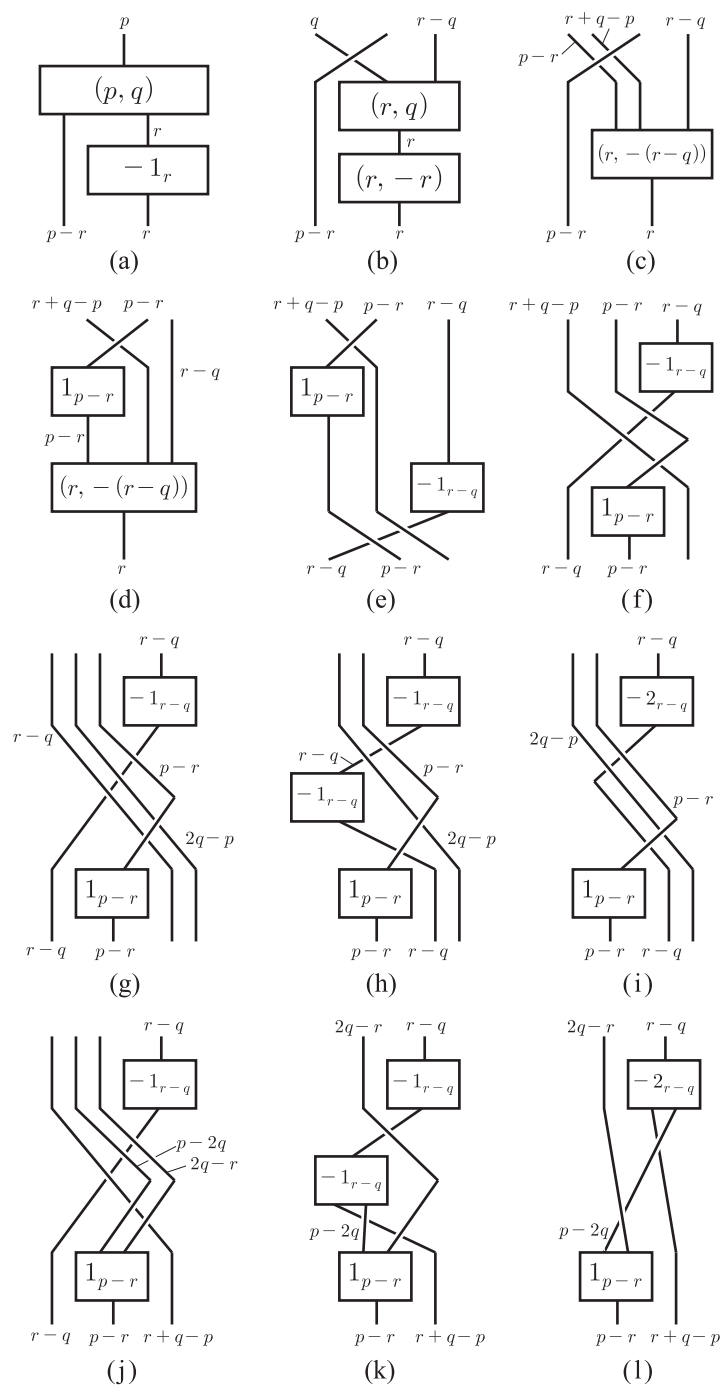


FIGURE 7. Braids

Proof. One can see that the closures of the braids in Figure 8(a)~(g) are equivalent knots as follows:

- From (a) to (b): Apply the left isotopy in Figure 5(c) with letting $(j, \ell) = (m(k + 1) + 1, m + 1)$.
- From (b) to (c): Apply Lemma 2.3.

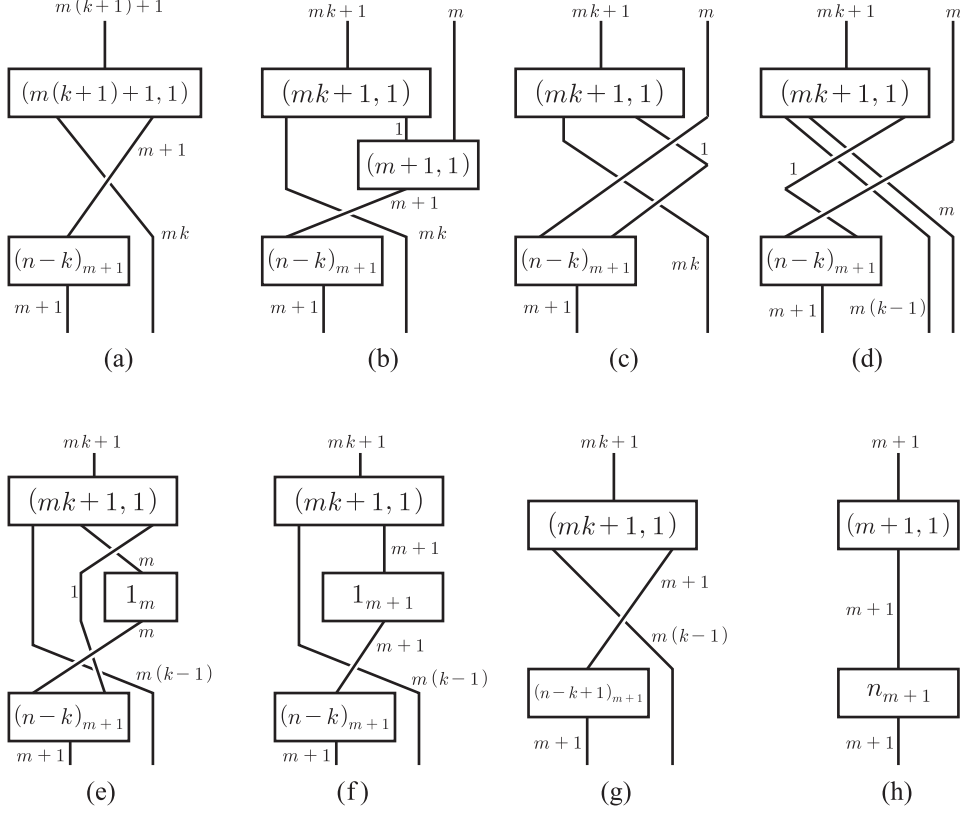


FIGURE 8. Braids

- From (c) to (d): Apply a third Reidemeister move and split the family of mk parallel strands into two families, one containing m parallel strands and the other $m(k-1)$ parallel strands.
- From (d) to (e): Apply a generalized destabilization and a third Reidemeister move.
- From (e) to (f): Apply Lemma 2.1.
- From (f) to (g): Combine the braids 1_{m+1} and $(n-k)_{m+1}$ to obtain $(n-k+1)_{m+1}$.

Noting that the braid in Figure 8(g) is β_{k-1} , one sees that the closures of braids $\beta_k (k = 0, 1, \dots, n)$ are the same knot. In particular, it is clear that β_0 is the braid in Figure 8(h) and its closure is the torus knot $T(mn + n + 1, m + 1)$. \square

Lemma 2.9. *Let m, n, ε be integers such that m, n are positive and $\varepsilon = \pm 1$. Let α be a braid on $m-1$ strands. Let $\beta(\varepsilon, \alpha)$ and $\gamma(\varepsilon, \alpha)$ denote the braids in Figure 9(a) and (b), respectively. Then the closures of these braids are equivalent knots or links.*

Proof. For an integer $k (1 \leq k \leq n)$, let $\beta_k(\varepsilon, \alpha)$ denote the braid in Figure 10(a). In particular, $\beta_n(\varepsilon, \alpha) = \beta(\varepsilon, \alpha)$.

One can see that the closures of the braids in Figure 8(a)~(g) are equivalent knots or links as follows:

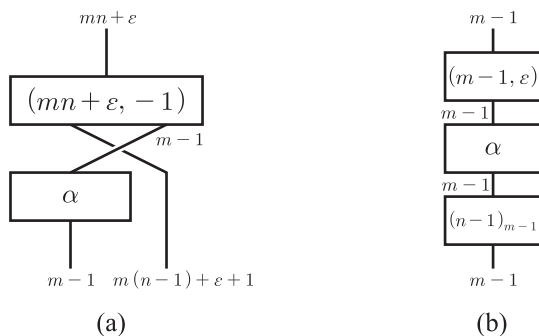


FIGURE 9. Braids

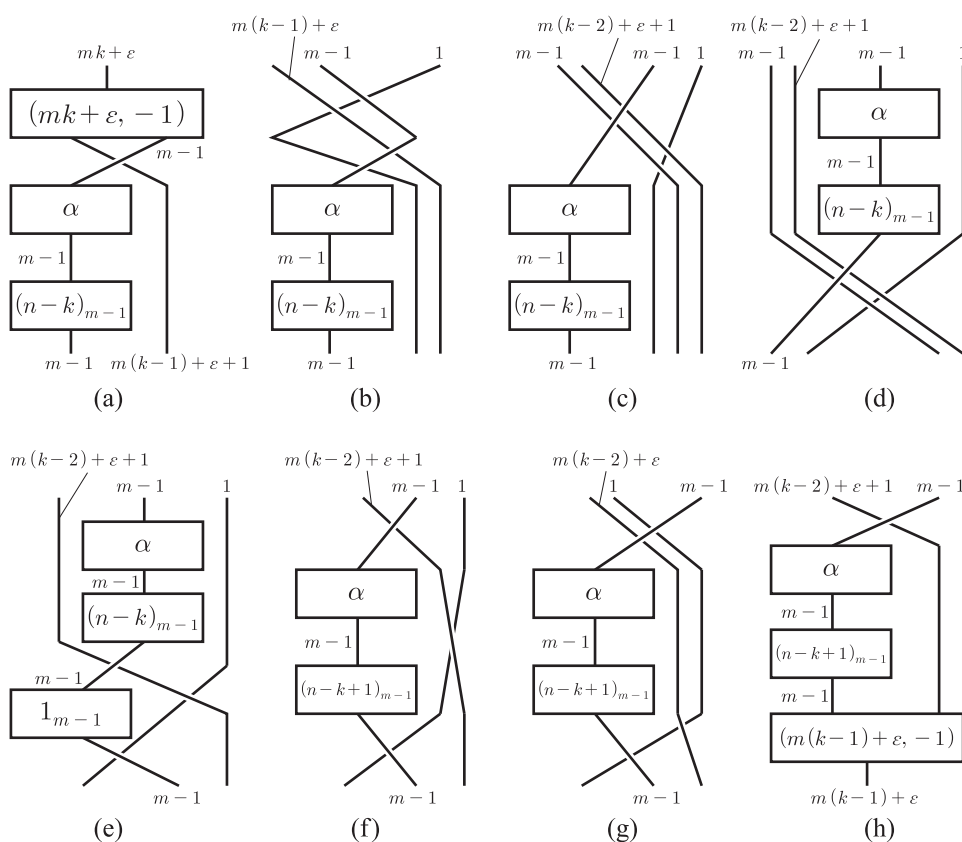


FIGURE 10. Braids

- From (a) to (b): Apply Lemma 2.3.
- From (b) to (c): Apply a third Reidemeister move and then a second Reidemeister move. Split the family of $m(k-1) + \varepsilon$ parallel strands into two families, one containing $m-1$ parallel strands and the other $m(k-2) + \varepsilon + 1$ parallel strands.
- From (c) to (d): Pull up the braids α and $(n-k)_{m-1}$.
- From (d) to (e): Apply a generalized destabilization.
- From (e) to (f): Pull down the braids α and $(n-k)_{m-1}$ and then combine the braids $(n-k)_{m-1}$ and 1_{m-1} to obtain $(n-k+1)_{m-1}$.

- From (f) to (g): Destabilize the braid in Figure 10(f).
- From (g) to (h): Apply Lemma 2.3.

One sees that the closure of the braid in Figure 10(h) is equivalent to that of $\beta_{k-1}(\varepsilon, \alpha)$ by Lemma 2.5. Thus the closures of the braids $\beta_k(\varepsilon, \alpha)$ are equivalent knots or links for all $k = 1, \dots, n$.

Consider the braid $\beta_1(\varepsilon, \alpha)$. If $\varepsilon = -1$, then one easily sees that $\beta_1(\varepsilon, \alpha) = \gamma(\varepsilon, \alpha)$. Suppose $\varepsilon = 1$. Then $\beta_1(\varepsilon, \alpha)$ is the braid in Figure 11(a). One can see that the closures of the braids in Figure 11(a)~(e) are equivalent knots or links as follows:

- From (a) to (b): Apply Lemma 2.3.
- From (b) to (c): Pull to the left a family of $m - 1$ parallel strands.
- From (c) to (d): Destabilize and split the family of $m - 1$ parallel strands into a family of $m - 2$ parallel strands and a single strand.
- From (d) to (e): Destabilize.

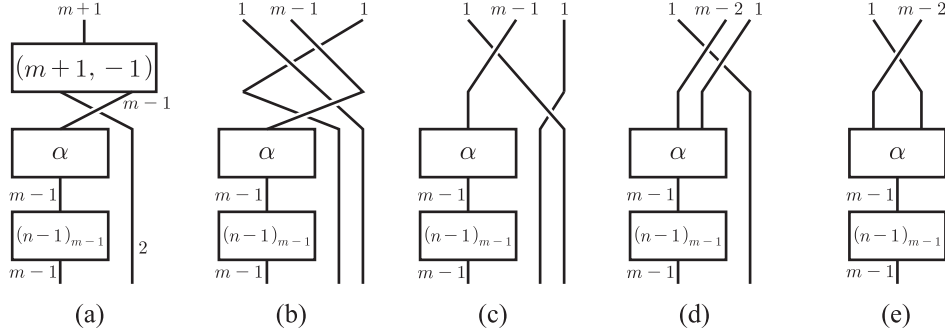


FIGURE 11. Braids

The braid in Figure 11(e) is the braid $\gamma(\varepsilon, \alpha)$ with $\varepsilon = 1$ by Lemma 2.3. \square

3. PROOF OF THEOREM 1.1

In this section, we prove Theorem 1.1.

(1) Consider the twisted torus knot $T(mn + m + 1, mn + 1, mn, -1)$. It is the closure of the braid in Figure 12(a). The torus braid $(mn + m + 1, mn + 1)$ splits into two torus braids $(mn + m + 1, 1)$ and $(mn + m + 1, mn)$ as shown in Figure 12(b). The lower left isotopy in Figure 5(a) with $(j, k) = (mn + m + 1, mn)$ yields the braid in Figure 12(c). The braids 1_{mn} and -1_{mn} are merged into a trivial braid on mn strands, so we get the braid in Figure 12(d), which is β_n in Lemma 2.8. Hence $T(mn + m + 1, mn + 1, mn, -1) = T(mn + n + 1, m + 1)$ by Lemma 2.8.

(2) Let $p = mn + m + 1, q = mn + 1, r = mn + m$. Then $p \geq r \geq q, r + q \geq p$ and $2q > p$. By Lemma 2.7(1) $T(mn + m + 1, mn + 1, mn + m, -1)$ is obtained by closing the braid in Figure 7(i). Note that

$$\begin{aligned} r - q &= m - 1, \\ p - r &= 1, \\ (2q - p) + (p - r) &= m(n - 1) + 2, \\ (r - q) + (2q - p) &= mn. \end{aligned}$$

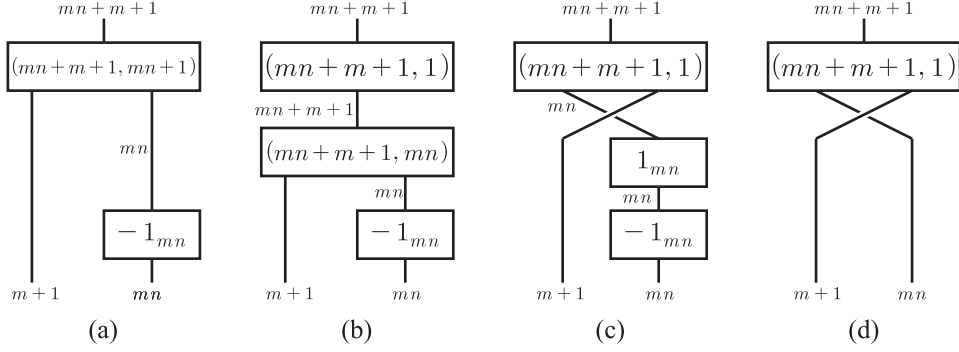


FIGURE 12. Braid isotopy

Hence by using Lemma 2.2, one can see that the braid in Figure 7(i) is the mirror image of the braid $\beta(1, 2_{m-1})$ in Lemma 2.9 after a π -rotation. It is easy to see that the braid $\gamma(1, 2_{m-1})$ in the lemma is closed to be the torus knot $T(m-1, mn+m-n)$. Thus $T(mn+m+1, mn+1, mn+m, -1)$ is the mirror image of $T(m-1, mn+m-n)$ by Lemma 2.9, i.e., $T(mn+m+1, mn+1, mn+m, -1) = T(mn+m-n, -m+1)$.

(3) Let $p = mn+m+1, q = mn+1, r = mn+2$. Then $p \geq r \geq q, r+q \geq p$ and $2q > p$. By Lemma 2.7(1) $T(mn+m+1, mn+1, mn+2, -1)$ is obtained by closing the braid in Figure 7(i). Note that

$$\begin{aligned} r - q &= 1, \\ p - r &= m - 1, \\ (2q - p) + (p - r) &= mn, \\ (r - q) + (2q - p) &= m(n - 1) + 2. \end{aligned}$$

Hence one can see that the braid in Figure 7(i) is the braid $\beta(1, 1_{m-1})$ in Lemma 2.9. It is easy to see that the braid $\gamma(1, 1_{m-1})$ in the lemma is closed to be the torus knot $T(m-1, mn-n+1)$. Thus $T(mn+m+1, mn+1, mn+2, -1) = T(m-1, mn-n+1) = T(mn-n+1, m-1)$ by Lemma 2.9.

(4) Let $p = mn+m-1, q = mn-1, r = mn+m-2$, where $mn \geq 2$. Then $p \geq r \geq q, r+q \geq p$ and $2q > p$ except when $(m, n) = (1, 2)$ or $n = 1$: in the former, both of $T(p, q, r, -1) = T(2, 1, 1, -1)$ and $T(mn+m-n-2, -m+1) = T(-1, 0)$ are the unknot, and in the latter, $T(p, q, r, -1) = T(2m-1, m-1, 2m-2, -1)$ is the torus knot $T(mn+m-n-2, -m+1) = T(2m-3, -m+1)$ by [8, Theorem 1]. By Lemma 2.7(1) $T(mn+m+1, mn+1, mn+2, -1)$ is obtained by closing the braid in Figure 7(i). Note that

$$\begin{aligned} r - q &= m - 1, \\ p - r &= 1, \\ (2q - p) + (p - r) &= m(n - 1), \\ (r - q) + (2q - p) &= mn - 2. \end{aligned}$$

Hence by using Lemma 2.2, one can see that the braid in Figure 7(i) is the mirror image of the braid $\beta(-1, 2_{m-1})$ in Lemma 2.9 after a π -rotation. It is

easy to see that the braid $\gamma(-1, 2_{m-1})$ in the lemma is closed to be the torus knot $T(m-1, mn+m-n-2)$. Thus $T(mn+m-1, mn-1, mn+m-2, -1) = T(mn+m-n-2, -m+1)$ by Lemma 2.9.

(5) Let $p = mn+m-1, q = mn-1, r = mn$, where $mn \geq 2$. Then $p \geq r \geq q, r+q \geq p$ and $2q > p$ except when $(m, n) = (1, 2)$ or $n = 1$: in the former, both of $T(p, q, r, -1) = T(2, 1, 2, -1)$ and $T(mn-n-1, m-1) = T(-1, 0)$ are the unknot, and in the latter, $T(p, q, r, -1) = T(2m-1, m-1, m, -1)$ is the torus knot $T(mn-n-1, m-1) = T(m-2, m-1)$ by [13, Theorem 1.2(2-ii)](note that $2m-1 = (m-2)f_3 + f_4, m-1 = (m-2)f_1 + f_2$, and $m = (m-2)f_2 + f_3$, where f_i are Fibonacci numbers with $f_1 = f_2 = 1$). By Lemma 2.7(1) $T(mn+m-1, mn-1, mn, -1)$ is obtained by closing the braid in Figure 7(i). Note that

$$\begin{aligned} r - q &= 1, \\ p - r &= m - 1, \\ (2q - p) + (p - r) &= mn - 2, \\ (r - q) + (2q - p) &= m(n - 1). \end{aligned}$$

Hence one can see that the braid in Figure 7(i) is the braid $\beta(-1, 1_{m-1})$ in Lemma 2.9. It is easy to see that the braid $\gamma(-1, 1_{m-1})$ in the lemma is closed to be the torus knot $T(m-1, mn-n-1)$. Thus $T(mn+m-1, mn-1, mn, -1) = T(mn-n-1, m-1)$ by Lemma 2.9.

(6) Let $p = 2n+1, q = n, r = 2n-1$. Then $p \geq r \geq q, r+q \geq p$ and $p \geq 2q \geq r$ except when $n = 1$: in this case, both of $T(p, q, r, -1) = T(3, 1, 1, -1)$ and $T(2n-3, -n+1) = T(-1, 0)$ are the unknot. By Lemma 2.7(2) $T(2n+1, n, 2n-1, -1)$ is obtained by closing the braid in Figure 7(1). This braid is the first braid in Figure 13. We obtain the second braid in the figure after a second Reidemeister move and then the third braid after a destabilization. By using [13, Lemma 2.4], Lemma 2.5, and the fact that a full twist commutes with any braid, one easily sees that the closure of the third braid is the torus knot $T(n-1, -2n+3)$. Thus $T(2n+1, n, 2n-1, -1) = T(2n-3, -n+1)$.

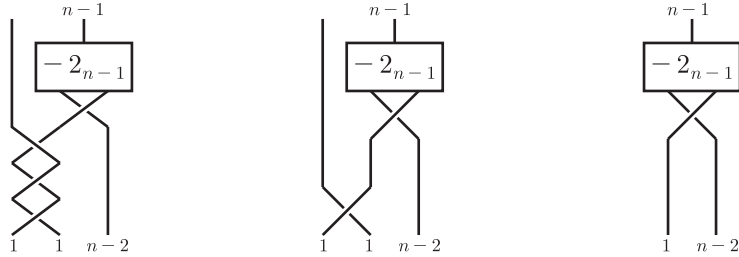


FIGURE 13. Braid isotopy

(7) Consider the twisted torus knot $T(3n-1, n, n+1, -1)$. If $n = 1$, then $T(3n-1, n, n+1, -1) = T(2, 1, 2, -1)$ and $T(2n-1, n-1) = T(1, 0)$ are both the unknot. Hence we may assume $n \geq 2$. The knot $T(3n-1, n, n+1, -1)$

is the closure of the braid in Figure 14(a). One can see that the closures of

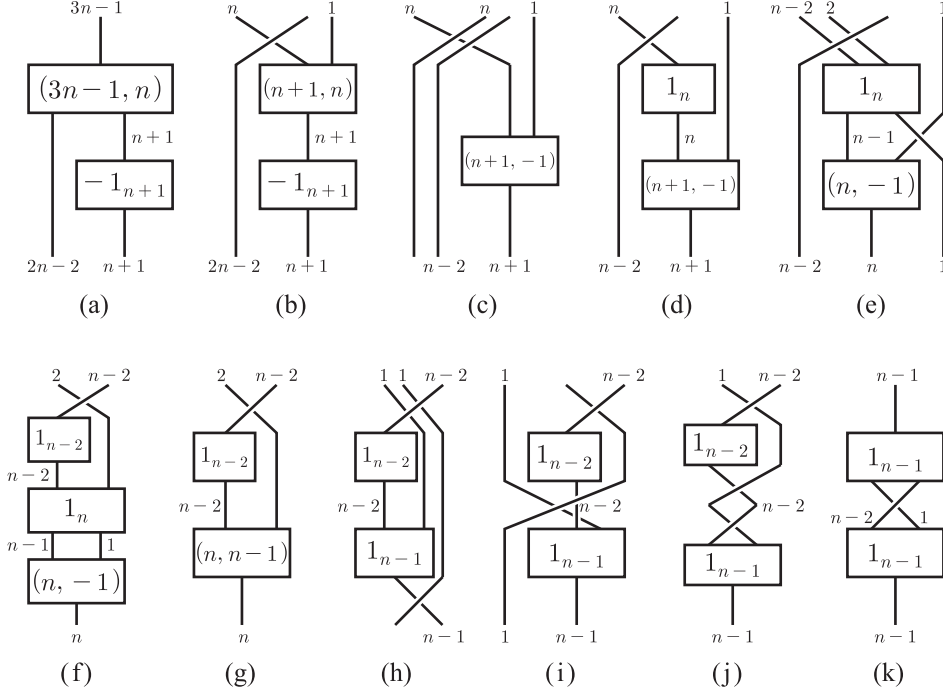


FIGURE 14. The closures of these braids are the same knot.

the braids in Figure 14(a)~(k) are equivalent knots as follows:

- From (a) to (b): Apply the upper left isotopy in Figure 5(a) with letting $(j, k, \ell) = (3n - 1, n, n + 1)$.
- From (b) to (c): Split the family of $2n - 2$ parallel strands into two families, one containing n parallel strands and the other $n - 2$ parallel strands.
- From (c) to (d): Apply a generalized destabilization.
- From (d) to (e): Split a family of n parallel strands into two families, one containing $n - 2$ parallel strands and the other 2 parallel strands. Apply the right isotopy in Figure 5(d) to the braid $(n + 1, -1)$ with letting $(j, \ell) = (n + 1, n)$.
- From (e) to (f): Apply a generalized destabilization to the left of the braid in Figure 14(e) and a destabilization to the right.
- From (f) to (g): Combine the braids 1_n and $(n, -1)$.
- From (g) to (h): Split the family of 2 parallel strands into two single strands and apply the lower right isotopy in Figure 5(a) to the braid $(n, n - 1)$ with letting $(j, k) = (n, n - 1)$.
- From (h) to (i): Pull the two single strands to the left.
- From (i) to (j): Destabilize the braid in Figure 14(i).
- From (j) to (k): Use Lemma 2.1.

One easily sees that the closure of the braid in Figure 14(k) is the torus knot $T(n - 1, 2n - 1)$. Thus $T(3n - 1, n, n + 1, -1) = T(2n - 1, n - 1)$.

(8) Consider the twisted torus knot $T(3n + 1, n, 3n - 1, -1)$. If $n = 1$, then $T(3n + 1, n, 3n - 1, -1) = T(4, 1, 2, -1)$ and $T(3n - 2, -2n + 1) = T(1, -1)$ are both the unknot. Hence we may assume $n \geq 2$. The knot $T(3n + 1, n, 3n - 1, -1)$ is the closure of the braid in Figure 15(a). One can

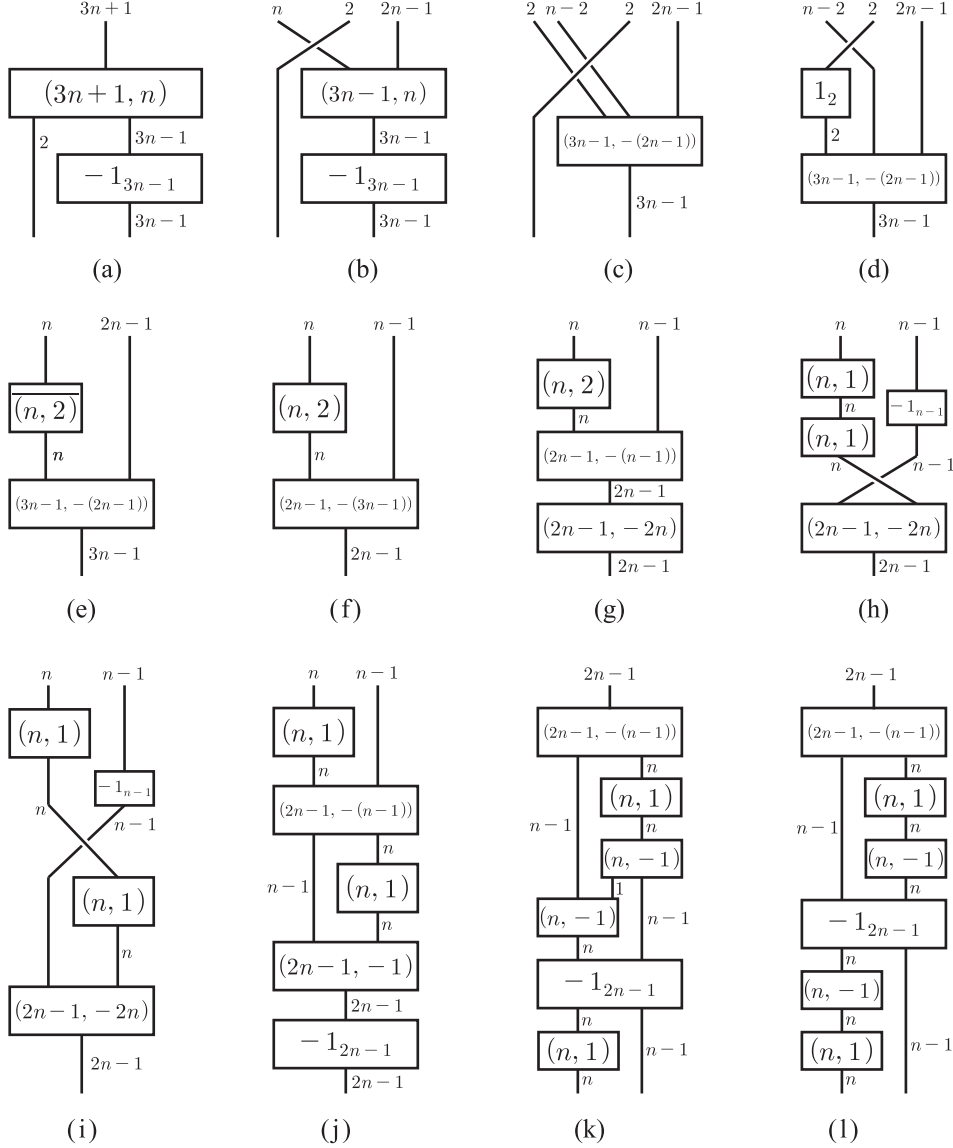


FIGURE 15. The closures of these braids are the same knot.

see that the closures of the braids in Figure 14(a)~(k) are equivalent knots as follows:

- From (a) to (b): Apply the upper left isotopy in Figure 5(a) with letting $(j, k, \ell) = (3n + 1, n, 3n - 1)$.
- From (b) to (c): Combine the braids $(3n - 1, n)$ and -1_{3n-1} , and split the family of n parallel strands into two families, one containing 2 parallel strands and the other $n - 2$ parallel strands.
- From (c) to (d): Apply a generalized destabilization.

- From (d) to (e): The braids $\overline{(n, 2)}$ and 1_2 are the mirror images of the braids $(n, -2)$ and -1_2 , respectively. Thus one can see that the mirror images of the braids in (d) and (e) are isotopic by using the lower right isotopy in Figure 5(b) with letting $(j, k) = (n, 2)$.
- From (e) to (f): See [18, Lemma 2.3].
- From (f) to (g): Split the torus braid $(2n - 1, -(3n - 1))$ into two torus braids $(2n - 1, -(n - 1))$ and $(2n - 1, -2n)$.
- From (g) to (h): Split the torus braid $(n, 2)$ into two of torus braids $(n, 1)$, and apply the lower left isotopy in Figure 5(b) with letting $(j, k) = (2n - 1, n - 1)$.
- From (h) to (i): Pull the lower $(n, 1)$ down.
- From (i) to (j): Apply the lower left isotopy in Figure 5(b) with letting $(j, k) = (2n - 1, n - 1)$, and split the torus braid $(2n - 1, -2n)$ into two torus braids $(2n - 1, -1)$ and -1_{2n-1} .
- From (j) to (k): By using Lemma 2.5, delete the upper $(n, 1)$ and attach it to the bottom. Also, by applying the right isotopy in Figure 5(d) with letting $(j, \ell) = (2n - 1, n)$, divide the torus braid $(2n - 1, -1)$ into two of $(n, -1)$.
- From (k) to (l): Pull the lower $(n, -1)$ down through the negative full twist -1_{2n-1} .

Two pairs of $(n, 1)$ and $(n, -1)$ in the braid in Figure 15(l) can be canceled. It is clear that the closure of the resulting braid is the torus knot $T(2n - 1, -(3n - 2))$. Thus $T(3n + 1, n, 3n - 1, -1) = T(3n - 2, -2n + 1)$.

REFERENCES

- [1] J. Birman and T. Brendle, *Braids: A survey*, Handbook of Knot Theory eds. W. Menasco and M. Thistlethwaite (Elsevier, Amsterdam, 2005), pp. 19–104.
- [2] Richard Sean Bowman, Scott Taylor, and Alexander Zupan, *Bridge spectra of twisted torus knots*, Int. Math. Res. Not. IMRN, Vol. 2015, no. 16, 7336–7356.
- [3] Patrick J. Callahan, John C. Dean, and Jeffrey R. Weeks, *The simplest hyperbolic knots*, J. Knot Theory Ramifications, **8** (1999), no. 3, 279–297.
- [4] Abhijit Champanerkar, David Futer, Ilya Kofman, Walter Neumann, and Jessica S. Purcell, *Volume bounds for generalized twisted torus links*, Math. Res. Lett. **18** (2011), no.6, 1097–1120.
- [5] Abhijit Champanerkar, Ilya Kofman, and Eric Patterson, *The next simplest hyperbolic knots*, J. Knot Theory Ramifications, **13** (2004), no.7, 965–987.
- [6] J. C. Dean, *Hyperbolic knots with small Seifert-fibered Dehn surgeries*, PhD thesis, University of Texas at Austin (1996)
- [7] Brandy J. Guntel, *Knots with distinct primitive/primitive and primitive/Seifert representatives*, J. Knot Theory Ramifications, **21** (2012) no.1, 1250015, 12pp.
- [8] S. Lee, *Twisted torus knots $T(p, q; kq, s)$ are cable knots*, J. Knot Theory Ramifications **21** (2012), no. 1, 1250005, 4 pp.
- [9] S. Lee, *Twisted torus knots that are unknotted*, Int. Math. Res. Not. IMRN, Vol. 2014, no.18, 4958–4996.
- [10] S. Lee, *Torus knots obtained by twisting torus knots*, Algebr. Geom. Topol. **15** (2015), no. 5, 2819–2838.
- [11] S. Lee, *Satellite knots obtained by twisting torus knots: hyperbolicity of twisted torus knots*, Int. Math. Res. Not. IMRN, Vol. 2018, no. 3, 785–815.
- [12] S. Lee, *Positively twisted torus knots which are torus knots*, J. Knot Theory Ramifications **28** (2019), no. 3, 1950023, 13 pp.
- [13] S. Lee, *Twisted torus knots $T(p, q, p - kq, -1)$ which are torus knots*, J. Knot Theory Ramifications **29** (2020) no. 9, 2050068, 11 pp.

- [14] S. Lee, *Twisted torus knots $T(mn+m+1, mn+1, mn+m+2, -1)$ and $T(n+1, n, 2n-1, -1)$ are torus knots*, J. Knot Theory Ramifications **30** (2021), no. 3, 2150016, 20 pp.
- [15] Yoav Moriah and Eric Sedgwick, *Heegaard splittings of twisted torus knots*, Topology Appl. **156** (2009), no. 5, 885–896.
- [16] D. Rolfsen, *Knots and Links*, Math. Lect. Ser. 7. Berkley, CA: Publish or Perish, 1976.
- [17] Thiago de Paiva, *Unexpected essential surfaces among exteriors of twisted torus knots*, arXiv:2012.09599v2 [math.GT] 11 Jan 2021.
- [18] Thiago de Paiva and Jessica S. Purcell, *Satellites and Lorenz knots*, arXiv:2103.09500v1 [math.GT] 17 Mar 2021.
- [19] Faramarz Vafaee, *On the knot Floer homology of twisted torus knots*, Int. Math. Res. Not. IMRN, Vol. 2015, no.15, 6516–6537.

DEPARTMENT OF MATHEMATICS, CHUNG-ANG UNIVERSITY, 84 HEUKSEOK-RO, DONGJAK-GU, SEOUL 06974, KOREA

Email address: `sylee@cau.ac.kr`

SCHOOL OF MATHEMATICS, MONASH UNIVERSITY, VIC 3800, AUSTRALIA

Email address: `thiago.depaivasouza@monash.edu`