

Weyl hydrodynamics in a strong magnetic field

Siyu Zhu,¹ Grigory Bednik,¹ and Sergey Syzranov¹

¹*Physics Department, University of California, Santa Cruz, California 95064, USA*

We study the hydrodynamic transport of electrons in a Weyl semimetal in a strong magnetic field. Impurity scattering in a Weyl semimetal with two Weyl nodes is strongly anisotropic as a function of the direction of the field and is significantly suppressed if the field is perpendicular to the separation between the nodes in momentum space. This allows for convenient access to the hydrodynamic regime of transport, in which electron scattering is dominated by interactions rather than by impurities. In a strong magnetic field, electrons move predominantly parallel to the direction of the field, and the flow of the electron liquid in a Weyl-semimetal junction resembles the Poiseuille flow of a liquid in a pipe. We compute the viscosity of the Weyl liquid microscopically and find that it weakly depends on the magnetic field and has the temperature dependence $\eta(T) \propto T^2$. The hydrodynamic flow of the Weyl liquid can be generated by a temperature gradient. The hydrodynamic regime in a Weyl-semimetal junction can be probed via the thermal conductance $G_q(B, T) \propto B^2 T$ of the junction.

I. INTRODUCTION

Hydrodynamics has recently been receiving attention as a paradigm for describing transport in sufficiently clean materials with strong electron correlations not amenable to exact microscopic treatment. Hydrodynamic description deals with macroscopic degrees of freedom, such as the densities of particles and their momenta.

The hydrodynamic regime requires that the electron-electron scattering rate significantly exceed the electron-phonon and impurity scattering rates and is predicted to lead to such unconventional phenomena as Gurzhi effect [1, 2] (growing conductance with increasing temperature), current vortices [3, 4] and magnetic dynamos in electron liquids [5]. Hydrodynamic transport is also often discussed as a possible mechanism behind the linear-in- T resistivity in high-temperature superconductors [6, 7].

Dirac materials in 2D (graphene [8–10]) and 3D (Weyl and Dirac semimetals [5, 11–15]) is another popular venue for theoretical studies of hydrodynamic effects. Hydrodynamic flows in such systems simulate ultrarelativistic interacting matter and, in the case of two dimensions, allow for convenient visualisation (see, e.g., Ref. [16]).

Despite extensive theoretical studies, achieving the hydrodynamic regime is rather challenging; materials that allow for conclusive experimental observations of hydrodynamic transport are few and far between. Such observations include manifestations of hydrodynamics in the nonlocal transport in high-mobility $(Al, Ga)As$ heterostructures [17, 18], magnetoresistive [19–21] and Gurzhi effects [22] in $(Al, Ga)As$ heterostructures, deviations from the Wiedemann-Franz law [23] in WP_2 and a combination of magnetotransport phenomena in $PdCoO_2$ [24]. Graphene provides another popular playground for observing hydrodynamic phenomena [4, 16, 25–29] (see Refs. [9, 10] for a comprehensive review).

In this paper, we demonstrate that 3D Weyl semimetals (WSMs) is a readily accessible platform for hydrodynamic transport and discuss manifestations of such trans-

port in them in strong magnetic fields. As demonstrated recently in Ref. [30], the impurity scattering time τ for electrons in a Weyl semimetal with two nodes is strongly anisotropic as a function of the direction of the magnetic field:

$$\frac{1}{\tau} = \frac{1}{\tau_0} \cos^2 \theta + \frac{1}{\tau_1}, \quad (1.1)$$

where θ is the angle between the field and the separation of the Weyl nodes in momentum space and $1/\tau_0 \gg 1/\tau_1$. The scattering rate is strongly suppressed for θ close to $\pi/2$, i.e. for magnetic fields perpendicular to the separation between the nodes, which makes the hydrodynamic regime in a Weyl semimetal conveniently achievable by applying the magnetic field in the respective direction.

In a strong magnetic field, Weyl electrons move predominantly (anti)parallel to the direction of the field. As a result, the motion of the electron liquid in a Weyl-semimetal junction in a magnetic field resembles the Poiseuille flow [31, 32] of a liquid in a pipe, as shown

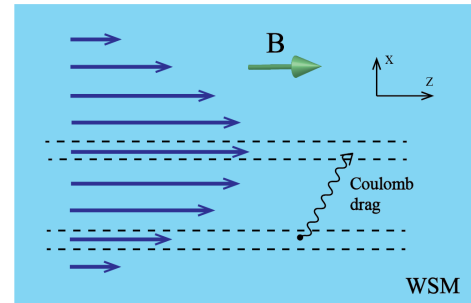


FIG. 1. The flow of a Weyl liquid in a junction in a strong magnetic field. The motion is effectively unidirectional because quasiparticles can move only parallel or antiparallel to the magnetic field. The velocity of the liquid is defined as the velocity of the reference frame (bath) in which thermalisation of the liquid takes place. The dependence of the velocity on the transverse coordinate creates shear stress. The corresponding dissipative forces are determined by the Coulomb interaction between different layers of the liquid.

in Fig. 1. The friction between the layers of the Weyl liquid moving with different velocities leads to dissipation and viscosity. The viscosity of such a liquid is dominated by the “Coulomb drag” mechanism introduced recently for conventional metals in Ref. [33].

We derive the hydrodynamic equations describing the hydrodynamic motion of a Weyl liquid in a strong magnetic field, compute microscopically the viscosity of such a liquid and analyse the conduction of a Weyl-semimetal junction. We find that the viscosity weakly depends on the magnetic field and strongly on the temperature T and, for realistic temperatures, is given by

$$\eta = \frac{M}{12\pi v_F} T^2, \quad (1.2)$$

where the “mass” M gives the inverse curvature of the quasiparticle dispersion near the Weyl nodes and v_F is the Fermi velocity. In the hydrodynamic regime, the thermal conductance (the response of the energy flux to a small temperature difference) of a Weyl-semimetal junction is given, up to a non-universal coefficient of order unity which depends on the shape of the junction, by

$$G_q \sim \left(\frac{|e|B}{c} \right)^2 \frac{S^2}{LMv_F} T, \quad (1.3)$$

where S is the cross-sectional area and L is the length of the junction.

The paper is organised as follows. In Sec. II, we introduce the model of WSMs in a strong magnetic field and discuss the approximations we use in this paper. In Sec. III, we derive the hydrodynamic equations for the electron liquid in such a semimetal. Sec. IV deals with the viscosity of such a liquid. In Sec. V, we describe the hydrodynamic flow of the Weyl liquid generated by a temperature gradient and the possibility of its experimental observation. We conclude in Sec. VI.

II. MODEL

We consider the model of a Weyl semimetal with two Weyl nodes, right (R) and left (L) (shown in Fig. 2), and equal energies of the nodes. The magnetic field \mathbf{B} is directed at angle θ with respect to the line connecting the two nodes in momentum space. For simplicity, we assume that the quasiparticles have no spin (apart from the pseudospin operator associated with the bands in the Weyl semimetal) and have isotropic dispersions around each node. Our quantitative results will hold, however, up to coefficients of order unity, for an arbitrary type-I Weyl semimetal.

We focus on the *ultraquantum limit* of the magnetic field

$$B > \frac{\mu^2 c}{2|e|v_F^3}, \quad (2.1)$$

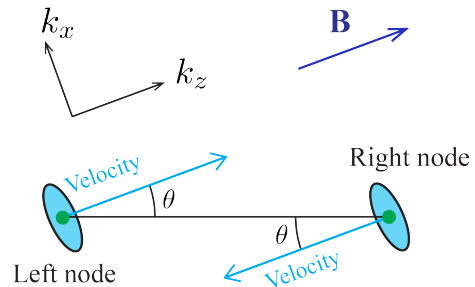


FIG. 2. Orientation of the magnetic field relative to the locations of the Weyl nodes in momentum space.

at which all electrons in equilibrium occupy the zeroth Landau level, where μ is the chemical potential (measured from the energy of the Weyl nodes) in the absence of the field; v_F is the Fermi velocity; hereinafter we set $\hbar = 1$.

In the absence of impurity scattering and interactions, the motion of electrons is one-dimensional; quasiparticles can propagate only parallel or antiparallel to the direction of the magnetic field \mathbf{B} with the velocity v_F . We assume that electrons move along the magnetic field at node L and in the opposite direction at node R.

Impurities and screening of Coulomb interactions. The strength of Coulomb interactions in the system is characterised by the dimensionless “fine structure constant”

$$\alpha = \frac{e^2}{\epsilon \hbar v_F}, \quad (2.2)$$

where ϵ is the dielectric constant. Most Weyl and Dirac materials have sufficiently large values of the dielectric constant [34–37] to ensure the condition $\alpha \ll 1$, which controls the diagrammatic perturbation theory for the interactions used in this paper.

While we focus on the hydrodynamic regime of transport, the system may contain a small amount of charged impurities. The hydrodynamic transport, studied in this paper, will persist so long as the elastic scattering rate (1.1) is significantly exceeded by the quasiparticle scattering rate due to electron-electron interactions. The presence of charged impurities in the system leads, in general, to a nonzero chemical potential μ (measured, in equilibrium, from the energies of Weyl nodes), which, in turn, affects the screening of Coulomb interactions and the screening of charged impurities.

In the Thomas-Fermi approximation [38], the screening radius of static Coulomb interaction is given by [30]

$$\kappa^{-1} = \sqrt{\frac{\pi \epsilon v_F c}{2|e|^3 B}} = l_B \sqrt{\frac{\pi}{2\alpha}}. \quad (2.3)$$

The Thomas-Fermi approximation is justified in the limit [38] $|\mu| \gg \kappa v_F$, which will be assumed throughout this paper. However, our results still hold qualitatively for other values of μ .

Spatial scales of the hydrodynamic flow. To apply the hydrodynamic description, we assume that the macroscopic degrees of freedom of the electron liquid, such as the velocity \mathbf{u} of the liquid, vary smoothly in space, on length scales λ significantly exceeding the microscopic scales of the system,

$$\lambda \gg Q^{-1}, l_B, \kappa^{-1}, \quad (2.4)$$

where $2Q$ is the separation between the Weyl nodes in momentum space; the screening radius κ^{-1} is given by Eq. (2.3) and

$$l_B = \sqrt{c/(|e|B)} \quad (2.5)$$

is the magnetic length. The momentum separation $2Q$ between the Weyl nodes is typically of the order of inverse atomic distances and is assumed to be the largest momentum scale in the problem.

The magnetic field breaks the translational invariance of the Hamiltonian of the system and, as a result, of the correlators of electron density in equilibrium, for example, the (Matsubara) polarisation operator

$$\Pi(\mathbf{r}; \mathbf{r}'; i\Omega) = -\frac{1}{2} \int_{-\beta}^{\beta} \langle \hat{n}(\mathbf{r}, \tau) \hat{n}(\mathbf{r}', 0) \rangle e^{i\Omega\tau} d\tau, \quad (2.6)$$

where $\hat{n}(\mathbf{r}, \tau)$ is the Matsubara operator of the electron density. The translational invariance of density correlations is restored, however, $[\Pi(\mathbf{r}; \mathbf{r}'; i\Omega) \equiv \Pi(\mathbf{r} - \mathbf{r}'; i\Omega)]$ in the state of (local) equilibrium on length scales significantly exceeding the magnetic length l_B (see Appendix B).

At low temperatures, the densities are correlated on length scales of the order of the screening radius (2.3) $\kappa^{-1} = l_B \sqrt{\pi/\alpha}$, which exceeds the magnetic length l_B due to the smallness of the coupling constant α . The correlations in the electron liquid may, therefore, be assumed isotropic on length scales $\kappa^{-1} \ll L \ll \lambda$ exceeding the screening radius κ^{-1} but shorter than the characteristic scales λ of the variation of the macroscopic hydrodynamic parameters such as the velocity of the liquid.

Energy scales. As we demonstrate in this paper, the viscosity of the Weyl liquid strongly depends on its temperature. For magnetic fields on the order of $1T$ or larger, the cyclotron frequency v_F/l_B is on the order of 50meV or larger and, thus, significantly exceeds the temperatures T used in experiments on Weyl semimetals. Taking into account Eq. (2.3), realistic energy scales may, therefore, be assumed to satisfy the conditions

$$T \ll v_F/\kappa \ll v_F/l_B. \quad (2.7)$$

III. HYDRODYNAMIC EQUATIONS

A. Velocity of the hydrodynamic flow

In the hydrodynamic description, the flowing electron liquid may be considered to be equilibrated in a moving

reference frame. It is possible, therefore, to introduce the velocity \mathbf{u} of the electron liquid as the velocity of the equilibrium reference frame. The distribution function for quasiparticles at the zeroth Landau level with the momentum k along the magnetic field is given by the Fermi-Dirac distribution function

$$f(k, u, \mu_{L,R}) = \frac{1}{e^{[\pm v_F k - u(\mathbf{r})k - \mu_{L,R}(\mathbf{r})]/T} + 1}, \quad (3.1)$$

near, respectively, nodes L and R, where $\mu_{L,R}$ is the chemical potential at the respective node. Here, $\xi_{\mathbf{k}} = \pm v_F k - u(\mathbf{r})k$ is the dispersion of the quasiparticles in the moving reference frame; the plus and minus signs correspond, respectively, to the left and right nodes.

The electron liquid may be thermalised by any bath of neutral excitations (e.g. phonons) or the electrons themselves. The full hydrodynamic description of a Weyl semimetal should include the hydrodynamic equations of motion of the bath as well as those of the electron liquid. In this paper, we assume, for simplicity, that the electron liquid acts as its own bath.

B. Hydrodynamic variables

We develop a hydrodynamic description of the electron liquid in terms of the density of electrons near each node and the momentum density of the liquid. The electron density N_L near node L is measured relative to the equilibrium states of an undoped Weyl semimetals in the absence of the flow (i.e. for $u = 0$) and is given by

$$\begin{aligned} N_L &= \frac{|e|B}{2\pi c} \int \frac{dk}{2\pi} [f(k, u, \mu_L) - f(k, 0, 0)] \\ &= \frac{|e|B}{4\pi^2 c} \frac{\mu_L}{v_F - u}, \end{aligned} \quad (3.2)$$

where μ_L is the chemical potential at the left node and u is the velocity of the electron liquid defined in Sec. III A.

Because each quasiparticle at the left node moves with the velocity v_F along the magnetic field and carries a charge of $e = -|e|$, the electric current j_L carried by the electrons near this node (relative to the equilibrium state in the absence of the flow) is given by

$$\begin{aligned} j_L &= e \frac{|e|B}{2\pi c} \int \frac{dk}{2\pi} v_F [f(k, u, \mu_L) - f(k, 0, 0)] \\ &= ev_F N_L. \end{aligned} \quad (3.3)$$

Similarly, we compute the concentration N_R of the electrons near the right node:

$$N_R = \frac{|e|B}{4\pi^2 c} \frac{\mu_R}{v_F + u} \quad (3.4)$$

and the current

$$\begin{aligned} j_R &= e \frac{|e|B}{2\pi c} \int \frac{dk}{2\pi} (-v_F) [f(-k, -u, \mu_R) - f(-k, 0, 0)] \\ &= -ev_F N_R. \end{aligned} \quad (3.5)$$

C. Hydrodynamic equations

1. Continuity equations for densities

The continuity equation for the electron density N_L reads

$$\partial_t N_L + v_F \partial_z N_L = -\frac{e^2}{4\pi^2 c} \mathbf{E} \cdot \mathbf{B} - \frac{N_L - N_R}{\tau}, \quad (3.6)$$

where $v_F N_L$ is the flux of the density (measured relative to the equilibrium state) along the magnetic field (z axis); the first term in the right-hand side (rhs) describes the change of the density N_L due to the chiral anomaly[39–42] in the presence of the electric field \mathbf{E} ; the second term in the rhs accounts for the elastic scattering of electrons between the two nodes. In Eq. (3.6), $1/\tau$ is the rate of internodal elastic scattering (due to collisions with impurities or other defects in the system). Similarly, the continuity equation for the density N_R is given by

$$\partial_t N_R - v_F \partial_z N_R = \frac{e^2}{4\pi^2 c} \mathbf{E} \cdot \mathbf{B} - \frac{N_R - N_L}{\tau}. \quad (3.7)$$

2. Navier-Stokes equation

In order to provide a complete hydrodynamic description of the electron liquid in given electric and magnetic

fields, the continuity equations (3.6) and (3.7) have to be complemented by the Navier-Stokes equation for momentum density. The momentum density near each individual Weyl node is not conserved due to the interactions between electrons at different nodes.

The Navier-Stokes equation is given by

$$\partial_t p + \partial_z J_p = F_E + F_{\text{scatt}} + F_{\text{visc}} - \partial_z P, \quad (3.8)$$

where p is the density of momentum along the z axis; J_p is the flux of momentum; the force F_E account for the change of the momentum p due to external electric and magnetic fields; F_{scatt} describes momentum relaxation due to impurity scattering; F_{visc} is the force that describes dissipative effects due to the viscosity of the electron liquid and P is the pressure of the electron liquid. In what immediately follows, we compute these quantities microscopically in a weakly interacting Weyl electron liquid.

The momentum density is given by

$$\begin{aligned} p &= \frac{|e|B}{2\pi c} \int \frac{dk}{2\pi} [f(k, u, \mu_L) - f(k, 0, 0)] (-Q \cos \theta + k) + \frac{|e|B}{2\pi c} \int \frac{dk}{2\pi} [f(-k, -u, \mu_R) - f(-k, 0, 0)] (Q \cos \theta + k) \\ &= N_L \left[-Q \cos \theta + \frac{\mu_L}{2(v_F - u)} \right] + N_R \left[Q \cos \theta - \frac{\mu_R}{2(v_F + u)} \right] + \frac{|e|BT^2}{6c} \frac{v_F u}{(v_F^2 - u^2)^2}, \end{aligned} \quad (3.9)$$

where $2Q$ is the separation between the Weyl nodes in momentum space. The flux J_p of momentum reads

$$\begin{aligned} J_p &= v_F \frac{|e|B}{2\pi c} \int \frac{dk}{2\pi} [f(k, u, \mu_L) - f(k, 0, 0)] (-Q \cos \theta + k) - v_F \frac{|e|B}{2\pi c} \int \frac{dk}{2\pi} [f(-k, -u, \mu_R) - f(-k, 0, 0)] (Q \cos \theta + k) \\ &= v_F N_L \left[-Q \cos \theta + \frac{\mu_L}{2(v_F - u)} \right] - v_F N_R \left[Q \cos \theta - \frac{\mu_R}{2(v_F + u)} \right] + \frac{|e|BT^2}{12c} \frac{3v_F^2 u^2 - u^4}{(v_F^2 - u^2)^2 v_F}. \end{aligned} \quad (3.10)$$

Using Eq. (3.2) and (3.4), the divergence of the flux J_p can be simplified as

$$\begin{aligned} \partial_z J_p &= \left\{ v_F \partial_z N_L \left[-Q \cos \theta + \frac{\mu_L}{2(v_F - u)} \right] - v_F \partial_z N_R \left[Q \cos \theta - \frac{\mu_R}{2(v_F + u)} \right] \right\} \\ &\quad + \left[\frac{v_F N_L}{2} \partial_z \left(\frac{\mu_L}{v_F - u} \right) + \frac{v_F N_R}{2} \partial_z \left(\frac{\mu_R}{v_F + u} \right) \right] + v_F \frac{|e|B}{24c} \left[\partial_z \frac{T^2}{(v_F - u)^2} + \partial_z \frac{T^2}{(v_F + u)^2} \right] \\ &= v_F \partial_z N_L \left(-Q \cos \theta + \frac{\mu_L}{v_F - u} \right) - v_F \partial_z N_R \left(Q \cos \theta - \frac{\mu_R}{v_F + u} \right) \\ &\quad + \frac{|e|BT^2}{6c} \frac{(3v_F^2 u + u^3)v_F}{(v_F^2 - u^2)^3} \partial_z u + \frac{|e|BT}{6c} \frac{3v_F^2 u^2 - u^4}{(v_F^2 - u^2)^2 v_F} \partial_z T. \end{aligned} \quad (3.11)$$

The force F_E describes the change of the total momentum p due to the transfer of quasiparticles between the nodes

because of the chiral anomaly and is given by

$$\begin{aligned}
F_E &= \frac{|e|B}{2\pi c} \partial_t \int \frac{dk}{2\pi} \{f[k, u, \mu_L - |e|E_z t(v_F - u)] - f(k, u, \mu_L)\} (-Q \cos \theta + k) \Big|_{t=0} \\
&\quad + \frac{|e|B}{2\pi c} \partial_t \int \frac{dk}{2\pi} \{f[-k, -u, \mu_R + |e|E_z t(v_F + u)] - f(-k, -u, \mu_R)\} (Q \cos \theta + k) \Big|_{t=0} \\
&= -\frac{e^2}{4\pi^2 c} \mathbf{E} \cdot \mathbf{B} \left(-Q \cos \theta + \frac{\mu_L}{v_F - u} \right) + \frac{e^2}{4\pi^2 c} \mathbf{E} \cdot \mathbf{B} \left(Q \cos \theta - \frac{\mu_R}{v_F + u} \right). \tag{3.12}
\end{aligned}$$

In the limit of low temperatures T , Eq. (3.12) can be understood intuitively as follows. The quantities $-Q \cos \theta + \frac{\mu_L}{v_F - u}$ and $Q \cos \theta - \frac{\mu_R}{v_F + u}$ give the momenta of the quasiparticles near the chemical potentials at the left and the right nodes and $\frac{e^2}{4\pi^2 c} \mathbf{E} \cdot \mathbf{B}$ is the rate of increase of the quasiparticle density at the right node (or its decrease at the left node). Multiplying these momenta by the corresponding rates of change of quasiparticle densities gives the rate of change of the total momentum due to an external electromagnetic field in the limit of zero temperature. We emphasise, however, that the result (3.12) applies at all temperatures T .

The momentum relaxation rate due to impurity scattering is given by

$$\begin{aligned}
F_{scatt} &= \frac{|e|B}{2\pi c} \frac{1}{\tau} \int \frac{dk}{2\pi} [f(k, -u, \mu_R) - f(k, u, \mu_L)] (-Q \cos \theta + k) \\
&\quad + \frac{|e|B}{2\pi c} \frac{1}{\tau} \int \frac{dk}{2\pi} [f(k, u, \mu_L) - f(k, -u, \mu_R)] (Q \cos \theta - k) \\
&= \frac{N_L - N_R}{\tau} \left(2Q \cos \theta - \frac{\mu_L}{v_F - u} - \frac{\mu_R}{v_F + u} \right) - \frac{1}{\tau} \frac{|e|BT^2}{3c} \frac{uv_F}{(v_F^2 - u^2)^2}, \tag{3.13}
\end{aligned}$$

where $1/\tau$ is the elastic internodal scattering time introduced in Eqs. (3.6) and (3.7). At $T = 0$, Eq. (3.13) can be understood intuitively as follows. At $T = 0$, all the electron states with energies up to μ_L and μ_R are filled at the left and right nodes, and it is possible to assume that only electrons with energies $\min(\mu_L, \mu_R) < \varepsilon < \max(\mu_L, \mu_R)$ get scattered between the nodes. Then the quantities $-Q \cos \theta + \frac{1}{2} \left(\frac{\mu_L}{v_F - u} + \frac{\mu_R}{v_F + u} \right)$ and $Q \cos \theta - \frac{1}{2} \left(\frac{\mu_L}{v_F - u} + \frac{\mu_R}{v_F + u} \right)$ have the meaning of the average momenta of electrons at the left and the right nodes that participate in these elastic scattering processes. Multiplying these momenta by the rate $\frac{N_L - N_R}{\tau}$ of change of the densities of electrons due to internodal scattering gives Eq. (3.13) at $T = 0$.

Although the liquid can move only along the direction of the magnetic field (the z axis, see Fig. 1) in the strong magnetic field under consideration, the velocity u of this motion is different for different transverse coordinates x

and y for the same z , which creates shear stress described by the force F_{visc} in Eq. (3.8). This force is given by

$$F_{visc} = \eta (\partial_x^2 + \partial_y^2) u, \tag{3.14}$$

where u is the velocity of the electron liquid defined in Sec. (III A) and η is the shear viscosity, i.e. the response of the stress forces between layers of the electron liquid flowing along the z axis to the transverse gradient of the velocity u .

The pressure P of the Weyl liquid, computed in Appendix A, is given by

$$P = P_0 + \frac{|e|B}{12cv_F} T^2, \tag{3.15}$$

where P_0 is a temperature-independent contribution that depends on the details of the quasiparticle dispersion away from the Weyl nodes.

Combining Eqs. (3.8), (3.11), (3.12), (3.13) and (3.14), we arrive at the Navier-Stokes equation (3.8) in the form

$$\begin{aligned}
& \partial_t p + v_F \partial_z N_L \left(-Q \cos \theta + \frac{\mu_L}{v_F - u} \right) - v_F \partial_z N_R \left(Q \cos \theta - \frac{\mu_R}{v_F + u} \right) \\
& + \frac{|e|BT^2}{6c} \frac{(3v_F^2 u + u^3)v_F}{(v_F^2 - u^2)^3} \partial_z u + \frac{|e|BT}{6c} \frac{3v_F^2 u^2 - u^4}{(v_F^2 - u^2)^2 v_F} \partial_z T = \\
& - \frac{e^2}{4\pi^2 c} \mathbf{E} \cdot \mathbf{B} \left(-Q \cos \theta + \frac{\mu_L}{v_F - u} \right) + \frac{e^2}{4\pi^2 c} \mathbf{E} \cdot \mathbf{B} \left(Q \cos \theta - \frac{\mu_R}{v_F + u} \right) \\
& + \frac{N_L - N_R}{\tau} \left(2Q \cos \theta - \frac{\mu_L}{v_F - u} - \frac{\mu_R}{v_F + u} \right) - \frac{1}{\tau} \frac{|e|BT^2}{3c} \frac{uv_F}{(v_F^2 - u^2)^2} + \eta (\partial_x^2 + \partial_y^2) u - \partial_z P. \quad (3.16)
\end{aligned}$$

Equations (3.6), (3.7) and (3.16) provide a complete hydrodynamic description of the hydrodynamics of a Weyl liquid in a strong magnetic field.

IV. VISCOSITY

In this section, we compute microscopically the shear viscosity of a Weyl liquid in a strong magnetic field. The viscosity $\eta = \eta_{xxzz} = \eta_{yyzz}$ describes the response of the shear stress [43] T_{xz} and T_{yz} of the liquid flowing along the z axis, the direction of the magnetic field (see Fig. 1), to the transverse gradients $\frac{\partial u}{\partial x}$ and $\frac{\partial u}{\partial y}$ of the velocity. The viscosity tensor is determined by the correlator of the corresponding components of the stress tensor (see, for example, Ref. [44]) and can be represented in the form

$$\eta_{ijkl}(\omega) = \frac{1}{\Omega} [\mathcal{B}_{ijkl}(\omega) - \mathcal{B}_{ijkl}(0)], \quad (4.1)$$

where

$$\mathcal{B}_{ijkl}(\omega) = \frac{1}{2} \int d\mathbf{r} \int_{-\beta}^{\beta} d\tau \left\langle T_{\tau} \hat{T}_{ij}(\mathbf{r}, \tau) \hat{T}_{kl}(\mathbf{0}, 0) \right\rangle e^{i\Omega\tau} \Big|_{i\Omega \rightarrow \omega + i0} \quad (4.2)$$

is the retarded correlator of the components \hat{T}_{ij} and \hat{T}_{kl} of the stress tensor operator and $i\Omega \rightarrow \omega + i0$ is our convention for the analytic continuation from positive Matsubara frequencies Ω to the real frequency ω [45, 46].

Strictly speaking, the viscosity of the electron liquid depends on the velocity \mathbf{u} of the liquid at a given location, and the averaging $\langle \dots \rangle$ in Eq. (4.2) should be carried out with respect to the equilibrium Fermi-Dirac distribution (3.1) in the reference frame of the moving liquid. However, because realistic velocities \mathbf{u} are significantly exceeded by the Fermi velocity v_F , the dependence of the viscosity on the velocity \mathbf{u} may be neglected and averaging over the equilibrium state of a stationary liquid may be used when computing the viscosity tensor (4.1). In what follows, we evaluate explicitly the Matsubara correlator in Eq. (4.2).

The stress tensor \hat{T}_{ij} includes two qualitatively distinct components [47]. The first, kinetic, component is independent of the interaction in the system and for a Weyl semimetal with two nodes, is given by

$$\hat{T}_{ij}^{(0)}(\mathbf{r}) = \sum_{\chi=L,R} \hat{\psi}_{\chi}^{\dagger}(\mathbf{r}) \hat{v}_{i\chi} \hat{k}_j \hat{\psi}_{\chi}(\mathbf{r}), \quad (4.3)$$

where the summation is carried out over the nodes $\chi = L, R$; $\hat{\psi}_{\chi}^{\dagger}(\mathbf{r})$ and $\hat{\psi}_{\chi}(\mathbf{r})$ are the creation and annihilation operators of the electrons at node χ ; $\hat{v}_{i\chi}$ is the i -th component of the velocity operator at node χ and $\hat{k}_j = -i \frac{\partial}{\partial r_j}$ is the j -th momentum component. The second contribution to the stress tensor \hat{T}_{ij} is determined by the electron-electron interactions [47] (see also Refs. [48] and [33]) and, in the limit of smooth variations of the gradients of the macroscopic parameters of the liquid [cf. the condition (2.4)] (“local uniformity approximation” of Ref. [47]), is given by

$$\hat{T}_{ij}^{(\text{int})}(\mathbf{r}) = -\frac{1}{2} \sum_{\chi, \chi'=L,R} \int d\boldsymbol{\rho} \hat{\psi}_{\chi}^{\dagger} \left(\mathbf{r} + \frac{\boldsymbol{\rho}}{2} \right) \hat{\psi}_{\chi'}^{\dagger} \left(\mathbf{r} - \frac{\boldsymbol{\rho}}{2} \right) \rho_i \frac{\partial V(\boldsymbol{\rho})}{\partial \rho_j} \hat{\psi}_{\chi'} \left(\mathbf{r} - \frac{\boldsymbol{\rho}}{2} \right) \hat{\psi}_{\chi} \left(\mathbf{r} + \frac{\boldsymbol{\rho}}{2} \right), \quad (4.4)$$

where $V(\boldsymbol{\rho}) = \frac{e^2}{\varepsilon \rho}$ is the Coulomb interaction potential.

Because the quasiparticles at both nodes can move only (anti-)parallel to the magnetic field ($v_{x\chi} = v_{y\chi} = 0$, $v_{z\chi} \neq 0$), there is no kinetic contribution (4.3) to the components T_{xz} and T_{yz} of the stress tensor, which determine the viscosity η . In what follows, we compute, therefore, the Matsubara correlator [cf. Eq. (4.2)] of the interaction contributions (4.4) to the stress tensor.

A. Drag viscosity

The electron liquids may relax momentum via processes of quasiparticle scattering between the nodes. Due to the long-range nature of Coulomb interactions, with the characteristic length scale \varkappa given by Eq. (2.3), such processes have a rate suppressed by the small parameter $\varkappa/Q \ll 1$ and will not be considered here.

Another possible mechanism of viscosity comes from the Coulomb drag [49–51] between layers of the electron liquid moving parallel to each other, as shown in Fig. 1. In the presence of the transverse gradient of the velocity

\mathbf{u} , different layers of the electron liquid move with different velocities, with Coulomb interactions resulting in effective friction forces between the layers. This mechanism of viscosity has been pioneered in Ref. [33] for a conventional Fermi liquid. Under the made approximations, it also dominates the viscosity of Weyl fermions in a strong magnetic field considered here.

The drag contribution to the Matsubara correlator $\mathcal{B}_{ijkl}(i\Omega)$ in Eq. 4.2 corresponds to the diagram in Fig. 3b, where the interaction contribution to the stress tensor T_{ij} corresponds to the vertex shown in Fig. 3a. To describe the screening of the interactions, we use the random phase approximation (RPA) [38, 45], as shown in Fig. 3c. A prefactor of 2 in diagram 3b comes from two possible pairings of the ends of the stress-tensor vertex 3a in the correlator that this diagram describes.

As discussed in Sec. II, the magnetic field breaks the translational invariance of equilibrium correlators of the electron density at lengthscales of the order of the magnetic length l_B . Translational invariance persists, however, in equilibrium at longer scales (see Appendix B), including the screening radius κ^{-1} of the polarisation operator (2.6) at sufficiently low frequencies which dominate the viscosity of the liquid, as we discuss below. The correlator $\mathcal{B}_{ijkl}(i\Omega)$, corresponding to the diagram 3b, can then be evaluated in the momentum representation as

$$\mathcal{B}_{ijkl}(i\Omega) = \frac{T}{2} \sum_{i\nu} \int \frac{d^3\mathbf{q}}{(2\pi)^3} \frac{\partial}{\partial q_i} [q_j V(\mathbf{q})] \frac{\partial}{\partial q_k} [q_l V(\mathbf{q})] \frac{\Pi(i\Omega + i\nu, \mathbf{q})}{1 - V(\mathbf{q})\Pi(i\Omega + i\nu, \mathbf{q})} \frac{\Pi(i\nu, \mathbf{q})}{1 - V(\mathbf{q})\Pi(i\nu, \mathbf{q})}, \quad (4.5)$$

where $V(\mathbf{q}) = \frac{4\pi e^2}{\epsilon q^2}$ is the bare propagator of Coulomb interactions and $\Pi(i\nu, \mathbf{q})$ is the polarisation operator given by Eq. (2.6) and corresponding, in the limit of small coupling $\alpha \ll 1$, to a simple fermionic bubble in the diagrams in Fig. 3. In Eq. (4.5), we have taken into account that, despite the presence of the magnetic field, correlators of electron density are translationally invariant at relevant distances (see Appendix B).

Equation (4.5) contains a Matsubara sum of the form $I(i\Omega) = T \sum_{i\nu} D(i\nu + i\Omega) D(i\nu)$, which can be conveniently computed by contour integration in the complex ν plane that gives $I(i\Omega) = \frac{1}{4\pi i} \int_{-\infty}^{+\infty} \coth \frac{\epsilon}{2T} [D_A(\epsilon + i\Omega) D_R(\epsilon) - D_R(\epsilon + i\Omega) D_A(\epsilon)] d\epsilon + \frac{1}{4\pi i} \int_{-\infty}^{+\infty} \coth \frac{\epsilon}{2T} [D_R(\epsilon) D_R(\epsilon - i\Omega) - D_A(\epsilon) D_A(\epsilon - i\Omega)] d\epsilon$, where $D_A(\epsilon)$ and $D_R(\epsilon) \equiv D_A^*(\epsilon)$ are the advanced and retarded versions of the correlator $D(i\nu)$, i.e. obtained from it by analytic continuation from, respectively, the lower and the upper half-planes (see, for example, Refs. [52] and [53] for the details of the contour integration). Performing such contour integration and the analytic continuation $i\Omega \rightarrow \omega + i0$ and utilising Eq. (4.1)

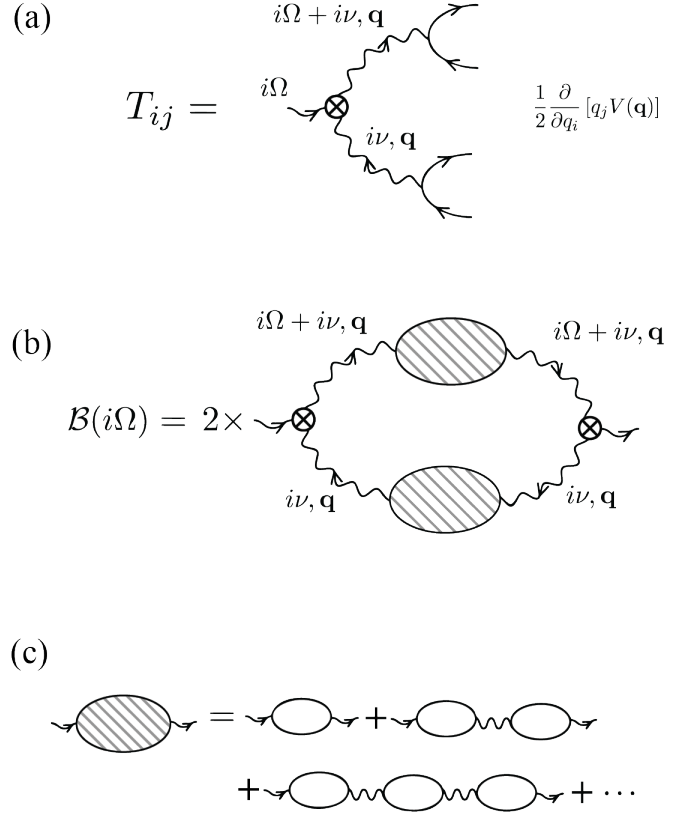


FIG. 3. Diagrams for computing the viscosity of the electron liquid. (a) The vertex corresponding to the interaction contribution to the stress tensor. (b) The diagram for the drag contribution to the viscosity. (c) A block in diagram (b) which takes into account the screening of the interactions in the RPA approximation.

gives, in the limit of low frequencies ω ,

$$\eta(\omega \rightarrow 0) = \frac{\frac{1}{T} \int \frac{d\epsilon}{2\pi} \frac{d^3\mathbf{q}}{(2\pi)^3} \left[\frac{q_x q_z V'(q)}{2q \sinh \frac{\epsilon}{2T}} \right]^2 \frac{[\text{Im} \Pi_R(\epsilon, \mathbf{q})]^2}{\left\{ [1 - V(\mathbf{q}) \text{Re} \Pi_R(\epsilon, \mathbf{q})]^2 + [V(\mathbf{q}) \text{Im} \Pi_R(\epsilon, \mathbf{q})]^2 \right\}^2}, \quad (4.6)$$

where $\Pi_R(\epsilon, \mathbf{q})$ is the retarded polarisation operator obtained by analytic continuation from the Matsubara polarisation operator $\Pi(i\nu, \mathbf{q})$ given by Eq. (2.6). Equation (4.6) has been obtained in Ref. [33] using Keldysh technique. In what immediately follows, we evaluate explicitly the polarisation operator for experimentally important frequency and momentum scales.

B. Polarisation operator

As discussed in Sec. II, the presence of the magnetic field breaks the translational invariance of correlators of

electron density, including the polarisation operator (2.6) on length scales on the order of the magnetic length l_B . However, at longer lengths, including the static screening length $\kappa^{-1} \gg l_B$ given by Eq. (2.3), the translational invariance is restored (see Appendix B) in equilibrium and the Fourier-transform of the retarded polarisation operator is given by

$$\Pi_R(\varepsilon, \mathbf{q}) = \frac{|e|B}{2\pi c} \sum_{\chi=L,R} \int \frac{dk}{2\pi} \frac{f_\chi(k, 0, \mu_\chi) - f_\chi(k + q_z, 0, \mu_\chi)}{E_{\chi k} - E_{\chi(k+q_z)} + \varepsilon + i0}, \quad (4.7)$$

where the integration is carried out over the momentum k along the direction of the magnetic field; $f_\chi(k, 0, \mu_\chi)$ is the distribution function of the electrons at node χ [cf. Eq. (3.1)] and $E_{\chi k}$ is the corresponding electron dispersion (as we clarify below, the deviation of the dispersion from the linear dependence $\pm v_F k$ needs to be taken into account for evaluating the viscosity of the system).

The real and imaginary parts of the retarded polarisation operator $\Pi_R(\varepsilon, \mathbf{q})$ describe, respectively, the screening of Coulomb interactions and the decay of the density waves in the Weyl liquid (Landau damping). In what immediately follows, we evaluate these contributions explicitly.

Screening

The main contribution to the static viscosity (4.6) comes from the energies ε on the order of the temperature T , which is significantly exceeded by the cyclotron frequency [see Eq. (2.7)] and the bandwidth of the quasiparticle dispersion. This allows us to neglect the ε -dependence of the real part $\text{Re}\Pi_R$ of the retarded polarisation operator.

Similarly, we neglect the dependence of $\text{Re}\Pi_R$ on the momentum \mathbf{q} whose characteristic values are on the order of the inverse screening radius κ given by Eq. (2.3) and significantly exceeded by the inverse magnetic length l_B^{-1} [cf. the condition (2.7)] and the momentum scales of the quasiparticle band. Below, we will show that the typical scale of the momentum component q_z that contributes to the viscosity is even smaller and is on the order of T/v_F .

The real part of the polarisation operator is, therefore, given by the density of the electron states at the Fermi level (with the minus sign):

$$\text{Re}\Pi_R(\varepsilon, \mathbf{q}) = -\frac{|e|B}{2\pi^2 c v_F} = -\frac{\epsilon \kappa^2}{4\pi e^2}, \quad (4.8)$$

where κ is the inverse screening radius of Coulomb interactions given by Eq. (2.3).

Landau damping

For the existence of a finite damping (to the leading order in interactions), it is necessary to take into account the curvature of the electron dispersion near the

nodes. Indeed, for linearly dispersive quasiparticles, density waves composed of electrons near one node propagate with the velocity $\pm v_F$ and lack dispersion. The conservation of momentum in any process involving only electrons near one node also enforces energy conservation, which is why all momentum conserving processes contribute to the damping and lead to a singular $\propto \sum_{\pm} \delta(\varepsilon \pm v_F q_z)$ imaginary part of the lowest-order polarisation operator (4.7).

In order to describe a finite dispersion of the charge density waves, we take into account the non-linearity of the quasiparticle dispersion near the Weyl nodes:

$$E_k = \pm v_F k + \frac{k^2}{2M}, \quad (4.9)$$

where “+” and “-” correspond, respectively, to the left and the right nodes. The dispersion (4.9) and the momentum k are measured, respectively, from the Fermi level and Fermi momentum. The energy scale Mv_F^2 is the largest energy scale in the problems and, in the case it is determined by the band structure of the Weyl semimetal, may be assumed to be on the order of several electron-volt.

Utilising Eqs. (4.7) and (4.9) gives

$$\text{Im}\Pi_R(\varepsilon, \mathbf{q}) = \frac{|e|B}{4\pi c} \frac{M}{|q_z|} \sum_{\pm} \frac{\pm \sinh \frac{\varepsilon}{2T}}{\cosh \left[\frac{Mv_F^2(\varepsilon \pm v_F q_z)}{2\varepsilon T} + \frac{\varepsilon}{4T} \right] \cosh \left[\frac{Mv_F^2(\varepsilon \pm v_F q_z)}{2\varepsilon T} - \frac{\varepsilon}{4T} \right]}. \quad (4.10)$$

The terms with “+” and “-” correspond to functions sharply peaked at $\varepsilon \pm v_F q_z = 0$ and account, respectively, for the contribution of the left and right nodes.

The characteristic values ε and $v_F q_z$ that contribute to the viscosity are on the order of the temperature T . When deriving Eq. (4.10) we neglected, therefore, the effect of the small energy $\frac{q_z^2}{2M} \sim \frac{T^2}{Mv_F^2} \ll 1$ on the distribution functions $f_\chi(k, 0, \mu_\chi)$ and $f_\chi(k + q_z, 0, \mu_\chi)$ in the polarisation operator (4.7).

C. The value of the viscosity

Utilising Eqs. (4.6) and (4.8) and the smallness of the Landau damping, the viscosity can be rewritten in the form

$$\eta = \frac{1}{T} \left(\frac{4\pi e^2}{\epsilon} \right)^2 \int \frac{d\varepsilon}{2\pi} \frac{d^3 \mathbf{q}}{(2\pi)^3} \frac{q_x^2 q_z^2}{\sinh^2 \frac{\varepsilon}{2T}} \frac{[\text{Im}\Pi_R(\varepsilon, \mathbf{q})]^2}{(q^2 + \kappa^2)^4}. \quad (4.11)$$

Because the imaginary part $\text{Im}\Pi_R(\varepsilon, \mathbf{q})$ of the retarded polarisation operator is sharply peaked at $\varepsilon \pm v_F q_z = 0$ only momenta q_z on the order of T/v_F contribute to the viscosity. By contrast, the transverse momenta q_x and

q_y have characteristic values on the order of \varkappa^{-1} , which significantly exceed T/v_F [see the condition (2.7)]. This allows us to neglect the dependence of the denominator in Eq. (4.11) on the momentum q_z . Integrating out the transverse momenta q_x and q_y gives

$$\eta = \frac{1}{3\pi T \varkappa^4} \left(\frac{\pi e^2}{\epsilon} \right)^2 \int \frac{d\varepsilon}{2\pi} \frac{dq_z}{2\pi} \frac{[\text{Im} \Pi_R(\varepsilon, \mathbf{q})]^2}{\sinh^2 \frac{\varepsilon}{2T}} q_z^2. \quad (4.12)$$

Using Eq. (4.10) and introducing variables $s = \frac{\varepsilon}{4T}$ and $t = \frac{M v_F^2 (v_F q_z - \varepsilon)}{2\varepsilon T}$, Eq. (4.12) can be represented in the form

$$\eta = \frac{1}{3\pi^3 T \varkappa^4} \left(\frac{\pi e^2}{\epsilon} \right)^2 \left(\frac{|e|B}{4\pi c} \right)^2 \frac{16T^3 M}{v_F^3} \int \frac{|s| dt ds}{\cosh^2(s+t) \cosh^2(s-t)}, \quad (4.13)$$

which gives the viscosity

$$\eta = \frac{M}{12\pi v_F} T^2. \quad (4.14)$$

Equation (4.14) is our main result for the viscosity of a Weyl liquid in a strong magnetic field.

V. TEMPERATURE-GENERATED FLOW AND POTENTIAL FOR EXPERIMENTAL OBSERVATION

In this section, we address the possibility of experimental observation of the discussed hydrodynamic flow of a Weyl electron liquid in a strong magnetic field. In a sufficiently long Weyl-semimetal junction, whose length exceeds the elastic scattering length τv_F , the conductance is independent of the viscosity η . Indeed, according to Eqs. (3.6) and (3.7), a longitudinal electric field E results in a stationary imbalance of the electron densities $N_L - N_R = -\frac{e^2}{4\pi^2 c} \mathbf{B} \cdot \mathbf{E} \tau$, which leads to a finite conductivity $\sigma = \frac{|e|^3 v_F}{4\pi^2 c} B \tau$ matching the conductivity in a system in the non-hydrodynamic (diffusive) regime [39, 40].

The hydrodynamic properties of the systems, however, manifest themselves in heat transport. The hydrodynamic flow can be generated by a temperature gradient and detected through the dependence of the heat flux on the temperature and magnetic field.

For a stationary flow, the momentum flux and electron densities at nodes L and R do not change, $\partial_t p = \partial_t N_L = \partial_t N_R = 0$. Multiplying the continuity equations (3.6) and (3.7) by, respectively, $-Q \cos \theta + \frac{\mu_L}{v_F - u}$ and $Q \cos \theta - \frac{\mu_R}{(v_F + u)}$ and subtracting from the Navier-Stokes equation

(3.16) gives

$$\begin{aligned} & \eta (\partial_x^2 + \partial_y^2) u - \partial_z P \\ & - \frac{|e|B}{6c} \frac{v_F u}{(v_F^2 - u^2)^2} \left(\frac{2}{\tau} + \frac{3v_F^2 + u^2}{v_F^2 - u^2} \partial_z u \right. \\ & \left. + \frac{3v_F^2 u - u^3}{v_F^2} \frac{\partial_z T}{T} \right) T^2 = 0. \end{aligned} \quad (5.1)$$

At small velocities u and temperatures T , the contributions in the last two lines of Eq. (5.1), of the order of uT^2 in temperature and velocity, can be neglected. Equation (5.1) then matches the equation for the flow of a conventional liquid in a pipe [31, 32].

In accordance with the Hagen-Poiseuille equation [31, 32], the hydrodynamic velocity u of such a liquid in the middle of the junction is given by

$$u = \frac{\zeta S}{\eta L} \Delta P, \quad (5.2)$$

where ζ is a coefficient of order unity that depends on the transverse shape of the junction; L is the length of the junction; S is its cross-sectional area and ΔP is the pressure difference between the two ends of the junction.

The pressure difference ΔP may be generated by different temperatures at the ends of the junction. Utilising Eq. (3.15), we estimate the flow velocity of the Weyl liquid as

$$u \sim \frac{|e|B}{c} \frac{S}{M} \frac{\partial_z T}{T}, \quad (5.3)$$

where the “mass” M describes the inverse curvature of the quasiparticle dispersion and is introduced in Eq. (4.9). Using Eq. (5.3) and assuming that the energy scale $M v_F^2$ is given by the quasiparticle bandwidth and is of the order of 1eV , we estimate that velocities u of the order of $v_F \sim 10^8 \frac{\text{cm}}{\text{s}}$ can be achieved in a junction of size $\sqrt{S} \sim L \sim 100\text{nm}$ (in all dimensions) in a magnetic field $B \sim 1T$. The hydrodynamic regime is further favoured by larger system sizes and magnetic fields.

Heat conductance

The flow of the electron liquid is associated with the heat flux (energy current) in the system, given by

$$\begin{aligned} q &= \frac{|e|B}{2\pi c} v_F \int \frac{dk}{2\pi} v_F k [f(k, u, \mu_L) - f(k, 0, 0)] \\ & - \frac{|e|B}{2\pi c} v_F \int \frac{dk}{2\pi} (-v_F k) [f(-k, -u, \mu_R) - f(-k, 0, 0)] \\ & = \frac{|e|B v_F^2}{8\pi^2 c} \left[\frac{\mu_L^2}{(v_F - u)^2} - \frac{\mu_R^2}{(v_F + u)^2} \right] + \frac{|e|B}{6c} \frac{v_F^3 u}{(v_F^2 - u^2)^2} T^2, \end{aligned} \quad (5.4)$$

which can be used to detect the hydrodynamic flow and measure the average velocity u of the flow.

In the absence of the electric field \mathbf{E} , there is no electric current flowing through the system, as follows from Eqs. 3.6 and 3.7 and the charge neutrality condition $N_L + N_R = \text{const}$, which require $\frac{\mu_L}{v_F - u} = \frac{\mu_R}{v_F + u}$. According to Eq. (5.4), the energy current in the absence of the charge current is, therefore, proportional to the hydrodynamic velocity u of the current:

$$q \approx \frac{|e|B}{6c} \frac{u}{v_F} T^2 \sim \left(\frac{|e|B}{c} \right)^2 \frac{S}{Mv_F} T \partial_z T. \quad (5.5)$$

The hydrodynamic flow can, thus, be generated by a temperature difference at the ends of the junction and detected through the temperature- and magnetic-field dependence of the heat conductance

$$G_q \sim \left(\frac{|e|B}{c} \right)^2 \frac{S^2}{LMv_F} T \quad (5.6)$$

(the response of the total energy flux to the temperature difference) of the system.

VI. CONCLUSION

In conclusion, we have studied the hydrodynamic motion of the electron liquid in a Weyl semimetal with two Weyl nodes in a strong magnetic field. Such systems provide a conveniently accessible platform for achieving the hydrodynamic regime of transport because the impurity scattering rate of Weyl fermions is strongly suppressed for certain directions of the magnetic field, perpendicular to the separation of Weyl nodes in momentum space.

Because Weyl fermions in a quantising magnetic field move parallel or antiparallel to the field, the motion of the liquid resembles Poiseuille flow of a conventional liquid in a pipe (see Fig. 1). The viscosity of such a liquid is dominated by the interactions between parallel layers of the liquid moving with different velocities. We have derived the hydrodynamic equations of motion of such a liquid for a Weyl semimetal with two Weyl nodes and computed microscopically its viscosity. For realistic temperatures, the temperature dependence of the viscosity is given by $\eta(T) \propto T^2$. The hydrodynamic flow of the electron liquid in a Weyl-semimetal junction can be generated by a temperature gradient and probed via the heat conductance $G_q \propto B^2 T$ of the junction.

Appendix A: Hydrodynamic pressure of the Weyl liquid

The Sommerfeld expansion of the grand potential of the electron liquid in volume V

$$\Omega(T) = -TV \int d\varepsilon \mathcal{N}_0(\varepsilon) \ln \left(1 + e^{\frac{\mu - \varepsilon}{T}} \right) = - \int d\varepsilon \frac{N(\varepsilon)}{e^{\frac{\varepsilon - \mu}{T}} + 1}, \quad (\text{A1})$$

gives

$$\Omega(T) = \Omega(0) - \frac{\pi^2}{6} V \mathcal{N}_0(\mu) T^2, \quad (\text{A2})$$

where $\mathcal{N}_0(\varepsilon)$ is the density of states and $N(\varepsilon)$ is the number of electron states in the system with energies smaller than ε . Near the nodes of a Weyl semimetal in a strong magnetic field, the density of states per node is given by $\mathcal{N}_0(\varepsilon) = \frac{|e|B}{4\pi^2 cv_F}$.

Using that $\Omega = -PV$, we obtain the pressure of the equilibrium electron gas in a two-node Weyl semimetal in the form

$$P = P_0 + \frac{|e|B}{12cv_F} T^2, \quad (\text{A3})$$

where P_0 is a temperature-independent contribution which depends on the details of the quasiparticle dispersion away from the Weyl nodes.

Appendix B: Details of the calculation of the polarisation operator

In this section, we provide the details of the calculation of the polarisation operator in a Weyl liquid in a magnetic field in the ultraquantum limit, in which only the zeroth Landau level contributes. In what follows, we use the Landau gauge

$$\mathbf{A} = (-By, 0, 0) \quad (\text{B1})$$

for the vector potential of the magnetic field. For this gauge, the momentum \mathbf{k}_{xz} in the xz plane is a good quantum number.

To the lowest order in interactions, the Matsubara polarisation operator is given by

$$\Pi(\mathbf{r}, \mathbf{r}', i\Omega) = 2T \sum_{i\omega} \sum_{\mathbf{k}_{xz}, \mathbf{k}'_{xz}} \frac{\Psi_{\mathbf{k}_{xz}}^*(\mathbf{r}) \Psi_{\mathbf{k}_{xz}}(\mathbf{r}') \Psi_{\mathbf{k}'_{xz}}^*(\mathbf{r}') \Psi_{\mathbf{k}'_{xz}}(\mathbf{r})}{(i\omega + i\Omega - E_{\mathbf{k}_{xz}})(i\omega - E_{\mathbf{k}'_{xz}})}, \quad (\text{B2})$$

where a prefactor of 2 accounts from the presence of two nodes in the Weyl liquid, which contribute equally to the polarisation operator; $E_{\mathbf{k}_{xz}}$ is the quasiparticle dispersion at the zeroth Landau level with the momentum \mathbf{k}_{xz} in the xz plane and

$$\Psi_{\mathbf{k}_{xz}}(\mathbf{r}) = H_{\mathbf{k}_{xz}}(y) \exp[i(k_x x + k_z z)] \quad (\text{B3})$$

is the orbital part of the corresponding wavefunction, where

$$H_{\mathbf{k}_{xz}}(y) = (\pi l_B^2 S_{xz}^2)^{-\frac{1}{4}} \exp \left[-\frac{1}{2} (y/l_B - k_x l_B)^2 \right]; \quad (\text{B4})$$

S_{xz} is the area of the xz cross-section of the system, which, for simplicity, is assumed to be constant along the z axis; l_B is the magnetic length given by Eq. (2.5).

The presence of the magnetic field breaks the translational invariance of the polarisation operator: for the chosen gauge (B1), the polarisation operator (B2) is a function of both coordinates y and y' and not only of $y - y'$. However, the translational invariance is approximately restored if the details of electron correlations at distances $|\mathbf{r} - \mathbf{r}'| \lesssim l_B$ are not important, and the polarisation operator is considered for $|\mathbf{r} - \mathbf{r}'| \gg l_B$. To illustrate this, we first Fourier-transform the polarisation operator (B2) with respect to the coordinate differences $x - x'$ and $z - z'$, using the exact translational invariance along the x and z axes:

$$\Pi(\mathbf{q}_{xz}, y, y', i\Omega) = 2T \sum_{i\omega} \sum_{\mathbf{k}_{xz}} \frac{H_{(\mathbf{k}+\mathbf{q})_{xz}}^*(y) H_{(\mathbf{k}+\mathbf{q})_{xz}}(y') H_{\mathbf{k}_{xz}}^*(y') H_{\mathbf{k}_{xz}}(y)}{[i\omega + i\Omega - E_{(\mathbf{k}+\mathbf{q})_{xz}}] (i\omega - E_{\mathbf{k}_{xz}})}. \quad (\text{B5})$$

For long distances, $|\mathbf{r} - \mathbf{r}'| \gg l_B$, it is sufficient to consider only small momenta $|\mathbf{q}_{xz}| \ll l_B^{-1}$. Because the characteristic lengthscale of the function $H_{\mathbf{k}}(y)$, given by Eq. (B4) is l_B , it allows us to neglect the momentum \mathbf{q}_{xz} in Eq. (B5) and make the approximations $H_{(\mathbf{k}+\mathbf{q})_{xz}}^*(y) \approx H_{\mathbf{k}_{xz}}^*(y)$, $H_{(\mathbf{k}+\mathbf{q})_{xz}}(y') \approx H_{\mathbf{k}_{xz}}(y')$.

The summand in Eq. (B5) is peaked at the values of y and y' given by $k_x l_b^2$ and has a characteristic width of l_B with respect to both of these coordinates. Taking into account the summation with respect to all values of k_x , the operator may be considered, at distances $|y - y'| \gg l_B$, as a sharply peaked function of $y - y'$ and approximated as

$$\begin{aligned} \Pi(\mathbf{q}_{xz}, y, y', i\Omega) &= \delta(y - y') \int \left\{ 2T \sum_{i\omega} \sum_{\mathbf{k}_{xz}} \frac{H_{\mathbf{k}_{xz}}^*(y) H_{\mathbf{k}_{xz}}(y') H_{\mathbf{k}_{xz}}^*(y') H_{\mathbf{k}_{xz}}(y)}{[i\omega + i\Omega - E_{(\mathbf{k}+\mathbf{q})_{xz}}] (i\omega - E_{\mathbf{k}_{xz}})} \right\} dy' \\ &= 2\delta(y - y') T \sum_{i\omega} \sum_{\mathbf{k}_{xz}} \frac{H_{\mathbf{k}_{xz}}^*(y) H_{\mathbf{k}_{xz}}(y)}{[i\omega + i\Omega - E_{(\mathbf{k}+\mathbf{q})_{xz}}] (i\omega - E_{\mathbf{k}_{xz}})} \\ &= 2\delta(y - y') T \sum_{i\omega} \int \frac{dk_z}{2\pi} \frac{dk_x}{2\pi} \frac{1}{l_B \sqrt{\pi}} \frac{\exp[-(l_B k_x - y/l_B)^2]}{[i\omega + i\Omega - E_{(\mathbf{k}+\mathbf{q})_{xz}}] (i\omega - E_{\mathbf{k}_{xz}})} \\ &= \frac{\delta(y - y')}{2\pi l_B^2} \sum_{i\omega} \int \frac{dk_z}{2\pi} \frac{1}{[i\omega + i\Omega - E_{(\mathbf{k}+\mathbf{q})_{xz}}] (i\omega - E_{\mathbf{k}_{xz}})}, \end{aligned} \quad (\text{B6})$$

where we have taken into account the dispersion $E_{\mathbf{k}}$ depends only on the momentum component k_z along the magnetic field and is independent of the component k_x . The correlator (B6) has translational invariance along the y direction.

Fourier-transforming Eq. (B6) gives

$$\Pi(\mathbf{q}, i\Omega) = \frac{|e|B}{2\pi c} \sum_{i\omega} \int \frac{dk_z}{2\pi} \frac{1}{[i\omega + i\Omega - E_{(\mathbf{k}+\mathbf{q})_z}] (i\omega - E_{k_z})}, \quad (\text{B7})$$

which matches the polarisation operator of an effectively one-dimensional systems with the dispersion E_{k_z} and a degeneracy of $\frac{|e|B}{2\pi c}$ per transverse area. The analytic continuation of Eq. (B7) from the upper half-plane of Matsubara frequencies, $i\Omega \rightarrow \varepsilon + i0$, to real frequencies ε gives the retarded polarisation operator (4.7).

-
- [1] R. N. Gurzhi, “Minimum of resistance in impurity-free conductors,” *J. Exp. Theor. Phys.* **17**, 521 (1963).
 - [2] R. N. Gurzhi, “Hydrodynamic effects in solids at low temperature,” *Soviet Physics Uspekhi* **11**, 255 (1968).
 - [3] Leonid Levitov and Gregory Falkovich, “Electron viscosity, current vortices and negative nonlocal resistance in graphene,” *Nature Physics* **12**, 672–676 (2016).
 - [4] D. A. Bandurin, I. Torre, R. Krishna Kumar, M. Ben Shalom, A. Tomadin, A. Principi, G. H. Auton, E. Khestanova, K. S. Novoselov, I. V. Grigorieva, L. A. Ponomarenko, A. K. Geim, and M. Polini, “Negative local resistance caused by viscous electron backflow in graphene,” *Science* **351**, 1055–1058 (2016), <https://science.sciencemag.org/content/351/6277/1055.full.pdf>.
 - [5] Victor Galitski, Mehdi Kargarian, and Sergey Syzranov, “Dynamo effect and turbulence in hydrodynamic Weyl metals,” *Phys. Rev. Lett.* **121**, 176603 (2018).
 - [6] Richard A. Davison, Koenraad Schalm, and Jan Zaanen, “Holographic duality and the resistivity of strange metals,” *Phys. Rev. B* **89**, 245116 (2014).
 - [7] Sean A Hartnoll, “Theory of universal incoherent metallic transport,” *Nature Physics* **11**, 54–61 (2015).
 - [8] Boris N. Narozhny, Igor V. Gornyi, Alexander D. Mirlin, and Jörg Schmalian, “Hydrodynamic approach to electronic transport in graphene,” *Annalen der Physik* **529**, 1700043 (2017), <https://onlinelibrary.wiley.com/doi/pdf/10.1002/andp.201700043>.
 - [9] Boris N. Narozhny, “Electronic hydrodynamics in graphene,” *Annals of Physics* **411**, 167979 (2019).
 - [10] Andrew Lucas and Kin Chung Fong, “Hydrodynamics of electrons in graphene,” *Journal of Physics: Condensed Matter* **30**, 053001 (2018).
 - [11] P O Sukhachov, E V Gorbar, I A Shovkovy, and V A Miransky, “Collective excitations in Weyl semimetals in the hydrodynamic regime,” *Journal of Physics: Condensed Matter* **30**, 275601 (2018).
 - [12] E. V. Gorbar, V. A. Miransky, I. A. Shovkovy, and P. O. Sukhachov, “Consistent hydrodynamic theory of chiral electrons in Weyl semimetals,” *Phys. Rev. B* **97**, 121105 (2018).
 - [13] E. V. Gorbar, V. A. Miransky, I. A. Shovkovy, and P. O. Sukhachov, “Hydrodynamic electron flow in a Weyl semimetal slab: Role of Chern-Simons terms,” *Phys. Rev. B* **97**, 205119 (2018).
 - [14] E. V. Gorbar, V. A. Miransky, I. A. Shovkovy, and P. O. Sukhachov, “Nonlocal transport in Weyl semimetals in the hydrodynamic regime,” *Phys. Rev. B* **98**, 035121 (2018).
 - [15] P. O. Sukhachov, E. V. Gorbar, and I. A. Shovkovy, “Hydrodynamics in Dirac semimetals: Convection impossible,” *arXiv e-prints*, arXiv:2103.15836 (2021), arXiv:2103.15836 [cond-mat.mes-hall].
 - [16] Mark JH Ku, Tony X Zhou, Qing Li, Young J Shin, Jing K Shi, Claire Burch, Laurel E Anderson, Andrew T

- Pierce, Yonglong Xie, Assaf Hamo, *et al.*, “Imaging viscous flow of the dirac fluid in graphene,” *Nature* **583**, 537–541 (2020).
- [17] Adhuth Gupta, J. J. Heremans, Gitansh Kataria, Mani Chandra, S. Fallahi, G. C. Gardner, and M. J. Manfra, “Hydrodynamic and ballistic transport over large length scales in GaAs/AlGaAs,” *Phys. Rev. Lett.* **126**, 076803 (2021).
- [18] B. A. Braem, F. M. D. Pellegrino, A. Principi, M. Rössli, C. Gold, S. Hennel, J. V. Koski, M. Berl, W. Dietsche, W. Wegscheider, M. Polini, T. Ihn, and K. Ensslin, “Scanning gate microscopy in a viscous electron fluid,” *Phys. Rev. B* **98**, 241304 (2018).
- [19] L. Bockhorn, P. Barthold, D. Schuh, W. Wegscheider, and R. J. Haug, “Magnetoresistance in a high-mobility two-dimensional electron gas,” *Phys. Rev. B* **83**, 113301 (2011).
- [20] Ramesh G Mani, Annika Kriisa, and Werner Wegscheider, “Size-dependent giant-magnetoresistance in millimeter scale gaas/algaas 2d electron devices,” *Scientific reports* **3**, 1–8 (2013).
- [21] Q. Shi, P. D. Martin, Q. A. Ebner, M. A. Zudov, L. N. Pfeiffer, and K. W. West, “Colossal negative magnetoresistance in a two-dimensional electron gas,” *Phys. Rev. B* **89**, 201301 (2014).
- [22] M. J. M. de Jong and L. W. Molenkamp, “Hydrodynamic electron flow in high-mobility wires,” *Phys. Rev. B* **51**, 13389–13402 (1995).
- [23] Alexandre Jaoui, Benoît Fauqué, Carl Willem Rischau, Alaska Subedi, Chenguang Fu, Johannes Gooth, Nitesh Kumar, Vicky Süß, Dmitrii L Maslov, Claudia Felser, *et al.*, “Departure from the wiedemann–franz law in wp 2 driven by mismatch in t-square resistivity prefactors,” *npj Quantum Materials* **3**, 1–7 (2018).
- [24] Philip J. W. Moll, Pallavi Kushwaha, Nabhanila Nandi, Burkhard Schmidt, and Andrew P. Mackenzie, “Evidence for hydrodynamic electron flow in pdcO₂,” *Science* **351**, 1061–1064 (2016), <https://science.sciencemag.org/content/351/6277/1061.full.pdf>.
- [25] Denis A Bandurin, Andrey V Shytov, Leonid S Levitov, Roshan Krishna Kumar, Alexey I Berdyugin, Moshe Ben Shalom, Irina V Grigorieva, Andre K Geim, and Gregory Falkovich, “Fluidity onset in graphene,” *Nature communications* **9**, 1–8 (2018).
- [26] Joseph A Sulpizio, Lior Ella, Asaf Rozen, John Birbeck, David J Perello, Debarghya Dutta, Moshe Ben-Shalom, Takashi Taniguchi, Kenji Watanabe, Tobias Holder, *et al.*, “Visualizing poiseuille flow of hydrodynamic electrons,” *Nature* **576**, 75–79 (2019).
- [27] Patrick Gallagher, Chan-Shan Yang, Tairu Lyu, Fanglin Tian, Rai Kou, Hai Zhang, Kenji Watanabe, Takashi Taniguchi, and Feng Wang, “Quantum-critical conductivity of the dirac fluid in graphene,” *Science* **364**, 158–162 (2019), <https://science.sciencemag.org/content/364/6436/158.full.pdf>.
- [28] A. I. Berdyugin, S. G. Xu, F. M. D. Pellegrino, R. Krishna Kumar, A. Principi, I. Torre, M. Ben Shalom, T. Taniguchi, K. Watanabe, I. V. Grigorieva, M. Polini, A. K. Geim, and D. A. Bandurin, “Measuring hall viscosity of graphene’s electron fluid,” *Science* **364**, 162–165 (2019), <https://science.sciencemag.org/content/364/6436/162.full.pdf>.
- [29] Jesse Crossno, Jing K. Shi, Ke Wang, Xiaomeng Liu, Achim Harzheim, Andrew Lucas, Subir Sachdev, Philip Kim, Takashi Taniguchi, Kenji Watanabe, Thomas A. Ohki, and Kin Chung Fong, “Observation of the dirac fluid and the breakdown of the wiedemann–franz law in graphene,” *Science* **351**, 1058–1061 (2016), <https://science.sciencemag.org/content/351/6277/1058.full.pdf>.
- [30] G. Bednik, K. S. Tikhonov, and S. V. Syzranov, “Magnetotransport and internodal tunnelling in weyl semimetals,” *Phys. Rev. Research* **2**, 023124 (2020).
- [31] S P Suter and R Skalak, “The history of poiseuille’s law,” *Annual Review of Fluid Mechanics* **25**, 1–20 (1993), <https://doi.org/10.1146/annurev.fl.25.010193.000245>.
- [32] L.D. Landau and E.M. Lifshitz, “Fluid mechanics,” (1987).
- [33] Yunxiang Liao and Victor Galitski, “Drag viscosity of metals and its connection to coulomb drag,” *Phys. Rev. B* **101**, 195106 (2020).
- [34] J.-P. Jay-Gerin, M.J. Aubin, and L.G. Caron, “The electron mobility and the static dielectric constant of Cd₃As₂ at 4.2 K,” *Solid State Communications* **21**, 771 – 774 (1977).
- [35] O. Madelung, U. Rössler, and M. Schulz, eds., “Cadmium arsenide (Cd₃As₂) optical properties, dielectric constants,” in *Non-Tetrahedrally Bonded Elements and Binary Compounds I* (Springer Berlin Heidelberg, Berlin, Heidelberg, 1998) pp. 1–10.
- [36] G. S. Jenkins, C. Lane, B. Barbiellini, A. B. Sushkov, R. L. Carey, Fengguang Liu, J. W. Krizan, S. K. Kushwaha, Q. Gibson, Tay-Rong Chang, Horng-Tay Jeng, Hsin Lin, R. J. Cava, A. Bansil, and H. D. Drew, “Three-dimensional Dirac cone carrier dynamics in Na₃Bi and Cd₃As₂,” *Phys. Rev. B* **94**, 085121 (2016).
- [37] J. Buckeridge, D. Jevdokimovs, C. R. A. Catlow, and A. A. Sokol, “Bulk electronic, elastic, structural, and dielectric properties of the Weyl semimetal TaAs,” *Phys. Rev. B* **93**, 125205 (2016).
- [38] A. A. Abrikosov, *Fundamentals of the Theory of Metals* (Elsevier, Oxford, 1988).
- [39] A.A. Burkov, “Weyl metals,” *Annual Review of Condensed Matter Physics* **9**, 359–378 (2018).
- [40] D. T. Son and B. Z. Spivak, “Chiral anomaly and classical negative magnetoresistance of Weyl metals,” *Phys. Rev. B* **88**, 104412 (2013).
- [41] S. A. Parameswaran, T. Grover, D. A. Abanin, D. A. Pesin, and A. Vishwanath, “Probing the chiral anomaly with nonlocal transport in three-dimensional topological semimetals,” *Phys. Rev. X* **4**, 031035 (2014).
- [42] A. A. Burkov, “Chiral Anomaly and Diffusive Magnetotransport in Weyl Metals,” *Phys. Rev. Lett.* **113**, 247203 (2014).
- [43] LD Landau and EM Lifshitz, “Theory of elasticity (volume 7 of a course of theoretical physics) pergamon press,” (1970).
- [44] Barry Bradlyn, Moshe Goldstein, and N. Read, “Kubo formulas for viscosity: Hall viscosity, ward identities, and the relation with conductivity,” *Phys. Rev. B* **86**, 245309 (2012).
- [45] Gerald D Mahan, *9. Many-Particle Systems* (Princeton University Press, 2008).
- [46] A. A. Abrikosov, L. P. Gorkov, and I. E. Dzyaloshinski, *Methods of Quantum Field Theory in Statistical Physics* (Dover, New York, 1975).
- [47] Paul C. Martin and Julian Schwinger, “Theory of many-particle systems. i,” *Phys. Rev.* **115**, 1342–1373 (1959).
- [48] Julia M. Link, Daniel E. Sheehy, Boris N. Narozhny, and

- Jörg Schmalian, “Elastic response of the electron fluid in intrinsic graphene: The collisionless regime,” *Phys. Rev. B* **98**, 195103 (2018).
- [49] M. B. Pogrebinskii, “Mutual drag of carriers in a semiconductor-insulator-semiconductor system,” *Soviet Physics-Semiconductors* **11**, 372–376 (1977).
- [50] Peter J. Price, “Hot electron effects in heterolayers,” *Physica B+C* **117-118**, 750–752 (1983).
- [51] B. N. Narozhny and A. Levchenko, “Coulomb drag,” *Rev. Mod. Phys.* **88**, 025003 (2016).
- [52] VI Perel and GM Eliashberg, “Absorption of electromagnetic waves in plasma,” *Sov. Phys. JETP* **14**, 633–637 (1962).
- [53] Alex Kamenev and Yuval Oreg, “Coulomb drag in normal metals and superconductors: Diagrammatic approach,” *Phys. Rev. B* **52**, 7516–7527 (1995).