

Transition from metal to higher-order topological insulator driven by random flux

Chang-An Li,^{1,*} Song-Bo Zhang,^{1,†} Jan Carl Budich,^{2,3} and Björn Trauzettel^{1,3}

¹*Institute for Theoretical Physics and Astrophysics,
University of Würzburg, 97074 Würzburg, Germany*

²*Institute of Theoretical Physics, Technische Universität Dresden, 01062 Dresden, Germany*

³*Würzburg-Dresden Cluster of Excellence ct.qmat, Germany*

(Dated: August 31, 2022)

Random flux is commonly believed to be incapable of driving full metal-insulator transitions in non-interacting systems. Here we show that random flux can after all induce a full metal-band insulator transition in the two-dimensional Su-Schrieffer-Heeger model. Remarkably, we find that the resulting insulator can be an extrinsic higher-order topological insulator with zero-energy corner modes in proper regimes, rather than a conventional Anderson insulator. Employing both level statistics and finite-size scaling analysis, we characterize the metal-band insulator transition and numerically extract its critical exponent as $\nu = 2.48 \pm 0.08$. To reveal the physical mechanism underlying the transition, we present an effective band structure picture based on the random flux averaged Green's function.

Introduction.—Disorder, being present in most physical systems, constitutes a broad field of physics research. As one of its most salient effects, random potential disorder can induce metal-Anderson insulator transitions in various systems [1–5], prominently topological phase transitions [6–9], as recently observed in cold-atom and photonic systems [10, 11]. Random flux is another generic type of disorder that has been widely investigated in two-dimensional (2D) electron systems [12–24]. Yet, it is believed that random flux is unable to drive a system with chiral symmetry from metal to Anderson insulator if the Fermi energy locates precisely at zero: instead it localizes all states except the ones at the band centre [12, 13]. Moreover, the interplay between random flux and topology has barely been explored.

In this work, we discover a random-flux driven metal-band insulator transition. To this end, we add random flux to the 2D Su-Schrieffer-Heeger (SSH) lattice model [Fig. 1(a)] which has attracted broad interest recently [25–27]. In the absence of random flux, this model has been realized in different physical platforms [28–35], and sparked the rapidly developing field of higher-order topological phases [29–55]. Importantly, the existence of a metallic phase in the clean 2D SSH model and its rich topological properties due to non-trivial inner degrees of freedom provide a promising playground for revisiting the issue of random-flux driven transitions in the context of topological band structures.

Remarkably, we find that the spectrum of the system acquires a finite bulk gap in a broad parameter range when exceeding a critical strength of random flux [Figs. 1(c) and 1(d)], thus transforming from a metallic phase to a band insulator. This metal-band insulator transition is confirmed and carefully analyzed by employing energy level statistics and finite-size scaling theory. The corresponding critical exponent is estimated to be $\nu = 2.48 \pm 0.08$. Interestingly, we find that the band insulator induced by random flux can be an ex-

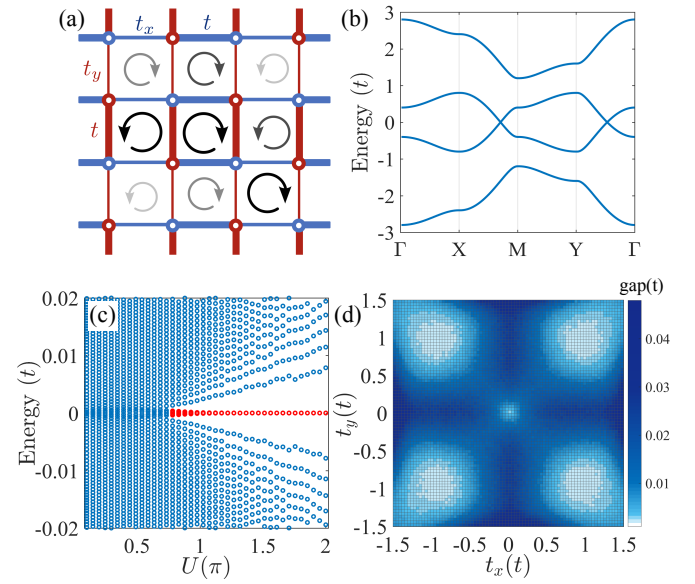


Figure 1. (a) Schematic of the 2D SSH model with random flux. Blue(red) thick and thin bonds mark dimerized hopping amplitudes in $x(y)$ -direction. The round arrow (with different sizes and opacity) in each plaquette indicates the random flux. (b) Energy spectrum of the model without random flux for $(t_x, t_y) = (0.2t, 0.6t)$. (c) Disorder-averaged spectrum as a function of U for $(t_x, t_y) = (0.2t, 0.6t)$. For large U , the system acquires a bulk gap that protects four zero-energy modes (red). (d) Density plot of the directly disorder-averaged gap as a function of t_x and t_y at $U = 2\pi$. The dimension of the system is $L \equiv L_x = L_y = 30$ with open (periodic) boundaries in (c) [(d)]. Here, 200 random-flux configurations are considered.

trinsic higher-order topological insulator (HOTI) by calculating the topological index q_{xy} and identifying the corresponding boundary signatures. Furthermore, with an effective band structure picture based on the flux-averaged Green's function, we show that the metal-band insulator transition can be attributed to the emergence of

strongly momentum-dependent flux-induced terms that have a non-trivial matrix structure in the effective Hamiltonian. By contrast, such an interplay of random flux and internal degrees of freedom in the unit cell is absent in the conventional random-flux model.

2D SSH lattice with random flux.—As visualized in Fig. 1(a), the 2D SSH lattice model features dimerized hopping amplitudes along both x - and y -directions [25]. In the absence of disorder, it can be described by the Hamiltonian

$$H_0(\mathbf{k}) = (t_x + t \cos k_x) \tau_1 \sigma_0 - t \sin k_x \tau_2 \sigma_3 \\ + (t_y + t \cos k_y) \tau_1 \sigma_1 - t \sin k_y \tau_1 \sigma_2, \quad (1)$$

where τ and σ are Pauli matrices for different degrees of freedom within a unit cell; $\mathbf{k} = (k_x, k_y)$ is the 2D wave-vector; t and $t_x(t_y)$ denote the two staggered hopping strengths in $x(y)$ -direction. For simplicity, we put the lattice constant to unity and assume $t > 0$. Note that k_x and k_y are decoupled in Eq. (1). The total Hamiltonian can be recast as the sum of two SSH models along x - and y -directions, respectively, i.e., $H_0(\mathbf{k}) = H_x(k_x) + H_y(k_y)$. The matrices $\tau_1 \sigma_0$ and $\tau_2 \sigma_3$ contained in $H_x(k_x)$ anticommute with each other. The same holds for the matrices $\tau_1 \sigma_1$ and $\tau_1 \sigma_2$ contained in $H_y(k_y)$. However, the two blocks commute with each other, i.e., $[H_x(k_x), H_y(k_y)] = 0$. As a consequence, the four energy bands of Eq. (1) are given by $E_\eta^\pm = \pm[\epsilon_x(k_x) + (-1)^\eta \epsilon_y(k_y)]$ with $\epsilon_\alpha(k_\alpha) = \sqrt{t_\alpha^2 + 2t_\alpha t \cos k_\alpha + t^2}$, $\alpha \in \{x, y\}$ and $\eta \in \{1, 2\}$. When $||t_x| - |t_y|| < 2t$, the system is in a metallic phase at low energies [Fig. 1(b)]. The model has C_{2v} group symmetry in general ($t_x \neq t_y$). Moreover, it respects chiral symmetry $\gamma_5 H_0(\mathbf{k}) \gamma_5^{-1} = -H_0(\mathbf{k})$ with the chiral operator $\gamma_5 = \tau_3 \sigma_0$. In the clean case, the constituting 1D blocks along x - and y -directions are topologically nontrivial when $|t_x| < t$ and $|t_y| < t$, respectively. This property can be identified by symmetry indicators based on the symmetry representations at high-symmetry points in Brillouin zone that are described in Refs. [56–59]. We note that there may be corner-localized bound states in the bulk continuum, while their stability needs to be protected by C_{4v} symmetry [60, 61] which corresponds to $t_x = t_y$ in Eq. (1).

We now add random flux to the model such that each plaquette encloses a flux that has random values drawn from a uniformly distributed interval $[-U/2, U/2]$, as illustrated in Fig. 1(a). Here, U is the strength of random flux within the range of $[0, 2\pi]$, in units of the magnetic flux quantum $\Phi_0 = hc/e$ [62]. The random flux generates random Peierls phases in the hopping matrix elements. Thus, time reversal symmetry is broken. However, chiral symmetry is still preserved and plays a crucial role in the metal-insulator transition as we elaborate below. Note that when each plaquette encloses a π flux uniformly, the system is deformed to the Benalcazar-Bernevig-Hughes (BBH) model [26, 27]

Metal-band insulator transition driven by random flux.—Next, we demonstrate the existence of random-flux driven metal-band insulator transitions in the 2D SSH model by employing level statistics [63, 64]. In the presence of chiral symmetry, the model falls into the chiral unitary universality class, i.e., AIII in AZ classification [65]. The insulating and metallic phases can be distinguished by inverse participation ratio (IPR) [66–68] and level spacing ratio (LSR) [53, 69]. The IPR is defined by the eigenstates $\phi_n(\mathbf{R}, \zeta)$ of the system as

$$I_n = \sum_{\mathbf{R}} \sum_{\zeta=1}^4 |\phi_n(\mathbf{R}, \zeta)|^4, \quad (2)$$

where the sums run over all unit cells labeled by \mathbf{R} and the inner degrees of freedom ζ within a unit cell. The subscript n stands for the n -th state with the corresponding eigenenergy E_n listed in ascending order. The LSR is defined in terms of the spectrum as [69]

$$r_n = \frac{\min(s_n, s_{n-1})}{\max(s_n, s_{n-1})}, \quad (3)$$

where $s_n \equiv E_{n+1} - E_n$ is the difference between two adjacent energy levels. Both the averaged IPR $\langle I \rangle$ and LSR $\langle r \rangle$ take different values in the metallic and insulating limits, thus providing important tools to characterize metal-insulator transitions.

We show below that the level statistics smoothly cross over between the two limits as the random flux drives the system from a metallic to an insulating phase. Due to the presence of chiral symmetry, the eigenenergies of the system come in pairs $(\pm E_n)$. For illustration, we take $t_x = 0.2t$ and $t_y = 0.6t$ and consider an energy window containing N_E energy levels around $E = 0$. Figure 2(a) displays $\langle I \rangle$ as a function of U . Clearly, $\langle I \rangle$ increases monotonically from nearly zero in the small U limit to finite values for large U . This indicates that the system transits from a metallic (with vanishing $\langle I \rangle$) to an insulating phase (with finite $\langle I \rangle$). Concomitant with the transformation of $\langle I \rangle$, we also observe that $\langle r \rangle$ decreases smoothly from a universal value 0.6 at small U ($\simeq 0$) to another universal value 0.386 at large U ($\simeq 2\pi$), as shown in Fig. 2(b). For sufficiently large L , the numerical values approach the universal constants in both limits of U . These results agree with those obtained for the uncorrelated Poisson ensemble in the insulating phase ($\langle r \rangle_{\text{ins}} \approx 0.386$) [69] and the unitary ensemble in the metallic phase ($\langle r \rangle_{\text{met}} \approx 0.6$) [70], respectively.

To better illustrate the transition, we analyze the probability distribution $P(r)$ of LSR [71]. As shown in Fig. 2(c), $P(r)$ also exhibits universal but different forms in the small and large U regimes, respectively [72]. For small U , we find that $P(r)$ can be well described by the distribution function of the Gaussian unitary ensemble (GUE) $P_{\text{GUE}}(r) = \frac{81\sqrt{3}}{2\pi} \frac{(r+r^2)^2}{(1+r+r^2)^4}$ [70]. This finding supports that the system is in a metallic phase. For large U ,

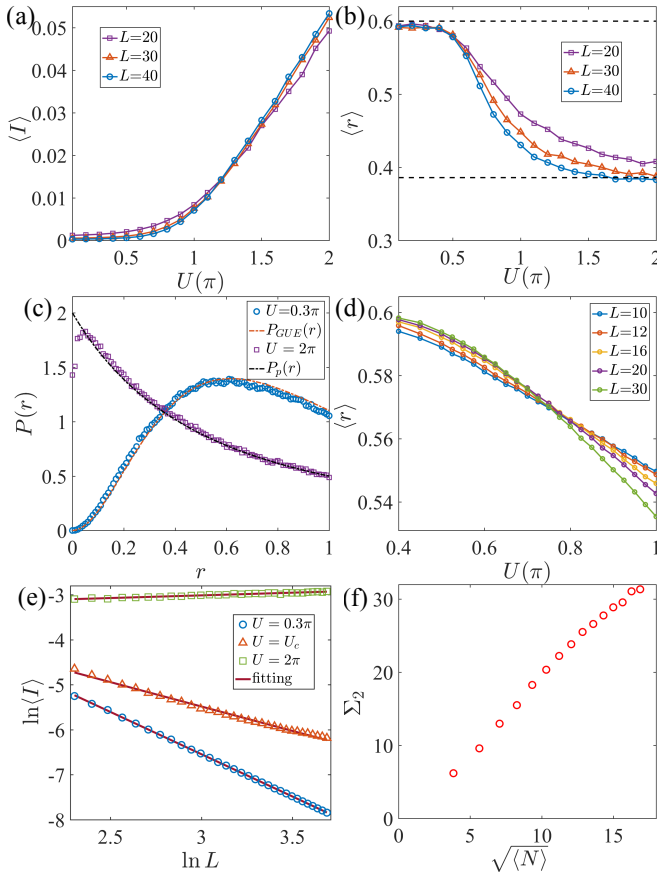


Figure 2. (a) Averaged IPR $\langle I \rangle$ as a function of U for $L = 20, 30$, and 40 , respectively. (b) Averaged LSR $\langle r \rangle$ as a function of U for $L = 20, 30$, and 40 , respectively. (c) Distribution of LSR $P(r)$ in different limits. (d) Averaged LSR $\langle r \rangle$ near the critical point as a function of U for various L . (e) Scaling behavior of IPR in the metallic (blue) and insulating (green) phases, and at the critical point $U_c \approx 0.75\pi$ (red). (f) Number variance Σ_2 as a function of $\sqrt{\langle N \rangle}$ at the critical point. We consider $N_E = 16$ and 4000 random-flux configurations in (a,b,c,e). The parameters $t_x = 0.2t$, $t_y = 0.6t$ and periodic boundary conditions are chosen for all plots.

$P(r)$ instead resembles the uncorrelated Poisson distribution $P_P(r) = \frac{2}{(1+r)^2}$, which again hallmarks an insulating phase [69]. These results provide direct evidence that the system undergoes a metal-insulator transition by increasing U . This metal-insulator transition is generic for parameters fulfilling $||t_x| - |t_y|| < 2t$, $t_x \neq t$, and $t_x \neq t$ [73]. It is, however, absent for $t_x = t_y = t$ which corresponds to the conventional random-flux model [59]. We note that the band gap opening by random flux [see Fig. 1(c)] may modify the statistical behavior of low energy states close to the band center.

Critical exponent.—Critical exponents are keys for characterizing continuous phase transitions. To identify the critical exponent ν and critical random-flux strength U_c , we perform a finite-size scaling analysis of the averaged LSR $\langle r \rangle$ [74–76]. According to the single-parameter

scaling theory, $\langle r \rangle$ shows a size-independent value at $U = U_c$. Concentrating around the zero energy, we fix the energy window to capture 10% of the eigenvalues and choose the number of random-flux configurations in such a way that the total eigenvalue number reaches 5×10^7 . As shown in Fig. 2(d), $\langle r \rangle$ increases as the system size L grows before the transition whereas it decreases as L grows after the transition. The scaling argument near U_c states that $\langle r \rangle$ can be described by a universal function of the form $F(f_1(u)L^{1/\nu}, f_2(u)L^{-y})$ characterized by ν , where $u \equiv (U - U_c)/U_c$, and y is an auxiliary exponent; $f_1(u)L^{1/\nu}$ and $f_2(u)L^{-y}$ stand for relevant and irrelevant length-scale corrections, respectively [76, 77]. Close to U_c , we expand $f_\eta(u) = \sum_{j=0}^{m_\eta} a_j^\eta u^j$ with $\eta \in \{1, 2\}$. Thus, ν and U_c can be identified by fitting the Taylor expansion of the function F near the critical point [76, 77]. Thereby, we identify the critical exponent of the random-flux driven metal-band insulator transition as $\nu = 2.48 \pm 0.08$. This critical exponent is close to that of integer quantum Hall transitions with $\nu \approx 2.59$ [78]. In contrast to ν [79], the critical strength U_c depends explicitly on the parameters t_x and t_y . For the parameters considered in Fig. 2(d), we find $U_c \approx 0.75\pi$, in accordance with the gap opening [Fig. 1(c)].

Fractal dimension and spectral rigidity.—At the critical point, the wavefunctions of the system show multifractality due to strong fluctuations [80, 81]. The multifractality gives rise to one of the fractal dimensions d_2 defined through the scaling behavior $\langle I \rangle \propto L^{-d_2}$. Figure 2(e) displays $\ln \langle I \rangle$ as a function of $\ln L$ at small, large, and critical values of U , respectively. At the critical point $U = U_c$ (triangles), we can extract $d_2 = 1.085 \pm 0.034$. At $U = 0.3\pi$ (circles) and $U = 2\pi$ (squares), we obtain $d_2 = 1.880 \pm 0.006$ and 0.119 ± 0.008 , which are close to the values of an ideal metal (corresponding to $d_2 = 2$) and an insulator (corresponding to $d_2 = 0$), respectively.

The spectral rigidity is also related to the wavefunction multifractality. It is defined as the level number variance $\Sigma_2 \equiv \langle N^2 \rangle - \langle N \rangle^2$ in an energy window, where $\langle N \rangle$ is the disorder-averaged number of energy levels within this window. For conventional Anderson transitions, $\Sigma_2 \propto \langle N \rangle$ at the critical point when the energy window is sufficiently large. The ratio $\chi \equiv \Sigma_2 / \langle N \rangle$ defines the compressibility of the spectrum. It is conjectured that d_2 is related to χ by the relation $\chi = (2 - d_2)/4$ in 2D [82, 83]. However, our scaling law follows instead $\Sigma_2 \propto \sqrt{\langle N \rangle}$ [Fig. 2(f)], resembling the complex Ginibre ensemble [84]. This behavior may be due to the fact that the random flux gives a complex matrix ensemble. Thus, χ goes to zero in the large N limit, and the aforementioned conjecture fails in our system.

Effective band structure picture for the metal-band insulator transition.—To reveal the underlying mechanism, we average the Green’s function over many random-flux configurations, so as to effectively restore lattice translation-invariance and derive the self-energy $\Sigma(\mathbf{k})$

due to the random flux [59, 92]. We find that $\Sigma(\mathbf{k})$ not only modifies the coefficient functions of the matrices in the original Hamiltonian [*c.f.* Eq. (1)] but also introduces additional terms associated with new matrices $\tau_1\sigma_3$ and $\tau_2\sigma_0$ (that also appear in the BBH model). This feature can be understood in terms of higher-order scattering processes induced by random flux. It is intimately related to the interplay between the internal degrees of freedom of the model and the random flux that couples directly to momentum in the system. Consequently, $\Sigma(\mathbf{k})$ decisively depends on momentum. These observations indicate that the effective Hamiltonian $H_{\text{eff}}(\mathbf{k}) \equiv H_0(\mathbf{k}) + \Sigma(\mathbf{k})$ for the system with random flux can be regarded as a mixture of the 2D SSH and BBH models. Remarkably, a band gap for strong U can be directly revealed by the effective band structure of $H_{\text{eff}}(\mathbf{k})$ [59]. The critical value U_c of random flux strength obtained here is consistent with the numerical result in Fig. 1(c). In this sense, the random flux generates a band insulator by opening an effective gap in the bulk after the transition.

Extrinsic HOTI induced by random flux.—Now, we show that in the parameter regime $|t_x| < t$ and $|t_y| < t$, the band insulator induced by random flux can be an extrinsic HOTI [40, 41]. For concreteness, we consider $U = 2\pi$. In this case, the system is an insulator with a finite energy gap, unless $|t_x| = |t_y| = t$, *c.f.* Fig. 1(d) [85]. Note that the disorder-averaged flux on each plaquette is zero. The defined electric quadrupole moment q_{xy} can provide a topological index to characterize the extrinsic HOTI [26, 27, 86–88]. In the phase diagram shown in Fig. 3(a), which is similar to that of BBH model, we observe a nontrivial region (blue) with a half quantized $q_{xy} = 1/2$. In the outer region (white), the system is a trivial insulator with $q_{xy} = 0$. This implies that the random-flux driven higher-order topological phases can be continuously connected to that of the BBH model. The quantization of q_{xy} is protected by chiral symmetry [51]. Accordingly, a nontrivial q_{xy} indicates the emergence of zero-energy modes at the corners of the system. This is confirmed numerically in Figs. 1(c) and 3(c) where four zero-energy modes clearly emerge in the nontrivial phase whereas they disappear in the trivial phase. Furthermore, we calculate the local charge density at half-filling [Fig. 3(b)]. Summing the charge density over each quadrant including a single corner, we find that the total charge takes fractional values $\pm 1/2$ as long as L is large enough. These fractional corner charges provide another hallmark of the HOTI.

For a fixed strong U , the system transits between an extrinsic HOTI and a trivial insulator by changing t_x or t_y . Due to its extrinsic nature, the topological phase transitions take place at the boundaries instead of the bulk of the system. To elucidate this phase transition, we calculate the effective Hamiltonian H_{edge} for edges in the presence of random flux via a recursive Green's function method [89, 90]. We see the edge spectrum

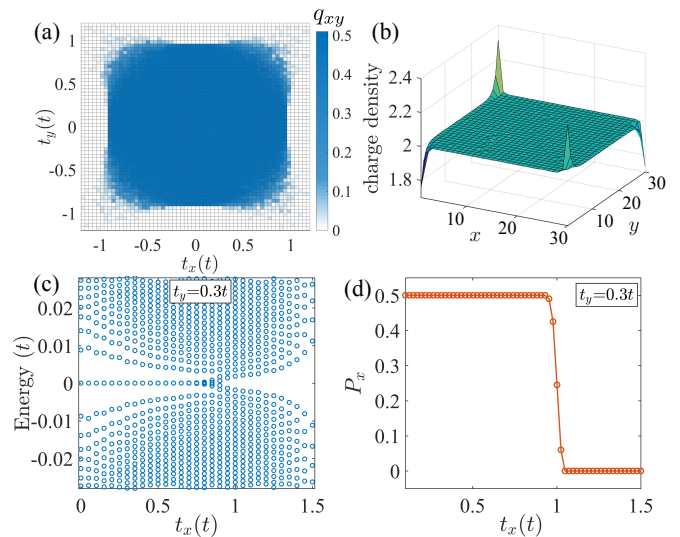


Figure 3. (a) Phase diagram of q_{xy} against t_x and t_y . The dimension of the system is $L = 30$ with 30 random-flux configurations. (b) Electron charge density in the extrinsic HOTI phase at half-filling. (c) Disorder-averaged energy spectrum as a function of t_x for $t_y = 0.3t$ under open boundary conditions. (d) Disorder-averaged edge polarization P_x as a function of t_x for $t_y = 0.3t$. $U = 2\pi$ for all plots.

close and reopen around phase boundary. Alternatively, the transition can also be shown from the edge polarization of H_{edge} [27, 91]. For illustration, we consider the edge along x -direction and present the disorder-averaged polarization P_x as a function of t_x in Fig. 3(d). Near $t_x = t$, P_x changes suddenly from $1/2$ to 0, indicating a topological phase transition. The results for edges along y -direction can be obtained similarly. We note that the system is nontrivial only if both edge Hamiltonians along x - and y -directions are nontrivial.

Discussion and conclusions.— Note that the metal-band insulator transition driven by random flux is found to also occur in the topologically trivial regime [59], which indicates its generality. Clearly, the random flux with zero mean is different from the case with a uniform flux, where the Hofstadter butterfly emerges [93–95]. In the limit of $t_x = t_y = t$, our system reduces to the conventional random-flux model. In this limit, we recover the well established result that the bulk states at the band center stay delocalized and no metal-insulator transition occurs [59]. We emphasize that the random-flux driven metal-band insulator transition is distinctively different from related work in interacting systems [23, 24] where the competition between (random) flux and electron-electron interaction is responsible for an interaction driven phase transition.

The 2D SSH model can be realized in different platforms such as metamaterials [30–34], microwave and electric circuits [29, 35, 98, 99]. In particular, the manipulation of effective magnetic fluxes has become experi-

mentally accessible in sonic crystals and circuit simulators [96, 97]. Therefore, these materials may provide us with promising platforms to test our predictions by taking advantage of their high controllability.

In conclusion, based on the 2D SSH model we have revealed the first example of a metal-band insulator transition that is solely driven by random flux. We have analyzed this metal-band insulator transition by level statistics and finite-size scaling theory, and found the critical exponent as $\nu = 2.48 \pm 0.08$. It is shown that the emergent insulator can be an extrinsic HOTI by presenting its phase diagram and characteristic boundary signatures. We have further proposed an effective band structure picture to understand the metal-band insulator transition driven by random flux.

This work was supported by the DFG (SPP1666, SFB1170 “ToCoTronics”, and SFB1143), the Würzburg-Dresden Cluster of Excellence ct.qmat, EXC2147, Project-id 390858490, and the Elitenetzwerk Bayern Graduate School on “Topological Insulators”. C.A. L. thanks Bo Fu and Jian Li for helpful discussions.

* changan.li@uni-wuerzburg.de

† songbo.zhang@physik.uzh.ch

- [1] P. W. Anderson, “Absence of diffusion in certain random lattices”, *Phys. Rev.* **109**, 1492 (1958).
- [2] F. Evers and A. D. Mirlin, “Anderson transitions”, *Rev. Mod. Phys.* **80**, 1355 (2008).
- [3] L. Sanchez-Palencia and M. Lewenstein, “Disordered quantum gases under control”, *Nature Physics* **6**, 87 (2010).
- [4] T. Schwartz, G. Bartal, S. Fishman, and M. Segev, “Transport and Anderson localization in disordered two-dimensional photonic lattices”, *Nature* **446**, 52 (2007).
- [5] J. Chabé, G. Lemarié, B. Grémaud, D. Delande, P. Szriftgiser, and J. C. Garreau, “Experimental observation of the Anderson metal-insulator transition with atomic matter waves”, *Phys. Rev. Lett.* **101**, 255702 (2008).
- [6] J. Li, R.-L. Chu, J. K. Jain, and S.-Q. Shen, “Topological Anderson insulator”, *Phys. Rev. Lett.* **102**, 136806 (2009).
- [7] C. W. Groth, M. Wimmer, A. R. Akhmerov, J. Tworzydło, and C. W. J. Beenakker, “Theory of the topological Anderson insulator”, *Phys. Rev. Lett.* **103**, 196805 (2009).
- [8] H. Jiang, L. Wang, Q.-F. Sun, and X. C. Xie, “Numerical study of the topological Anderson insulator in HgTe/CdTe quantum wells”, *Phys. Rev. B* **80**, 165316 (2009).
- [9] H.-M. Guo, G. Rosenberg, G. Refael, and M. Franz, “Topological Anderson insulator in three dimensions”, *Phys. Rev. Lett.* **105**, 216601 (2010).
- [10] E. J. Meier, F. A. An, A. Dauphin, M. Maffei, P. Massignan, T. L. Hughes, and B. Gadway, “Observation of the topological Anderson insulator in disordered atomic wires”, *Science* **362**, 929 (2018).
- [11] S. Stützer, Y. Plotnik, Y. Lumer, P. Titum, N. H. Lindner, M. Segev, M. C. Rechtsman, and A. Szameit, “Photonic topological Anderson insulators”, *Nature* **560**, 461 (2018).
- [12] V. Z. Cerovski, “Critical exponent of the random flux model on an infinite two-dimensional square lattice and anomalous critical states”, *Phys. Rev. B* **64**, 161101(R) (2001).
- [13] A. Furusaki, “Anderson localization due to a random magnetic field in two dimensions”, *Phys. Rev. Lett.* **82**, 604 (1999).
- [14] A. G. Aronov, A. D. Mirlin, and P. Wölfe, “Localization of charged quantum particles in a static random magnetic field”, *Phys. Rev. B* **49**, 16609 (1994).
- [15] D. Taras-Semchuk and K. B. Efetov, “Antilocalization in a 2d electron gas in a random magnetic field”, *Phys. Rev. Lett.* **85**, 1060 (2000).
- [16] D. N. Sheng and Z. Y. Weng, “Delocalization of electrons in a random magnetic field”, *Phys. Rev. Lett.* **75**, 2388 (1995).
- [17] D. Z. Liu, X. C. Xie, S. Das Sarma, and S. C. Zhang, “Electron localization in a two-dimensional system with random magnetic flux”, *Phys. Rev. B* **52**, 5858 (1995).
- [18] S.-C. Zhang and D. P. Arovas, “Effective field theory of electron motion in the presence of random magnetic flux”, *Phys. Rev. Lett.* **72**, 1886 (1994).
- [19] R. Gade, “Anderson localization for sublattice models”, *Nuclear Physics B* **398**, 499 (1993).
- [20] T. Sugiyama and N. Nagaosa, “Localization in a random magnetic field in 2d”, *Phys. Rev. Lett.* **70**, 1980 (1993).
- [21] Y. Avishai, Y. Hatsugai, and M. Kohmoto, “Localization problem of a two-dimensional lattice in a random magnetic field”, *Phys. Rev. B* **47**, 9561 (1993).
- [22] P. A. Lee and D. S. Fisher, “Anderson localization in two dimensions”, *Phys. Rev. Lett.* **47**, 882 (1981).
- [23] J. An, C. D. Gong and H. Q. Lin, “Theory of the magnetic-field-induced metal-insulator transition”, *Phys. Rev. B* **63**, 174434 (2001).
- [24] M. S. Foster and A. W. W. Ludwig, “Metal-insulator transition from combined disorder and interaction effects in Hubbard-like electronic lattice models with random hopping”, *Phys. Rev. B* **77**, 165108 (2008).
- [25] F. Liu and K. Wakabayashi, “Novel topological phase with a zero Berry curvature”, *Phys. Rev. Lett.* **118**, 076803 (2017).
- [26] W. A. Benalcazar, B. A. Bernevig, and T. L. Hughes, “Quantized electric multipole insulators”, *Science* **357**, 61 (2017).
- [27] W. A. Benalcazar, B. A. Bernevig, and T. L. Hughes, “Electric multipole moments, topological multipole moment pumping, and chiral hinge states in crystalline insulators”, *Phys. Rev. B* **96**, 245115 (2017).
- [28] F. Schindler, Z. Wang, M. G. Vergniory, A. M. Cook, A. Murani, S. Sengupta, *et al.*, “Higher-order topology in bismuth”, *Nat. Phys.* **14**, 918 (2018).
- [29] S. Imhof, C. Berger, F. Bayer, J. Brehm, L. W. Molenkamp, T. Kiessling, *et al.*, “Topoelectrical-circuit realization of topological corner modes”, *Nat. Phys.* **14**, 925 (2018).
- [30] M. Serra-Garcia, V. Peri, R. Süsstrunk, O. R. Bilal, T. Larsen, L. G. Villanueva, and S. D. Huber, “Observation of a phononic quadrupole topological insulator”, *Nature* **555**, 342 (2018).
- [31] B.-Y. Xie, G.-X. Su, H.-F. Wang, H. Su, X.-P. Shen, P. Zhan, M.-H. Lu, Z.-L. Wang, and Y.-F. Chen, “Visu-

- alization of higher-order topological insulating phases in two-dimensional dielectric photonic crystals”, *Phys. Rev. Lett.* **122**, 233903 (2019).
- [32] Y. Qi, C. Qiu, M. Xiao, H. He, M. Ke, and Z. Liu, “Acoustic realization of quadrupole topological insulators”, *Phys. Rev. Lett.* **124**, 206601 (2020).
- [33] X. Ni, M. Weiner, A. Alù, and A. B. Khanikaev, “Observation of higher-order topological acoustic states protected by generalized chiral symmetry”, *Nat. Mater.* **18**, 113 (2019).
- [34] X.-D. Chen, W.-M. Deng, F.-L. Shi, F.-L. Zhao, M. Chen, and J.-W. Dong, “Direct observation of corner states in second-order topological photonic crystal slabs”, *Phys. Rev. Lett.* **122**, 233902 (2019).
- [35] C. W. Peterson, W. A. Benalcazar, T. L. Hughes, and G. Bahl, “A quantized microwave quadrupole insulator with topologically protected corner states”, *Nature* **555**, 346 (2018).
- [36] J. Langbehn, Y. Peng, L. Trifunovic, F. von Oppen, and P. W. Brouwer, “Reflection-symmetric second-order topological insulators and superconductors”, *Phys. Rev. Lett.* **119**, 246401 (2017).
- [37] Z. Song, Z. Fang, and C. Fang, “ $(d-2)$ -dimensional edge states of rotation symmetry protected topological states”, *Phys. Rev. Lett.* **119**, 246402 (2017).
- [38] F. Schindler, A. M. Cook, M. G. Vergniory, Z. Wang, S. S. P. Parkin, B. A. Bernevig, and T. Neupert, “Higher-order topological insulators”, *Science Advances* **4** (2018).
- [39] M. Ezawa, “Higher-order topological insulators and semimetals on the breathing kagome and pyrochlore lattices”, *Phys. Rev. Lett.* **120**, 026801 (2018).
- [40] M. Geier, L. Trifunovic, M. Hoskam, and P. W. Brouwer, “Second-order topological insulators and superconductors with an order-two crystalline symmetry”, *Phys. Rev. B* **97**, 205135 (2018).
- [41] L. Trifunovic, and P. W. Brouwer, “Higher-Order Bulk-Boundary Correspondence for Topological Crystalline Phases”, *Phys. Rev. X* **9**, 011012 (2019).
- [42] F. Liu, H.-Y. Deng, and K. Wakabayashi, “Helical topological edge states in a quadrupole phase”, *Phys. Rev. Lett.* **122**, 086804 (2019).
- [43] X.-W. Luo and C. Zhang, “Higher-order topological corner states induced by gain and loss”, *Phys. Rev. Lett.* **123**, 073601 (2019).
- [44] S. A. A. Ghorashi, T. Li, and T. L. Hughes, “Higher-order Weyl semimetals”, *Phys. Rev. Lett.* **125**, 266804 (2020).
- [45] H.-X. Wang, Z.-K. Lin, B. Jiang, G.-Y. Guo, and J.-H. Jiang, “Higher-order Weyl semimetals”, *Phys. Rev. Lett.* **125**, 146401 (2020).
- [46] K. Kudo, T. Yoshida, and Y. Hatsugai, “Higher-order topological Mott insulators”, *Phys. Rev. Lett.* **123**, 196402 (2019).
- [47] Y. Volpez, D. Loss, and J. Klinovaja, “Second-order topological superconductivity in π -junction rashba layers”, *Phys. Rev. Lett.* **122**, 126402 (2019).
- [48] Z. Wang, B. J. Wieder, J. Li, B. Yan, and B. A. Bernevig, “Higher-order topology, monopole nodal lines, and the origin of large fermi arcs in transition metal dichalcogenides $x\text{Te}_2$ ($x = \text{Mo}, \text{W}$)”, *Phys. Rev. Lett.* **123**, 186401 (2019).
- [49] Z. Yan, F. Song, and Z. Wang, “Majorana corner modes in a high-temperature platform”, *Phys. Rev. Lett.* **121**, 096803 (2018).
- [50] R.-X. Zhang, F. Wu, and S. Das Sarma, “Möbius insulator and higher-order topology in $\text{MnBi}_{2n}\text{Te}_{3n+1}$ ”, *Phys. Rev. Lett.* **124**, 136407 (2020).
- [51] C.-A. Li, B. Fu, Z.-A. Hu, J. Li, and S.-Q. Shen, “Topological phase transitions in disordered electric quadrupole insulators”, *Phys. Rev. Lett.* **125**, 166801 (2020).
- [52] R. Chen, C.-Z. Chen, J.-H. Gao, B. Zhou, and D.-H. Xu, “Higher-order topological insulators in quasicrystals”, *Phys. Rev. Lett.* **124**, 036803 (2020).
- [53] Y.-B. Yang, K. Li, L.-M. Duan, and Y. Xu, “Higher-order topological Anderson insulators”, *Phys. Rev. B* **103**, 085408 (2021).
- [54] S.-B. Zhang, W. B. Rui, A. Calzona, S.-J. Choi, A. P. Schnyder, and B. Trauzettel, “Topological and holographic quantum computation based on second-order topological superconductors”, *Phys. Rev. Research* **2**, 043025 (2020).
- [55] T. Li, M. Geier, J. Ingham, and H. D. Scammell, “Higher-order topological superconductivity from repulsive interactions in kagome and honeycomb systems”, *arXiv*: 2108.10897 (2021).
- [56] W. A. Benalcazar, T. Li, and T. L. Hughes, “Quantization of fractional corner charge in C_n -symmetric higher-order topological crystalline insulators”, *Phys. Rev. B* **99**, 245151 (2019).
- [57] J. Krutoff, J. de Boer, J. van Wezel, C. L. Kane, and R. Slager, “Topological Classification of Crystalline Insulators through Band Structure Combinatorics”, *Phys. Rev. X* **7**, 041069 (2017).
- [58] H. C. Po, A. Vishwanath, and H. Watanabe, “Symmetry-based indicators of band topology in the 230 space groups”, *Nat. Commun.* **8**, 50 (2017).
- [59] See Supplemental Material, for more details on the properties of 2D SSH model and the effective band structure picture for the metal-band insulator transition, which includes Refs. [13, 56, 60], at URL.
- [60] W. A. Benalcazar and A. Cerjan, “Bound states in the continuum of higher-order topological insulators”, *Phys. Rev. B* **101**, 161116(R) (2020).
- [61] A. Cerjan, M. Jürgensen, W. A. Benalcazar, S. Mukherjee, and M. C. Rechtsman, “Observation of a higher-order topological bound state in the continuum”, *Phys. Rev. Lett.* **125**, 213901 (2020).
- [62] On an experimental note, the feasibility of manipulating gauge fluxes in these systems has recently been demonstrated [96].
- [63] E. P. Wigner, “On a class of analytic functions from the quantum theory of collisions”, *Annals of Mathematics* **53**, 36 (1951).
- [64] F. J. Dyson, “Statistical theory of the energy levels of complex systems. i”, *J. Math. Phys.* **3**, 140 (1962).
- [65] A. Altland, and M. Zirnbauer, “Nonstandard symmetry classes in mesoscopic normal-superconducting hybrid structures”, *Phys. Rev. B* **55**, 1142 (1997).
- [66] X. Li, X. Li, and S. Das Sarma, “Mobility edges in one-dimensional bichromatic incommensurate potentials”, *Phys. Rev. B* **96**, 085119 (2017).
- [67] S. Roy, T. Mishra, B. Tanatar, and S. Basu, “Reentrant localization transition in a quasiperiodic chain”, *Phys. Rev. Lett.* **126**, 106803 (2021).
- [68] A. Padhan, M. Giri, S. Modal, and T. Mishra, “Emergence of multiple localization transitions in a one-dimensional quasiperiodic lattice”, *Phys. Rev. B* **105**, L220201 (2022).

- [69] V. Oganessian and D. A. Huse, “Localization of interacting fermions at high temperature”, *Phys. Rev. B* **75**, 155111 (2007).
- [70] Y. Y. Atas, E. Bogomolny, O. Giraud, and G. Roux, “Distribution of the ratio of consecutive level spacings in random matrix ensembles”, *Phys. Rev. Lett.* **110**, 084101 (2013).
- [71] Note that in the thermodynamic limit, the discrete LSR r_n becomes a continuous variable $r \in [0, 1]$.
- [72] At the critical point, the distribution $P_c(r)$ is different from these two limits (see SM [59]).
- [73] Here, we consider the case with $|t_x| < t$ and $|t_y| < t$ for concreteness. We provide the calculations for other parameter regimes for instance with $|t_x| > t$ and $|t_y| > t$ and for the random-flux model limit with $t_x = t_y = t$ in the SM [59].
- [74] C. R. Laumann, A. Pal, and A. Scardicchio, “Many-body mobility edge in a mean-field quantum spin glass”, *Phys. Rev. Lett.* **113**, 200405 (2014).
- [75] D. J. Luitz, N. Laflorencie, and F. Alet, “Many-body localization edge in the random-field Heisenberg chain”, *Phys. Rev. B* **91**, 081103(R) (2015).
- [76] X. Luo, T. Ohtsuki, and R. Shindou, “Universality classes of the Anderson transitions driven by non-Hermitian disorder”, *Phys. Rev. Lett.* **126**, 090402 (2021).
- [77] K. Slevin and T. Ohtsuki, “Critical exponent for the Anderson transition in the three-dimensional orthogonal universality class”, *New Journal of Physics* **16**, 015012 (2014).
- [78] K. Slevin and T. Ohtsuki, “Critical exponent for the quantum Hall transition”, *Phys. Rev. B* **80**, 041304(R) (2009).
- [79] According to the general theory of critical phenomena, ν is universal and determined solely by the universality class and the dimension of the system..
- [80] F. Evers and A. D. Mirlin, “Fluctuations of the inverse participation ratio at the Anderson transition”, *Phys. Rev. Lett.* **84**, 3690 (2000).
- [81] A. D. Mirlin and F. Evers, “Multifractality and critical fluctuations at the Anderson transition”, *Phys. Rev. B* **62**, 7920 (2000).
- [82] J. T. Chalker, V. E. Kravtsov, and I. V. Lerner, “Spectral rigidity and eigenfunction correlations at the Anderson transition”, *J. Exp. Theor. Phys.* **64**, 386 (1996).
- [83] J. T. Chalker, I. V. Lerner, and R. A. Smith, “Random walks through the ensemble: Linking spectral statistics with wave-function correlations in disordered metals”, *Phys. Rev. Lett.* **77**, 554 (1996).
- [84] J. Ginibre, “Statistical ensembles of complex, quaternion, and real matrices”, *J. Math. Phys.* **6**, 440 (1965).
- [85] We provide the calculation and analysis for other values of U in the SM [59].
- [86] B. Kang, K. Shiozaki, and G. Y. Cho, “Many-body order parameters for multipoles in solids”, *Phys. Rev. B* **100**, 245134 (2019).
- [87] W. A. Wheeler, L. K. Wagner, and T. L. Hughes, “Many-body electric multipole operators in extended systems”, *Phys. Rev. B* **100**, 245135 (2019).
- [88] B. Roy, “Antiunitary symmetry protected higher-order topological phases”, *Phys. Rev. Research* **1**, 032048(R) (2019).
- [89] Y. Peng, Y. Bao, and F. von Oppen, “Boundary green functions of topological insulators and superconductors”, *Phys. Rev. B* **95**, 235143 (2017).
- [90] Based on the layered lattice structure, the Green’s function at the n -th layer can be expressed as $G_n = (E - H_n - V_{n-1,n} G_{n-1} V_{n-1,n}^\dagger)^{-1}$, where H_n is the Hamiltonian for the n -th layer and $V_{n-1,n}$ is the hopping between the $(n-1)$ -th layer and n -th layer. After the iteration process, the edge Hamiltonian can be obtained as $H_{\text{edge}} = -G_{\mathcal{N}}(E=0)^{-1}$, where \mathcal{N} labels the edge layer.
- [91] R. Resta, “Quantum-mechanical position operator in extended systems”, *Phys. Rev. Lett.* **80**, 1800 (1998).
- [92] Note that translational symmetry in the system can be restored by such an average. Periodic boundary conditions are imposed in the calculation.
- [93] Y. Otaki and T. Fukui, “Higher-order topological insulators in a magnetic field”, *Phys. Rev. B* **100**, 245108 (2019).
- [94] Z.-W. Zuo, W. A. Benalcazar, and C.-X. Liu, “Topological phases of the dimerized hofstadter butterfly”, *J. Phys. D: Appl. Phys.* **54**, 414004 (2021).
- [95] D. R. Hofstadter, “Energy levels and wave functions of bloch electrons in rational and irrational magnetic fields”, *Phys. Rev. B* **14**, 2239 (1976).
- [96] Z.-K. Lin, Y. Wu, B. Jiang, Y. Liu, S. Wu, and J.-H. Jiang, “Single-plaquette gauge flux as a probe of topological phases on lattices”, (2021), arXiv:2105.02070 [cond-mat.mtrl-sci].
- [97] S. Li, X. X. Yan, J. H. Gao, and Y. Hu, “Circuit QED simulator of two-dimensional Su-Schrieffer-Hegger model: magnetic field induced topological phase transition in high-order topological insulators”, (2021), arXiv:2109.12919 [cond-mat.mtrl-sci].
- [98] J. Dong, V. Juričić, and B. Roy, “Topoelectric circuits: Theory and construction”, *Phys. Rev. Research* **3**, 023056 (2021).
- [99] W. Zhang, D. Zou, Q. Pei, W. He, J. Bao, H.J. Sun, and X. Zhang, “Experimental Observation of Higher-Order Topological Anderson Insulators”, *Phys. Rev. Lett.* **126**, 146802 (2021).

Table I. Symmetry properties of the 2D SSH model. Here, K stands for the complex conjugation.

Symmetry	Operator	Operation
chiral	$\gamma_5 = \tau_3 \sigma_0$	$\gamma_5 H_0(\mathbf{k}) \gamma_5^{-1} = -H_0(\mathbf{k})$
time-reversal	$\mathcal{T} = \tau_0 \sigma_0 K$	$\mathcal{T} H_0(\mathbf{k}) \mathcal{T}^{-1} = H_0(-\mathbf{k})$
particle-hole	$\mathcal{P} = \tau_3 \sigma_0 K$	$\mathcal{P} H_0(\mathbf{k}) \mathcal{P}^{-1} = -H_0(-\mathbf{k})$
inversion	$\mathcal{I} = \tau_0 \sigma_1$	$\mathcal{I} H_0(\mathbf{k}) \mathcal{I}^{-1} = H_0(-\mathbf{k})$
mirror x	$M_x = \tau_1 \sigma_0$	$M_x H_0(k_x, k_y) M_x^{-1} = H_0(-k_x, k_y)$
mirror y	$M_y = \tau_1 \sigma_1$	$M_y H_0(k_x, k_y) M_y^{-1} = H_0(k_x, -k_y)$
PT	$S = \tau_0 \sigma_1 K$	$S H_0(\mathbf{k}) S^{-1} = H_0(\mathbf{k})$

Appendix S1: Properties of the 2D SSH model

In this section, we present the band structure and phase diagram of the 2D Su-Schrieffer-Heeger (SSH) model in the clean limit. The Hamiltonian in momentum space is given by

$$H_0(\mathbf{k}) = (t_x + t \cos k_x) \tau_1 \sigma_0 - t \sin k_x \tau_2 \sigma_3 + (t_y + t \cos k_y) \tau_1 \sigma_1 - t \sin k_y \tau_1 \sigma_2, \quad (\text{S1.1})$$

where τ and σ are Pauli matrices for different degrees of freedom within a unit cell; $\mathbf{k} = \{k_x, k_y\}$ is the 2D wavevector; t and t_x (t_y) denotes the two staggered hopping strengths along x (y) directions. We set the lattice constant to unity for simplicity. Note that k_x and k_y are decoupled in Eq. (S1.1). The total Hamiltonian can be recast as the sum of two SSH models along x and y directions, respectively, $H_0(\mathbf{k}) = H_x(k_x) + H_y(k_y)$. Accordingly, the four matrix terms in Eq. (S1.1) can be divided into two groups $G_1 = \{\tau_1 \sigma_0, \tau_2 \sigma_3\}$ and $G_2 = \{\tau_1 \sigma_1, \tau_1 \sigma_2\}$. The matrices are anticommute within each group but are commute between the groups. Thus, the four energy bands of Eq. (S1.1) can be found analytically as

$$E_\eta^\pm = \pm[\epsilon_x(k_x) + (-1)^\eta \epsilon_y(k_y)], \quad (\text{S1.2})$$

where $\epsilon_\alpha(k_\alpha) = \sqrt{t_\alpha^2 + 2t_\alpha t \cos k_\alpha + t^2}$, $\alpha \in \{x, y\}$ and $\eta \in \{1, 2\}$.

A. Gapless phase with nodal lines

Due to chiral symmetry, the two bands touch each other at $E = 0$, when

$$\sqrt{t_x^2 + 2t_x t \cos k_x + t^2} = \sqrt{t_y^2 + 2t_y t \cos k_y + t^2}, \quad (\text{S1.3})$$

which gives rise to nodal lines in the k_x - k_y plane. These nodal lines are due to the independency of $H_x(k_x)$ and $H_y(k_y)$. Thus, they are not protected by any specific symmetries. The condition for a gapless phase is

$$|t_x^2 - t_y^2| \leq 2|t_y t| + 2|t_x t|, \quad (\text{S1.4})$$

or more concisely,

$$||t_x| - |t_y|| \leq 2|t|. \quad (\text{S1.5})$$

B. Symmetries

The 2D SSH model possesses a number of symmetries, as listed in Table I.

In general, the 2D SSH model has C_{2v} group symmetry, which includes mirror symmetries M_x and M_y with respect to the x and y axes, respectively, and C_2 rotation symmetry. The symmetry representation at the high symmetry points of the Brillouin zone witness the topological properties ([56, 60]). The character table of the C_{2v} group is listed in Table II. There are only one-dimensional irreducible representations. At the high symmetry points, the wavefunctions form the basis of irreducible representations of the C_{2v} group, as shown in Table III. Since the Hamiltonian can be

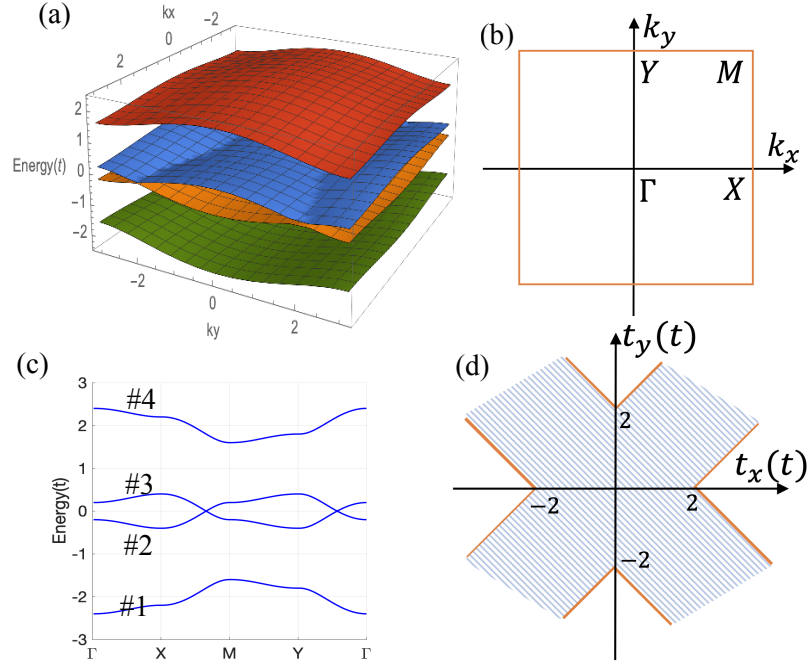


Figure S1. (a) Band structures with nodal lines for $t_x = 0.1t$ and $t_y = 0.3t$. (b) Brillouin zone with high symmetry points. (c) Band structure along the high symmetry lines for $t_x = 0.1t$ and $t_y = 0.3t$. (d) Gapless phase region (shadowed) in the (t_x, t_y) parameter space.

Table II. Character table of the C_{2v} group

	I	C_2	M_x	M_y
A_1	1	1	1	1
A_2	1	1	-1	-1
B_1	1	-1	1	-1
B_2	1	-1	-1	1

decoupled as $H_0(\mathbf{k}) = H_x(k_x) + H_y(k_y)$, we can compare the representations at the X (Y) point relative to the Γ point to determine whether the system is topological or not along the x (y) direction. For example, in the case 3 of Table III, all the bands at the X point have different representations relative to the Γ point. Namely, the representation changes between $A_{(1,2)} \leftrightarrow B_{(1,2)}$ when going from X to Γ points, implying a parity shift. Thus, the system is nontrivial along the x direction. On the other hand, all the bands at the Y point have the same representations compared to the Γ point. Therefore, the system is trivial along the y direction. Based on this method, we conclude that the system is nontrivial along x (y) direction when $|t_x| < 1$ ($|t_y| < 1$). Otherwise, it is trivial. This classification is consistent with the spectrum of a ribbon along x (y) direction, as shown in Fig. S2.

In the C_{2v} group, there is no 2D irreducible representation. Consequently, the zero-energy modes stemming from nontrivial topology (for $|t_{x,y}| < 1$) easily hybridize with degenerate bulk states. Thus, they are unstable. For the special case $t_x = t_y$, the system has C_{4v} group symmetry. Because of the 2D irreducible representation of the C_{4v} group together with chiral symmetry, the zero-energy modes are protected from the hybridization with the degenerate bulk states in this case [60].

Appendix S2: Metal-insulator transition in the trivial regime

In this section, we show that the metal-insulator transition by random flux also occurs in the topologically trivial regime (with $|t_{x(y)}| > t$) of the 2D SSH model. The results are displayed in Fig. S3. Clearly, the random flux opens a band gap beyond a critical random flux strength U , similar to the topological regime. However, there are no zero-energy corner modes in the insulating phase. Correspondingly in Fig. S3(b), the LSR is close to the value 0.6 for

Table III. Symmetry representations of the C_{2v} group at the high symmetry points in the Brillouin zone. Irreducible representations A_1, A_2, B_1 and B_2 are all one dimensional.

	bands	Γ	X	Y
case 1: $ t_x < 1, t_y < 1$	#1	A_2	B_1	B_2
	#2	B_1	A_2	A_1
	#3	B_2	A_1	A_2
	#4	A_1	B_2	B_1
case 2: $ t_x > 1, t_y > 1$	#1	A_2	A_2	A_2
	#2	B_1	B_1	B_1
	#3	B_2	B_2	B_2
	#4	A_1	A_1	A_1
case 3: $ t_x < 1, t_y > 1$	#1	A_2	B_1	A_2
	#2	B_1	A_2	B_1
	#3	B_2	A_1	B_2
	#4	A_1	B_2	A_1
case 4: $ t_x > 1, t_y < 1$	#1	A_2	A_2	B_2
	#2	B_2	B_2	A_2
	#3	B_1	B_1	A_1
	#4	A_1	A_1	B_1

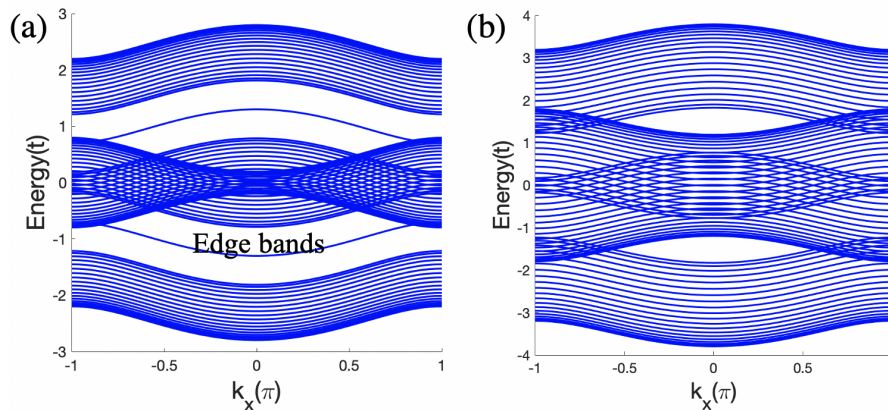


Figure S2. (a) Band structure in the k_x direction of the model with open boundaries along the y direction for $t_x = 0.3t$ and $t_y = 0.5t$. The system is nontrivial with edge bands (isolated lines) along the y direction. (b) Band structure in the k_x direction of the model with open boundaries along the y direction for $t_x = 0.3t$ and $t_y = 1.5t$. The system is trivial without edge bands along y direction.

small U and approaches 0.386 for large U . These results confirm the metal-insulator transition driven by the random flux in the topologically trivial regime.

Appendix S3: Effective Hamiltonian and band structure

In this section, we derive and analyze the effective Hamiltonian H_{eff} and energy spectrum of the system averaged over random flux configurations. For each random flux configuration, we can find the retarded Green's function $G^R(\mathbf{r}, \mathbf{r}'; \omega)$ in the original basis of tight-binding model as

$$G^R(\mathbf{r}, \mathbf{r}'; \omega) = \langle \mathbf{r} | (\omega + i\eta - H_{\text{rand}})^{-1} | \mathbf{r}' \rangle, \quad (\text{S3.1})$$

where ω is frequency, η is an infinitesimal positive number, and H_{rand} is the lattice Hamiltonian with the random flux. We assume periodic boundary conditions in both x and y directions. Averaging over many random-flux configurations,

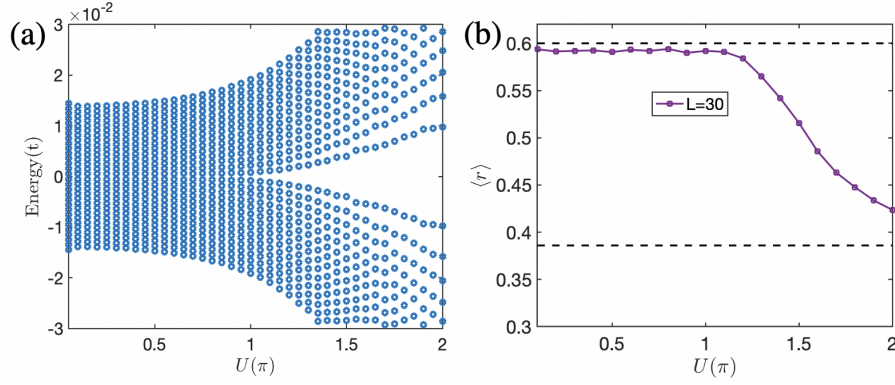


Figure S3. (a) Energy spectrum as a function of U for $t_x = 2t$ and $t_y = 1.6t$. There are no degenerate zero-energy states in the insulating phase. 40 energy levels around zero energy are shown. (b) LSR as a function of U near the band center for $t_x = 2t$ and $t_y = 1.6t$. We take $L = 40$ (30) and 200(4000) disorder configurations in (a)[(b)]. $\langle r \rangle$ at $U = 2\pi$ is still away from 0.386 because the critical point U_c is large and a finite size effect is significant for $L = 40$ (30).

translation invariance is effectively restored in both directions. Thus, the disorder-average Green's function

$$G_{\text{avg}}^R(\mathbf{r} - \mathbf{r}', \omega) = \langle G^R(\mathbf{r}, \mathbf{r}'; \omega) \rangle_{\text{dis}}, \quad (\text{S3.2})$$

depends only on $\mathbf{r} - \mathbf{r}'$. We perform Fourier transformation of the disorder-averaged Green's function

$$G^R(\mathbf{k}, \omega) = \int d(\mathbf{r} - \mathbf{r}') G_{\text{avg}}^R(\mathbf{r} - \mathbf{r}', \omega) e^{i\mathbf{k} \cdot (\mathbf{r} - \mathbf{r}')}. \quad (\text{S3.3})$$

Without loss of generality, we replace $\mathbf{r} - \mathbf{r}'$ by \mathbf{r} and consider the discretization of \mathbf{r} in the lattice model. Then, Eq. (S3.3) can be recast as

$$G^R(\mathbf{k}, \omega) = \sum_{\mathbf{r}} G_{\text{avg}}^R(\mathbf{r}, \omega) e^{i\mathbf{k} \cdot \mathbf{r}}. \quad (\text{S3.4})$$

This procedure allows us to derive the effective Hamiltonian as

$$H_{\text{eff}}(\mathbf{k}) = -[G^R(\mathbf{k}, \omega = 0)]^{-1}. \quad (\text{S3.5})$$

The corresponding energy band structures for different representative random-flux strengths are presented in Fig. S4. First, to verify the validity of the disorder-averaged Green's function method, we show that the results obtained for $U = 0$ perfectly agree with the original energy spectrum [see Fig. S4(a)]. The two middle bands cross each other along nodal lines at zero energy. Before the metal-insulator transition, the energy spectrum remains gapless [see Fig. S4(b), the two middle bands cross each other at eight points in the Brillouin zone]. This corresponds to small random flux strengths $U < U_c$. Note that the critical strength is $U_c \approx 0.75\pi$ for the parameters we choose in the calculation. At the critical point, each two gapless points meet at the same position in the spectrum [see Fig. S4(c)]. Increasing further random flux strength U , the system transmits from a gapless phase to a gapped phase. This corresponds to the metal-insulator transition. For $U > U_c$, the system becomes fully gapped [see Fig. S4(d)]. Note that the energy may have an imaginary part (corresponding to finite lifetimes of states) due to the effective scattering by random disorder. However, this imaginary part is not important for our analysis.

As shown by our numerical calculations (see Fig. 3 in the main text), the 2D SSH model with random flux can resemble the BBH model. The ground state of the half-filled 2D SSH model with random-flux strength $U = 2\pi$ (zero mean flux on each plaquette) can be adiabatically mapped to that of the BBH model (with π flux on each plaquette). To better understand how the random flux influences the system, we compare the 2D SSH model with the BBH model. In the clean case, the two models are given respectively by

$$H_0(\mathbf{k}) = (t_x + t \cos k_x) \tau_1 \sigma_0 - t \sin k_x \tau_2 \sigma_3 + (t_y + t \cos k_y) \tau_1 \sigma_1 - t \sin k_y \tau_1 \sigma_2, \quad (\text{S3.6})$$

$$H_{\text{BBH}}(\mathbf{k}) = (t_x + t \cos k_x) \tau_1 \sigma_3 + t \sin k_x \tau_2 \sigma_0 + (t_y + t \cos k_y) \tau_1 \sigma_1 + t \sin k_y \tau_1 \sigma_2. \quad (\text{S3.7})$$

The two models share common matrices $\tau_1 \sigma_1$ and $\tau_1 \sigma_2$ (acting on the sublattice degrees of freedom). The 2D SSH model has two more matrices $\tau_1 \sigma_0$ and $\tau_2 \sigma_3$. Since the four matrices of the 2D SSH model do not all anticommute, the

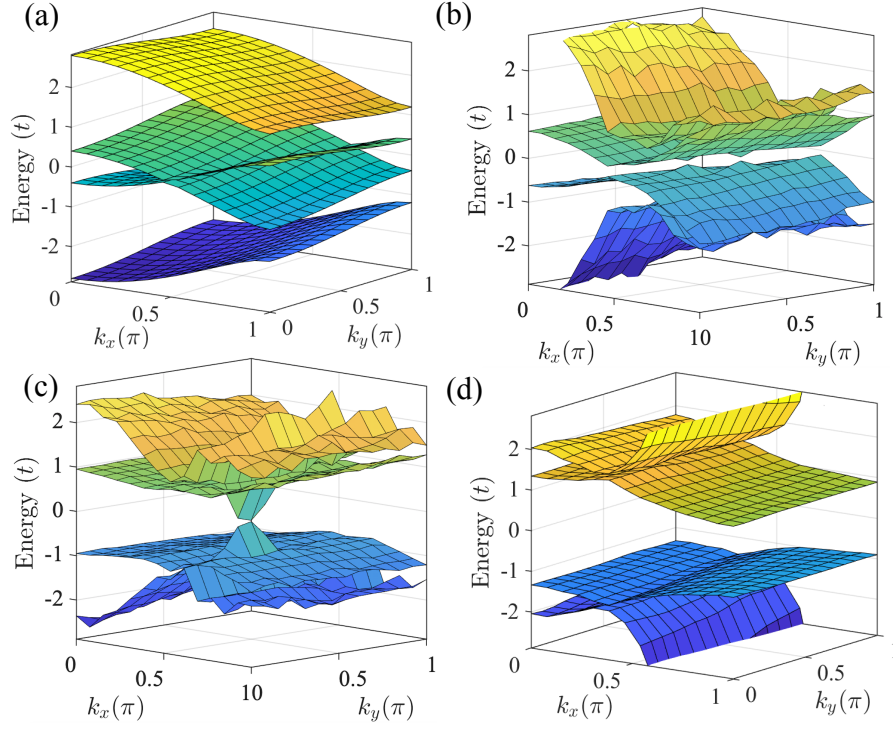


Figure S4. Effective band structures obtained by the disorder-averaged Green's function method for four different random-flux strengths: (a) $U = 0$, (b) 0.3π , (c) $U_c = 0.75\pi$, and (d) 1.2π , respectively. 3.8×10^5 configurations are considered. Other parameters are $L = 26$, $t_x = 0.2t$ and $t_y = 0.6t$.

bulk system can have a gapless band structure. In contrast, the BBH model possesses two other additional matrices $\tau_1\sigma_3$ and $\tau_2\sigma_0$. Since the four matrices of the BBH model all anticommute, the bulk system has a fully gapped band structure. Thus, there are totally six different matrices in the two models.

The resemblance of our model with the BBH model implies that the self-energy $\Sigma(\mathbf{k})$ due to the presence of random flux may be expanded in terms of

$$\Sigma(\mathbf{k}) = m_x\tau_1\sigma_0 + m_y\tau_1\sigma_1 + m_p\tau_1\sigma_3 + f_x\tau_2\sigma_3 + f_y\tau_1\sigma_2 + f_p\tau_2\sigma_0. \quad (\text{S3.8})$$

We choose this ansatz in the following. Thus, the effective Hamiltonian of our disorder-averaged system can be written as

$$H_{\text{eff}}(\mathbf{k}) = H_0(\mathbf{k}) + \Sigma(\mathbf{k}). \quad (\text{S3.9})$$

We demonstrate below that self-energy not only modifies the coefficients of the original matrices in the 2D SSH model but also introduces additional terms associated with new matrices ($\tau_1\sigma_3$ and $\tau_2\sigma_0$) to the Hamiltonian $H_0(\mathbf{k})$. Importantly, it is momentum dependent and not diagonal in sublattice space. Note that $\Sigma(\mathbf{k})$ may contain non-Hermitian components which give rise to the finite lifetimes of states. However, they are not important to our results and thus ignored.

We confirm the above ansatz by calculating $H_{\text{eff}}(\mathbf{k})$ numerically and extracting the corresponding coefficients of $\Sigma(\mathbf{k})$, as shown in Fig. S5. Clearly, $\Sigma(\mathbf{k})$ effectively modifies the coefficients of the four original matrices in $H_0(\mathbf{k})$ and gives rise to the new terms associated with $\tau_1\sigma_3$ and $\tau_2\sigma_0$. Moreover, the coefficients in Eq. (S3.8) are highly momentum-dependent. This result indicates that the effective Hamiltonian $H_{\text{eff}}(\mathbf{k})$ can be regarded as a mixture of the 2D SSH model and the BBH model.

The modification to the original matrices and the emergence of the new matrices $\tau_1\sigma_3$ and $\tau_2\sigma_0$ in Eq. (S3.8) can be explained by the scattering of electrons by the random flux. To do so, we consider, for instance, the contribution (to the self-energy) from scattering processes of the lowest nonzero order. This contribution can be calculated as

$$\Sigma_{(2)}(\mathbf{k}) = \langle VG_0V \rangle_{\text{ave}}, \quad (\text{S3.10})$$

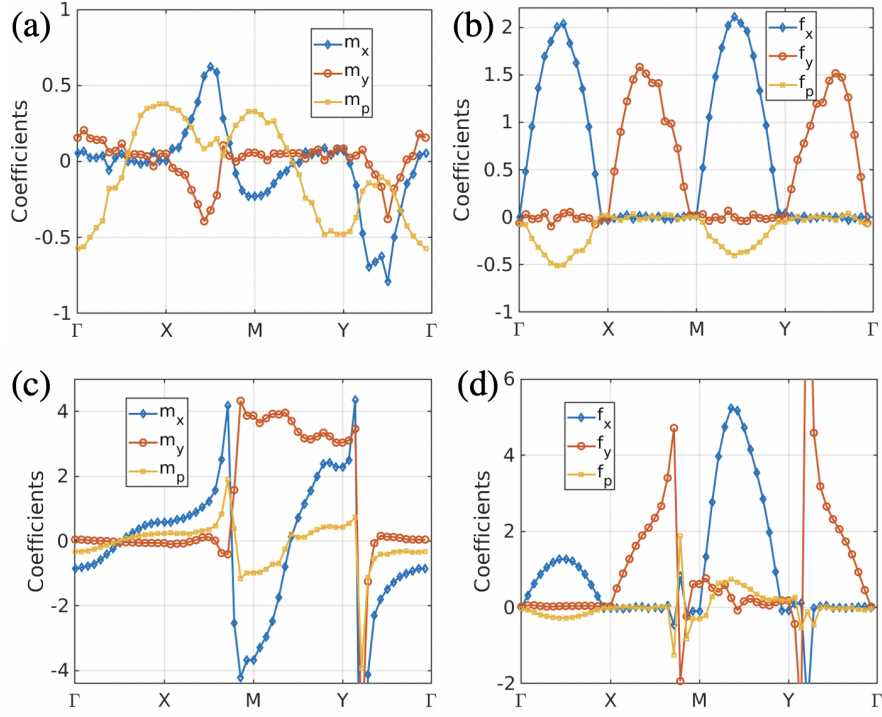


Figure S5. (a) Coefficients $m_{x,y,p}$ along the high symmetry lines for $U = 0.3\pi$. (b) Coefficients $f_{x,y,p}$ along the high symmetry lines for $U = 0.3\pi$. (c) Similar to (a) but for $U = 1.2\pi$. (d) Similar to (b) but for $U = 1.2\pi$. We choose $L = 26$ and 3.8×10^5 disorder configurations.

where G_0 is the bare Green's function in the absence of flux and given by

$$G_0 = \frac{f_1\Gamma_1 + f_2\Gamma_2 + f_3\Gamma_3 + f_4\Gamma_4}{f_1^2 + f_2^2 + f_3^2 + f_4^2}, \quad (\text{S3.11})$$

and V is the modification due to the presence of random flux

$$V \equiv H_{\text{rand}}(\mathbf{k}, \mathbf{A}) - H_0(\mathbf{k}) = t(g_3\Gamma_3 + g_4\Gamma_4). \quad (\text{S3.12})$$

In the latter equation, $\mathbf{A} = (A_x, A_y)$ is the vector potential associated with the random flux. For concreteness, we choose the Landau gauge with $A_x = 0$ and consider $\omega = 0$. $\langle \dots \rangle_{\text{ave}}$ indicates the average over random flux configurations and the integral over internal variables; \mathbf{k} acts as operator $-i\partial_{\mathbf{r}}$. We use the following shorthand notations

$$\begin{aligned} \Gamma_1 &\equiv \tau_1\sigma_0, \quad \Gamma_2 \equiv \tau_2\sigma_3, \quad \Gamma_3 \equiv \tau_1\sigma_1, \quad \Gamma_4 \equiv \tau_1\sigma_2, \\ f_1 &\equiv -(t_x + t \cos k_x), \quad f_2 \equiv t \sin k_x, \quad f_3 \equiv t_y + t \cos k_y, \quad f_4 \equiv -t \sin k_y, \\ g_3 &\equiv \cos(k_y - A_y) - \cos k_y, \quad g_4 \equiv -\sin(k_y - A_y) + \sin k_y. \end{aligned} \quad (\text{S3.13})$$

This implies that

$$\begin{aligned} H_0(\mathbf{k}) &= -f_1\Gamma_1 - f_2\Gamma_2 + f_3\Gamma_3 + f_4\Gamma_4, \\ V(\mathbf{k}, \mathbf{A}) &= t(g_3\Gamma_3 + g_4\Gamma_4). \end{aligned} \quad (\text{S3.14})$$

Plugging Eqs. (S3.11) and (S3.12) into Eq. (S3.10), we find that

$$\begin{aligned} \Sigma_{(2)}(\mathbf{k}) &= t^2 \langle (g_3\Gamma_3 + g_4\Gamma_4)(f_1\Gamma_1 + f_2\Gamma_2 + f_3\Gamma_3 + f_4\Gamma_4) \Lambda(g_3\Gamma_3 + g_4\Gamma_4) \rangle_{\text{ave}} \\ &= \langle \mathcal{F}_1 \rangle \Gamma_1 + \langle \mathcal{F}_2 \rangle \Gamma_2 + \langle \mathcal{F}_3 \rangle \Gamma_3 + \langle \mathcal{F}_4 \rangle \Gamma_4 + \langle \mathcal{G}_1 \rangle \tau_1\sigma_3 + \langle \mathcal{G}_2 \rangle \tau_2\sigma_0, \end{aligned} \quad (\text{S3.15})$$

where $\Lambda = (f_1^2 + f_2^2 + f_3^2 + f_4^2)^{-1}$ and the corresponding coefficient functions are given by

$$\begin{aligned}
\langle \mathcal{F}_1 \rangle &= t^2 \langle g_3 f_1 \Lambda g_3 + g_4 f_1 \Lambda g_4 \rangle_{\text{ave}}, \\
\langle \mathcal{F}_2 \rangle &= t^2 \langle g_3 f_2 \Lambda g_3 + g_4 f_2 \Lambda g_4 \rangle_{\text{ave}}, \\
\langle \mathcal{F}_3 \rangle &= t^2 \langle g_3 f_3 \Lambda g_3 + g_3 f_4 \Lambda g_4 + g_4 f_4 \Lambda g_3 - g_4 f_3 \Lambda g_4 \rangle_{\text{ave}}, \\
\langle \mathcal{F}_4 \rangle &= t^2 \langle -g_3 f_4 \Lambda g_3 + g_3 f_3 \Lambda g_4 + g_4 f_3 \Lambda g_3 + g_4 f_4 \Lambda g_4 \rangle_{\text{ave}}, \\
\langle \mathcal{G}_1 \rangle &= it^2 \langle g_3 f_1 \Lambda g_4 - g_4 f_1 \Lambda g_3 \rangle_{\text{ave}}, \\
\langle \mathcal{G}_2 \rangle &= it^2 \langle g_3 f_2 \Lambda g_4 - g_4 f_2 \Lambda g_3 \rangle_{\text{ave}}.
\end{aligned} \tag{S3.16}$$

To derive Eq. (S3.15), we employ

$$\begin{aligned}
\Gamma_3 \Gamma_1 \Gamma_4 &= -\Gamma_4 \Gamma_1 \Gamma_3 = i\tau_1 \sigma_3, \\
\Gamma_3 \Gamma_2 \Gamma_4 &= -\Gamma_4 \Gamma_2 \Gamma_3 = i\tau_2 \sigma_0.
\end{aligned} \tag{S3.17}$$

Remarkably, $\Sigma_{(2)}(\mathbf{k})$ has the same matrix structure as the ansatz, Eq. (S3.10). In a similar way, we can derive the contributions of higher order scattering processes. The emergence of the new matrices (i.e., nonzero $\langle \mathcal{G}_1 \rangle$ and $\langle \mathcal{G}_2 \rangle$) stems from the interplay between the intrinsic sublattice degrees of freedom and the fact that the magnetic flux couples to momentum.

Appendix S4: Conventional random flux model

In this section, we connect our results to the conventional random flux model which corresponds to $t_x = t_y = t$ in our model. For this limit, the model loses its inner degrees of freedom. Consequently, the spectrum reduces to $E(\mathbf{k}) = t(\cos k_x + \cos k_y)$, which is the spectrum of a conventional 2D electron gas.

It is known that the band center is delocalized in the conventional random flux model [13]. In Fig. S6(a), we show clearly that the random flux cannot open a bulk gap around the band center at $E = 0$. Correspondingly in Fig. S6(b), the LSR for states near the band center stays around 0.6, confirming its delocalized nature. However, the states away from the band center are localized.

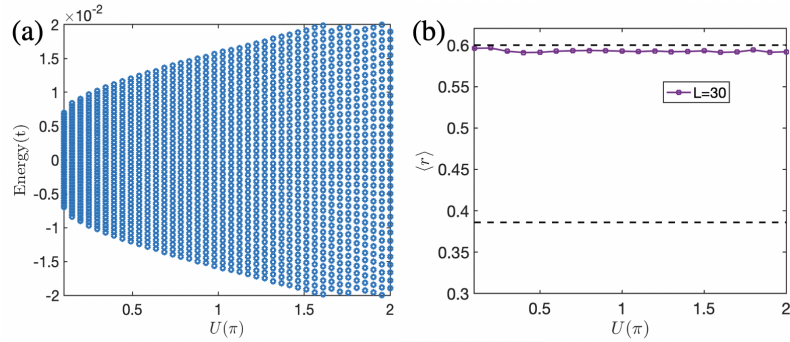


Figure S6. (a) Energy spectrum as a function of U for the $t_x = t_y = t$ limit. 40 energy levels around zero energy are shown. (b) LSR as a function of U near the band center for the $t_x = t_y = t$ limit. We take $L = 40$ ($L = 30$) and 200 (4000) disorder configurations in (a) [(b)].