

Compressing gradients by exploiting temporal correlation in momentum-SGD

Tharindu B. Adikari and Stark C. Draper

Abstract

An increasing bottleneck in decentralized optimization is communication. Bigger models and growing datasets mean that decentralization of computation is important and that the amount of information exchanged is quickly growing. While compression techniques have been introduced to cope with the latter, none has considered leveraging the temporal correlations that exist in consecutive vector updates. An important example is distributed momentum-SGD where temporal correlation is enhanced by the low-pass-filtering effect of applying momentum. In this paper we design and analyze compression methods that exploit temporal correlation in systems both with and without error-feedback. Experiments with the ImageNet dataset demonstrate that our proposed methods offer significant reduction in the rate of communication at only a negligible increase in computation complexity. We further analyze the convergence of SGD when compression is applied with error-feedback. In the literature, convergence guarantees are developed only for compressors that provide error-bounds point-wise, i.e., for each input to the compressor. In contrast, many important codes (e.g. rate-distortion codes) provide error-bounds only in expectation and thus provide a more general guarantee. In this paper we prove the convergence of SGD under an expected error assumption by establishing a bound for the minimum gradient norm.

Index Terms

distributed optimization, gradient compression, momentum SGD, predictive coding, rate distortion

This work was supported in part by Huawei Technologies Canada; and in part by the Natural Science and Engineering Research Council (NSERC) of Canada through a Discovery Research Grant. (*Corresponding author: Tharindu B. Adikari.*)

This paper was presented in part at the 11th International Symposium on Topics in Coding (ISTC), Montreal, QC, Canada, August 2021, and the paper has been accepted for publication in the IEEE Journal on Selected Areas in Information Theory (JSAIT) Volume 2, Issue 3 (2021), <https://ieeexplore.ieee.org/document/9511618>.

The authors are with the Electrical and Computer Engineering Department, University of Toronto, Toronto, ON M5S 2E4, Canada (e-mail: tharindu.adikari@mail.utoronto.ca; stark.draper@utoronto.ca).

I. INTRODUCTION

Decentralized optimization has become the norm for training machine learning models on large datasets. With the need to train bigger models on ever-growing datasets, scalability has become a key focus in the research community. While an obvious solution to growing dataset size is to increase the number of workers, communication amongst workers can turn into the processing bottleneck. For popular benchmark models such as AlexNet, ResNet and BERT, communication time can account for a significant portion of the overall training time [1]–[3]. The BERT (“Bidirectional Encoder Representing from Transformers”) architecture for language models [4] comprises about 340 million parameters. If 32-bit floating-point representation is used, transmission of one gradient update amounts to around 1.3GB (340×10^6 parameters \times 32 bits per parameter $\times 2^{-33}$ gigabytes per bit \approx 1.3GB). Frequent communication of such large payloads can easily overwhelm a network, resulting in greatly prolonged training time. As another example, in certain types of decentralized systems, such as federated learning, communication may be inherently limited since federated learning employs mobile devices as worker nodes. For these reasons communication remains an important bottleneck in decentralized optimization and the development of methods that reduce communication overhead, while not (too greatly) impacting convergence rate, is of utmost importance.

One solution is to apply compression to the gradient (or more generally to the messages exchanged between workers and the master) to alleviate the communication bottleneck. There has been an expanding literature on gradient compression within the last few years, e.g., [1], [2], [5]–[9]. Compression schemes have been demonstrated to work well with distributed stochastic gradient descent (SGD) and its variants. For example in [6] and [9] the authors consider both SGD and SGD with momentum (momentum-SGD). In the latter, compression is applied to the momentum vector instead of the gradient vector. However, these methods fail to exploit the memory, or temporal correlations, that exists in the stream of update vectors. In this paper we introduce novel compression schemes to leverage such temporal correlations.

Possible sources of correlations are many-fold. In gradient descent (when gradients are exact) for smooth objective functions we expect the gradients to be close to each other. Typically the smoothness of a function is described by the L -Lipschitz gradients assumption. When gradients are not exact, as in the case of SGD, the stochasticity of gradients introduces noise that may partially conceal correlations across gradients. Such concealment may be remedied by computing

gradients using larger minibatches. Our focus is on momentum-SGD which is a better candidate for temporal correlations. The consecutive update vectors in momentum-SGD have minimal changes, yielding high correlations.

One classic and widely applied approach for compressing sources with memory is predictive coding. In more recent work, predictive coding has been used for compression of datasets [10]. Motivated by differential pulse code modulation (DPCM) [11], in this paper we consider a predictive coding based approach for the compression of momentum-SGD updates. We investigate systems both with and without error-feedback. We demonstrate that, when quantization is combined with a simple predictor in presence of temporally correlated vectors, a significant reduction in the rate of communication is realized. In the case of error-feedback, the application of the same predictor (i.e., the same predictor used in non-error-feedback systems) does not realize a reduction in the communication rate. We therefore develop an algorithm that estimates and extrapolates the correlated momentum vectors. We note that our proposed methods are not using very advanced algorithms for prediction. While our methods demonstrate the usefulness of exploiting temporal correlation with predictive coding, more advanced ideas should certainly perform even better. In Sec. I-B we outline our contributions in detail.

A. *Related work*

The most common gradient compression schemes achieve compression by sparsifying the gradient vector or by lowering the precision of its components. The methods based on sparsification such as Top- K [3], [12]–[15], Rand- K [16], [17] and Spectral-ATOMO [18] preserve only the most significant gradient elements, effectively reducing the quantity of information (the number of gradient components communicated). For example, Top- K compression only preserves the K components of the gradient that are largest in magnitude (as well as their positions in the gradient vector). On the other hand, methods based on quantization such as 1-bit SGD [2], QSGD [1], TernGrad [5], ZipML [19] and SignSGD [6] reduce the overall floating-point precision of the gradient. Sign-based scalar quantizers such as Scaled-sign, SignSGD and Signum [6] sit at the far end of quantization-based algorithms. Such schemes quantize real values to only two levels, $\pm a$ for some scalar a . When quantization is restricted to 1-bit scalar quantization, and the source distribution is uni-modal and symmetric, then this (scalar) quantization approach is optimal. And, indeed, it has been empirically demonstrated that in models such as ResNet-20 and ResNet-50

the distribution of the components in the gradient is uni-modal and symmetric [6], [20], [21], motivating the use of these symmetric 1-bit quantizers.

The authors of [22] propose a method that exploits joint statistics between different components of the gradient vector, i.e., spatial correlations. The authors observe that the joint statistics change only slowly through the iterations (specifically, the covariance matrix), allowing the same estimate of the covariance matrix to be reused in their compression algorithm for a number of iterations. In other words, the joint statistics are near-stationary. In contrast, the methods we discuss in this paper exploit different time samples of the same component in the gradient vector, i.e., the temporal correlations amongst iterates.

Although gradient compression yields large communication savings, quantization errors due to compression affects convergence rates. This has been demonstrated both empirically and theoretically. The authors of [8] theoretically show that SGD with Scaled-sign compression may not converge by providing an example of non-convergence. Inspired by concept of noise shaping in Delta-Sigma modulation [23], the authors of [2] employ an error-feedback mechanism to improve the empirical convergence of SGD with compression. Error-feedback, also referred to as error-compensation, computes the quantization error and add it to the input of the quantizer in the next iteration. This way the error gets transmitted eventually, albeit with a delay. For smooth functions for which the gradient does not change considerably over a small number of iterations, the delay can be shown not significantly to impact the rate of convergence. Convergence guarantees have been developed for error-feedback schemes when the compression scheme employed is a “ δ -compressor” [8], [9], [17], defined as follows. Let $X \in \mathbb{R}^d$ and $\hat{X} \in \mathbb{R}^d$ where the later is the reconstruction of X after compression. A compression scheme is known as a δ -compressor if for any input X , $\|X - \hat{X}\|^2 \leq (1 - \delta)\|X\|^2$ for some $\delta \in (0, 1]$. Scaled-sign and Top- K are $\frac{1}{d}$ -approximate and $\frac{K}{d}$ -approximate compressors respectively. As we will discuss further below, schemes such as Top- K and Rand- K offer nearly the same performance as SGD while yielding very high compression rates when employed in conjunction with error-feedback.

B. Contributions

Our contributions are both algorithmic and analytic. First, we introduce a novel approach that exploits the temporal correlations that exist in momentum-SGD update vectors. Momentum can be understood as the application of an exponentially weighted low-pass filter (LPF) to gradients across iterations. This essentially filters out high-frequency components and only preserves low-

frequency ones. This reduces the variation in the resulting update vectors in consecutive iterations, making them good candidates for the application of predictive coding. The key idea behind predictive coding is simple. Instead of inputting the momentum vector to the quantizer, compute a prediction of the momentum vector, compute the error in the prediction, and then input the vector of prediction errors to the quantizer. Strong temporal correlations in momentum vector lead to an accurate prediction. For such predictions, the variance of the components in the prediction error vector is lower than those in the original momentum vector. Therefore, the prediction error vector can be encoded using a lower bit rate. In Sec. III we first consider systems that do not employ error-feedback and introduce our baseline algorithm for prediction. In this setting we demonstrate that employing a simple linear predictor in combination with Scaled-sign and Top- K quantizers can offer significant rate savings over their counterparts without prediction.

Next, in Sec. IV we turn to systems that operate *with* error-feedback. These systems require a more careful treatment as the employment of error-feedback affects the statistics of the components in the compressed vector. We show that the rate savings realized by the previous (linear) predictor quickly vanish when error-feedback is employed. In this section we consider momentum-SGD in conjunction with Top- K as the baseline. We introduce the novel prediction scheme we name Est- K (“Estimated-Top- K ”) that works in conjunction with the Top- K quantizer. Est- K incorporates a momentum estimator that extrapolates the momentum update from past observations for each of the undescribed components in the update vector (those outside the Top- K). In our tests we observe this idea reduces the payload of Top- K by about 40%. Overall, and to the best of our knowledge, this paper is the first presentation of the exploitation of temporally correlated updates in momentum-SGD for the purpose of compression.

We evaluate the performance of the algorithms we consider by training a wide residual network classifier [24] using the down-sampled ImageNet dataset in [25]. Table I summarizes our experimental results with different quantizers. The table is divided into three sections: the baseline momentum-SGD algorithm (without compression), the algorithms that do not use error-feedback and the algorithms that do use error-feedback. The second column indicates whether the algorithms exploit temporal correlations through a prediction scheme. The predictor used in the second and third sections of the table are the linear predictor we discuss in Sec. III

and the Est- K predictor we discuss in Sec. IV respectively. The top-5¹ test accuracy, i.e., whether the correct category is in the list of 5 produced by the algorithm, is presented. We tweaked parameters in compression algorithms to keep the test accuracy roughly equal within each section. All algorithms use momentum parameter $\beta = 0.99$. The dimension of the gradient is d . Final accuracy is obtained after 28 training epochs. The last column indicates the average number of bits used per gradient component in each iteration. Final test accuracy is top-5. Note that “Top- K -Q” is Top- K with quantization, as is discussed in [13].

In Table I the baseline is momentum-SGD without compression and it reaches 61.8% test accuracy. Although this value is below the state-of-the-art for ImageNet, the reduction is to be expected as we use a down-sampled version of ImageNet, therefore, comprising of less informative images. Authors of [25] provide a baseline for this (down-sampled) dataset wherein the final test accuracy varies between 60% and 70% for different learning rates (see Fig. 2 therein). Note that K is a parameter that controls the compression rate in Top- K and Top- K -Q. The main take-away of the table is the following. In either category (with or without error-feedback) the algorithms that use a predictor that exploits temporal correlation incur less communication overhead for the same performance than does the same algorithm without a predictor. This demonstrates the usefulness of exploiting temporal correlations. In Fig. 1 we present a comparison of the average per iteration computation time of a worker, for each of the experiments with compression that are tabulated in Table I. In Fig. 1 we observe that for each quantizer the time per iteration when using prediction is only slightly higher than when not using prediction. This added time serves as a measure of the very small additional computational complexity required workers to implement prediction.

On the analytic side, we contribute to the literature that analyzes the convergence of SGD (without momentum) when error-feedback is employed and compression is performed. The literature contains convergence guarantees for such systems when the compressors are δ -compressors. However, the point-wise guarantees of δ -compressors are not satisfied by a wide range of interesting compression algorithms. Therefore, in this paper we study compression guarantees that are only in expectation, with possible application of a prediction system. Our analysis very significantly expands the types of compression systems that can be employed with guarantees to

¹Please note “top-5” is an evaluation metric distinct from the “Top- K ” compression algorithm, an unfortunate similarity in naming.

Compressor		Employs error-feedback	Exploits temporal correlations	Final test accuracy %	Bits per component
Baseline (no compression)		–	–	61.8	32
Top- K	$K = 0.35d$	No	No	58.5	12
	$K = 0.015d$	No	Yes	58.5	0.6
Top- K -Q	$K = 0.23d$	No	No	58.5	1.0
	$K = 0.01d$	No	Yes	58.5	0.1
Scaled-sign	–	No	No	58.5	1.0
	–	No	Yes	61.1	1.0
Top- K	$K = 1.2 \times 10^{-4}d$	Yes	No	59.0	0.0056
	$K = 6.5 \times 10^{-5}d$	Yes	Yes	59.0	0.0031

TABLE I: Summary of performance of the algorithms we consider.

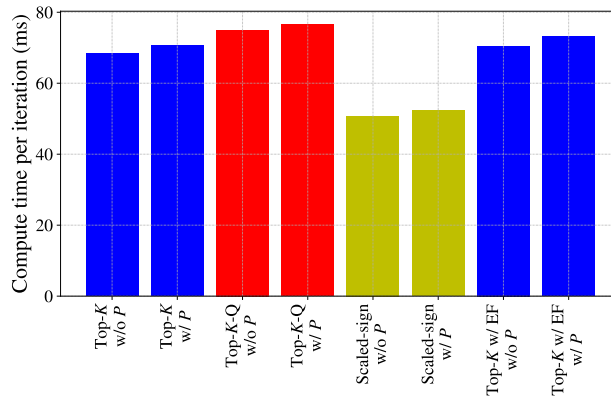


Fig. 1: Average computation time per iteration (excluding time for communication). Computations are gradient calculation, quantization, and prediction. The experiments that do and do not use prediction are denoted as w/ P and w/o P , respectively. Only the right-most two experiments employ error-feedback.

include rate-distortion codes, e.g., those that satisfy a mean-squared error distortion constraint $\mathbb{E}[\|X - \hat{X}\|^2] \leq D$.

C. Outline

An outline of the remainder of the paper is as follows. In Sec. II we introduce the system model with which we work. The model we introduce is general enough to encompass the variety of scenarios that we explore, though the full generality of the model is not employed until the later sections. In Sec. III we consider systems that do not employ error-feedback and introduce our linear prediction scheme. In Sec. IV we consider systems that employ error-feedback and introduce our Est- K prediction scheme. In Sec. V we present the convergence analysis of SGD with compressors that satisfy a mean-squared error distortion constraint. While we present the respective numerical results in Sec. III and Sec. IV, we defer till Sec. VI to discuss the setup of the numerical experiments conducted, therein providing details on datasets, computational units, batch size, etc. We conclude in Sec. VII with thoughts on future work. Some background, algorithmic details, and convergence analysis are deferred to the appendices. In App. A we detail the reasoning for some choices made in our system model. Finally, in App. B we provide proofs of the analytical results.

D. Notation

For a real valued vector x , $x[j]$ denotes the j th entry of x , and $\|x\|$ denotes the ℓ_2 -norm. We use upper-case to denote random vectors, e.g., X . For $N \in \mathbb{Z}^+$ we denote the index set $\{1, \dots, N\}$ by $[N]$. For Big-O notation we use \mathcal{O} , and $\mathbf{0}$ denotes the all-zeros vector of dimension d .

II. SYSTEM MODEL

Let $f : \mathbb{R}^d \rightarrow \mathbb{R}$ be a differentiable function. We consider a master-worker system where n workers perform iterative optimization. The goal of the system is to calculate $w^* = \arg \min_w f(w)$. As already discussed, we focus on momentum-SGD and the design of worker-to-master compression methods. The system model with which we work is depicted in Fig. 2. We now formally describe the functioning of the system at the worker-side and at the master-side.

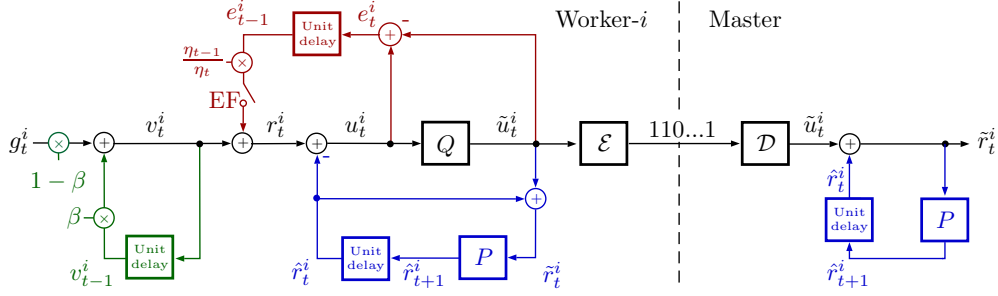


Fig. 2: System diagram for master and one worker (worker- i) that includes the components for momentum (green), prediction (blue), and error-feedback (red), along with the quantizer Q , encoder \mathcal{E} and decoder \mathcal{D} .

A. Worker-side operations

In iteration $t \in \{0, \dots, T-1\}$ and for worker index $i \in [n]$ the system operates as follows. All the following vectors are in \mathbb{R}^d .

$$v_t^i = \beta v_{t-1}^i + (1 - \beta)g_t^i \quad (1a)$$

$$r_t^i = v_t^i + \frac{\eta_{t-1}}{\eta_t} e_{t-1}^i \quad (1b)$$

$$u_t^i = r_t^i - \hat{r}_t^i \quad (1c)$$

$$\tilde{u}_t^i = Q(u_t^i) \quad (1d)$$

$$e_t^i = u_t^i - \tilde{u}_t^i \quad (1e)$$

$$\tilde{r}_t^i = \tilde{u}_t^i + \hat{r}_t^i \quad (1f)$$

$$\hat{r}_{t+1}^i = P(\tilde{r}_t^i). \quad (1g)$$

In iteration t worker- i computes the stochastic gradient g_t^i that satisfies the property $\mathbb{E}[g_t^i] = \nabla f(w_t)$ where w_t is the current estimate of the optimum optimization variable. When we discuss the operation of the master below we will assume the system is synchronized so all workers have the same w_t . Eq. (1a) is the heavy ball momentum update performed at the worker with $v_{-1}^i = \mathbf{0}$. The momentum parameter $0 \leq \beta < 1$ controls the bandwidth of the low-pass filter. In practice β is set close to 1, e.g. 0.9 or 0.99. Eq. (1b) is the result of the (possible) error-feedback; note the presence of the switch labeled “EF” which can be either open or closed. The initial error vector e_{-1}^i is set to all-zeros. The learning rate is denoted by η_t and is initialized to $\eta_{-1} = 0$.

TABLE II: List of system parameters.

Parameter	Definition
i, t	worker index, iteration index
w_t	model parameter vector
g_t^i	stochastic gradient
v_t^i	momentum vector
r_t^i	momentum with possible error-feedback
\hat{r}_t^i	prediction of r_t^i
u_t^i	quantizer input (prediction error for r_t^i)
\tilde{u}_t^i	quantizer output
e_t^i	quantization error for u_t^i
\tilde{r}_t^i	reconstruction of r_t^i

Eq. (1c) is the prediction error calculation, where \hat{r}_t^i is the prediction of r_t^i as per the prediction system we define later. Respectively, (1d) and (1e) are the quantizer and the quantization error. Note the quantizer works on the entire vector $u_t^i \in \mathbb{R}^d$. Eq. (1f) computes \tilde{r}_t^i , the reconstruction of r_t^i after prediction and quantization. Finally, (1g) is the prediction system which is available at both the worker- i and the master. This system uses \tilde{r}_t^i to compute \hat{r}_{t+1}^i , the prediction of r_{t+1}^i . In $t = 0$ we initialize \hat{r}_0^i to the all-zeros vector. The algorithms that we discuss in Sec. III and Sec. IV differ in how we design the predictor P . Note the predictor can have memory. For ease of reference, we tabulate system parameters in Table II.

Encoder \mathcal{E} encodes \tilde{u}_t^i and produces the bit stream that is sent to the master. Note that the bit stream a worker sends to the master is unique to each worker. For this reason, the worker-to-master communication is more bandwidth intensive than is the master-to-worker communication that we discuss next.

B. Master-side operations

We now turn to the master. The decoder \mathcal{D} produces \tilde{u}_t^i , the master's reconstruction of u_t^i . The prediction system P employed at the master is same as the one employed at the worker- i . The master computes \tilde{r}_t^i as per (1f), and the average of \tilde{r}_t^i across all workers (all i). Finally, it

broadcasts the average back to the workers. All workers update the parameter vector $w_t \in \mathbb{R}^d$ as $w_{t+1} = w_t - \eta_t \frac{1}{n} \sum_{i \in [n]} \tilde{r}_t^i$. Note that broadcasting delivers the same payload to all workers. There exist algorithms (e.g., MPI_Bcast in the message passing interface) that efficiently implement this broadcasting operation. Therefore, master-to-worker communication is much less problematic as a source of communication bottleneck. For this reason, in this paper we consider only the compression of messages from workers to the master.

In our system model presented in Fig. 2 we consider the application of momentum at the worker. One can also imagine a system where the worker quantizes the stochastic gradient (without momentum being applied) and communicates to the master (with or without error-feedback), after which the master applies momentum. This approach of applying momentum at the master is not desirable due to error accumulation in the momentum computed at the master. In App. A we further detail this reasoning for systems both with and without error-feedback. For the rest of the paper we consider the model presented in Fig. 2.

C. An example of the functioning of the system

The following example demonstrates how different components in Fig. 2 work together to implement momentum-SGD with the Top- K quantizer. We choose Top- K since we use it to set baseline performance in both Sec. III and Sec. IV. The Top- K scheme does not consist of a prediction component. Therefore, we set P to the zero function, i.e., $\hat{r}_{t+1}^i = P(\tilde{r}_t^i) = \mathbf{0}$. This choice of P is equivalent to the removal of the blue color components in Fig. 2. For Top- K we denote the corresponding quantizer Q as $Q_{\text{Top-}K}$. This quantizer produces a sparse vector \tilde{u}_t^i by setting all elements in u_t^i to zero except the K elements with the largest magnitudes. If the non-zero values are further quantized, this becomes the Top- K -Q scheme discussed in [13].

Let \mathcal{J}_t^i be the index set of K the non-zero locations in \tilde{u}_t^i . The function of the encoder \mathcal{E} is to losslessly compress \mathcal{J}_t^i and the set of non-zero values $\{u_t^i[k] \mid k \in \mathcal{J}_t^i\}$ to losslessly produce the bit stream the worker sends to the master. For the lossless compression of \mathcal{J}_t^i one can employ readily available entropy coding method such as Huffman coding or Golomb coding.

III. SYSTEMS WITHOUT ERROR-FEEDBACK

In this section we consider momentum-SGD systems *without* error-feedback, i.e., when EF switch is open in Fig. 2. The leveraging of temporal correlations to reduce communications is more straightforward for these systems, and the insights we derive set up the algorithms we

develop for error-feedback. In Sec. III-A we use a linear predictor for P and describe how such a predictor improves system performance. In Sec. III-B we present numerical comparisons for systems both with and without prediction.

A. Designing the linear predictor

The goal of the predictor P is to produce, in iteration t , an accurate estimate of r_{t+1}^i , using the \tilde{r}_t^i vector. Noting that respectively from (1f), (1e), (1c) and (1b) we have

$$\tilde{r}_t^i = \tilde{u}_t^i + \hat{r}_t^i = u_t^i - e_t^i + \hat{r}_t^i = r_t^i - e_t^i = v_t^i - e_t^i, \quad (2)$$

and obtain the relationship between r_{t+1}^i and \tilde{r}_t^i as

$$r_{t+1}^i = v_{t+1}^i = \beta v_t^i + (1 - \beta)g_{t+1}^i = \beta\tilde{r}_t^i + \beta e_t^i + (1 - \beta)g_{t+1}^i, \quad (3)$$

where the equalities follow from (1b), (1a) and (2), respectively.

A simple, yet a good choice for P is the first-order linear predictor P_{Lin} where

$$P_{\text{Lin}}(\tilde{r}_t^i) = \beta\tilde{r}_t^i. \quad (4)$$

One may recognize that P_{Lin} in (4) is the predictor used in the DPCM literature for first-order Gauss-Markov sources [11]. Per the last equality in (3), r_{t+1}^i is the sum of three terms. However, P_{Lin} in (4) consists of only the first term of (3). This is due to two reasons. First, note the second term in (3) is the quantization error in iteration t . While there exist methods [26] for designing predictors that take into account the e_t^i term as well, such methods require pre-training of the predictor and the computation of the prediction is not straightforward as is P_{Lin} . As we will see later in Sec. III-B, we are able to obtain large compression savings even without considering the e_t^i term. Second, the third term in (3) is the stochastic gradient in iteration $t+1$. For large datasets and for small minibatches the correlation of g_t^i across t is minimal due to the randomness of the minibatch selection. Therefore, in practice g_{t+1}^i will appear uncorrelated to the elements in \tilde{r}_t^i and may not be easily estimated.

Next, let us understand how employing the predictor yields compression savings. To simplify the explanation let us assume that in (3) e_t^i is statistically independent of g_{t+1}^i and \tilde{r}_t^i , and g_{t+1}^i is uncorrelated to \tilde{r}_t^i . The first is a common assumption made about quantization error in mathematical analysis (e.g., in the noise shaping literature [23]). The second assumption is justified for large datasets and for small minibatches. Recall from (1c) that the input to the

quantizer in iteration $t + 1$ is $u_{t+1}^i = r_{t+1}^i - \hat{r}_{t+1}^i$. Let us consider the situations with and without prediction. First, if there is no prediction, i.e., if P is the zero function, we have $u_{t+1}^i = r_{t+1}^i$ and the variance of u_{t+1}^i is the sum of the variances of the three terms in (3). Second, if we employ P_{Lin} as the predictor, we have $u_{t+1}^i = \beta e_t^i + (1 - \beta)g_{t+1}^i$ and the variance of u_{t+1}^i is the sum of the variances of only the last two terms in (3). Therefore, the application of prediction reduces the variance of the quantizer input u_{t+1}^i .

In general, we expect a quantizer input with a smaller variance to result in a smaller distortion (i.e., sum of squared components in e_{t+1}^i). From (1) we can write $r_{t+1}^i - \tilde{r}_{t+1}^i = u_{t+1}^i - \tilde{u}_{t+1}^i = e_{t+1}^i$. This states that the difference between r_{t+1}^i , which the worker wants to send, and \tilde{r}_{t+1}^i , which the master receives, is simply the quantization error e_{t+1}^i . Per our observation regarding the distortion, we conclude that the quantizer input with a smaller variance results in a smaller difference between r_{t+1}^i and \tilde{r}_{t+1}^i . In summary, the temporal correlations make prediction possible, and the prediction results in a smaller difference between the vectors that the workers send and those that master receives. Note that P_{Lin} does not depend on the type of quantizer used in Q . We can plug into Q any quantizer, including Scaled-sign, Top- K and Top- K -Q, and employ P_{Lin} as the predictor.

B. Numerical comparisons

In Figs. 3 and 4 we compare the performance of different quantizers with and without the P_{Lin} predictor. Results are obtained by training a convolutional neural network (WRN-28-2) on a master-worker setup using 4 workers. The details of the experiments are noted in Sec. VI. In each algorithm the encoder \mathcal{E} losslessly compresses the \tilde{u}_t^i vector. The number of bits per vector component is calculated as follows. Momentum-SGD uses 32 bits per component. For Scaled-sign we have a binary vector of dimension d that encodes the signs of the compressed vector. In our experiments we observed that this binary vector consists of roughly the same amounts of ones and zeros, therefore, it is not further compressible and takes 1-bit per component.

Recall that with the Top- K quantizer only K components in \tilde{u}_t^i are non-zero. We use a binary vector of dimension d to encode the locations of non-zero components. For large d this vector can be losslessly compressed with close to $dH_b(K/d)$ bits, where H_b is the binary entropy function. Since d is well over a million for models of practical interest, there exist readily available lossless compression algorithms such as Huffman coding or Golomb coding that can compress losslessly the binary vector to rates very close to its Shannon entropy. For example, in [12] and [27] authors

use Golomb coding to encode non-zero locations of the Top- K compression. Together with the compressed binary vector and the number of bits required to describe the K non-zero values, Top- K takes $H_b(K/d) + 32K/d$ bits per component.

In Fig. 3 we compare Scaled-sign and Top- K quantizers with and without prediction. The experiments with the predictor easily outperforms the ones without the predictor. For example, Scaled-sign without the predictor only reaches an end accuracy of around 58.5%, whereas Scaled-sign with the predictor closely matches the momentum-SGD (with no compression so, using floating-point, requires 32 bits per component) accuracy (left sub-figure) while requiring the same communication payload of one bit per component (right sub-figure). To match the same accuracy of 58.5%, Top- K without prediction requires an even higher payload, about 12 bits per component, c.f., Table I as well. Indeed to recover the same test accuracy, Top- K with prediction requires only 0.6 bits per component.

In Fig. 4 we also compare the impact of prediction with the Top- K -Q quantizer, which is a variant of Top- K introduced in [13]. Top- K -Q is similar to Top- K , except that non-zero values are quantized. All positive non-zero values and all negative non-zero values belong to two separate reconstruction points. The association of each component in \tilde{u}_t^i to a reconstruction point can be represented by a ternary vector. We calculate the size of the communication payload by computing the entropy of the ternary vector. We present the comparisons with Top- K -Q in Fig. 4. Observe that the test accuracy of Top- K -Q with prediction and $K = 0.005d$, and Top- K -Q without prediction and $K = 0.13d$ are nearly the same, although the latter uses around 0.7 bits whereas the former uses only around 0.05 bits per component. While compression with prediction should offer even more savings with a β larger than 0.99, we observed that the test accuracy degrades when β is made larger (gradient is smoothed too much).

We again remind the reader that these results are tabulated in the second section of Table I. In summary, the results in Figs. 3 and 4 demonstrate a significant opportunity for exploiting temporal correlation to effect reduction in communication.

IV. SYSTEMS WITH ERROR-FEEDBACK

We now extend our ideas of leveraging temporal correlation in momentum vectors to systems that use error-feedback. The use of error-feedback by itself improves compression rates while keeping performance nearly the same as that realized without error-feedback. Another advantage to error-feedback is that δ -compressors such as Top- K and Scaled-sign are guaranteed to converge

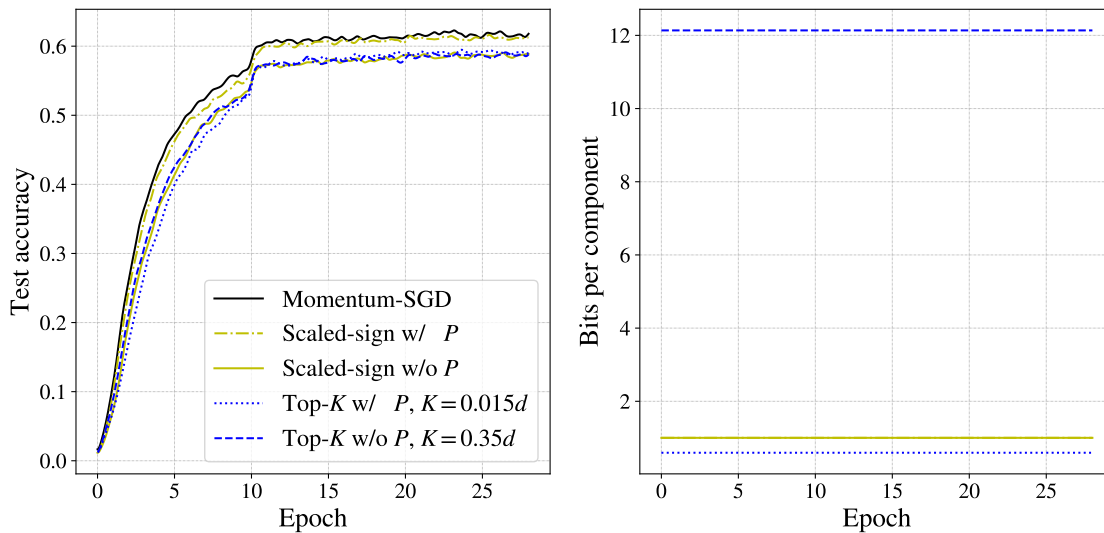


Fig. 3: Comparing the performance of Scaled-sign and Top- K with (w/) and without (w/o) the predictor when error-feedback is not used. We employ P_{Lin} discussed in Sec. III as the predictor P . All algorithms use momentum with $\beta = 0.99$. The left and right sub-figures plot top-5 test accuracy and number of bits per gradient component. In the right sub-figure the two plots for Scaled-sign experiments overlap and so the two plots are not distinguishable.

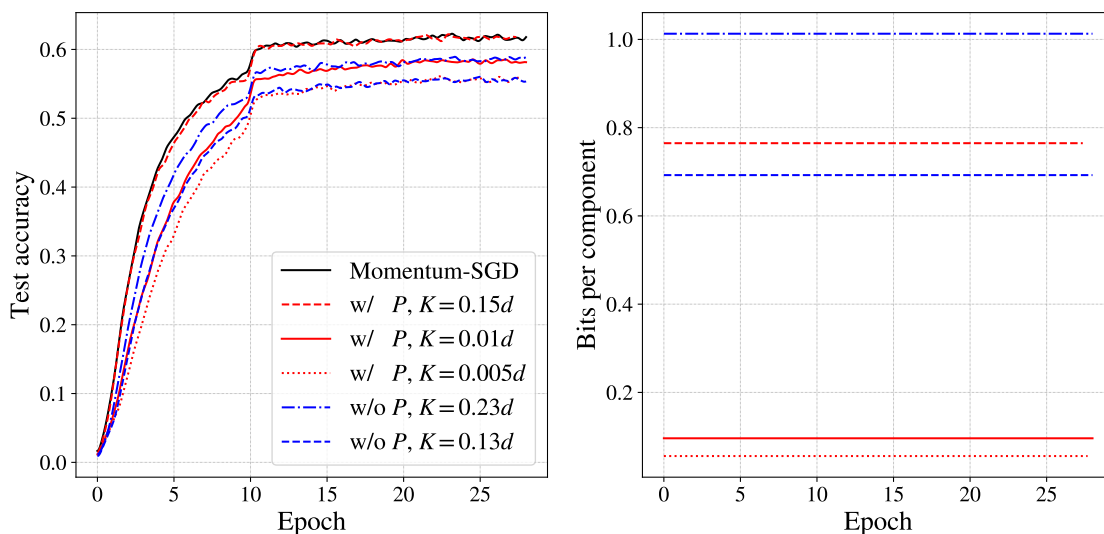


Fig. 4: This figure is similar to Fig. 3. In all plots except momentum-SGD the quantizer employed is Top- K -Q, the Top- K variant with quantization considered in [13].

when error-feedback is employed [8], [9], [17]. However, exploitation of correlated momentum vectors with error-feedback requires a more careful treatment of the problem than was needed in Sec. III. In Sec. IV-A we discuss why the linear prediction scheme discussed in Sec. III is not very useful when error-feedback is employed. In Sec. IV-B we present an illustrative example that motivates our proposed Est- K predictor. Building on the insights we derive in Sec. IV-B, in Sec. IV-C we propose our Est- K (“estimate-top- K ”) algorithm which exploits temporal correlation in systems that use error-feedback. The Est- K predictor works in conjunction with the Top- K quantizer. We choose to build on Top- K as it already realizes large compression ratios in the context of error-feedback and closely matches the performance of momentum-SGD (without compression). In Sec. IV-D we present experimental results comparing momentum-SGD to Top- K with and without prediction.

A. Linear prediction with error-feedback

In this section we discuss why the linear predictor P_{Lin} in (4) is not a good predictor for systems that employ error feedback. First, recalling that $P_{\text{Lin}}(\tilde{r}_t^i) = \beta\tilde{r}_t^i$, let us interpret its formulation in the following manner. From (3) we have

$$r_{t+1}^i = \beta v_t^i + (1 - \beta)g_{t+1}^i = \underbrace{\beta\tilde{r}_t^i}_{P_{\text{Lin}}(\tilde{r}_t^i)} + \beta e_t^i + (1 - \beta)g_{t+1}^i. \quad (5)$$

We observe that the momentum term v_t^i is the sum of \tilde{r}_t^i and e_t^i . Ignoring the error term e_t^i as quantization noise, we can consider \tilde{r}_t^i to be an estimate of v_t^i . The predictor uses this estimate of v_t^i to predict r_{t+1}^i . Observing in the first equality of (5) that the contribution of v_t^i to r_{t+1}^i is βv_t^i , the predictor produces the prediction by weighting the estimate of v_t^i by β , yielding the formulation of P_{Lin} in (4). Therefore, the role of the predictor can be interpreted as estimating the momentum term v_t^i and weighting it appropriately to predict r_{t+1}^i .

Now, let us turn to systems that employ error-feedback, i.e., systems with the EF switch in Fig. 2 closed. To simplify the explanation let us assume that the learning rate η_t is a constant. In systems with error feedback we have

$$\tilde{r}_t^i = \tilde{u}_t^i + \hat{r}_t^i = u_t^i - e_t^i + \hat{r}_t^i = r_t^i - e_t^i = v_t^i + e_{t-1}^i - e_t^i, \quad (6)$$

where we obtain each equality by substituting from (1) appropriately. This gives

$$\beta v_t^i = \underbrace{\beta\tilde{r}_t^i}_{P_{\text{Lin}}(\tilde{r}_t^i)} + \beta e_t^i - \beta e_{t-1}^i. \quad (7)$$



Fig. 5: The evolution of $\|e_t^i\|^2$ in the first 100 iterations with Top- K -Q quantizer and P_{Lin} predictor.

The last term in (7) is due to error feedback. Compared to (5), we observe that in (7) if we were to approximate βv_t^i by $P_{\text{Lin}}(\tilde{r}_t^i)$, the resulting approximation error would not only be contributed by the quantization noise e_t^i in iteration t , but also by e_{t-1}^i that corresponds to iteration $t-1$. It can be demonstrated that e_t^i grows unbounded with t if we were to use P_{Lin} as the predictor.

Fig. 5 shows the evolution of the squared quantization error norm $\|e_t^i\|^2$ when the predictor is P_{Lin} and the quantizer is Top- K -Q. The details of the experimental setup are noted in Sec. VI. The only difference between the two plots in Fig. 5 is that they correspond to systems with and without error-feedback. We observe that in the system that employs error-feedback the error norm grows unbounded. This is undesirable since from (6) we have $e_t^i = r_t^i - \tilde{r}_t^i$, which states that e_t^i is the difference between the vector worker wants to send and the vector the master receives. With this observation we conclude that when error-feedback is employed $P_{\text{Lin}}(\tilde{r}_t^i)$ is not a good prediction of r_{t+1}^i .

B. An illustrative example that motivates Est- K

To present the insight behind our proposed Est- K predictor we first consider the error-feedback system with a master and a single worker that mimics momentum-SGD with Top- K compression. With reference to Fig. 2 we set Q to $Q_{\text{Top-}K}$ and P to the zero function (so $\hat{r}_t = \mathbf{0}$ and $u_t = r_t$).

Recall that as we describe in Sec. II-C the $Q_{\text{Top-}K}$ quantizer sparsifies the input. To summarize,

$$v_t = \beta v_{t-1} + (1 - \beta)g_t$$

$$u_t = r_t = v_t + e_{t-1}$$

$$\tilde{u}_t = \tilde{r}_t = Q_{\text{Top-}K}(u_t)$$

$$e_t = u_t - \tilde{u}_t.$$

Although in error-feedback we typically scale e_t to adjust for the varying steps size η_t , here we assume that step size is a constant and ignore the scaling. This helps simplify the example. The operator $Q_{\text{Top-}K}$ produces the sparse vector \tilde{u}_t as follows. Let \mathcal{J}_t be the set of K indices in u_t largest in magnitude. We have $\tilde{u}_t[k] = u_t[k]$ if $k \in \mathcal{J}_t$, and $\tilde{u}_t[k] = 0$ if $k \notin \mathcal{J}_t$.

Our goal is to understand how a randomly selected component of v_t , $u_t (= r_t)$ and \tilde{u}_t evolves. To this end we present the following synthetic experiment. We mimic the gradient g_t by sampling its components independently from the standard normal distribution. In models of the practical interest, such as ResNet-20 and ResNet-50, the distribution of the components in the gradient is uni-modal and symmetric [6], [20], [21]. Therefore, this synthetically generated g_t is consistent with empirical observations. We set $d = 1000$ and $K = 0.01d$. Since the sampling of the gradient is independent, the first component is as good as any other randomly selected component.

In Figs. 6(a) and (b), respectively the top and middle subfigures, we plot the first component of each vector ($v_t[1]$, $u_t[1]$ etc.) versus iteration index t . In Fig. 6(a) the bandwidth parameter $\beta = 0.8$ while in Fig. 6(b) $\beta = 0.995$. As one may expect, a larger β yields a smoother $v_t[1]$. A peak in $\tilde{u}_t[1]$ means that in this particular iteration $u_t[1]$ is one of the K values of largest magnitude, i.e., $1 \in \mathcal{J}_t$. An important observation is that for large β (Fig. 6(b)) the spacing between peaks of $\tilde{u}_t[1]$ is much more consistent (occurs in regular intervals) than that for a small β (Fig. 6(a)). Consider an interval in Fig. 6(b) where $v_t[1]$ is comparatively large and remains stable, such as from iteration 200 to 400. The magnitude of $u_t[1]$ grows between every two adjacent peaks of $\tilde{u}_t[1]$. When $u_t[1]$ gets large enough it gets sent to master, resulting in a peak in $\tilde{u}_t[1]$.

Our goal is to design an algorithm for P that predicts $r_{t+1} = v_{t+1} + e_t$ using \tilde{r}_t . Note that the predictor can use \tilde{r}_t to recover the sparse vector \tilde{u}_t . Our idea is that we can use the non-zero instances of \tilde{u}_t to estimate and extrapolate v_t , thereby estimating one of the two terms that make up r_t . In comparison to estimating v_t with a small β (Fig. 6(a)), estimating and extrapolating v_t

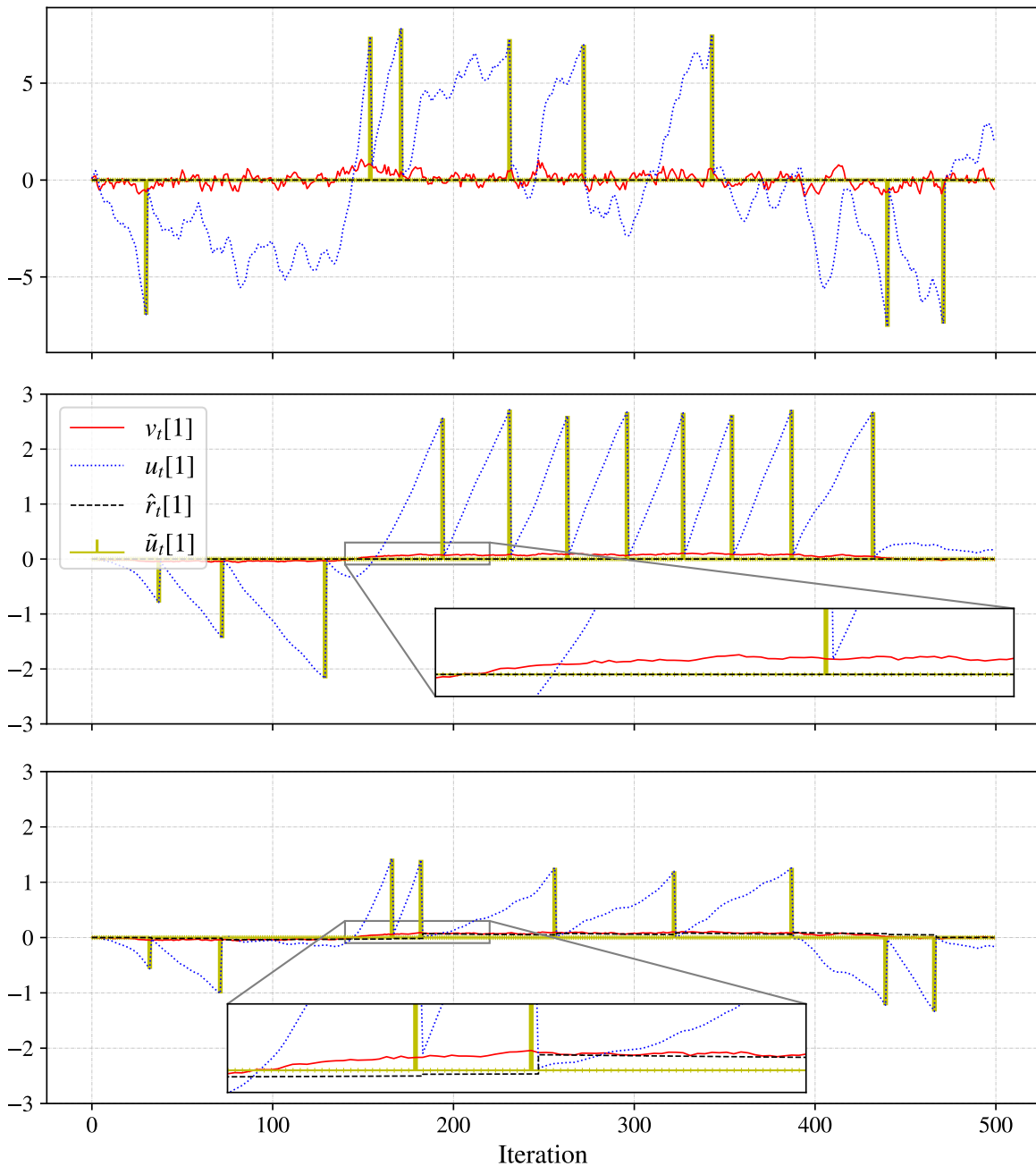


Fig. 6: The iterates in the synthetic experiment. Sec. IV-B discusses top (a) and middle (b) sub-figures, which are generated with $\beta = 0.8$ and $\beta = 0.995$ respectively using $Q_{\text{Top-}K}$ without prediction. The bottom sub-figure (c) is discussed in Sec. IV-C. It is generated with $\beta = 0.995$ using $Q_{\text{Top-}K}$ with the predictor Est- K . In all three cases g_t is sampled using the same random seed. Therefore, $v_t[1]$ in (b) and (c) are identical.

with a large β (Fig. 6(b)) will be more accurate since in the latter v_t changes only slowly across the iterations. An accurate estimate of v_t leads to a good prediction of r_t . We propose in Alg. 1 a simple algorithm for the predictor P when the quantizer in Fig. 2 is $Q_{\text{Top-}K}$. We refer to this predictor as Est- K to reflect the estimating aspect of Alg. 1 and to indicate its association with $Q_{\text{Top-}K}$.

C. Designing the Est- K predictor

To use the Est- K predictor we set the functioning of P in Fig. 2 to Alg. 1. For the rest of the system we make the same choices for Q , \mathcal{E} and \mathcal{D} as we do for Top- K . For each worker the master operates a separate decoding-and-prediction chain composed of a \mathcal{D} , a P , and a delay block. In Alg. 1 the index i refers to the worker index. As is illustrated in Fig. 2, worker- i also locally operates a predictor block. The master's i th decode-and-predict chain thereby keeps in sync with worker- i 's prediction.

The input and output of Alg. 1 are \tilde{r}_t^i and \hat{r}_{t+1}^i as defined in (1g). Note that \mathcal{J}_t^i is the set of K indices in u_t^i largest in magnitude. This set can be recovered using \tilde{u}_t^i as done in Alg. 1. In vector τ_t^i , $\tau_t^i[k]$ is the number of iterations since the last time master received a non-zero update for the k th component. In other words, the number of iterations since the last time index t at which the master received a set \mathcal{J}_t^i such that $k \in \mathcal{J}_t^i$. The vector p_t^i in Alg. 1 keeps track of the last estimate of the momentum vector.

Consider an index $k \in [d]$. In summary, Alg. 1 estimates the momentum $v_t^i[k]$ between every two peaks of $\tilde{u}_t^i[k]$ (see Fig. 6(b)) by computing the average rate of change of $v_t^i[k]$ within that interval. If $v_t^i[k]$ changes only slowly, such as the case from iteration 200 to 400 in Fig. 6(b), then the average rate of change is a good approximation of $v_t^i[k]$. This can be extrapolated as the approximation of $v_t^i[k]$ in next iterations.

Alg. 1 can best be understood by considering one component (e.g., the k th component) in each iterate $r_t^i, \hat{r}_t^i, u_t^i, \tilde{u}_t^i, \tilde{r}_t^i, e_t^i, \tau_t^i$ and p_t^i , for the first few iterations $t = \{0, 1, 2, \dots\}$. In Table III we present an example by tabulating these iterates. To avoid clutter, we do not indicate the worker index i and the component index k of the iterates. We assume that the learning rate η_t is a constant. Recall that the quantizer employed with Est- K is $Q_{\text{Top-}K}$. The iterations where \tilde{u}_t is non-zero in Table III are the iterations for which $u_t[k]$ is one of the k values in u_t with largest magnitudes, i.e., when $k \in \mathcal{J}_t^i$ and $Q_{\text{Top-}K}$ sets $\tilde{u}_t[k] = u_t[k]$. For $t = 3$ the algorithm computes $p_3 = \frac{v_3 + v_2 + v_1 + v_0}{4}$. If the momentum vector evolves only slowly from $t = 0$ to $t = 3$,

then p_3 is a good approximation of v_3 , which can be used as the estimate of v_3 in the subsequent iterations. For $t = 4$ we have $r_4 = v_4 = \beta v_3 + (1 - \beta)g_4$. In this case $\hat{r}_4 = \beta p_3$ can be used as the approximation of the βv_3 term in r_4 . Similarly, for $t = 5$ we can expand and write r_5 as $r_5 = \beta^2 v_3 + \beta(v_3 - p_3) + (1 - \beta^2)g_4 + (1 - \beta)g_5$. In this case $\hat{r}_5 = \beta^2 p_3$ approximates the $\beta^2 v_3$ term in r_5 .

Let us revisit the illustrative example in Sec. IV-B and apply Est- K . In this case we can disregard i as we only have one worker. Since P is no longer the zero function, now r_t and u_t are not necessarily equal. We use the same β and K values, and the same sequence of g_t as in Fig. 6(b). The resulting iterates are presented in Fig. 6(c). Note that the sample paths for $v_t[1]$ in Fig. 6(b) and Fig. 6(c) are identical. We observe that $\hat{r}_t[1]$ follows $v_t[1]$ closely with Est- K (see the magnified duration). The maximum magnitude of $u_t[1]$ with Est- K is around half that of Top- K . This demonstrates that the predictor in Est- K lowers the variance of $u_t[1]$, the input to the quantizer.

Finally, we quickly summarize the extension to a multi-worker system, i.e., when $n > 1$. Alg. 2 formally extends the Est- K scheme to such settings. Note that the definitions of iterates in Alg. 2 are consistent with those in Fig. 2. In line 8 the payload sent to the master consists of the bit stream that encodes \mathcal{J}_t^i and $\{u_t^i[k] \mid k \in \mathcal{J}_t^i\}$.

D. Numerical comparisons

Fig. 7 presents a performance comparison between momentum-SGD (without compression), Top- K without a predictor, and Top- K with the Est- K predictor. Experiments with Top- K compression employ error-feedback. Since K is common to experiments with compression K serves as the parameter that parameterizes compression savings. Results are obtained by training a wide residual network classifier on the ImageNet-32 dataset using 4 workers. Details of our experimental setup are discussed in Sec. VI. Recall that in Fig. 4 (experiments without error-feedback) we presented the performance of Top- K -Q. Since the Top- K compression ratio is high, i.e., the ratio K/d is small, the compression performance of Top- K -Q is very close to Top- K . (When K is small quantizing the non-zeros values in Top- K has only a small impact on the overall rate.) Therefore, we do not include Top- K -Q in our comparison with error-feedback.

As observed in Fig. 7 we tune K in each of experiment to reach two test accuracy levels. Top- K without prediction reaches the lower test accuracy level with $K = 5.4 \times 10^{-5}d$, whereas Top- K with prediction requires only around $K = 4.4 \times 10^{-5}d$ (20% less) to do the same. The

Algorithm 2: Extension of the Est- K method to multi-worker setting

input : parameter vector w_0 ; step sizes $\{\eta_0, \dots, \eta_{T-1}\}$; $0 \leq \beta < 1$;
initialize: on master set $\hat{r}_0^i = \mathbf{0}$ and initialize Alg. 1 for all $i \in [n]$;
on worker- i initialize Alg. 1, set $\hat{r}_0^i = \mathbf{0}$,
 $v_{-1}^i = \mathbf{0}$, $e_{-1}^i = \mathbf{0}$ and $\eta_{-1} = 0$;

1 for $t \in \{0, \dots, T - 1\}$ **do**
2 on worker- i
3 compute g_t^i , the stochastic gradient at w_t ;
4 set $v_t^i = \beta v_{t-1}^i + (1 - \beta)g_t^i$;
5 set $r_t^i = v_t^i + \frac{\eta_{t-1}}{\eta_t} e_{t-1}^i$;
6 compute $u_t^i = r_t^i - \hat{r}_t^i$;
7 apply $Q_{\text{Top-}K}$ to u_t^i and obtain \tilde{u}_t^i ;
8 encode \tilde{u}_t^i and send the result to the master ;
9 set $\tilde{r}_t^i = \tilde{u}_t^i + \hat{r}_t^i$;
10 compute \hat{r}_{t+1}^i as per Alg. 1 ;
11 set $e_t^i = r_t^i - \tilde{r}_t^i$;
12 receive $\frac{1}{n} \sum_{i \in [n]} \tilde{r}_t^i$ from master ;
13 update $w_{t+1} = w_t - \eta_t \frac{1}{n} \sum_{i \in [n]} \tilde{r}_t^i$;

14 on master
15 for $i \in [n]$ **do**
16 receive the encoded \tilde{u}_t^i from worker- i and decode to obtain \tilde{u}_t^i ;
17 set $\tilde{r}_t^i = \tilde{u}_t^i + \hat{r}_t^i$;
18 compute \hat{r}_{t+1}^i as per Alg. 1 ;
19 broadcast $\frac{1}{n} \sum_{i \in [n]} \tilde{r}_t^i$ to all workers ;

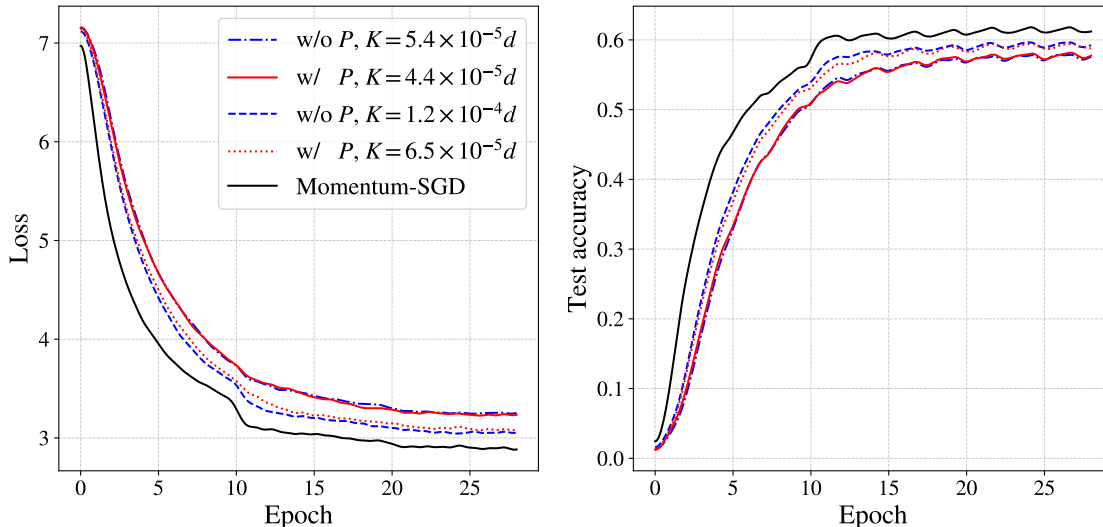


Fig. 7: Comparing the performance of Est- K with Top- K . All algorithms employ momentum with $\beta = 0.99$ parameter. Est- K and Top- K employ error-feedback.

compression savings due to the use of prediction are even more apparent for the higher test accuracy which is around 59%. For this test accuracy $K = 1.2 \times 10^{-4}d$ without prediction and $K = 6.5 \times 10^{-5}d$ with prediction. We indicate in the third section of Table I how in the latter case the K values translate to rate in bits. The number of bits per components is $H_b(K/d) + 32K/d$ as discussed in Sec. III-B. We observe in Table I that the use of Est- K predictor offers over a 40% improvement in terms of the bit usage.

In Fig. 8 we present a comparison of the loss and mean squared error $\frac{1}{d}\|e_t\|^2$ with and without the Est- K predictor. The results are obtained by training the ResNet-50 model on the original ImageNet dataset (not the downsampled ImageNet-32 version). Additional experimental details are discussed in Sec. VI. We observe that the loss plots of the experiments that employ prediction are much closer to the baseline momentum-SGD plot. In addition, the prediction yields a reduction of the mean squared error close to two orders of magnitude.

V. CONVERGENCE ANALYSIS

In this section we analyze the convergence of n -worker distributed SGD system that employ error-feedback and use rate-distortion codes for quantization and compression. Referring to Fig. 2 we consider systems without momentum ($\beta = 0$). Noting that we can write

$$e_t^i = u_t^i - \tilde{u}_t^i = (u_t^i + \hat{r}_t^i) - (\tilde{u}_t^i + \hat{r}_t^i) = r_t^i - \tilde{r}_t^i, \quad (8)$$

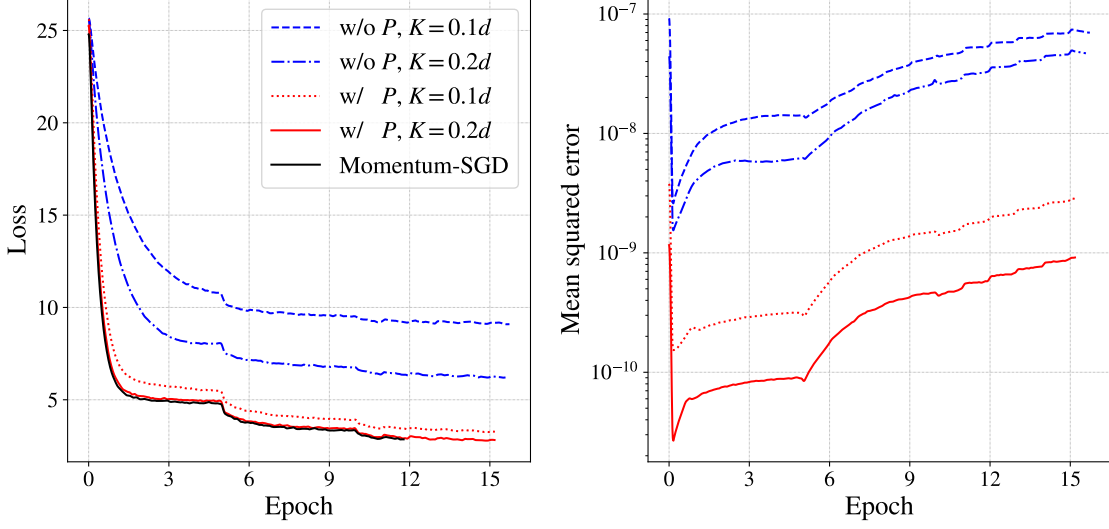


Fig. 8: Results with the ResNet-50 model with and without the Est- K predictor. The momentum parameter β is set to 0.995. The right sub-figure plots $\frac{1}{d}\|e_t\|^2$.

we simplify the update equations in (1) to

$$r_t^i = g_t^i + \frac{\eta_{t-1}}{\eta_t} e_{t-1}^i \quad (9a)$$

$$e_t^i = r_t^i - \tilde{r}_t^i \quad (9b)$$

$$w_{t+1} = w_t - \eta_t \frac{1}{n} \sum_{i \in [n]} \tilde{r}_t^i, \quad (9c)$$

where g_t^i is the stochastic gradient of f at w_t^i computed by worker- i . In summary, we show that the convergence rate of this system is asymptotically the same as that of SGD without compression.

Let ∇_t be the true gradient of f at w_t , i.e., $\nabla_t = \nabla f(w_t)$. We make the following (standard) assumptions. First, $f : \mathbb{R}^d \rightarrow \mathbb{R}$ is everywhere differentiable with L -Lipschitz gradients and $f^* = \min_w f(w)$. Second, $\mathbb{E}[g_t^i | w_t] = \nabla_t$ and $\mathbb{E}[\|g_t^i - \nabla_t\|^2] \leq \sigma^2$. Let the quantizer Q define a rate distortion code that satisfies $\mathbb{E}[\|u_t^i - \tilde{u}_t^i\|^2] \leq D$. The expectation is with respect to randomness of u_t^i , the input to the quantizer. In other words, the mean squared error of the quantizer is bounded. With this assumption, from (8) we have $\mathbb{E}[\|r_t^i - \tilde{r}_t^i\|^2] = \mathbb{E}[\|e_t^i\|^2] \leq D$. Theorem 1 and Corollary 1 summarize our convergence results for this system. Proofs are provided in App. B.

Theorem 1. Let $\xi > 0$, $c = 1 - \frac{1}{2\xi}$ and $\eta_t = \frac{c}{L\sqrt{T}}$. After T iterations, the convergence of the system outlined in (9) is characterized by

$$\mathbb{E} \left[\min_{t=0, \dots, T-1} \|\nabla f(w_t)\|^2 \right] \leq \underbrace{\frac{\frac{2L}{c^2}(f(w_0) - f^*) + \frac{\sigma^2}{n}}{2\sqrt{T} - 1}}_A + \underbrace{\frac{c\xi D}{2T - \sqrt{T}}}_B. \quad (10)$$

In comparison to Theorem 1, the analogous bound to (10) for SGD without compression is

$$\mathbb{E} \left[\min_{t=0, \dots, T-1} \|\nabla f(w_t)\|^2 \right] \leq \frac{2L(f(w_0) - f^*) + \frac{\sigma^2}{n}}{2\sqrt{T} - 1}. \quad (11)$$

For large T , the second term B in (10) vanishes faster than the first term A . However, we cannot make a direct comparison between the first two terms in (10) and (11) when $c^2 \neq 1$ in A . Setting an arbitrarily large value for ξ gives $c^2 \approx 1$, but we pay a corresponding penalty via a large $c\xi$ in B . The solution is to make c converge to 1 asymptotically by carefully choosing a ξ that grows with T . This way $c \rightarrow 1$ and the first term in (10) becomes directly comparable to that of (11). We also want $c\xi$ in B small enough so that B vanishes faster than A . We make such a choice of ξ in the following Corollary 1.

Corollary 1. Let $\xi = T^{1/4}$ in Theorem 1. Then we have

$$\mathbb{E} \left[\min_{t=0, \dots, T-1} \|\nabla f(w_t)\|^2 \right] < \frac{2L(f(w_0) - f^*) + \frac{\sigma^2}{n}}{2\sqrt{T} - 1} + \frac{2L(f(w_0) - f^*) + D}{2T^{3/4} - T^{1/4}} + \mathcal{O}\left(\frac{1}{T}\right). \quad (12)$$

The second and third terms in (12) vanish faster than the first as $T \rightarrow \infty$. Thus, for large T the system in (9) achieves the same convergence rate $\mathcal{O}(1/\sqrt{T})$ as (11) specified for SGD without compression.

VI. DETAILS OF NUMERICAL EXPERIMENTS

The details of the experiments presented in Fig. 3, Fig. 4 and Fig. 7 are as follows. We perform multi-GPU experiments on a master-worker setup with 4 workers by training a wide residual network classifier [24] of depth 28 and width 2 (WRN-28-2). The number of trainable parameters

(i.e., length of d) in this model is close to 1.6 million. Due to the heavy computational needs of training with the original ImageNet dataset, we use the down-sampled ImageNet-32 version of ImageNet [25], in which images are of size 32×32 pixels. All other properties, such as the number of images and the number of classes, are the same as the original ImageNet dataset. The dataset is partitioned into four equal sized training sets which are distributed among the workers. We implement all algorithms using the TensorFlow and Horovod [28] packages. Since the communications component in Horovod is designed for a master-less setup, we simulate a master-worker environment in our implementation. In our experimental setup, a single machine hosts four workers and each worker runs on a dedicated Tesla P100 16GB GPU. In all compression algorithms we use blockwise compression, where the gradients corresponding to tensors, matrices and vectors are compressed and decompressed separately. Training is started with a learning rate of 0.1, and the learning rate is multiplied iteratively by 0.1 at every 8th epoch. We use an ℓ_2 weight regularizer scaled by 10^{-4} . Per worker batch size is 64.

For the results presented in Fig. 8 we train the ResNet-50 model on the original ImageNet dataset (not the downsampled ImageNet-32 version). Per worker batch size is 16, and the ℓ_2 weight regularizer is scaled by 8×10^{-4} . Initial learning rate is set to 0.1, and the learning rate is multiplied iteratively by 0.1 at every 5th epoch. All other aspects of the experiments remain same as those with the WRN-28-2 model.

As we summarize in Sec. I-B, in Fig. 1 we present the average computation time per iteration at a worker. This serves as a measure of the additional computational complexity the workers need to complete due to the use of prediction. Fig. 1 demonstrates that for each quantizer the time per iteration, when using prediction, is only slightly higher than it is when prediction is not used. The computational impact to the master node due to its predictor block P can be assessed as follows. In iteration $t + 1$ the input to P is a vector from iteration t . Therefore, in iteration $t + 1$ the master can compute the output of the predictor while the workers compute the gradients in iteration $t + 1$ and send them to the master. As we observe in Fig. 1, the time increment due to the use of P is significantly smaller than that of gradient computations. Therefore, it is safe to assume that the delay impact to the master node of computations in P will be minimal. We do also note that the proposed Est- K method increases the computational memory requirement. However, this effect is also minimal. For example, all experiments we conducted were able to fit even into a low-end GPU, GTX1060-6GB.

VII. CONCLUSIONS AND FUTURE WORK

In this paper we introduce techniques of gradient quantization and compression that exploit temporal correlations in consecutive update vectors to reduce the communication payload. We focus on the momentum-SGD algorithm, and we use a predictive coding based approach for the exploitation of temporal correlations. In particular, we first consider compression without error-feedback and demonstrate that a simple linear prediction system that exploits the temporal correlations offers significant compression savings. Second, we consider compression with error-feedback. The use of error-feedback allows us to improve the compression ratio without hindering testing performance. We show that the application of the same linear predictor as before is not useful when error-feedback is employed, therefore we develop a new method we term Est- K that again exploits the temporal correlation. Numerical experiments based on the ImageNet dataset show that our algorithms offer significant compression savings compared to schemes that do not make use of temporal correlation.

We design our Est- K predictor to work specifically with the Top- K quantizer. This is because the predictor design becomes simple when the quantizer is Top- K , and in the literature Top- K has been shown empirically to work very well when error-feedback is employed. An interesting next step in this theme of works would be to generalize the design ideas of Est- K to accommodate other types of quantizers (such as Scaled-sign and Top- K -Q) in systems with error-feedback.

In the algorithms we derive do not use very advanced temporal prediction. For example the predictor we employ for systems with error-feedback implements only a constant estimator (time average of momentum between two updates). While our approaches demonstrate that performance improvements result from exploiting temporal correlation, we anticipate that more advanced predictors will perform even better. Of course one would need to balance the additional complexity with improved performance. One possibility is to optimize the predictor jointly with the quantizer [26]. We leave exploration of advanced predictors to future work.

We also provide a convergence analysis of SGD (without momentum) when compression is applied with error-feedback. The literature contains convergence guarantees when the compressors are δ -compressors wherein the compression error is bounded point-wise. In our analysis we focus on schemes that provide error bounds only in expectation. Our analysis can be generalized to include SGD with momentum. We leave this as future work.

ACKNOWLEDGMENT

The authors would like to thank Jason Lam and Zhenhua Hu of Huawei Technologies Canada for technical discussions, and Compute Canada (www.computecanada.ca) for providing computing resources for the experiments.

REFERENCES

- [1] D. Alistarh, D. Grubic, J. Li, R. Tomioka, and M. Vojnovic, “QSGD: Communication-efficient SGD via gradient quantization and encoding,” in *Advances in Neural Inf. Proc. Sys.*, 2017, pp. 1709–1720.
- [2] F. Seide, H. Fu, J. Droppo, G. Li, and D. Yu, “1-bit stochastic gradient descent and application to data-parallel distributed training of speech DNNs,” in *Conf. Int. Speech Comm. Association*, Singapore, Sep 2014.
- [3] Y. Lin, S. Han, H. Mao, Y. Wang, and W. J. Dally, “Deep gradient compression: Reducing the communication bandwidth for distributed training,” in *Int. Conf. Learning Representations*, Vancouver, May 2018.
- [4] J. Devlin, M.-W. Chang, K. Lee, and K. Toutanova, “BERT: Pre-training of deep bidirectional transformers for language understanding,” *arXiv preprint arXiv:1810.04805*, Oct 2018.
- [5] W. Wen, C. Xu, F. Yan, C. Wu, Y. Wang, Y. Chen, and H. Li, “TernGrad: Ternary gradients to reduce communication in distributed deep learning,” in *Advances in Neural Inf. Proc. Sys.*, 2017, pp. 1509–1519.
- [6] J. Bernstein, Y.-X. Wang, K. Azizzadenesheli, and A. Anandkumar, “signSGD: Compressed optimisation for non-convex problems,” in *Int. Conf. Machine Learning*, Stockholm, Jul 2018.
- [7] J. Wu, W. Huang, J. Huang, and T. Zhang, “Error compensated quantized SGD and its applications to large-scale distributed optimization,” *Int. Conf. Machine Learning*, Jun 2018.
- [8] S. P. Karimireddy, Q. Rebjock, S. U. Stich, and M. Jaggi, “Error feedback fixes SignSGD and other gradient compression schemes,” *Int. Conf. Machine Learning*, Jan 2019.
- [9] S. Zheng, Z. Huang, and J. Kwok, “Communication-efficient distributed blockwise momentum SGD with error-feedback,” in *Advances in Neural Inf. Proc. Sys.*, 2019, pp. 11 446–11 456.
- [10] M. Barowsky, A. Mariona, and F. P. Calmon, “Predictive coding for lossless dataset compression,” in *Proc. Int. Conf. Acoust. Speech, Signal Processing*. Toronto: IEEE, Jun 2021.
- [11] T. Wiegand and H. Schwarz, *Source coding: Part I of fundamentals of source and video coding*. Now Publishers Inc, 2011.
- [12] N. Strom, “Scalable distributed DNN training using commodity GPU cloud computing,” in *Conf. Int. Speech Comm. Association*, 2015.
- [13] N. Dryden, T. Moon, S. A. Jacobs, and B. Van Essen, “Communication quantization for data-parallel training of deep neural networks,” in *Workshop on Machine Learning in HPC Environments*. IEEE, 2016.
- [14] A. F. Aji and K. Heafield, “Sparse communication for distributed gradient descent,” *arXiv preprint arXiv:1704.05021*, 2017.
- [15] Y. Lin, S. Han, H. Mao, Y. Wang, and W. J. Dally, “Deep gradient compression: Reducing the communication bandwidth for distributed training,” *arXiv preprint arXiv:1712.01887*, 2017.
- [16] J. Wangni, J. Wang, J. Liu, and T. Zhang, “Gradient sparsification for communication-efficient distributed optimization,” in *Advances in Neural Inf. Proc. Sys.*, Montréal, Dec 2018, pp. 1299–1309.
- [17] S. U. Stich, J.-B. Cordonnier, and M. Jaggi, “Sparsified SGD with memory,” in *Advances in Neural Inf. Proc. Sys.*, Montréal, Dec 2018, pp. 4447–4458.

- [18] H. Wang, S. Sievert, S. Liu, Z. Charles, D. Papailiopoulos, and S. Wright, "ATOMO: Communication-efficient learning via atomic sparsification," in *Advances in Neural Inf. Proc. Sys.*, Montréal, Dec 2018.
- [19] H. Zhang, J. Li, K. Kara, D. Alistarh, J. Liu, and C. Zhang, "ZipML: Training linear models with end-to-end low precision, and a little bit of deep learning," *Int. Conf. Machine Learning*, Jul 2017.
- [20] X. Glorot and Y. Bengio, "Understanding the difficulty of training deep feedforward neural networks," in *Int. Conf. Artificial Intelligence and Stat.*, Sardinia, Italy, Mar 2010.
- [21] S. Shi, X. Chu, K. C. Cheung, and S. See, "Understanding Top-k sparsification in distributed deep learning," *arXiv preprint arXiv:1911.08772*, Nov 2019.
- [22] M. Yu, Z. Lin, K. Narra, S. Li, Y. Li, N. S. Kim, A. Schwing, M. Annavaram, and S. Avestimehr, "Gradiveq: Vector quantization for bandwidth-efficient gradient aggregation in distributed cnn training," in *Advances in Neural Inf. Proc. Sys.*, Montréal, Dec 2018.
- [23] A. V. Oppenheim, J. R. Buck, and R. W. Schafer, *Discrete-time signal processing*. Pearson Education Limited, 2001.
- [24] S. Zagoruyko and N. Komodakis, "Wide residual networks," *arXiv preprint arXiv:1605.07146*, 2016.
- [25] P. Chrabaszcz, I. Loshchilov, and F. Hutter, "A downsampled variant of ImageNet as an alternative to the CIFAR datasets," *arXiv preprint arXiv:1707.08819*, 2017.
- [26] P. C. Chang and R. Gray, "Gradient algorithms for designing predictive vector quantizers," *Proc. Int. Conf. Acoust. Speech, Signal Processing*, vol. 34, no. 4, pp. 679–690, 1986.
- [27] F. Sattler, S. Wiedemann, K.-R. Müller, and W. Samek, "Sparse binary compression: Towards distributed deep learning with minimal communication," in *Int. Joint Conf. Neural Networks*, Budapest, Jul 2019.
- [28] A. Sergeev and M. D. Balso, "Horovod: Fast and easy distributed deep learning in TensorFlow," *arXiv preprint arXiv:1802.05799*, 2018.

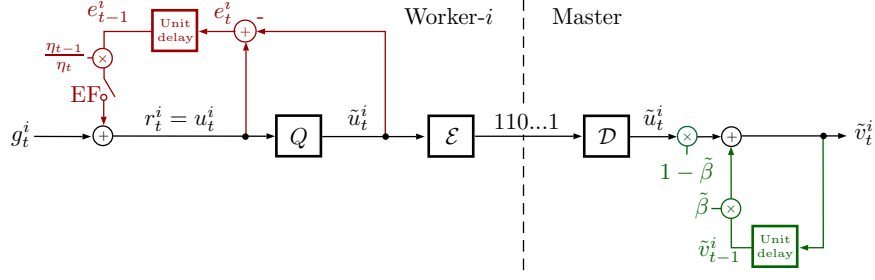


Fig. 9: System diagram for one worker and master. The master computes the momentum vector.

APPENDIX A

REASONING FOR APPLYING MOMENTUM AT WORKERS

In this section we describe why application of momentum by the master, rather than by each worker, is not desirable. Figure 9 presents the signal flow diagram of a system where worker- i computes the stochastic gradient g_t^i , quantizes it (with the possible application of error-feedback) to obtain \tilde{u}_t^i , and then sends to the master the encoded version of \tilde{u}_t^i . Upon receiving \tilde{u}_t^i , the master applies a momentum filter with parameter $\tilde{\beta}$ to obtain the momentum vector \tilde{v}_t^i . In comparison to Fig. 2, we do not include the prediction system in Fig. 9. This helps to keep the explanation simple. Also, in Fig. 9 we use the notation $\tilde{\beta}$ and \tilde{v}_t^i to differentiate the master-based momentum filter from the worker-based momentum filter considered in Fig. 2 that uses notation β and v_t^i . We do note that such differentiation of notation is not strictly necessary for the worker-side parameters r_t^i , u_t^i , \tilde{u}_t^i and e_t^i because the worker-side of system depicted in Fig. 9 can be obtained by setting $\beta = 0$ in Fig. 2.

A. Systems without error-feedback

It is easier first to understand the functioning of the system when the EF switch in Fig. 9 is open, i.e., without error-feedback. Noting that $\tilde{u}_k^i = u_k^i - e_k^i = g_k^i - e_k^i$ we can write

$$\begin{aligned} \tilde{v}_t^i &= \tilde{\beta}\tilde{v}_{t-1}^i + (1 - \tilde{\beta})\tilde{u}_t^i = (1 - \tilde{\beta}) \sum_{k=0}^t \tilde{\beta}^{t-k} \tilde{u}_k^i \\ &= (1 - \tilde{\beta}) \sum_{k=0}^t \tilde{\beta}^{t-k} (g_k^i - e_k^i), \end{aligned}$$

which gives

$$\tilde{v}_t^i = (1 - \tilde{\beta}) \sum_{k=0}^t \tilde{\beta}^{t-k} g_k^i - (1 - \tilde{\beta}) \sum_{k=0}^t \tilde{\beta}^{t-k} e_k^i. \quad (13)$$

Now, compare the momentum vector with compression in (13) with the momentum vector if there were no quantization error. This is equivalent to the worker sending to master g_k^i without compression. We obtain the expression for the momentum without compression by setting e_k^i in (13) to zero as

$$\tilde{v}_t^i = (1 - \tilde{\beta}) \sum_{k=0}^t \tilde{\beta}^{t-k} g_k^i. \quad (14)$$

Note that we would like to keep the momentum vector with compression (i.e., in (13)) as close as possible to the momentum vector without compression (i.e., in (14)). Upon comparing the two equations we observe that the second term in (13) causes error to accumulate in the momentum vector. This keeps (13) away from the desired value in (14). This error accumulation is due to the master's use of a quantized vector \tilde{u}_t^i (that includes quantization error) in the momentum computation.

B. Systems with error-feedback

Now, we consider the system in Fig. 9 when the EF switch is closed, i.e., when error-feedback is used. We assume for simplicity that the step size is constant, i.e., $\eta_{t-1} = \eta_t$. By noting that $\tilde{u}_k^i = r_k^i - e_k^i$ and $r_k^i = g_k^i + e_{k-1}^i$, we get

$$\begin{aligned} \tilde{v}_t^i &= (1 - \tilde{\beta}) \sum_{k=0}^t \tilde{\beta}^{t-k} \tilde{u}_k^i \\ &= (1 - \tilde{\beta}) \sum_{k=0}^t \tilde{\beta}^{t-k} (r_k^i - e_k^i) \\ &= (1 - \tilde{\beta}) \sum_{k=0}^t \tilde{\beta}^{t-k} (g_k^i + e_{k-1}^i - e_k^i) \\ &= (1 - \tilde{\beta}) \sum_{k=0}^t \tilde{\beta}^{t-k} g_k^i + \underbrace{(1 - \tilde{\beta}) \sum_{k=0}^t \tilde{\beta}^{t-k} (e_{k-1}^i - e_k^i)}_J. \end{aligned}$$

Note that we can rewrite J as

$$\begin{aligned} J &= \tilde{\beta}^t e_{-1}^i - e_t^i + \sum_{k=1}^t \tilde{\beta}^{t-k} e_{k-1}^i - \sum_{k=0}^{t-1} \tilde{\beta}^{t-k} e_k^i \\ &= -e_t^i + \sum_{k=0}^{t-1} \tilde{\beta}^{t-k-1} e_k^i - \sum_{k=0}^{t-1} \tilde{\beta}^{t-k} e_k^i \\ &= -e_t^i + (1 - \tilde{\beta}) \sum_{k=0}^{t-1} \tilde{\beta}^{t-k-1} e_k^i. \end{aligned}$$

The second equality follows since $e_{-1}^i = 0$. This gives

$$\begin{aligned}\tilde{v}_t^i &= (1 - \tilde{\beta}) \sum_{k=0}^t \tilde{\beta}^{t-k} g_k^i - (1 - \tilde{\beta}) e_t^i \\ &\quad + (1 - \tilde{\beta})^2 \sum_{k=0}^{t-1} \tilde{\beta}^{t-k-1} e_k^i.\end{aligned}\tag{15}$$

Again, we would like to keep the result in (15) as close as possible to the momentum vector without compression, i.e., the result in (14). The mismatch between (14) and (15) stems from the last two terms in (15). These represent the error accumulation which keeps the momentum vector in (15) away from the desired vector in (14). This again demonstrates that computing momentum at the master is not helpful when quantization is used.

APPENDIX B

PROOFS OF ANALYTICAL RESULTS

A. Proof of Theorem 1

Proof. Instead of analyzing the sequence $\{w_t\}$, we define a new sequence of vectors $\{\tilde{w}_t\}$ as

$$\tilde{w}_{t+1} = w_{t+1} - \eta_t \frac{1}{n} \sum_{i \in [n]} e_t^i.\tag{16}$$

The new sequence satisfies the recurrence relation $\tilde{w}_{t+1} = \tilde{w}_t - \eta_t \frac{1}{n} \sum_{i \in [n]} g_t^i$ which can be verified as follows. Substituting to w_{t+1} and e_t^i in (16) from (9c) and (9b) we obtain

$$\begin{aligned}\tilde{w}_{t+1} &= w_t - \eta_t \frac{1}{n} \sum_{i \in [n]} \tilde{r}_t^i - \eta_t \frac{1}{n} \sum_{i \in [n]} (r_t^i - \tilde{r}_t^i) \\ &= w_t - \eta_t \frac{1}{n} \sum_{i \in [n]} r_t^i,\end{aligned}$$

after which we substitute for r_t^i from (9a) to get

$$\begin{aligned}\tilde{w}_{t+1} &= w_t - \eta_t \frac{1}{n} \sum_{i \in [n]} \left(g_t^i + \frac{\eta_{t-1}}{\eta_t} e_{t-1}^i \right) \\ &= w_t - \eta_{t-1} \frac{1}{n} \sum_{i \in [n]} e_{t-1}^i - \eta_t \frac{1}{n} \sum_{i \in [n]} g_t^i \\ &= \tilde{w}_t - \eta_t \frac{1}{n} \sum_{i \in [n]} g_t^i.\end{aligned}$$

Recall that in Sec. V we define ∇_t to be the true gradient of f at w_t , i.e., $\nabla_t = \nabla f(w_t)$. Similarly, let $\tilde{\nabla}_t$ be the gradient of f at \tilde{w}_t , i.e., $\tilde{\nabla}_t = \nabla f(\tilde{w}_t)$. From the Lipschitz assumption on f we have

$$\begin{aligned} f(\tilde{w}_{t+1}) &\leq f(\tilde{w}_t) + \langle \tilde{\nabla}_t, \tilde{w}_{t+1} - \tilde{w}_t \rangle + \frac{L}{2} \|\tilde{w}_{t+1} - \tilde{w}_t\|^2 \\ &= f(\tilde{w}_t) - \eta_t \left\langle \tilde{\nabla}_t, \frac{1}{n} \sum_{i \in [n]} g_t^i \right\rangle + \frac{L}{2} \eta_t^2 \left\| \frac{1}{n} \sum_{i \in [n]} g_t^i \right\|^2. \end{aligned} \quad (17)$$

Let $H = \mathbb{E}[f(\tilde{w}_{t+1}) - f(\tilde{w}_t)]$. Taking expectation and rearranging (17) yields

$$\begin{aligned} H &\leq -\eta_t \mathbb{E} \left[\left\langle \tilde{\nabla}_t, \frac{1}{n} \sum_{i \in [n]} g_t^i \right\rangle \right] + \frac{L}{2} \eta_t^2 \mathbb{E} \left[\left\| \frac{1}{n} \sum_{i \in [n]} g_t^i \right\|^2 \right] \\ &= -\eta_t \underbrace{\mathbb{E} \left[\left\langle \tilde{\nabla}_t - \nabla_t, \frac{1}{n} \sum_{i \in [n]} g_t^i \right\rangle \right]}_{H_1} + \frac{L}{2} \eta_t^2 \underbrace{\mathbb{E} \left[\left\| \frac{1}{n} \sum_{i \in [n]} g_t^i \right\|^2 \right]}_{H_2} \\ &\quad - \eta_t \underbrace{\mathbb{E} \left[\left\langle \nabla_t, \frac{1}{n} \sum_{i \in [n]} g_t^i \right\rangle \right]}_{H_3}. \end{aligned} \quad (18)$$

Next we bound each term in (18). For H_2 in (18) we have

$$H_2 \leq \mathbb{E}[\|\nabla_t\|^2] + \frac{\sigma^2}{n}, \quad (19)$$

and for H_3 in (18) we get

$$H_3 = \mathbb{E} \left[\left\langle \nabla_t, \mathbb{E} \left[\frac{1}{n} \sum_{i \in [n]} g_t^i \middle| w_t \right] \right\rangle \right] = \mathbb{E}[\|\nabla_t\|^2].$$

We next bound $-H_1$ (with the negative sign) in (18) as follows. First, note that for two given vectors u, v and for any $\xi > 0$ we have $0 \leq \|\sqrt{\xi}u - \frac{1}{\sqrt{\xi}}v\|^2$, which implies $2\langle u, v \rangle \leq \xi\|u\|^2 + \frac{1}{\xi}\|v\|^2$. This result is known as the Young's inequality for products (with exponent 2), or as the

Peter–Paul inequality. For $-H_1$ in (18) we obtain

$$\begin{aligned}
-H_1 &\leq \frac{\xi}{2} \mathbb{E}[\|\tilde{\nabla}_t - \nabla_t\|^2] + \frac{1}{2\xi} \mathbb{E} \left[\left\| \frac{1}{n} \sum_{i \in [n]} g_t^i \right\|^2 \right] \\
&\leq \frac{\xi}{2} L^2 \mathbb{E}[\|\tilde{w}_t - w_t\|^2] + \frac{1}{2\xi} \mathbb{E}[\|\nabla_t\|^2] + \frac{1}{2\xi} \frac{\sigma^2}{n} \\
&= \frac{\xi}{2} L^2 \mathbb{E} \left[\left\| \frac{\eta_{t-1}}{n} \sum_{i \in [n]} e_{t-1}^i \right\|^2 \right] + \frac{1}{2\xi} \mathbb{E}[\|\nabla_t\|^2] + \frac{1}{2\xi} \frac{\sigma^2}{n} \\
&\leq \frac{\xi}{2} L^2 \eta_{t-1}^2 D + \frac{1}{2\xi} \mathbb{E}[\|\nabla_t\|^2] + \frac{1}{2\xi} \frac{\sigma^2}{n}. \tag{20}
\end{aligned}$$

The first inequality is Young’s inequality, the second inequality is due to the Lipschitz assumption on f and (19), the equality is from (16), and the last inequality is obtained as follows. For all t We have

$$\begin{aligned}
\left\| \frac{1}{n} \sum_{i \in [n]} e_t^i \right\|^2 &\leq \frac{1}{n^2} \sum_{i,j} \|e_t^i\| \|e_t^j\| = \left(\frac{1}{n} \sum_{i \in [n]} \|e_t^i\| \right)^2 \\
&\leq \frac{1}{n} \sum_{i \in [n]} \|e_t^i\|^2.
\end{aligned}$$

The two inequalities are followed by applying Cauchy–Schwarz and Jensen’s inequality. Taking expectation and asserting the distortion upper bound yields

$$\mathbb{E} \left[\left\| \frac{1}{n} \sum_{i \in [n]} e_t^i \right\|^2 \right] \leq \frac{1}{n} \sum_{i \in [n]} \mathbb{E}[\|e_t^i\|^2] \leq \frac{1}{n} \sum_{i \in [n]} D = D$$

which gives (20).

Substituting in all the bounds for the terms on the right hand side of (18) gives

$$\begin{aligned}
H &\leq \eta_t \left(\frac{\xi}{2} L^2 \eta_{t-1}^2 D + \frac{1}{2\xi} \mathbb{E}[\|\nabla_t\|^2] + \frac{1}{2\xi} \frac{\sigma^2}{n} \right) \\
&\quad - \eta_t \mathbb{E}[\|\nabla_t\|^2] + \frac{L}{2} \eta_t^2 \left(\mathbb{E}[\|\nabla_t\|^2] + \frac{\sigma^2}{n} \right) \\
&= -\eta_t \left(1 - \frac{L\eta_t}{2} - \frac{1}{2\xi} \right) \mathbb{E}[\|\nabla_t\|^2] \\
&\quad + \frac{L}{2} \eta_t^2 \frac{\sigma^2}{n} + \eta_t \eta_{t-1}^2 \frac{\xi}{2} L^2 D, \tag{21}
\end{aligned}$$

where $H = \mathbb{E}[f(\tilde{w}_{t+1}) - f(\tilde{w}_t)]$. For now we keep ξ as a free variable. Later we will choose the specific value of ξ that will result in the tightest bound. Let $c = 1 - \frac{1}{2\xi}$. Taking the telescoping sum of (21) from $t = 0$ to $t = T - 1$ and rearranging gives

$$\begin{aligned} \sum_{t=0}^{T-1} \eta_t \left(c - \frac{L}{2} \eta_t \right) \mathbb{E}[\|\nabla_t\|^2] &\leq f(w_0) - f^* + \frac{L}{2} \frac{\sigma^2}{n} \sum_{t=0}^{T-1} \eta_t^2 \\ &\quad + \frac{\xi}{2} L^2 D \sum_{t=0}^{T-1} \eta_t \eta_{t-1}^2, \end{aligned}$$

where we have asserted that $\tilde{w}_0 = w_0$ and that $\mathbb{E}[f(\tilde{w}_T)] \geq f^*$. By noting that the term

$$\left[\min_{t=0, \dots, T-1} \mathbb{E}[\|\nabla_t\|^2] \right] \sum_{t=0}^{T-1} \eta_t \left(c - \frac{L}{2} \eta_t \right)$$

is less than or equal to

$$\sum_{t=0}^{T-1} \eta_t \left(c - \frac{L}{2} \eta_t \right) \mathbb{E}[\|\nabla_t\|^2],$$

and noting that $\mathbb{E}[\min_t Z_t] \leq \min_t \mathbb{E}[Z_t]$ for any finite set of (possibly dependent) random variables $\{Z_t\}$, when $c - \frac{L}{2} \eta_t > 0$ and $J = \mathbb{E}[\min_{t=0, \dots, T-1} \|\nabla_t\|^2]$ we obtain

$$J \leq \frac{f(w_0) - f^* + \frac{\xi}{2} L^2 D \sum_{t=0}^{T-1} \eta_t \eta_{t-1}^2 + \frac{L}{2} \frac{\sigma^2}{n} \sum_{t=0}^{T-1} \eta_t^2}{\sum_{t=0}^{T-1} \eta_t \left(c - \frac{L}{2} \eta_t \right)}.$$

Now we are ready to make an appropriate choice for η_t that satisfies $c - \frac{L}{2} \eta_t > 0$. Note the last two terms in the numerator that include the step sizes raised to the third and second powers, respectively. For a diminishing step size we expect the former to vanish more quickly than the latter. To this end we pick $\eta_t = \frac{c}{L\sqrt{T}}$ to obtain

$$\begin{aligned} J &\leq \frac{f(w_0) - f^* + \frac{\xi}{2} L^2 D \frac{Tc^3}{L^3 T^{3/2}} + \frac{L}{2} \frac{\sigma^2}{n} \frac{Tc^2}{L^2 T}}{T \frac{c}{L\sqrt{T}} \left(c - \frac{c}{2\sqrt{T}} \right)} \\ &= \frac{2L(f(w_0) - f^*) + \xi D \frac{c^3}{\sqrt{T}} + c^2 \frac{\sigma^2}{n}}{c^2 (2\sqrt{T} - 1)}. \end{aligned}$$

Rearranging terms gives (10) which concludes the proof of Theorem 1. \square

B. Proof of Corollary 1

Proof. Let $\xi = T^s$ for some $s > 0$. Our choice of s should satisfy two requirements. It should make $c \rightarrow 1$ in the first term A in (10), and should make the second term $B \rightarrow 0$ faster than A . We solve for s by expanding $\frac{1}{c^2}$ in (10). We take the following approach to expand $\frac{1}{c^2}$. For $z \in \mathbb{R}$ and any positive integer r , from the negative binomial series we have

$$(1 - z)^{-r} = \sum_{p=0}^{\infty} \binom{r + p - 1}{p} z^p.$$

For $r = 2$ and $|z| < 1$ we write

$$(1 - z)^{-2} = 1 + 2z + 3z^2 + 4z^3 + \dots < 1 + 2z + \mathcal{O}(z^2).$$

Since $\frac{1}{2\xi} = \frac{1}{2T^s} < 1$, we can write

$$\begin{aligned} \frac{1}{c^2} &= \left(1 - \frac{1}{2\xi}\right)^{-2} < 1 + \xi^{-1} + \mathcal{O}(\xi^{-2}) \\ &= 1 + T^{-s} + \mathcal{O}(T^{-2s}). \end{aligned}$$

For the term B in (10) we have $c\xi = \xi - \frac{1}{2}$. Substituting the bound for $\frac{1}{c^2}$ in (10) and rearranging terms gives

$$\begin{aligned} J &< \frac{2L(f(w_0) - f^*) + \frac{\sigma^2}{n}}{2\sqrt{T} - 1} \\ &\quad + (T^{-s} + \mathcal{O}(T^{-2s})) \frac{2L(f(w_0) - f^*)}{2\sqrt{T} - 1} \\ &\quad + \left(T^s - \frac{1}{2}\right) \frac{D}{2T - \sqrt{T}} \\ &< \frac{2L(f(w_0) - f^*) + \frac{\sigma^2}{n}}{2\sqrt{T} - 1} \\ &\quad + \mathcal{O}\left(T^{-s-\frac{1}{2}}\right) + \mathcal{O}\left(T^{-2s-\frac{1}{2}}\right) \\ &\quad + \mathcal{O}(T^{s-1}) + \mathcal{O}(T^{-1}), \end{aligned} \tag{22}$$

where $J = \mathbb{E}[\min_{t=0, \dots, T-1} \|\nabla_t\|^2]$. We would like to pick an s that makes all terms in \mathcal{O} notation go to zero at the same asymptotic rate. The $\mathcal{O}(T^{s-1})$ term requires $s < 1$. For $0 < s < 1$, $\mathcal{O}(T^{s-1})$ and $\mathcal{O}\left(T^{-s-\frac{1}{2}}\right)$ converge to zero most slowly and therefore they determine s . Setting $s - 1 = -s - \frac{1}{2}$ gives $s = \frac{1}{4}$. Substituting this choice for s in (22) gives

$$\begin{aligned} J &< \frac{2L(f(w_0) - f^*) + \frac{\sigma^2}{n}}{2\sqrt{T} - 1} + \mathcal{O}\left(\frac{1}{T}\right) \\ &\quad + \frac{2L(f(w_0) - f^*) + D}{2T^{3/4} - T^{1/4}} - \frac{\frac{1}{2}D}{2T - \sqrt{T}}. \end{aligned}$$

Combining the second two terms in the two lines yields (12), concluding the proof of Corollary 1. \square