

MINIMUM DEGREE CONDITIONS FOR CONTAINING AN r -REGULAR r -CONNECTED SUBGRAPH

MAX HAHN-KLIMROTH, OLAF PARCZYK, AND YURY PERSON

ABSTRACT. We study optimal minimum degree conditions when an n -vertex graph G contains an r -regular r -connected subgraph. We prove for r fixed and n large the condition to be $\delta(G) \geq \frac{n+r-2}{2}$ when $nr \equiv 0 \pmod{2}$. This answers a question of M. Kriesell.

§1. INTRODUCTION

A typical question in extremal graph theory is to determine (asymptotically) optimal minimum degree conditions for a graph G on n vertices to contain a given copy of some spanning graph. The classical theorem of Dirac [1] asserts the optimal minimum degree condition to contain a Hamilton cycle to be $\frac{n}{2}$. There are numerous generalisations of this result to higher connected cycles (powers of Hamilton cycles) [2], which in turn generalise the theorems of Corradi and Hajnal [3] and Hajnal and Szemerédi [4] about clique factors in graphs. The most comprehensive result which asymptotically subsumes all of the mentioned results is the bandwidth theorem of Böttcher, Schacht and Taraz [5]. This theorem provides a sufficient condition, which asymptotically depends only on the chromatic number of a bounded degree graph with sublinear bandwidth to be contained in a given dense graph. We also refer to the excellent survey [6] by Kühn and Osthus for more results.

The present work is motivated by a question of Matthias Kriesell [7] about optimal minimum degree condition sufficient to assert the existence of a 4-regular 4-connected spanning subgraph. This question in turn was motivated by the work of Bang-Jensen and Kriesell on good acyclic orientations of 4-regular 4-connected graphs [8].

We answer Kriesell's question by proving the following general result about r -connected r -regular subgraphs of G .

Theorem 1. *For any $r \geq 2$ there exists an n_0 such that any n -vertex graph G with minimum degree $\delta(G) \geq \frac{n+r-2}{2}$, $n \geq n_0$, and $nr \equiv 0 \pmod{2}$ contains a spanning r -regular r -connected subgraph.*

Note that for $r \geq 2$ an n -vertex graph G with minimum degree $\delta(G) \geq \frac{n+r-2}{2}$ always is r -connected, whereas one can easily come up with examples certifying the optimality of

Date: 2021/11/17, 6:53am.

MHK is supported by DFG grant CO 646/5.

OP is supported by DFG grant PA 3513/1-1.

YP is supported by the Carl Zeiss Foundation and by DFG grant PE 2299/3-1.

this result (e.g. two $K_{(n+r)/2}$'s sharing r vertices). The theorem above asserts that there are minimal r -connected subgraphs of G which are in fact r -regular. Observe that for $r = 2$ this follows immediately from Dirac's theorem [1] with $n_0 = 3$, as a Hamilton cycle is 2-regular and 2-connected. Owing to the use of the regularity lemma the n_0 given by Theorem 1 will be very large.

In the following we briefly introduce some notation and discuss possible candidates for r -regular r -connected subgraphs that will be found in G by Theorem 1. The t -blow-up of a graph F is obtained by replacing every vertex by t vertices and every edge by a complete bipartite graph $K_{t,t}$. Let C_n be the cycle on n vertices and P_n the n -vertex path. We denote by $C_n(t)$ and $P_n(t)$ the t -blow-up of C_n and P_n , respectively. We use a similar definition for odd values of t . We denote by $C_n(t - \frac{1}{2})$ the t -blow-up of C_n for n even, where every other edge only gets a $K_{t,t}$ minus a perfect matching. Similarly, $P_n(t - \frac{1}{2})$ is the t -blow-up of the n -vertex path, where every other edge (starting with the first) only gets a $K_{t,t}$ minus a perfect matching. We also call these the $(t - \frac{1}{2})$ -blow-ups. Note that $C_n(t)$ is $2t$ -regular and $C_n(t - \frac{1}{2})$ is $(2t - 1)$ -regular.

In most cases in our proof of Theorem 1 we will be able to find a spanning copy of an $\frac{r}{2}$ -blow-up of a cycle, while allowing other structures with all but a small fraction of vertices in $\frac{r}{2}$ -blow-ups of paths (see Section 3.4 for more details). However, when n is even and not divisible by 4, the graph G obtained by taking the disjoint union of two cliques $K_{n/2-2}$ and adding four additional vertices that are connected to all previous $n - 4$ vertices cannot contain a copy of $C_n(4)$. Finally, observe, that the bandwidth theorem [5] guarantees the asymptotically best minimum degree condition $\frac{n}{2} + o(n)$. Thus, Theorem 1 improves this asymptotic bound to the exact one.

Beyond these blow-ups it would be interesting to study the minimum degree threshold for other spanning structures that can be obtained by identifying vertices or edges of copies of a small graph on a cycle. In particular, when the small graph is not bipartite, this threshold can depend on its chromatic number or critical chromatic number similarly as when taking disjoint copies (see [6]).

1.1. Organisation of the paper. The paper is structured as follows. In Section 2 we collect the essential tools (regularity and blow-up lemmas), while Section 3 provides a proof overview, which consists of three cases (extremal case I, extremal case II and non-extremal case). These cases are dealt with in the subsequent Sections 4, 5 and 6.

§2. TOOLS AND NOTATION

For standard graph theoretic definitions we refer to Bollobás [9]. The main tools are Szemerédi's regularity lemma [10] and the blow-up lemma by Komlós, Sárközy, and Szemerédi [11]. For this let $G = (V, E)$ be a graph. For any two sets $A, B \subseteq V$ we denote by $e_G(A, B)$ the number of edges of G with one endpoint in A and one in B . Then the density $d(A, B)$ between these sets is $\frac{e_G(A, B)}{|A||B|}$.

Definition 2. The pair (A, B) is ε -regular if for all $X \subseteq A$, $Y \subseteq B$ with $|X| \geq \varepsilon|A|$, $|Y| \geq \varepsilon|B|$ we have $|d(X, Y) - d(A, B)| \leq \varepsilon$.

The following lemma guarantees that (not too small) induced subgraphs of ε -regular pairs are still regular (although with a slightly worse parameter).

Lemma 3 (Slicing lemma). *Let (A, B) be an ε -regular pair with $d(A, B) = d$, let $\frac{1}{2} \geq \gamma > \varepsilon$, and $A' \subseteq A$ and $B' \subseteq B$ be of size $|A'| \geq \gamma|A|$ and $|B'| \geq \gamma|B|$. Then (A', B') is 2ε -regular pair with $d(A', B') \geq d'$, where $|d - d'| \leq \varepsilon$. \square*

When working with the regular pairs, one often needs a somewhat stronger concept of super-regularity.

Definition 4. The pair (A, B) is an (ε, δ) -super-regular pair if it is ε -regular and $\deg(a, B) \geq \delta|B|$, $\deg(b, A) \geq \delta|A|$ for all $a \in A$, $b \in B$.

The next lemma asserts that there every ε -regular pair contains an almost spanning super-regular pair.

Lemma 5. *Let (A, B) be an ε -regular pair with $d(A, B) = d$. Then there exists $A' \subseteq A$ and $B' \subseteq B$ with $|A'| \geq (1 - \varepsilon)|A|$ and $|B'| \geq (1 - \varepsilon)|B|$ such that (A', B') is a $(2\varepsilon, d - 3\varepsilon)$ -super-regular pair. \square*

We will use the following degree form of the regularity lemma by Komlós and Simonovits [12].

Lemma 6 (Regularity lemma, degree version). *For every $\varepsilon > 0$ there exists an integer M such that for any graph G and $d \in [0, 1]$ there is a partition of $V(G)$ into $\ell + 1 \leq M$ clusters V_0, \dots, V_ℓ and a subgraph G' of G such that*

- (P1) $|V_0| \leq \varepsilon|V(G)|$ and $|V_i| = L \leq \varepsilon|V(G)|$ for all $1 \leq i \leq \ell$.
- (P2) $\deg_{G'}(v) \geq \deg_G(v) - (d + \varepsilon)|V|$ for all $v \in V$.
- (P3) For $1 \leq i \leq \ell$ the set V_i is independent in G' .
- (P4) For $1 \leq i < j \leq \ell$ the pair (V_i, V_j) is ε -regular in G' and has density 0 or d .

The blow-up lemma allows us to embed spanning subgraphs with bounded degree. We will use the following special case deduced from [11, Remark 13].

Lemma 7 (Bipartite blow-up lemma). *For each $d, c > 0$ and integer Δ there exist $\varepsilon > 0$, $\alpha > 0$ and integer n_0 such that the following holds for any $n \geq n_0$. Let H be a bipartite graphs on classes A and B with $|A| = |B| = n$ such that (A, B) is a (ε, d) -super-regular pair and let G be a bipartite graph on classes X and Y with $|X| = |Y| = n$ that has maximum degree bounded by Δ . Moreover, for any $X' \subseteq X$ and $Y' \subseteq Y$ with $|X'|, |Y'| \leq \varepsilon n$ let $A_x \subseteq A$ and $B_y \subseteq B$ for each $x \in X'$ and $y \in Y'$ with $|A_x|, |B_y| \geq cn$. Then there exists an embedding of G into H such that all $x \in X'$ and $y \in Y'$ are embedded into A_x and B_y , respectively.*

We remark that in our application X' and Y' will be of constant size and all A_x and all B_y will be the same.

§3. PROOF OVERVIEW

The proof of Theorem 1 will be split into three cases. We now explain this case distinction and then give an overview of the proof for each of these cases. Let G be a graph with minimum degree $\frac{n+r-2}{2}$. For $\alpha > 0$ we call G α -*extremal* if there are two sets $A, B \subseteq V(G)$ of size $(\frac{1}{2} - \alpha)n \leq |A|, |B| \leq \frac{n}{2}$ such that $d(A, B) < \alpha$. With the help of the regularity lemma we will cover the case that G is not α -extremal for any $\frac{1}{32} > \alpha > 0$ in Section 6.

So we can assume that G is α -extremal for some $\alpha > 0$. Using the minimum degree condition in G it is easy to see that the sets A and B have to be almost disjoint or almost the same. This implies that G contains a large set that is 'almost' independent or it is 'close' to the disjoint union of two cliques $K_{n/2}$. More precisely, there exists $\alpha' > 0$ such that one of the following holds: Either, there are two disjoint sets $A, B \subseteq V(G)$ with $(\frac{1}{2} - \alpha')n \leq |A|, |B| \leq (\frac{1}{2} + \alpha')n$ such that $G[A]$ and $G[B]$ have minimum degree $(\frac{1}{2} - 3\alpha')n$ and every vertex outside of $A \cup B$ has degree at least $\alpha'n$ into A and B – this will be the first extremal case treated in Section 4. Or, there is one set $A \subseteq V(G)$ with $(\frac{1}{2} - \alpha')n \leq |A| \leq (\frac{1}{2} + \alpha')n$ is such that any vertex in A has degree at least $(\frac{1}{2} - 3\alpha')n$ into $V(G) \setminus A$ and every vertex outside of A has degree at least $3\alpha'n$ into A – this is the second extremal case treated in Section 5.

Therefore, when choosing $0 < \alpha < \frac{1}{32}$ sufficiently small for both extremal cases and the remaining cases will be 'non-extremal'. This implies Theorem 1. In the remainder of this section we sketch the argument for each of the three cases and afterwards explain why our constructions are indeed r -connected.

3.1. Non-Extremal Case. We would like to find a spanning copy of $C_k(\frac{r}{2})$ in G , but an obvious necessary condition for this is that $v(G) \equiv 0 \pmod{2\lceil\frac{r}{2}\rceil}$. If this condition is satisfied, we will succeed, and, otherwise, find a slightly locally modified version. For the proof we will have constants

$$\varepsilon \ll \nu \ll d \ll \beta \ll \alpha < \frac{1}{32}$$

and $s = \lceil\frac{r}{2}\rceil$. We follow similar arguments as in [13], which can be summarised by the following procedure:

Step 1 Apply regularity lemma (Lemma 6) with ε and d to obtain a regular partition of G .

Step 2 Find ℓ ε -regular pairs (X_i, Y_i) covering all but a small set V_0 with $|V_0| \leq 20dn$.

Step 3 For $i = 1, \dots, \ell$ connect Y_i to X_{i+1} with the $\frac{r}{2}$ -blow-up of a path that we denote by P_i .

Step 4 For $i = 1, \dots, \ell$ turn (X_i, Y_i) into an $(\varepsilon, d - \varepsilon)$ -super-regular pair with $|X_i| = |Y_i|$, slightly increasing V_0 to $|V_0| \leq 23dn$.

Step 5 Repeatedly take νn vertices from V_0 and append them to the paths P_i .

Step 6 For $i = 1, \dots, \ell$ use blow-up lemma (Lemma 7) to find a spanning copy of an $\frac{r}{2}$ -blow-up of a path in (X_i, Y_i) connecting P_{i-1} with P_i .

The index $\ell + 1$ corresponds to 1. **Step 1** is natural and for **Step 2** it is enough to find a large matching in a graph with minimum degree close to $\frac{n}{2}$. During the performance of **Step 5** the degree of some vertices might get too small. In this case we add them to a set Q that we take care of before the next round. This terminates as in every execution there are at most $3\varepsilon n \ll \nu n$ vertices added to Q . Apart from this **Step 5** is very similar to **Step 3**, which we now sketch with more details.

Let X, Y be the clusters that we want to connect with the $\frac{r}{2}$ -blow-up of a path P . If there is a cluster Z such that (X, Z) and (Z, Y) are ε -regular pairs with density at least d then we can easily find this path. Otherwise, let A be the union of all clusters Z such that (X, Z) is an ε -regular pair with density at least d and B the union of all clusters Z for (Y, Z) analogously. By the minimum degree property in the cluster graph we get $|A|, |B| \geq (\frac{1}{2} - \alpha)n$. As G is not α -extremal we have $d(A, B) > \alpha$. Therefore, there exist two clusters $Z_1 \in A$ and $Z_2 \in B$ with $d(Z_1, Z_2) \geq \alpha$ and then (X, Z_1) , (Z_1, Z_2) , and (Z_2, Y) are ε -regular pairs with density at least d . Then it is again easy to find the path that we are interested in by following these three regular pairs.

We have to ensure that the end vertices of the paths always have high degree into the other cluster of the respective super-regular pair, because we want to connect them later and keep them through **Step 4**. Furthermore, we have to ensure that in **Step 5** the sizes of the $(\varepsilon, d - \varepsilon)$ -super-regular pairs remain balanced. We will give the details in Section 6.

3.2. Extremal Case I. In this extremal case we will not use the regularity lemma, but the blow-up lemma will be helpful. Recall that in this case G is ‘close’ to the union of two disjoint cliques of size roughly $\frac{n}{2}$ on vertex sets A and B . The main challenge is to find a bridge that connects both these cliques. It is then easy to find the desired structure using the high degrees.

Step 1 In the case when r is even the bridge will be a matching of size r between A and B such that the end-vertices are well connected on their side. The odd case is a little more delicate and we will find a matching of size $r + 1$ or r depending on the size of $V(G) \setminus (A \cup B)$ and the parity of A and B .

Step 2 Absorb all vertices that do not belong to A or B by extending both ends of the path. We can ensure that the left-over on each side has size divisible by $2r$.

Step 3 It is easy to see that the left-over on both sides can be split into a super-regular pair and that we can cover both with the $\frac{r}{2}$ -blow-up of a path using Lemma 7.

If we take care of the end-tuples between each of the steps this gives an r -regular r -connected path-structure covering G . In Section 4 we will give the details of the even and odd case separately.

3.3. Extremal Case II. Again, we will not use the regularity lemma in this part, but the blow-up lemma will still be helpful. We can assume that we have a partition of $V(G)$ into A and B of size $(\frac{1}{2} \pm \alpha)n$ such that between these sets we have minimum degree αn and all but at most αn vertices from A (or B) have degree $|B| - \alpha n$ (or $|A| - \alpha n$) into B (or A). W.l.o.g. assume that $|A| + m = \frac{1}{2}n = |B| - m$, where $0 \leq m \leq \alpha n$. Note that in $G[B]$ we have minimum degree at least $m + \frac{r-2}{2}$. Let $s = \lceil \frac{r}{2} \rceil$.

Step 1 If $\Delta(G[B]) \leq 2r\alpha n$ find m copies of $K_{1,s}$, such that all vertices are well connected to the other side. Otherwise, separate the vertices with higher degrees, then find copies of $K_{1,s}$, and afterwards find additional copies of $K_{1,r}$, such that the leaves are well connected.

Step 2 Absorb these copies of $K_{1,s}$ and $K_{1,r}$ into an r -regular path-structure and then connect these together into one longer path-structure. After removing the path that we constructed we are left with sets $A_1 \subseteq A$ and $B_1 \subseteq B$ with $|A_1| = |B_1|$.

Step 3 Absorb all vertices that do not have large degree to the other side into the path by alternating between both sides. After removing these vertices we are left with sets $A_2 \subseteq A_1$ and $B_2 \subseteq B_1$ with $|A_2| = |B_2|$ and the property that all vertices have large degree to the other side.

Step 4 It is easy to see that (A_2, B_2) is a super-regular pair and that we can cover it with the $\frac{r}{2}$ -blow-up of a path using Lemma 7.

If we take care of the end-tuples between each of the steps this gives an r -regular r -connected path-structure covering G . For the first step we use the following.

Lemma 8. *For any integer s there exists $\alpha > 0$ such that the following holds. Let G be an n vertex graph with maximum degree $\Delta(G) \leq 4s\alpha n$ and minimum degree $\delta(G) \geq m + s - 1$, where $1 \leq m \leq \alpha n$. Then there are $2m$ pairwise disjoint copies of $K_{1,s}$ in G .*

The proof of this lemma and the second extremal case will be given in Section 5.

3.4. Constructions. First recall that the $\frac{r}{2}$ -blow-up of a cycle is r -regular and also r -connected. It will not always be possible to construct this, but it will be the basic building block. We might need to absorb some exceptional vertices, for example, when n is not divisible by r . In the case when r is even we then remove a perfect matching from one $K_{s,s}$ and add one vertex that is connected to all $2s = r$ vertices that just lost one neighbour (c.f. Figures 2, 5, and 10). The resulting graph is still r -connected, because we can not disconnect this part of the cycle by removing less than $\frac{r}{2}$ vertices. A similar construction will be used in the case when r is odd (c.f. Figures 4, 5 and 11) that also preserves r -connectivity. Apart from this, we also have to connect to $\frac{r}{2}$ -blow-ups of cycles by using at most r edges between them (c.f. Step **Step 1** of Section 3.2). We will only

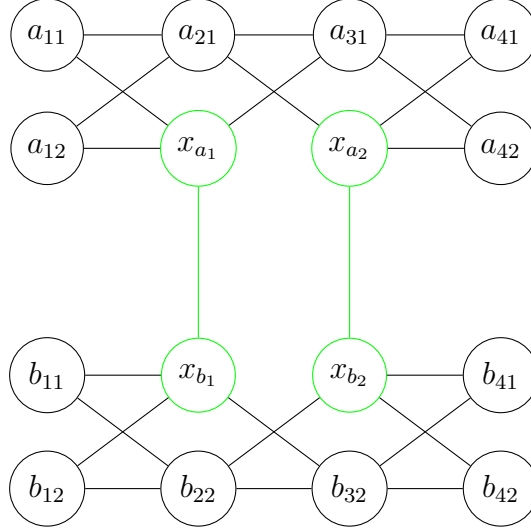


FIGURE 1. Bridge between the sets A and B in the special case $r = 4$.

need to take care of a small linear fraction of the vertices from G and, therefore, almost all vertices are in the $\frac{r}{2}$ -blow-up of a path.

§4. EXTREMAL CASE I

In this section we deal with the first extremal case. We will not use the regularity lemma in this part, but the blow-up lemma will still be helpful.

Proof of Extremal Case I. Let $r \geq 3$ be an integer, let $\varepsilon > 0$ be given by Lemma 7 on input $\frac{1}{2}$, $\frac{1}{2}$, and r and let $0 < \alpha \leq \varepsilon(1000r^2)^{-1}$. Let G be an n -vertex graph with $\delta(G) \geq \frac{n+r-2}{2}$ and let $A, B \subseteq V(G)$ with $(\frac{1}{2} - \alpha)n \leq |A|, |B| \leq (\frac{1}{2} + \alpha)n$ such that $G[A]$ and $G[B]$ have minimum degree $(\frac{1}{2} - 3\alpha)n$ and every vertex in $C = V(G) \setminus (A \cup B)$ has degree at least αn into A and B . Our goal is to find an r -regular, r -connected spanning subgraph in G provided that n is large enough.

4.1. The even case. Assume that r is even. We begin by constructing $\frac{r}{2}$ bridges of size 2 between A and B (**Step 1** of Section 3.2). A visualisation can be found in Figure 1.

Claim 9. *Suppose $\delta(G) \geq \frac{n+r-2}{2}$ and $|A| \leq |B|$. There is a matching $(x_{a_1}x_{b_1}, \dots, x_{a_r}x_{b_r})$ such that $|N(x_{a_i}) \cap A| \geq \frac{n}{5}$ and $|N(x_{b_j}) \cap B| \geq \frac{n}{5}$ for all $i, j \leq r$.*

Proof. In order to construct the matching, it suffices to find r edges from A to $V \setminus A$. Indeed, suppose we find the r edges a_1c_1, \dots, a_rc_r . If $c_i \in B$, we take this edge. If $c_i \in V \setminus (A \cup B)$, c_i has either $\frac{n}{5}$ edges into B (in this case, take edge a_ic_i), or it has $\frac{n}{5}$ edges into A . Let i_1, \dots, i_l be the indices such that c_{i_j} does not have $\frac{n}{5}$ edges into B . By definition of α -extremity, each c_{i_j} has αn neighbors in B . Select b_{i_1}, \dots, b_{i_l} s.t. $b_{i_j} \in N(c_{i_j}) \cap B$ and $b_{i_j} \neq b_{i_k}$ for all $j \neq k$ (and being disjoint from those $c_i \in B$ (this is clearly possible)). We add edges $b_{i_j}c_{i_j}$ to the matching.

It remains to show that these edges exist. First, suppose that n is even. If $|A| \leq \frac{n-r}{2}$, the minimum degree of $\frac{n+r-2}{2}$ guarantees that each vertex of A needs to find at least $\frac{n+r-2}{2} - (\frac{n-r}{2} - 1) = r$ neighbors outside of A , hence the assertion follows. Suppose $|A| = \frac{n-r}{2} + i$ with $i = 1, \dots, \frac{r}{2}$. In this case, $|V \setminus A| = \frac{n+r}{2} - i$. Each vertex of A finds at least $r - i$ neighbors outside of A . Suppose that $N(A) \setminus A$ has size at most $r - 1$ (thus, all edges from A into the rest of the graph belong to $r - 1$ vertices). Now pick a different vertex in the complement (which exists, as $\frac{n+r}{2} - i \gg r$). This vertex requires $\frac{n+r-2}{2} - (\frac{n+r}{2} - i - 1) = i$ neighbors in A , which is a contradiction.

Now, if n is odd, because the minimum degree needs to be an integer, it is at least $\frac{n+1+r-2}{2}$, hence upon removal of one vertex, we are left with a graph on $n' = n - 1$ vertices and minimum degree at least $\frac{n+1+r-2}{2} - 1 = \frac{n'+r-2}{2}$ (and n' being even). Hence the assertion follows from the previous discussion. \square

Therefore, Claim 9 gives us the green sub-structure of Figure 1. Now, we take two of those matching edges (think of them as being $\frac{r}{2}$ pairs of 2 edges). Denote the vertices that are connected to at least $\frac{n}{5}$ vertices in A as x_{a_1}, x_{a_2} . We next prove that the black structure around x_{a_1}, x_{a_2} shown Figure 1 exists.

Claim 10. *There are distinct vertices $a_{i,1}, \dots, a_{i,r/2} \in A$ for $i = 1, 4$ and $a_{i,1}, \dots, a_{i,r/2-1} \in A$ for $i = 2, 3$ with the following properties.*

- (1) *The edges $a_{i,j}a_{i+1,k}$ for $i = 1, 2, 3$ and $j = 1, \dots, \frac{r}{2}$ (or $\frac{r}{2} - 1$, respectively) exist,*
- (2) *the edges $x_{a_1}a_{1,j}$ and $x_{a_2}a_{4,j}$ exist for $j = 1, \dots, \frac{r}{2}$,*
- (3) *the edges $x_{a_1}a_{3,j}$ and $x_{a_2}a_{1,j}$ exist for $j = 1, \dots, \frac{r}{2} - 1$.*

Proof. We select $r - 1$ vertices $a_{1,i}, a_{3,j} \in N(x_{a_1}) \cap A$ arbitrarily (but disjoint from x_{a_2}). Those exist as x_{a_1} has at least $\frac{n}{5}$ neighbors in A . Each of those vertices is connected to at least $(\frac{1}{2} - 3\alpha)n$ vertices in A , hence each vertex has at least $(\frac{1}{2} - 3\alpha)n - r - 1$ neighbors in A that do not belong to $a_{1,i}, a_{3,j}$ or x_{a_1}, x_{a_2} . Therefore, the joint neighborhood

$$N := \left(A \cap \bigcap_{i=1}^{r/2} N(a_{1,i}) \bigcap_{j=1}^{r/2-1} N(a_{3,j}) \right) \setminus \left(\bigcup_{i=1}^{r/2} \{a_{4,i}\} \bigcup_{j=1}^{r/2-1} a_{3,j} \cup \{x_{a_1}, x_{a_2}\} \right)$$

has size at least $(\frac{1}{2} - 4r\alpha)n$. Therefore, we find

$$|N(x_{a_2}) \cap N| \geq \frac{n}{100},$$

thus the claim follows as the same token holds in B as well. \square

We denote the resulting collection of vertices in A by $X_{A,1}, \dots, X_{A,r/2}$. Clearly, each vertex in A stays connected to at least $(\frac{1}{2} - 4\alpha)n$ vertices in

$$A'_0 = A \setminus (V(X_{A,1}) \cup \dots \cup V(X_{A,r/2})).$$

Next, we introduce a *gluing operation* GE.

Claim 11 (Gluing operation GE). *Given two disjoint sets $D_1, D_2 \subset A'_0$ of size exactly $\frac{r}{2}$, we find two disjoint sets $D, D' \subset A'_0 \setminus (D_1 \cup D_2)$ of size $\frac{r}{2}$ such that*

$$G[D_1, D] \equiv K_{r/2, r/2}, \quad G[D, D'] \equiv K_{r/2, r/2} \quad \text{and} \quad G[D', D_2] \equiv K_{r/2, r/2}.$$

Proof. As the joint A'_0 - neighborhood of D_1 and D_2 has size at least $(\frac{1}{2} - 10r\alpha)n$, the assertion follows. \square

Using GE, we glue the $\frac{r}{2}$ bridges in A and B respectively together using mutually disjoint vertex sets $D_1^A, \dots, D_{r/2-1}^A$ and $D_1^B, \dots, D_{r/2-1}^B$ and are left with path-like structures P_A and P_B . After gluing the bridges together, we let $A' = A'_0 \setminus V(P_A)$, $B' = B'_0 \setminus V(P_B)$.

In a next step we need to absorb left-over vertices (**Step 2** of Section 3.2). To this end define two absorber-graphs for a vertex u : $\xi_r(u)$ and $\xi'_r(u)$ (see Figure 2).

Definition 12. *Let $D \in \{A', B'\}$ and u a vertex such that $|N(u) \cap D| \geq \frac{n}{6}$. Define $\xi_r(u)$ as follows.*

- *Select $D_1 = \{d_1, d_2, \dots, d_{r/2}\}$, $D_2 = \{d'_1, \dots, d'_{r/2}\} \subset N(u) \cap D$, hence r pairwise disjoint vertices.*
- *Select $D' = \{u'_1, \dots, u'_{r/2-1}\} \subset N(D_1) \cap N(D_2) \cap D \setminus (D_1 \cup D_2 \cup \{u\})$.*

Define $\xi_r(u)$ as the graph containing D_1, D_2, D' and u as well as all the edges from D_1 to $D' \cup \{u\}$ and from D_2 to $D' \cup \{u\}$. Furthermore, define $\xi'_r(u)$ via

- *Select $D_1 = \{d_1, d_2, \dots, d_{r/2}\}$, $D_2 = \{d'_1, \dots, d'_{r/2}\} \subset N(u) \cap D$, hence r pairwise disjoint vertices.*
- *Select $D' = \{u'_1, \dots, u'_{r/2-1}\} \subset N(D_1) \cap N(D_2) \cap D \setminus (D_1 \cup D_2 \cup \{u\})$.*
- *Select $\frac{r}{2}$ vertices $E_0 = \{e_0, \dots, e_{r/2-1}\}$ and an additional disjoint vertex $e_{r/2}$ from $D \setminus (D_1 \cup D_2 \cup D')$ such that $E_0 \cup \{e_2\} \subset N(d_2) \cap \dots \cap N(d_{r/2}) \cap D$ and $G[E_0, \{e_{r/2}\}] \equiv K_{r/2, 1}$.*

Define $\xi'_r(u)$ as the graph containing D_1, D_2, D' and u as well as all the edges from D_1 to $D' \cup \{u\}$ and from D_2 to $D' \cup \{u\}$.

Clearly, by the sizes of A', B' and the minimum-degree condition, given at most $100\alpha n$ pairwise different vertices, there is an absorber for each vertex which is disjoint from all other absorbers. Furthermore, by the minimum degree condition inside of A' and B' , this family of absorbers exists.

We are now in position to absorb the exceptional set C (of course, without the bridging vertices on P_A and P_B). For all up to $6\alpha n$ vertices in C create a disjoint absorber $\xi_r(u)$ as above. Chose as D either A' (if a vertex has $\frac{n}{3}$ neighbors in A), or B' otherwise. Next, using the gluing operation GE up to $6\alpha n$ times, glue the absorbers inside of A' and B' together, always using only vertices that did not get used in a previous gluing step or are part of the absorbers. As one only requires at most $24r\alpha n$ vertices during this procedure, it is clearly possible by above discussion.

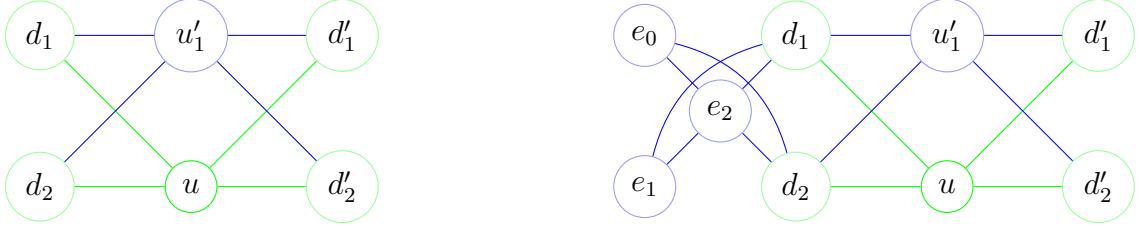


FIGURE 2. Absorbers $\xi_4(u)$ (left) and $\xi'_4(u)$ (right) with $r = 4$, where u is the green vertex, the green vertices are inside the A' -neighborhood of u and the blue vertices are vertices chosen from A' .

Finally, use GE again to glue the series of absorbers to P_A and P_B respectively (which is clearly possible, as this is only one operation on each set).

After the repetitive gluing, we are left with sets A'' and B'' (hence, A' without the glued structures P'_A) and the path-like subgraph P'_A of size at most $25r\alpha n$, hence $|A''| \geq (\frac{1}{2} - 30r\alpha)n$. Furthermore, each vertex in A'' is connected to at least $(\frac{1}{2} - 40r\alpha)n$ vertices in A'' . Clearly, the same holds for B'' .

Before closing the path in both sets (hence, creating a cycle which contains all vertices that are not part of P'_A or P'_B), which is a standard application of the blow-up lemma, we need to make sure that certain divisibility conditions hold. As we wish to close the cycle by appending blocks of two layers of size r (thus, $K_{r/2, r/2}$), we require that $|A''| \equiv |B''| \equiv 0 \pmod{r}$. If this is the case, set $A''' = A''$ and proceed. Otherwise, if there is $0 < i < r$ such that $|A''| \equiv i \pmod{r}$, select i vertices $a_1, \dots, a_i \in A''$ and absorb them using disjoint instances $\xi'_r(a_1), \dots, \xi'_r(a_i)$ with $D = A''$. Clearly, as this requires only finitely many vertices, such a disjoint family exists. Further, because $a_j \in A''$, each absorber consumes $2r + 1$ vertices of A'' , hence afterwards, the divisibility condition holds. Now, glue the absorbers sequentially to P'_A using GE and sets G_1, \dots, G_{i-1} . As each gluing operation consumes r vertices, the divisibility does not change hence we are left with a set $A''' = A'' \setminus (V(\xi'_r(a_1)) \cup \dots \cup V(\xi'_r(a_i)) \cup G_1 \cup \dots \cup G_{i-1})$.

Now it is easy to check that (A''', B''') is $(\varepsilon, \frac{1}{2})$ -super-regular and by Lemma 7 we find an $\frac{r}{2}$ -blowup of the path on all remaining vertices of A''' and B''' (**Step 3** of Section 3.2). Moreover, the end-tuples of the path-like structure constructed before have at least $\frac{1}{2}|A'''|$ and $\frac{1}{2}|B'''|$ common neighbours in A''' and B''' respectively. Therefore, we may choose the start- and end-tuples of this path-blow-up to connect to these end-tuples.

We are left to argue that the constructed subgraph is r -connected and r -regular.

Claim 13. *The constructed subgraph is r -connected and r -regular.*

Proof. While r -regularity follows obviously, the r -connected part needs a short argument. Upon removal of up to $r - 1$ bridge-vertices, the parts do not fall apart. Furthermore, removing up to $r - 1$ vertices in the $\frac{r}{2}$ -blow-up of the path part of the subgraph does not disconnect the structure. Finally, the absorbing structure ξ_r itself is isomorphic to an

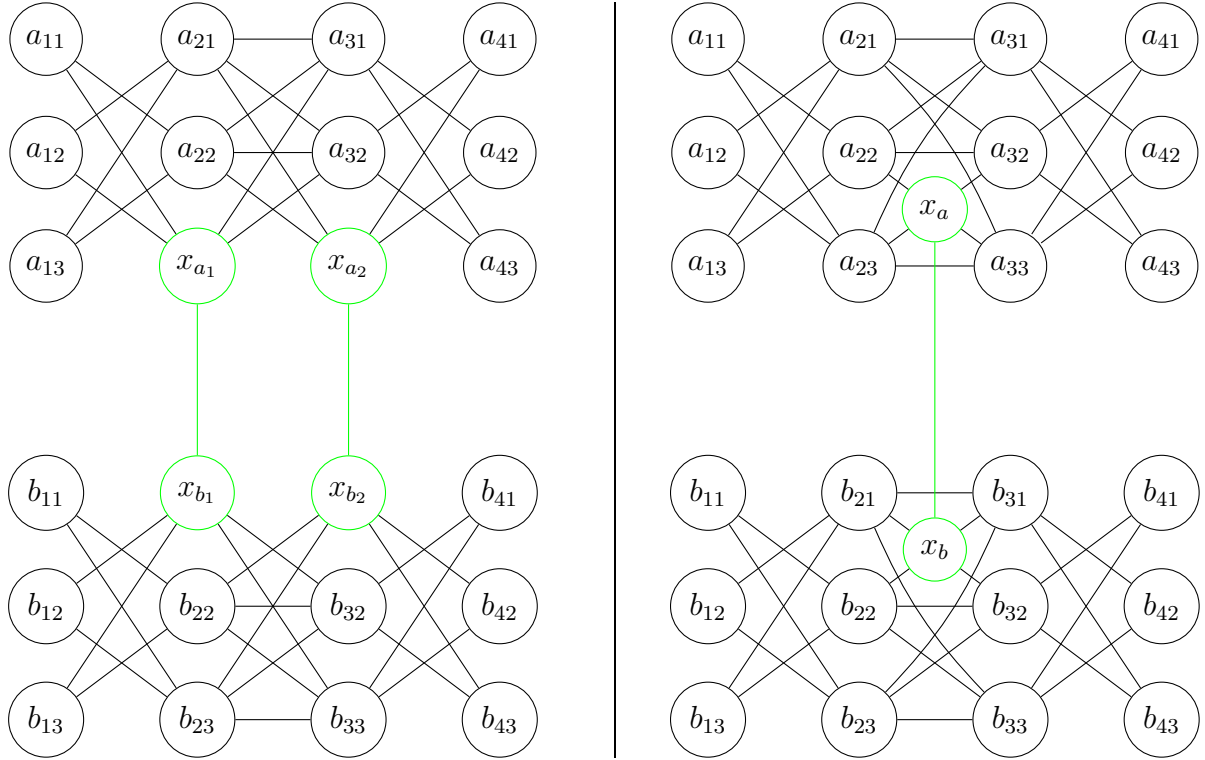


FIGURE 3. The two types of connections between the sets A and B in the special case $r = 5$.

$\frac{r}{2}$ -blowup of the path on three vertices. Moreover, disconnecting the graph by removing up to $r - 1$ vertices in ξ'_r is not possible. \square

4.2. The odd case. Assume that r is odd. The argument in the odd case is a bit more delicate as in the even case. Indeed, while in the process above all divisibility conditions could be easily established, in the odd case, we might end with two almost cliques of odd size. If there is a set C , we can easily absorb those vertices in a way that after absorbing both parts of the graph contain an even number of vertices - which we require to embed a regular graph. If on the other hand there is no such set C , we need to be much more careful. We will tackle this problem by having two different types of bridges between A and B , one consuming an even number of vertices of each set, one consuming an odd number - thus, depending on the size of C and the parity of A and B , we need to use two different constructions. The two types of bridges are visualised in Figure 3 for the special case $r = 5$.

We begin by showing that we find three pairs of bridges of the first type, using an even number of vertices of both classes (**Step 1** of Section 3.2).

Claim 14. *Suppose $\delta(G) \geq \frac{n+r-2}{2}$ and $|A| \leq |B|$. Furthermore, let n be large enough. There is a matching $(x_{a_1}x_{b_1}, \dots, x_{a_{r+1}}x_{b_{r+1}})$ such that $|N(x_{a_i}) \cap A| \geq \frac{n}{5}$ and $|N(x_{b_j}) \cap B| \geq \frac{n}{5}$ for all $i, j \leq r + 1$.*

Proof. As in the proof of Claim 9, it suffices to find $r + 1$ edges from A to $V \setminus A$.

First, suppose that n is odd. If $|A| \leq \frac{n-r-2}{2}$, the minimum degree of $\frac{n+r-2}{2}$ guarantees that each vertex of A needs to find at least $\frac{n+r-2}{2} - (\frac{n-r-2}{2} - 1) = r + 1$ neighbors outside of A , hence the assertion follows. Suppose $|A| = \frac{n-r}{2} + i$ with $i = 1, \dots, \lfloor \frac{r}{2} \rfloor$. In this case, $|V \setminus A| = \frac{n+r}{2} - i$. Each vertex of A finds at least $r - i$ neighbors outside of A . Suppose that $N(A) \setminus A$ has size at most r (thus, all edges from A into the rest of the graph belong to at most r vertices). Now pick a different vertex in the complement (which exists, as $\frac{n+r}{2} - i \gg r$). This vertex requires $\frac{n+r-2}{2} - (\frac{n+r}{2} - i - 1) = i$ neighbors in A , which is a contradiction. If finally $|A| = \frac{n-r}{2}$, each vertex of A has at least r neighbors in the complement of A . If all vertices of A share those r vertices (hence, we only find r matching edges), those vertices are connected to all vertices in A , hence can be moved to A by only increasing α -extremity, thus the assertion follows from the previous case.

Now, if n is even, because the minimum degree needs to be an integer, it is at least $\frac{n+1+r-2}{2}$, hence upon removal of one vertex, we are left with a graph on $n' = n - 1$ vertices and minimum degree at least $\frac{n+1+r-2}{2} - 1 = \frac{n'+r-2}{2}$ (and n' being odd). Hence the assertion follows from the previous discussion. \square

Similarly as in the even case, Claim 14 gives us $\frac{r+1}{2}$ pairs of bridge-edges as in Figure 3 (the green part). Clearly, the rest of the bridge graph can be created completely analogously to Claim 10.

By the same token we get the following claim immediately.

Claim 15. *Suppose $\delta(G) \geq \frac{n+r-2}{2}$ and $|A| \leq |B|$. Furthermore, let n be large enough. There is a matching $(x_{a_1}x_{b_1}, \dots, x_{a_{r-1}}x_{b_{r-1}})$ such that $|N(x_{a_i}) \cap A| \geq \frac{r}{5}$ and $|N(x_{b_j}) \cap B| \geq \frac{r}{5}$ for all $i, j \leq r - 1$. Furthermore, there are different vertices $x_a \in A, x_b \in B$ such that $x_ax_b \in E(G)$, $|N(x_a) \cap A| \geq r - 1$ and $|N(x_b) \cap B| \geq r - 1$.*

Proof. This follows directly from the proof of Claim 14. \square

Next, we re-define the gluing operation GE to GO as follows.

Claim 16 (Gluing operation GO). *Given two disjoint sets $D_1, D_2 \subset A'_0$ of sizes exactly $\frac{r+1}{2}$, we find two disjoint sets $D'_1, D'_2 \subset A'_0 \setminus (D_1 \cup D_2)$ of size $\frac{r+1}{2}$ such that*

$$G[D_1, D'_1] \equiv G[D'_1, D'_2] \equiv G[D'_2, D_2] \equiv K_{(r+1)/2, (r+1)/2}.$$

Proof. This follows directly from the fact that each vertex in A'_0 is connected to at least $(\frac{1}{2} - 4\alpha)n$ vertices in A'_0 and GO uses only finitely many vertices of the neighborhoods. \square

We stress at this point that GO can be applied to blocks whose end-vertices D_1 have currently degree $\frac{r-1}{2}$ (then we chose all edges from the connecting graphs $K_{(r+1)/2, (r+1)/2}$) or degree $\frac{r+1}{2}$ (then we chose the complete bipartite graph between D'_1 and D'_2 and at the other connections, we remove one matching of size $\frac{r+1}{2}$). Furthermore observe, that gluing consumes $r + 1$ vertices from the underlying set.

We proceed as follows. If $|C| > 0$ or $|C| = 0$ and $|A'_0|, |B'_0| \equiv 0 \pmod{2}$, we create $\frac{r+1}{2}$ pairs of bridge vertices by Claim 14. Otherwise, we create $\frac{r-1}{2}$ pairs of bridge vertices and one additional bridge by Claim 15. In both cases, we glue the bridges in A and B respectively together using mutually disjoint vertex sets $D_1^A, \dots, D_{(r-1)/2}^A$ and $D_1^B, \dots, D_{(r-1)/2}^B$ constructing P_A, P_B and, similarly as in the even case, we set $A' = A'_0 \setminus V(P_A), B' = B'_0 \setminus V(P_B)$. Clearly, the parity of A' and B' are both even.

Next, we define absorbing structures for the left-over vertices and for absorbing vertices in order to guarantee divisibility (**Step 2** of Section 3.2). They need to be defined slightly differently as in the even case (Figure 4).

Definition 17. Let $D \in \{A', B'\}$ and u a vertex such that $|N(u) \cap D| \geq \frac{n}{6}$. Define $\xi_r(u)$ as follows.

- Select $D_1 = \{d_1, d_2, \dots, d_{(r+1)/2}\}, D_2 = \{d'_1, \dots, d'_{(r+1)/2}\} \subset N(u) \cap D$, hence r pairwise disjoint vertices.
- Select $D' = \{u'_1, \dots, u'_{(r-1)/2}\} \subset N(D_1) \cap N(D_2) \cap D \setminus (D_1 \cup D_2 \cup \{u\})$.
- Select $E_0 = \{e_1, \dots, e_{(r+1)/2}\}$ in the joint D -neighborhood of $D_1 \setminus (D_2 \cup D' \cup \{u\})$.

Define $\xi_r(u)$ as the graph containing E_0, D_1, D_2, D' and u as well as all the edges from D_1 to $D' \cup \{u\}$. Furthermore, take all edges from D_2 to $D' \cup \{u\}$ removing one matching of size $\frac{r+1}{2}$ and the edges from E_0 to D_1 removing a matching as well. Furthermore, for two adjacent vertices $u_1, u_2 \in D$ define $\xi'_r(u_1, u_2)$ via

- Select $F_1 = \{f_1, f_2, \dots, f_{(r+1)/2}\}, F' = \{f'_1, \dots, f'_{(r+1)/2}\} \subset N(u_1) \cap N(u_2) \cap D$, hence $r+1$ pairwise disjoint vertices in the joint neighborhood of u_1 and u_2 .
- Select the following edges
 - $f_1 u_1, \dots, f_{(r-1)/2} u_1$,
 - $f'_1 u_1, \dots, f'_{(r-1)/2} u_1$,
 - $f_2 u_2, \dots, f_{(r+1)/2} u_2$,
 - $f'_2 u_2, \dots, f'_{(r+1)/2} u_2$ and
 - $f_1 f'_1$ as well as $f_{(r+1)/2} f'_{(r+1)/2}$.
- Finally, draw $(r-2)$ half-edges at each f_i, f'_i and match them such that a simple graph is induced by the matching.

As $u_1, u_2 \in D$, hence the neighborhood of u_1, u_2 contains only vertices that, themselves, have $(\frac{1}{2} - 30r\alpha)n$ vertices from D , the joint neighborhood of those two vertices has size at least $(\frac{1}{2} - 60r\alpha)n$, $\xi'_r(u_1, u_2)$ is well defined. Observe that absorbing a vertex $u \notin D$ consumes $2r+1$ vertices from D while absorbing $u_1, u_2 \in D$ consumes $r+3$ vertices (including u_1, u_2) in D .

As in the even case, we find a family of disjoint structures to absorb at least $100\alpha n$ different vertices.

Subsequently, we absorb C using independent copies of $\xi_r(\cdot)$ such that the parity of the remaining vertices in the almost cliques is even. Then, as above, we glue the absorbers

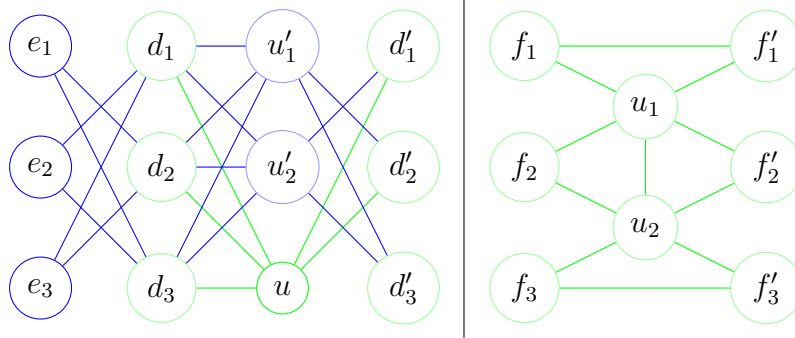


FIGURE 4. Absorbers $\xi_5(u)$ (left) and $\xi'_5(u_1, u_2)$ (right) with $r = 5$, where u, u_1, u_2 are the green vertices, the green vertices are inside the A' -neighborhood of u (or u_1, u_2 respectively) and the blue vertices are vertices chosen from A' .

together by GO and are left with sets A'' and B'' (hence, A' without the glued structures) and the path-like subgraph P'_A of size at most $25r\alpha n$, hence $|A''| \geq (\frac{1}{2} - 30r\alpha n)$. As each vertex of C has degree at least $\frac{\alpha}{100}n$ into A'' and B'' , we can absorb one vertex such that in the end A'' and B'' contain an even number of vertices. Furthermore, each vertex in A'' is connected to at least $(\frac{1}{2} - 40r\alpha)n$ vertices in A'' and the same applies to B'' .

Again, as in the even case, we need to make sure that $|A''| \equiv 0 \pmod{2r}$, as we want to close the cycle by blocks of subsequently fully connected layers of sizes $\frac{r+1}{2}$ where the second block misses one matching of size $r+1$. If the divisibility condition holds, set $A''' = A''$ and proceed. Otherwise, if there is $0 < i < 2r$ such that $|A''| \equiv i \pmod{2r}$, i has to be even as the parity of A'' guarantees. Select $\frac{i}{2}$ pairs vertices $(a_{11}, a_{12}), \dots, (a_{i/2,1}, a_{i/2,2}) \in A'' \times A''$ and absorb them using disjoint instances $\xi'_r(a_{11}, a_{12}), \dots, \xi'_r(a_{i/2,1}, a_{i/2,2})$ with $D = A''$. As each absorber consumes $r+3$ vertices, the divisibility condition now holds. Finally, as in the even case, glue the absorbed parts together with GO which does not change the divisibility by $r+1$. Thus, we are left with a set A''' which consists of the vertices of A'' without the absorbed vertices and the gluing structures. Analogously, the same applies for B''' . Now, as in the even case, the result directly follows from Lemma 7 and the following claim (**Step 3** of Section 3.2).

Claim 18. *The constructed subgraph is r -connected and r -regular.*

Proof. As in the even case, r -regularity as well as r -connectivity on the $\frac{r+1}{2}$ -blow-up of the path part is obvious. The first type of bridge (build with Claim 14, see Figure 3 on the left) does not harm connectivity as before. In the second type of bridge (build with Claim 15, see Figure 3 on the right) only the special vertices x_a and x_b need our attention. But as they are of degree r and connected to $(\frac{r-1}{2})$ vertices on both sides of the $K_{(r+1)/2, (r+1)/2}$, isolating a part of the graph is not possible either. The absorbing structures clearly sustain the connectivity property. \square

This finishes the proof of the first extremal case. \square

§5. EXTREMAL CASE II

In this section we deal with the second extremal case and follow **Step 1–Step 4** as outlined in Section 3.3. We start by proving the auxiliary lemma for finding stars.

Proof of Lemma 8. Let $\alpha = \frac{1}{32s^2(s+1)}$. Assume we have already found $0 \leq t < 2m$ copies of $K_{1,s}$ and let V' be the remaining vertices. Then, by the maximum degree condition in G ,

$$e(G[V']) \geq \frac{1}{2}n(m + s - 1) - t(s + 1)4s\alpha n.$$

If $m \geq s + 1$ this is at least $\frac{1}{4}n(m + s - 1) \geq \frac{1}{2}ns$ and gives a vertex of degree at least s in $G[V']$. On the other hand, if $m \leq s$ the above is at least $(\frac{1}{2}s - \frac{1}{4})n > \frac{s-1}{2}n$ and again this gives a vertex of degree at least s in $G[V']$. \square

Proof of Extremal Case II. Let $r \geq 2$ and $s = \lfloor \frac{r}{2} \rfloor \geq 1$. Let $\varepsilon > 0$ be given by Lemma 7 on input $\frac{1}{2}$, $\frac{1}{2}$, and r . We obtain $\alpha > 0$ from Lemma 8 and additionally assume that $40s^2\alpha < \varepsilon$. Then let G be an n -vertex graph with minimum degree $\delta(G) \geq \frac{n+r-2}{2}$ and $nr \equiv 0 \pmod{2}$. Further assume, that there is a partition of $V(G)$ into A and B of size $|A| + m = \frac{1}{2}n = |B| - m$, where $0 \leq m \leq \alpha n$ such that between these sets we have minimum degree αn and all but at most αn vertices from A (or B) have degree $|B| - \alpha n$ (or $|A| - \alpha n$) into B (or A).

Step 1. Note $\delta(G[B]) \geq m + s - 1$. Let $B' \subseteq B$ be the vertices of degree at most $2s\alpha n$ in $G[B]$ and let $m' = |B \setminus B'|$. If $m' < m$, then $\delta(G[B']) \geq (m - m') + s - 1$ and we apply Lemma 8 to find $2(m - m')$ copies of $K_{1,s}$. By choice of B' each vertex from these copies of $K_{1,s}$ has degree at least $|A| - 2s\alpha n$ into A . Let W be the union of the vertices from these copies of $K_{1,s}$

Afterwards, for $i = 1, \dots, \min\{m', m\}$ we can pick a vertex $x_i \in B \setminus (B' \cup \{x_1, \dots, x_{i-1}\})$ and neighbours $y_{i,1}, \dots, y_{i,r}$ of x_i from $A \setminus (W \cup \bigcup_{j=1}^{i-1} \{y_{j,1}, \dots, y_{j,r}\})$ such that $y_{i,1}, \dots, y_{i,r}$ have degree at least $|A| - \alpha n$ into A . For some $0 \leq m' \leq m$ we have obtained m' copies of $K_{1,r}$ and $2(m - m')$ copies of $K_{1,s}$ such that all vertices in the copies of $K_{1,s}$ and the leaves in the copies of $K_{1,r}$ have degree at least $|A| - 2s\alpha n$ into A .

Step 2. We will now iteratively absorb these copies of $K_{1,s}$ and $K_{1,r}$ into an r -regular path-structure. Let W be the set of vertices in the union of these copies. We start with r vertices $\mathbf{v} = (v_1, \dots, v_s)$ from $A \setminus W$ that have degree at least $|A| - \alpha n$ into A and s vertices $\mathbf{u}_0 = (u_{0,1}, \dots, u_{0,s})$ from $B \setminus W$ that have degree at least $|B| - \alpha n$ into B such that $v_j u_{0,j'}$ is an edge for $1 \leq j, j' \leq s$. We add the vertices in \mathbf{v} and \mathbf{u}_0 to W . Now for some $i = 0, \dots, m$ let W be the vertices used for the structure and in the remaining copies of $K_{1,s}$ and $K_{1,r}$ with $|W| \leq 6si + 2s$ and let $\mathbf{u}_i = (u_{i,1}, \dots, u_{i,r})$ be one end of the structure in B such that $u_{i,j}$ has at least $|A| - 2s\alpha n$ neighbours in A for $j = 1, \dots, s$.

If there are two copies of $K_{1,s}$ left then by alternating between A and B we find the structure shown in Figure 5 where the vertices on the left are \mathbf{u}_i and the vertices on the

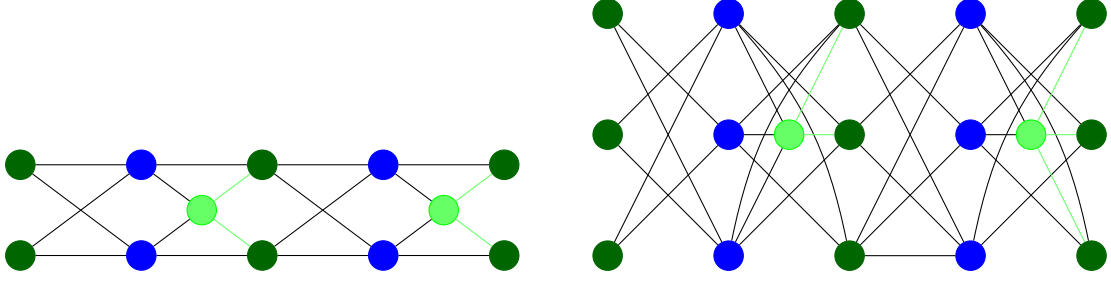


FIGURE 5. Including two copies of $K_{1,s}$ into an r -regular path structure in the even ($r = 4$) and odd case ($r = 5$) with blue vertices in A and green vertices in B .

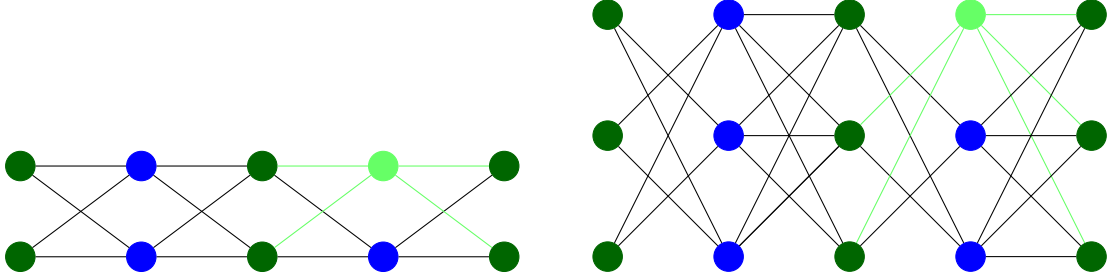


FIGURE 6. Including one copy of $K_{1,r}$ into an r -regular path structure in the even ($r = 4$) and odd case ($r = 5$) with blue vertices in A and green vertices in B .

right we denote by $\mathbf{u}_{i+1} = (u_{i+1,1}, \dots, u_{i+1,s})$. Note that $u_{i+1,1}, \dots, u_{i+1,s}$ are exactly the leaves of one of the $K_{1,s}$ and, therefore, have at least degree $|A| - 2san$ into A .

Otherwise, we pick a copy of $K_{1,r}$ and find the structure shown in Figure 6 (this is an $\frac{r}{2}$ -blow-up of a path), where the vertices on the left are \mathbf{u}_i and the vertices on the right we denote by $\mathbf{u}_{i+1} = (u_{i+1,1}, \dots, u_{i+1,s})$. We do not need any assumption on the degree of the centre vertex of the $K_{1,r}$ as we do not need any additional edges containing it. Again $u_{i+1,1}, \dots, u_{i+1,r}$ have at least degree $|A| - 2san$ into A .

We add all new vertices in the structure to W . We can repeat this until all copies of $K_{1,s}$ and $K_{1,r}$ are covered, because in each step W will increase by at most $6r$ vertices and all vertices have large enough neighbourhoods. We let $\mathbf{u}' = (u_{m,1}, \dots, u_{m,s})$ be the final end of this construction. Now let $A_1 = A \setminus W$ and $B_2 = B \setminus W$ and note that $|A_1| = |B_1|$ because our construction uses $2m$ vertices more from B than from A .

Step 3. For the next step let $A' \subseteq A_1$ be the vertices of degree at most $|A_1| - 5san$ into B_1 and $B' \subseteq B_1$ be the vertices of degree at most $|A_1| - 5san$ into A_1 . Note that $|A'|, |B'| \leq \alpha n$, because we removed at most $4san$ vertices from each of A and B to get A_1 and B_1 . By using an $\frac{r}{2}$ -blow-up of a path (similar as in Figure 6) we cover the vertices in A' and B' with our r -regular path structure covering in total at most $12san$ additional vertices. For this we iteratively extend from \mathbf{u}' . Let W be the vertices used for covering A' and B' and let $\mathbf{u} = (u_1, \dots, u_s)$ be the last vertices of this construction in

B and note that we can assume that they have degree at least $|A| - 20s\alpha n$ into A . We let $A_2 = (A_1 \setminus W)$ and $B_2 = (B_1 \setminus W)$ and note that $|A_2| = |B_2|$.

Step 4. We have that every vertex from A_2 (or B_2) has degree at least $|A_2| - 20s\alpha n$ into B_2 (or into A_2). Then it is easy to see that (A_2, B_2) is $(\varepsilon, \frac{1}{2})$ -super-regular as $40s\alpha < \varepsilon$. Moreover, the vertices in \mathbf{v} have $|B_2| - 20s^2\alpha n \geq \frac{1}{2}|B_2|$ common neighbours in B_2 and similarly for \mathbf{u} with A_2 . We apply Lemma 7 to cover the remaining vertices of A_2 and B_2 with the $\frac{r}{2}$ -blow-up of a path such that the ends connect to \mathbf{v} and \mathbf{u} . This completes the construction of a spanning r -regular structure in G . To see that it is also r -connected it suffices to note that we have the $\frac{r}{2}$ -blow-up of a path except for some parts replaced by the graphs from Figure 5, which do not harm this property. \square

§6. NON-EXTREMAL CASE

In this section we deal with the case that G is not α -extremal. Recall, that the assumption implies that for any two sets $A, B \subseteq V(G)$ of size $(\frac{1}{2} - \alpha)n \leq |A|, |B| \leq \frac{n}{2}$ we have $d(A, B) \geq \alpha$. We will follow **Step 1–Step 6** as outlined in Section 3.1.

Proof of Non-Extremal Case. Given $r \geq 3$ and $0 < \alpha < \frac{1}{32}$ we choose constants such that

$$\varepsilon \ll \nu \ll d \ll \beta \ll \alpha,$$

where, in particular,

$$\varepsilon \leq \nu, \quad \nu \leq d^{s+1}, \quad 10sd \leq \beta, \quad 500s\beta \leq \alpha$$

and 2ε is small enough for Lemma 7 with input $\frac{d}{2}, \frac{1}{4}d^s$, and r . Let M be given by Lemma 6 on input ε and let $s = \lceil \frac{r}{2} \rceil$.

Step 1. Let G be an n -vertex graph with minimum degree $\delta(G) \geq (\frac{1}{2} - \beta)n$. From Lemma 6 we get a partition of the vertex set $V(G)$ into $\ell + 1 \leq M$ clusters V_0, \dots, V_ℓ of size L and a subgraph $G' \subseteq G$ such that (P1)–(P4) hold. We denote by R the graph on vertex set $[\ell]$ with edges ij if and only if the pair (V_i, V_j) is (ε, d) -regular. In R we have minimum degree $\delta(R) \geq (\frac{1}{2} - \beta - 2d)\ell$, because otherwise with (P3) there would be a vertex with degree in G' at most $(\frac{1}{2} - \beta - 2d)\ell \cdot \frac{n}{\ell} + \varepsilon n < (\frac{1}{2} - \beta)n - (d + \varepsilon)n$ contradicting (P2). Similarly, we can deduce that R is not $\frac{\alpha}{2}$ -extremal. Otherwise, there would be two sets of vertices \mathcal{A}, \mathcal{B} in R such that $(\frac{1}{2} - \frac{\alpha}{2})\ell \leq |\mathcal{A}|, |\mathcal{B}| \leq \frac{1}{2}\ell$ and $d(\mathcal{A}, \mathcal{B}) < \frac{\alpha}{2}$. Then $A = \bigcup_{i \in \mathcal{A}} V_i$ and $B = \bigcup_{i \in \mathcal{B}} V_i$ both have size at most $\frac{\ell}{2} \cdot \frac{n}{\ell} = \frac{n}{2}$ and at least $(\frac{1}{2} - \frac{\alpha}{2})\ell \cdot (1 - \varepsilon)\frac{n}{\ell} \geq (\frac{1}{2} - \alpha)n$ and we have

$$d(A, B) = \frac{e(A, B)}{|A||B|} \leq \frac{\frac{\alpha}{2} \cdot (\frac{n}{\ell})^2 \cdot |\mathcal{A}||\mathcal{B}| + |A|(d + \varepsilon)n}{|A||B|} \leq \frac{\frac{\alpha}{2}}{(1 - \varepsilon)^2} + \frac{(d + \varepsilon)}{\frac{1}{2} - \alpha} \leq \alpha,$$

which contradicts our assumption that G is not α -extremal. We will repeatedly use the following fact that holds as R is not $\frac{\alpha}{2}$ -extremal.

Fact 19. *For any two sets $\mathcal{A}, \mathcal{B} \subseteq V(R)$ of size at least $(\frac{1}{2} - \frac{\alpha}{2})\ell$ there is an edge $AB \in E(R)$ with $A \in \mathcal{A}$ and $B \in \mathcal{B}$.*

In the following we will abuse notation and also treat the clusters as vertices of R .

Step 2. Next let M be a largest matching in R and $M_0 \subseteq [\ell]$ be the clusters not covered by M . Naturally, M_0 is an independent set in R and if there are at least two vertices u and v in M_0 then no neighbour of u is connected to a neighbour of v by an edge of M . Therefore, $2|M| \geq \deg_R(u) + \deg_R(v)$ and $|M| \geq (\frac{1}{2} - \beta - 2d)\ell$. We let $\ell' = |M|$ and denote the regular pairs corresponding to edges of M by (X_i, Y_i) for $i = 1, \dots, \ell'$.

Step 3. For any clusters Z and W we call an s -tuple $\mathbf{z} = (z_1, \dots, z_s)$ from Z *well-connected into* W if the vertices z_1, \dots, z_s have at least $\frac{1}{2}d^s L$ common neighbours in W . Now fix any $i \in [\ell']$. We want to connect Y_i and X_{i+1} by the $\frac{r}{2}$ -blow-up of a path. For this we consider the neighbours \mathcal{W} and \mathcal{Z} in R of X_{i+1} and Y_i , respectively. It follows from the minimum degree in R that \mathcal{W} and \mathcal{Z} have size at least $(\frac{1}{2} - \frac{\alpha}{2})\ell$. By Fact 19 there is $W \in \mathcal{W}$ and $Z \in \mathcal{Z}$ such that WZ is an edge in R .

All but at most $2s\varepsilon L^s$ s -tuples $\mathbf{x} = (x_1, \dots, x_s)$ from X_{i+1} are well connected into W and Y_{i+1} . The same holds for tuples from Y_i , W , and Z with respect to the neighbouring clusters. We fix tuples $\mathbf{x} = (x_1, \dots, x_s)$, $\mathbf{w} = (w_1, \dots, w_s)$, $\mathbf{z} = (z_1, \dots, z_s)$, and $\mathbf{y} = (y_1, \dots, y_s)$ from X , W , Z , and Y , respectively, such that \mathbf{xwzy} gives the $\frac{r}{2}$ -blow up of a path on 4 vertices. We denote this path by P_i and remove any internal vertices (those in \mathbf{w} and \mathbf{z}) from the clusters. We can repeat this for all i , because we need only $4s\ell'$ vertices in total.

Step 4. To make the matching edges super-regular, we let $i \in [\ell']$ and apply Lemma 5 to the pair (Y_i, X_i) . After removing a few additional vertices we arrive at sets Y_i and X_i such that $|Y_i| = |X_i| = L' \geq (1 - 2\varepsilon)L$, where $L' \equiv 0 \pmod{s}$, and the pair (Y_i, X_i) is $(2\varepsilon, d - 2\varepsilon)$ -super-regular. Note that we can do this such that the end-tuple \mathbf{x} of P_{i-1} is contained in X_i and the end-tuple \mathbf{y} of P_i is contained in Y_i . We add the vertices removed during this procedure and also the vertices that belong to clusters of M_0 to V_0 and note that $|V_0| \leq \varepsilon n + \ell'4\varepsilon L + \beta n + 2dn \leq 2\beta n$.

Step 5. Setup. We want to absorb V_0 by extending the paths P_i . After each extension we need to maintain the location of the end-tuples and also ensure that they are well-connected. During the procedure we will have to deal with sets of already covered vertices. For this let W_0 be a set of size at most $18s^2\nu n$ and let W be a set of size at most $20s\beta n$. These will be the sets of vertices that we already used. There are at most $18s^2\nu n / (\frac{1}{4}d^s \frac{n}{\ell}) = 72s^2\nu d^{-s}\ell \leq 8s\beta\ell$ clusters that intersect W_0 in at least $\frac{1}{4}d^s \frac{n}{\ell}$ vertices and at most $20s\beta n / (\frac{1}{2} \cdot \frac{n}{\ell}) \leq 40s\beta\ell$ clusters that intersect W in at least $\frac{1}{2} \cdot \frac{n}{\ell}$ vertices. We denote by H the set of all clusters that do not have this property.

Now consider a vertex $v \in V_0$. There are at most $(\frac{1}{2} + 50s\beta)\ell$ clusters that intersect $N_G(v) \setminus (W \cup W_0)$ in less than $d\frac{n}{\ell}$ vertices. Therefore, there are at least $(\frac{1}{2} - 100s\beta)\ell$ clusters in H that intersect $N_G(v) \setminus (W \cup W_0)$ in at least $d\frac{n}{\ell}$ vertices. We denote this set of clusters by $H(v)$. Similarly, let $H_M(v)$ be the clusters from H , which share an edge of M with another cluster from $H(v)$ and note that we have the same lower bound as M is

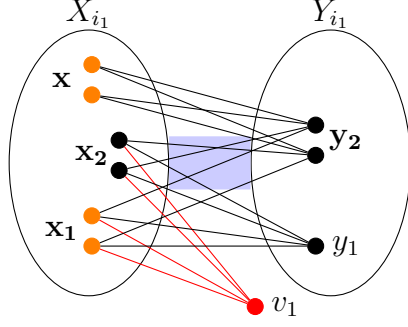


FIGURE 7. Absorbing vertex v_1 in the case $r = 2s = 4$ if \mathbf{x} is the current end of path P_i and \mathbf{x}_1 is the new end.

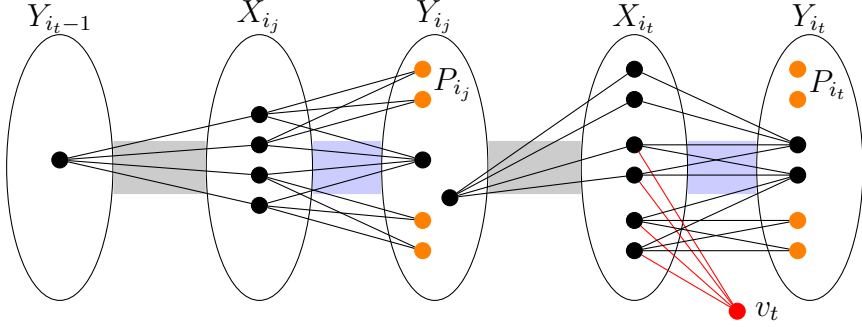


FIGURE 8. Absorbing vertex v_t in the case $r = 2s = 4$. The blue connection between classes indicates that those edges belong to the fixed matching in the cluster graph while gray connections indicate using additional edges.

a matching. Summing up we have $|H| \geq (1 - 50s\beta)\ell$ and $|H(v)|, |H_M(v)| \geq (\frac{1}{2} - 100s\beta)\ell$ for all $v \in V_0$. Note that $H(v)$ and $H_M(v)$ are large enough for Fact 19.

Covering $2s$ vertices. We let $W = \emptyset$ and W_0 be all internal vertices (not in end-tuples) of the paths P_1, \dots, P_ℓ . We pick any $2s$ vertices v_1, \dots, v_{2s} from $V_0 \setminus (W \cup W_0)$ and our goal is to embed them, such that in any pair (X_i, Y_i) we still have $|X_i| = |Y_i| \equiv 0 \pmod{s}$. Let i_1 be such that $X_{i_1} \in H(v_1)$ and $Y_{i_1} \in H$. As the end-tuple of P_{i_1} in X_{i_1} is well-connected into Y_{i_1} and $(N_G(v) \cap X_{i_1}) \setminus (W \cup W_0)$ is of size at least d_ℓ^2 , we can greedily pick tuples $\mathbf{x}_1, \mathbf{x}_2$ in X_{i_1} and $\mathbf{y}_1, \mathbf{y}_2$ in Y_{i_1} with the exception that \mathbf{y}_1 contains v_1 and such that $\mathbf{x}_1\mathbf{y}_1\mathbf{x}_2\mathbf{y}_2P_{i_1}$ gives the $\frac{r}{2}$ -blow-up of a path and \mathbf{x}_1 is well-connected into Y_{i_1} . Now we remove the internal vertices (those in $\mathbf{x}_2, \mathbf{y}_1, \mathbf{y}_2$ and the end-tuple \mathbf{x} of P_{i_1}) from the clusters and add them to W_0 (this adds $4s$ vertices; see Figure 7). We note that $|Y_{i_1}| - 1 = |X_{i_1}| \equiv 0 \pmod{s}$ and let P_{i_1} be the longer path.

We continue in a similar fashion to cover v_2, \dots, v_s . For this let $t = 2, \dots, s$ and assume that i_{t-1} is such that $|Y_{i_{t-1}}| - t = |X_{i_{t-1}}| \equiv 0 \pmod{s}$. Let \mathcal{A} be the neighbours of $X_{i_{t-1}}$ in R and let \mathcal{B} be those clusters which share an edge of M with a cluster from \mathcal{A} . By Fact 19 applied to \mathcal{B} and $H(v_t)$ there are indices i_t, j such that $X_{i_t} \in H(v_t)$, $Y_{i_t}, X_j, Y_j \in H$ and $Y_{i_t}Y_j$ and $X_jX_{i_{t-1}}$ are edges of R . This gives the path $Y_{i_{t-1}}, X_j, Y_j, X_{i_t}, Y_{i_t}$ in R . We extend the paths P_{i_t} and P_j , such that after removing the internal vertices we have $|Y_{i_{t-1}}| = |X_{i_{t-1}}| \equiv 0 \pmod{s}$, $|Y_j| = |X_j| \equiv 0 \pmod{s}$, and $|Y_{i_t}| - (t + 1) = |X_{i_t}| \equiv 0$

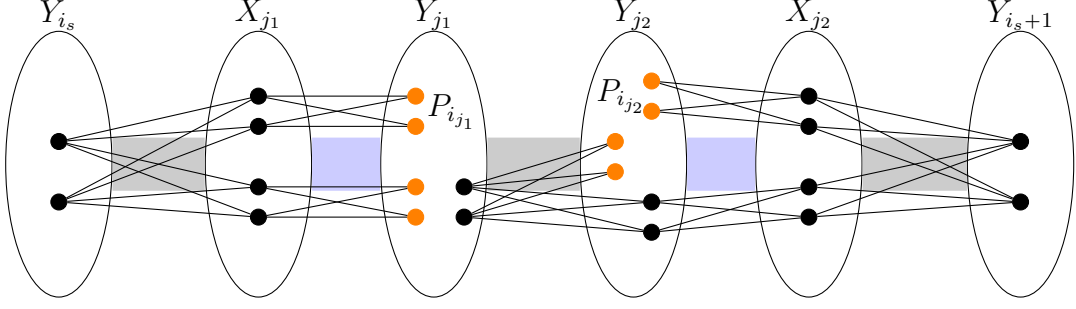


FIGURE 9. Balancing Y_{i_s} and $Y_{i_{s+1}}$ in the case $r = 2s = 4$. As before, we indicate the fixed matching in the cluster graph by blue connections and additional edges by gray connections.

(mod s). This can be done similarly as for P_{i_1} above and we add the internal vertices to W_0 (this adds $6s$ vertices, see Figure 8).

We repeat the same procedure to cover v_{2s}, \dots, v_{s+1} and are left to deal with $|Y_{i_s}| - s = |X_{i_s}| \equiv 0 \pmod{s}$ and $|Y_{i_{s+1}}| - s = |X_{i_{s+1}}| \equiv 0 \pmod{s}$. For this let \mathcal{A} be the clusters in R that share an edge in M with a neighbour of the cluster Y_{i_j} and, similarly, let \mathcal{B} be the clusters in R that share an edge in M with a neighbour of the cluster $Y_{i_{j+1}}$. By Fact 19 applied to \mathcal{A} and \mathcal{B} we find indices j_1, j_2 such that $X_{j_1}, Y_{j_1}, X_{j_2}, Y_{j_2} \in H$ and $Y_{i_s}X_{j_1}, Y_{j_1}Y_{j_2}$, and $X_{j_2}Y_{i_{s+1}}$ are edges of R . We extend the paths P_{j_1} and P_{j_2} such that after removing the internal vertices we have $|X_{j_1}| = |Y_{j_1}| \equiv 0 \pmod{s}$, $|X_{j_2}| = |Y_{j_2}| \equiv 0 \pmod{s}$, $|Y_{i_s}| = |X_{i_s}| \equiv 0 \pmod{s}$, and $|Y_{i_{s+1}}| = |X_{i_{s+1}}| \equiv 0 \pmod{s}$. We add the internal vertices to W_0 (this adds $10s$ vertices, see Figure 9).

It is easy to ensure that in each of these steps the new end-tuples are always well-connected. During this procedure when absorbing $2s$ vertices into the paths we added at most $18s^2$ vertices to W_0 .

Reset after νn iterations. We can repeat this for νn steps as this still guarantees that $|W_0| \leq 18s^2\nu n$ as required. It follows from the bound on ν that no degree in the regular pairs in M dropping below $\frac{d}{2} \cdot \frac{n}{\ell}$. Moreover, for $i \in [\ell']$ the end-tuples of the path P_i that were well-connected at some point still have at least $\frac{1}{4}d^s L$ common neighbours into the respective sets. After νn steps we want to get close enough to the original situation such that we can continue for another νn steps. By Lemma 5 for any $i \in [\ell']$ we need to remove at most $2\varepsilon \frac{n}{\ell}$ vertices from the X_i, Y_i to get that (X_i, Y_i) is $(2\varepsilon, \frac{3d}{4})$ -super-regular. We will greedily absorb these vertices into the path P_i by alternating between X_i and Y_i without any degree dropping below $\frac{3d}{4} \cdot \frac{n}{\ell}$. Here we use that the original pair was (ε, d) -regular and that it intersects W in at most $\frac{1}{2} \frac{n}{\ell}$ vertices. While doing this, we can ensure that, for each $i \in [\ell']$, both ends of the path P_i are extended at least two steps and the ends are well-connected again. We add the vertices used in these paths to W , also move the vertices from W_0 to W , and set $W_0 = \emptyset$. We continue by covering $2s$ vertices from V_0 as explained above.

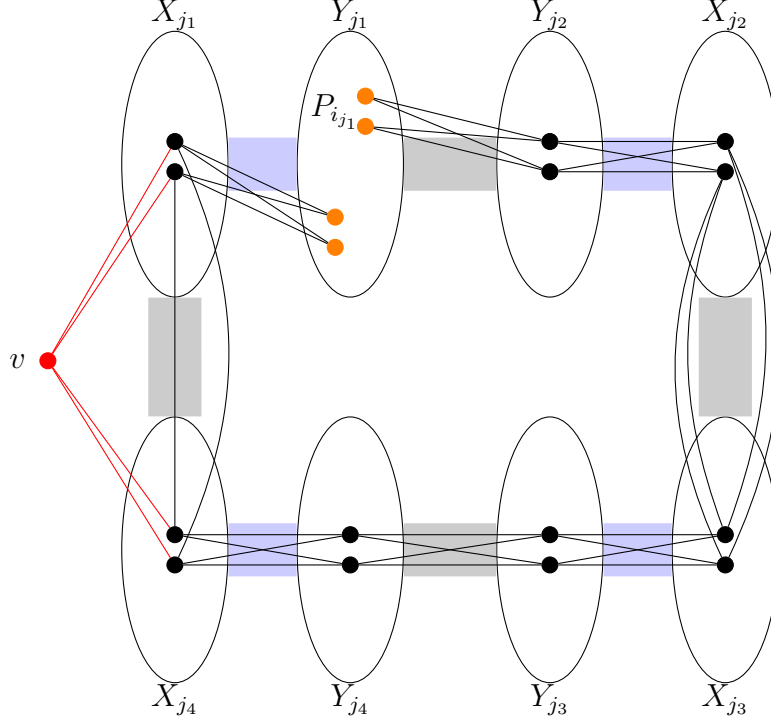


FIGURE 10. Absorbing v in the even case, where $r = 2s = 4$. The blue and gray connections represent the matching edges and non-matching edges in the cluster graph again.

Covering the last vertices. We can repeat this until $|V_0| < 2s$ and if $|V_0| = 0$ we are done with this step. Otherwise, we have $|V_0| = t \neq 0$, $n \not\equiv 0 \pmod{2s}$, and we can not find the $\frac{r}{2}$ -blow-up of a cycle. If r is odd $nr \equiv 0 \pmod{2}$ implies that n and also t are even. We need to absorb the last t vertices in a different way. If r is even, let $v \in V_0$ and with Fact 19 pick j_1, j_4 such that $X_{j_1}, X_{j_4} \in H(v)$, $Y_{j_1}, Y_{j_4} \in H$, and $X_{j_1}X_{j_4}$ is an edge of R . Then we consider those clusters that share an edge of M with a neighbour of Y_{j_1} and Y_{j_4} respectively and with Fact 19 pick j_2, j_3 such that $X_{j_2}, Y_{j_2}, X_{j_3}, Y_{j_3} \in H$, and $Y_{j_1}Y_{j_2}$, $Y_{j_4}Y_{j_3}$, and $X_{j_2}X_{j_3}$ are edges of R . We extend the path P_{j_1} by following $Y_{j_1}, X_{j_1}, X_{j_4}, Y_{j_4}, Y_{j_3}, X_{j_3}, X_{j_2}, Y_{j_2}, Y_{j_1}$ such that the vertex v is in the neighbourhood of the new vertices from X_{j_1} and X_{j_4} . This allows us to include v into the path. Note that this is no longer the $\frac{r}{2}$ -blow-up of a path (see Figure 10). If r is odd let $u, v \in V_0$ and we proceed similarly to include both vertices (see Figure 11). Here we find $X_{j_1}, X_{j_4} \in H(v)$ and $X_{i_2}, X_{j_3} \in H(u)$ such that $X_{j_1}X_{j_4}$ and $X_{i_2}X_{j_3}$ are edges of R and then connect Y_{j_1} to Y_{j_2} and Y_{j_4} to Y_{j_3} as in the even case by using four additional clusters for each connection. Note that here the path structure on the lower half also is not an $\frac{r}{2}$ -blow-up (alternating $K_{s,s}$ and $K_{s,s} - K_{1,1}^{(s)}$), but has one edge shifted (alternating $K_{s,s} - K_{1,1}$ and $K_{s,s} - K_{1,1}^{(s-1)}$).

Summary. We need to estimate the number of vertices added to W throughout the whole procedure of covering V_0 , which are at most $2\beta n$ vertices. There are at most $\lceil \frac{2\beta n}{2svn} \rceil \leq \frac{\beta}{sv} + 1$ iterations of the argument for covering $2svn$ vertices and for covering $2s$

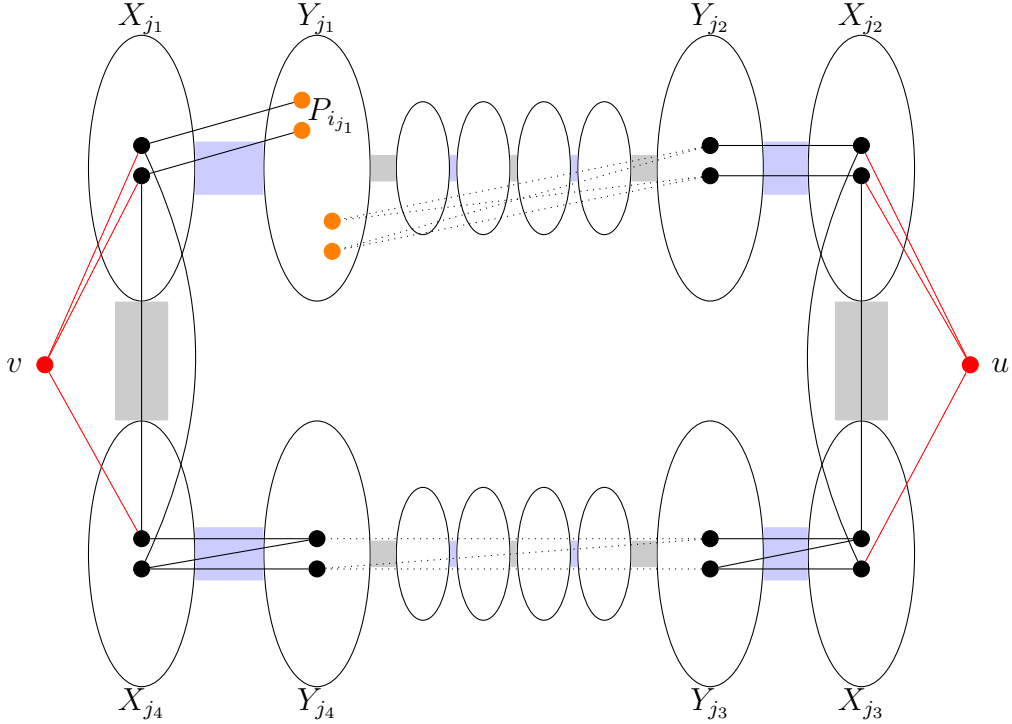


FIGURE 11. Absorbing v and u in the odd case, where $r = 3, s = 2$. The blue and gray connections represent the matching edges and non-matching edges in the cluster graph again. The dotted edges indicate an r -regular r -connected path.

vertices of V_0 we need at most $18s^2$ vertices. During these iterations we will always have

$$|W| \leq \frac{18s^2}{2s} 2\beta n + \left(\frac{\beta}{s\nu} + 1 \right) \cdot \ell' 2\varepsilon \frac{n}{\ell} \cdot 2s \leq 20s\beta n,$$

where the second term comes from the vertices we need to absorb after each iteration. Covering the last $t < 2s$ vertices does not change anything and, therefore, we can indeed repeat this until all vertices from V_0 are covered by the paths.

Step 6. We fully absorbed V_0 into the connecting paths such that the end-tuples are well-connected to the other side of the matching edge. Let $i \in [\ell']$ and denote by $\mathbf{x} = (x_1, \dots, x_s)$ and $\mathbf{y} = (y_1, \dots, y_s)$ the end-tuples of the paths P_{i-1} and P_i , respectively. Remove \mathbf{x} from X_i and \mathbf{y} from Y_i , note that $|X_i| = |Y_i| \equiv 0 \pmod{s}$ and that (X_i, Y_i) is $(2\varepsilon, \frac{d}{2})$ -super-regular. Denote the common neighbours of \mathbf{x} in Y_i by Y' , the common neighbours of \mathbf{y} in X_i by X' , and note that $|X'|, |Y'| \geq \frac{1}{4}d^s|X|$. Therefore, we can apply Lemma 7 to cover X_i and Y_i with the $\frac{r}{2}$ -blow-up of a path and end-tuples within X' and Y' , which then connects P_{i-1} to P_i .

Together this gives an r -regular subgraph in G . In the case when $n \equiv 0 \pmod{2s}$ we have constructed the $\frac{r}{2}$ -blow-up of a path, which is r -connected. To see that it is also r -connected in the other cases it suffices to observe that in the case when r is even removing a perfect matching from a $K_{s,s}$ and adding a vertex v to all these r vertices (see Figure 10) preserves this property. Similarly, in the case when r is odd, removing a perfect matching

from two copies of $K_{s,s}$, connecting vertices u, v two r of these vertices, and shifting the path in between as described (see Figure 11) also preserves this property. \square

REFERENCES

- [1] G. A. Dirac, “Some theorems on abstract graphs,” *Proceedings of the London Mathematical Society*, vol. s3-2, no. 1, pp. 69–81, 1952.
- [2] J. Komlós, G. N. Sárközy, and E. Szemerédi, “Proof of the seymour conjecture for large graphs,” *Annals of Combinatorics*, vol. 2, pp. 43–60, Mar. 1998.
- [3] K. Corradi and A. Hajnal, “On the maximal number of independent circuits in a graph,” *Acta Math. Acad. Sci. Hung.*, vol. 14, pp. 423–439, 1963.
- [4] A. Hajnal and E. Szemerédi, “Proof of a conjecture of Erdős,” in *Combinatorial Theory and its Applications*, pp. 601–623, Colloq. Math. Soc. J. Bolyai 4, 1970.
- [5] J. Böttcher, M. Schacht, and A. Taraz, “Proof of the bandwidth conjecture of Bollobás and Komlós,” *Math. Ann.*, vol. 343, no. 1, pp. 175–205, 2009.
- [6] D. Kühn and D. Osthus, “Embedding large subgraphs into dense graphs,” in *Surveys in combinatorics 2009. Papers from the 22nd British combinatorial conference, St. Andrews, UK, July 5–10, 2009*, pp. 137–167, Cambridge: Cambridge University Press, 2009.
- [7] M. Kriesell. Personal communication.
- [8] J. Bang-Jensen and M. Kriesell, “Good acyclic orientations of 4-regular 4-connected graphs,” *arXiv preprint arXiv:1912.04569*, 2019.
- [9] B. Bollobas, *Modern Graph Theory*. Berlin Heidelberg: Springer Science & Business Media, 2013.
- [10] E. Szemerédi, “Regular partitions of graphs,” *Problèmes combinatoires et théorie des graphes, Orsay 1976, Colloq. int. CNRS No. 260, 399-401 (1978)*., 1978.
- [11] J. Komlós, G. Sárközy, and E. Szemerédi, “Blow-up lemma,” *Combinatorica*, vol. 17, pp. 109–123, Mar. 1997.
- [12] J. Komlós and M. Simonovits, “Szemerédi’s regularity lemma and its applications in graph theory,” in *Combinatorics, Paul Erdős is eighty, Vol. 2 (Keszthely, 1993)*, pp. 295–352, János Bolyai Math. Soc., Budapest, 1996.
- [13] J. Komlós, G. N. Sárközy, and E. Szemerédi, “On the square of a hamiltonian cycle in dense graphs,” *Random Struct. Algorithms*, vol. 9, p. 193–211, Aug. 1996.

HAHNKLIM@MATH.UNI-FRANKFURT.DE, GOETHE UNIVERSITY FRANKFURT, ROBERT-MAYER-STR. 10, 60235 FRANKFURT, GERMANY

PARCZYK@MI.FU-BERLIN.DE, FU BERLIN, ARNIMALLEE 3, 14195 BERLIN, GERMANY

YURY.PERSON@TU-ILMENAU.DE, TU ILMENAU, WEIMARER STR. 25, 98684 ILMENAU, GERMANY