

Long-lived quantum coherent dynamics of a Λ -system driven by a thermal environment

Suyesh Koyu and Timur V. Tscherbul^a

¹*Department of Physics, University of Nevada, Reno, NV, 89557, USA*

(Dated: October 18, 2022)

We present a theoretical study of quantum coherent dynamics of a three-level Λ system driven by a thermal environment (such as blackbody radiation), which serves as an essential building block of photosynthetic light-harvesting models and quantum heat engines. By solving the nonsecular Bloch-Redfield master equations, we obtain analytical results for the ground-state population and coherence dynamics and classify the dynamical regimes of the incoherently driven Λ -system as underdamped and overdamped depending on whether the ratio $\Delta/[rf(p)]$ is greater or less than one, where Δ is the ground-state energy splitting, r is the incoherent pumping rate, and $f(p)$ is a function of the transition dipole alignment parameter p . In the underdamped regime, we observe long-lived coherent dynamics that lasts for $\tau_c \simeq 1/r$, even though the initial state of the Λ -system contains no coherences in the energy basis. In the overdamped regime for $p = 1$, we observe the emergence of coherent quasi-steady states with the lifetime $\tau_c = 1.34(r/\Delta^2)$, which have low von Neumann entropy compared to the conventional thermal states. We propose an experimental scenario for observing noise-induced coherent dynamics in metastable He^* atoms driven by x-polarized incoherent light. Our results suggest that thermal excitations can generate experimentally observable long-lived quantum coherent dynamics in the ground-state subspace of atomic and molecular Λ systems in the absence of coherent driving.

^a Corresponding author. Electronic address: ttscherbul@unr.edu

I. INTRODUCTION

The quantum dynamics of multilevel atoms and molecules interacting with noisy electromagnetic fields [most notably, blackbody radiation (BBR)] plays a central role in photosynthetic energy transfer in biological systems [1–5], quantum thermodynamics [6–8] and precision measurement [9–12]. In particular, the essential first steps in photosynthetic energy transfer [1, 13–17] and in vision [18–22] involve photoexcitation of biological chromophore molecules by incoherent solar light, which can be approximated as a BBR source [13, 14]. The role of quantum coherence in these primary biological processes remains incompletely understood, and continues to attract significant interest [1–3]. In addition, BBR shifts atomic and molecular energy levels and causes incoherent transitions between them, limiting the precision of highly accurate spectroscopic measurements [9–12].

The standard theoretical treatment of quantum dynamics of multilevel atoms and molecules driven by the blackbody radiation is based on solving the secular (Pauli) rate equations [23, 24] for the time evolution of state populations. While adequate in many cases of practical interest, the rate equations rely on the secular approximation, which neglects the coherences between the atomic and/or molecular energy levels [23, 24]. The secular approximation cannot be justified in the presence of nearly degenerate energy levels (also known as Liouvillian degeneracies [25]), in which case the more sophisticated Bloch-Redfield (BR) master equations, which account for the population-to-coherence coupling terms, should be used [4, 26–35]. The population-to-coherence couplings lead to interesting and underexplored physical effects, such as the generation of noise-induced quantum coherences by thermal driving alone (i.e. in the absence of coherent driving) starting from a coherence-free initial state [4, 7, 8, 27–29, 36–40]. These noise-induced Fano coherences arise due to the interference of different incoherent transition pathways [3, 4, 27, 30] caused by the cross-coupling terms in the light-matter interaction Hamiltonian of the form $\mu_{ik} \cdot \mu_{jk}$ [41], where $\mu_{ij} = \langle i | \mu | j \rangle$ are the transition dipole matrix elements in the system eigenstate basis. Physically, these cross couplings arise from the transitions $k \leftrightarrow i$ and $k \leftrightarrow j$ being driven by the same mode of the incoherent radiation field [3]. Importantly, these couplings do not average to zero under isotropic incoherent excitation if the corresponding transition dipole moments are non-orthogonal ($\mu_{ik} \cdot \mu_{jk} \neq 0$) [4, 42].

Early theoretical studies of Fano coherences focused on coherent population trapping and resonance fluorescence of trapped ions [36, 37]. Ref. [36] considered a four-level system driven by polarized incoherent radiation in addition to a coherent pump field, and proposed it for lasing without inversion. More recent theoretical work investigated the role of Fano coherences in suppressing spontaneous emission from three-level atoms [43], in enhancing the efficiency of quantum heat engines [7, 8], in biological processes induced by solar light [1, 15, 16, 44–46] and in negative entropy production [47]. We have explored the dynamical evolution of Fano coherences in a model three-level V-system excited by isotropic [4, 27, 29] and polarized [28, 40] incoherent light. In the latter case, we explored the properties of coherent quasi-steady states [48], which form in the long-time limit and differ substantially from the conventional thermal states predicted by the secular rate equations. Recently, closely related vacuum-induced Fano coherences have been detected experimentally in a cold ensemble of Rb atoms [49].

A three-level Λ -system consisting of two nearly degenerate ground levels radiatively coupled to a single excited level [see Fig. 1(a)] is a paradigmatic quantum multilevel system, which serves as a fundamental building block of photosynthetic light-harvesting complexes [1, 15–17], quantum heat engines [7, 8], and quantum optical systems [50]. However, despite its profound significance, the thermally driven Λ -system has only been explored in the regime of degenerate ground levels ($\Delta = 0$) [39], which is a theoretical idealization due to the presence of degeneracy-lifting Stark and Lamb shifts [41, 51]. This leaves open the question of whether thermal environments can induce and sustain coherent ground-state dynamics in realistic atomic and/or molecular Λ -systems.

Here, we study the quantum dynamics of the Λ -system driven by a thermal environment such as BBR. By solving nonsecular Bloch-Redfield quantum master equations, we obtain analytic results for the time evolution of noise-induced Fano coherences between the ground levels of the Λ -system and establish the existence of two distinct dynamical regimes, where the coherences exhibit either long-lived underdamped oscillations or quasi-steady states with low entropy compared to the conventional thermal states. Our results show that it is possible to generate long-lived quantum coherent dynamics between the ground states of the Λ -system using solely BBR driving, and we suggest an experimental scenario for observing this dynamics (along with the resultant coherent steady states) in metastable He^* atoms in an external magnetic field.

The rest of this paper is structured as follows. In Sec. IIA we formulate the theory of incoherent excitation of the Λ system using the Bloch-Redfield quantum master equations, and present their analytical solutions. In Sec. IIB we discuss two primary regimes of population and coherence dynamics (underdamped and overdamped). In Sec. III we suggest an experimental scenario for observing noise-induced Fano coherences in the steady state using metastable He^* atoms driven by polarized incoherent BBR. Section IV concludes by summarizing the main results of this work.

II. NOISE-INDUCED COHERENT DYNAMICS

A. Theory: Bloch-Redfield master equations and their analytical solution

The energy level structure of the Λ -system, shown in Fig 1(a), consists of two nearly degenerate ground states $|g_1\rangle$ and $|g_2\rangle$ coupled to a single excited state $|e\rangle$ by the incoherent radiation field. As pointed out in the Introduction, the Λ level structure can be regarded as a minimal model of a multilevel quantum system interacting with incoherent BBR. (Another widely used minimal model is the three-level V-system considered elsewhere [4, 27]). The quantum dynamics of the Λ -system driven by isotropic incoherent radiation is described by the Bloch-Redfield (BR) quantum master equations for the density matrix in the eigenstate basis [30, 39]

$$\begin{aligned}\dot{\rho}_{g_i g_i} &= -r_i \rho_{g_i g_i} + (r_i + \gamma_i) \rho_{ee} - p \sqrt{r_1 r_2} \rho_{g_1 g_2}^R \\ \dot{\rho}_{g_1 g_2} &= -i \rho_{g_1 g_2} \Delta - \frac{1}{2} (r_1 + r_2) \rho_{g_1 g_2} \\ &\quad + p (\sqrt{r_1 r_2} + \sqrt{\gamma_1 \gamma_2}) \rho_{ee} - \frac{p}{2} \sqrt{r_1 r_2} (\rho_{g_1 g_1} + \rho_{g_2 g_2})\end{aligned}\quad (1)$$

where $\rho_{g_i g_i}$ are the ground-state populations, $\rho_{g_1 g_2} = \rho_{g_1 g_2}^R + i \rho_{g_1 g_2}^I$ is the coherence between the ground states $|g_1\rangle$ and $|g_2\rangle$ [see Fig. 1 (a)] with the real and imaginary parts $\rho_{g_1 g_2}^R$ and $\rho_{g_1 g_2}^I$, γ_i is the radiative decay rate of the excited state $|e\rangle$ into the ground state $|i\rangle$, $r_i = \bar{n} \gamma_i$ is the incoherent pumping rate, \bar{n} is the average occupation number of the thermal field ($\bar{n} \simeq 10^{-9}$ for typical sunlight-harvesting conditions [4, 52]), $p = (\boldsymbol{\mu}_{g_1 e} \cdot \boldsymbol{\mu}_{g_2 e}) / \mu_{g_1 e} \mu_{g_2 e}$ is the transition dipole alignment factor, and $\boldsymbol{\mu}_{ij}$ is the transition dipole matrix element between the states i and j .

We consider a symmetric Λ -system ($r_1 = r_2 = r$) driven by a suddenly turned on incoherent light. This restriction drastically simplifies the solution of the BR equations without losing the essential physics [4, 27]. Equations (1) rely on the Born-Markov approximation, which is known to be very accurate for quantum optical systems [53]. Significantly, we do not assume the validity of the secular approximation, which cannot be justified for nearly degenerate energy levels [4, 26–35]. This approximation is equivalent to setting $p = 0$ in Eqs. (1), which eliminates the population-to-coherence coupling terms and hence Fano coherences (see below). Several authors have shown that nonsecular BR equations [4, 30–35] and related Lindblad-form master equations [54] generally provide a more accurate description of open quantum system dynamics than secular rate equations.

To solve the BR equations (1) we recast them in matrix form $\dot{\mathbf{x}}(t) = \mathbf{A} \mathbf{x}(t) + \mathbf{d}$, where $\mathbf{x}(t) = (\rho_{g_1 g_1}, \rho_{g_1 g_2}^R, \rho_{g_1 g_2}^I)^T$ is the state vector in the Liouville representation, \mathbf{A} is the matrix of coefficients on the right-hand side of Eq. (1), \mathbf{d} is a constant driving vector, and \mathbf{x}_0 defines the initial conditions for the density matrix [55]. The solutions of the matrix BR equation $\mathbf{x}(t) = e^{\mathbf{A}t} \mathbf{x}_0 + \int_0^t ds e^{\mathbf{A}(t-s)} \mathbf{d}$ may be expressed in terms of the eigenvalues of \mathbf{A} , which determine the decay timescales of the different eigenmodes of the system [55]. The general features of the solutions can be understood without finding the eigenvalues by considering the discriminant of the characteristic equation [55]

$$D = B^3 + [C - \frac{3}{2} A(B + A^2)]^2 \quad (2)$$

where $A = \frac{1}{3}(5r + 2\gamma)$, $B = \frac{1}{3}[\Delta^2 + r^2 + (2 - p^2)r(3r + 2\gamma)] - A^2$, and $C = \frac{1}{2}(3r + 2\gamma)[\Delta^2 + (1 - p^2)r^2] + A^3$. Three dynamical regimes can be distinguished depending on the sign of D using the analogy with the damped harmonic oscillator [27]. In the underdamped regime ($D > 0$), \mathbf{A} has one negative real and two complex conjugate eigenvalues, giving rise to an exponentially decaying and two oscillating eigenmodes. In the overdamped regime ($D < 0$) all of the eigenvalues are real and negative and thus the eigenmodes decay exponentially. In the critical regime ($D = 0$) all eigenvalues are real, negative, and at least two of them are equal.

As shown in the Supplementary Material [55], $D = \frac{\gamma^6}{2916} \sum_{k=0}^6 d_k(p, \frac{\Delta}{\gamma}) \bar{n}^k$. Figure 1(b) illustrates the different dynamical regimes of the incoherently driven Λ -system obtained by solving the equation $D = 0$. We observe that the regions of positive D are separated from those of negative D by the critical line $\Delta/\gamma = f(p)\bar{n}$, where $f(p)$ is a universal function of p [55], which gives the slope of the line. Thus, *the overdamped regime is realized for $\Delta/\gamma < f(p)\bar{n}$ and the underdamped regime for $\Delta/\gamma > f(p)\bar{n}$.*

In the limit $\bar{n} \rightarrow 0$ we obtain $D = \frac{\gamma^6}{27} (\frac{\Delta}{\gamma})^2 [(\frac{\Delta}{\gamma})^2 + 4]^2 > 0$. Thus, as shown below, the Λ -system predominantly exhibits underdamped oscillatory dynamics under weak thermal driving, in marked contrast with the weakly driven V-system, where the underdamped regime is realized only for $\Delta/\gamma > 1$ [4, 27, 29]. This is because the ground states of the Λ -system are not subject to spontaneous decay, unlike the excited states of the V-system. As a result, the two-photon coherence lifetime of the V-system scales as $1/\gamma$, whereas that of the Λ -system as $1/r$ (as follows from Eq. (1) for $p = 0$). We note that while the overdamped regime does exist in the weakly driven Λ -system when $\Delta/r < p^2/2$ [55], it is a highly restrictive condition, so we limit our discussion below to underdamped dynamics.

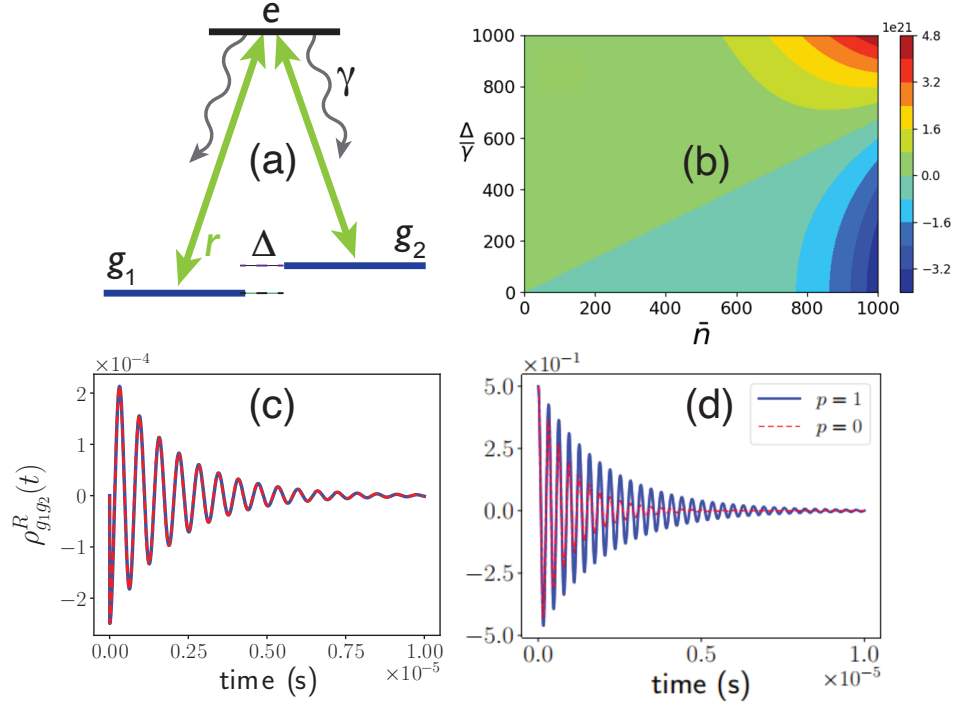


FIG. 1. (a) Schematic diagram of the Λ system with two ground states $|g_1\rangle$ and $|g_2\rangle$ and a single excited state $|e\rangle$. (b) The discriminant D as a function of the average photon number \bar{n} and the reduced splitting Δ/γ showing the different dynamical regimes of the incoherently driven Λ -system. Regions of positive D correspond to the underdamped regime; those of negative D to the overdamped regime. (c) Coherence dynamics of the Λ system initially in the fully mixed thermal state $[\rho_{g_i g_i}(0) = 1/2, \rho_{g_1 g_2}(0) = 0]$ for $\Delta/\gamma = 10^{-2}$, $\gamma = 10^9 \text{ s}^{-1}$, $\bar{n} = 10^{-3}$ and $p = 1$. Full line – numerically exact results, dashed line – analytical results. (d) Same as (c) for the initial coherent superposition $[\rho_{g_1 g_2}(0) = 1/2]$ with $p = 1$ (full line) and $p = 0$ (dashed line) for $\Delta/\gamma = 2 \times 10^{-2}$ and $\bar{n} = 10^{-3}$.

The eigenvalues λ_j of \mathbf{A} give the decay rates of the corresponding eigenmodes [55]

$$\lambda_j = -A + \alpha_j \frac{B}{\mathcal{T}} - \beta_j \mathcal{T} \quad (3)$$

where $\mathcal{T} = \sqrt[3]{E + \sqrt{D}}$, $E = [C - \frac{3}{2}A(B + A^2)]$, $\omega = \frac{-1+i\sqrt{3}}{2}$, and the quantities A , B , and C are defined below Eq. (11) and α_j , β_j are the cube roots of unity $[(\alpha_1, \beta_1) = (1, 1), (\alpha_2, \beta_2) = (\omega^2, \omega), \text{ and } (\alpha_3, \beta_3) = (\omega, \omega^2)]$. We next consider the various limits of coherence dynamics defined by the sign of D .

In the *weakly driven regime* ($r/\gamma \ll 1$) the general expressions (32) can be simplified to give $\lambda_1 = -(3r + 2\gamma) = -2\gamma$ and $\lambda_{2,3} = -rQ(\frac{\Delta}{\gamma}) \pm i\Delta$, where $Q(x) \in [1/2, 1]$ is a smooth function, which increases monotonically with $x = \Delta/\gamma$ [55]. The general analytical solutions of the BR equations in the underdamped regime may be written as (see the Supplementary Material [55] for a derivation)

$$\begin{aligned} \rho_{g_1 g_2}^R(t) &= [\rho_{g_1 g_2}^R(0) \cos \Delta t + \rho_{g_1 g_2}^I(0) \sin \Delta t] e^{-rQ(\frac{\Delta}{\gamma})t} \\ &\quad + \frac{pr}{2[4\gamma^2 + \Delta^2]} \left[2\gamma e^{-2\gamma t} - (2\gamma \cos \Delta t + \Delta \sin \Delta t) e^{-rQ(\frac{\Delta}{\gamma})t} \right] \\ \rho_{g_1 g_2}^I(t) &= [-\rho_{g_1 g_2}^R(0) \sin \Delta t + \rho_{g_1 g_2}^I(0) \cos \Delta t] e^{-rQ(\frac{\Delta}{\gamma})t} \\ &\quad + \frac{pr}{2[4\gamma^2 + \Delta^2]} \left[\Delta e^{-2\gamma t} + (2\gamma \sin \Delta t - \Delta \cos \Delta t) e^{-rQ(\frac{\Delta}{\gamma})t} \right]. \end{aligned} \quad (4)$$

Here, $\rho_{ij}(0)$ specify the initial conditions for the density matrix of the Λ -system at $t = 0$, which we assume to be in an equal coherent superposition $[\rho_{g_1 g_1}(0) = \rho_{g_2 g_2}(0) = 1/2]$.

In the important particular case of a fully mixed, coherence-free initial state, we have $\rho_{g_1 g_2}(0) = 0$ and $\rho_{g_i g_i}(0) = 1/2$,

and Eqs. (4) reduce to

$$\begin{aligned}\rho_{g_1g_2}^R(t) &= \frac{pr}{2[4\gamma^2 + \Delta^2]} [2\gamma e^{-2\gamma t} - (2\gamma \cos \Delta t + \Delta \sin \Delta t) e^{-rQ(\frac{\Delta}{\gamma})t}], \\ \rho_{g_1g_2}^I(t) &= \frac{pr}{2[4\gamma^2 + \Delta^2]} [\Delta e^{-2\gamma t} + (2\gamma \sin \Delta t - \Delta \cos \Delta t) e^{-rQ(\frac{\Delta}{\gamma})t}].\end{aligned}\quad (5)$$

The concomitant population dynamics are given by

$$\rho_{g_1g_1}(t) = \frac{1}{(3r + 2\gamma)} [r + \gamma + \frac{r}{2} e^{-2\gamma t}]. \quad (6)$$

B. Noise-induced coherent dynamics of the Λ -system

Figure 1(c) shows the ground-state population and coherence dynamics of the incoherently driven Λ -system initially in the incoherent mixture of the ground states ($\rho_{g_i g_i}(0) = 1/2$) for $p = 1$ obtained by numerical solution of the BR equations. We observe that incoherent driving produces quantum beats due to Fano coherences *in the absence of initial coherence in the system*. The coherent oscillations decay on the timescale $[rQ(\frac{\Delta}{\gamma})]^{-1}$ in agreement with the analytical result (162). As the energy gap between the ground levels narrows down, the function $Q(\frac{\Delta}{\gamma})$ decreases from 1 to $1/2$ [55] and the coherence lifetime increases by a factor of two. This is because the incoherent excitations $|g\rangle \leftrightarrow |e_i\rangle$ interfere more effectively at small Δ/γ [40], as signaled by the non-negligible population-to-coherence coupling term $-p\sqrt{r_1 r_2} \rho_{g_1g_2}^R$ in Eq. (1) in the limit $\Delta/\gamma \ll 1$. We note that if incoherent driving is turned on gradually (rather than suddenly, as assumed here) the quantum beats will become suppressed, until they eventually disappear in the limit of adiabatically turned on incoherent driving [56, 57]. However, steady-state Fano coherences generated by polarized incoherent excitation (see Sec. III) do survive the adiabatic turn-on [40].

If the Λ -system is initialized in a coherent superposition of its ground states ($\rho_{g_1g_2}(0) = 1/2$) the dynamics under incoherent driving is given by Eq. (4) and contains additional terms proportional to $\rho_{g_1g_2}(0)$, which arise from the coherent initial condition [55]. From Fig. 1(d) we observe that, in the absence of Fano interference ($p = 0$), the initially excited coherent superposition decays on the timescale $1/r$ as expected due to incoherent transitions to the excited state $|g_i\rangle \rightarrow |e\rangle$ followed by spontaneous decay to the vacuum modes of the electromagnetic field (indeed, the analytical solution of the BR equations (1) for $p = 0$ is $\rho_{g_1g_2}(t) = \rho_{g_1g_2}(0) e^{-(i\Delta + r)t}$). Thus, Fano interference generated by incoherent driving “extends” the lifetime of the initial coherent superposition due to the noise-induced contribution (162).

We now turn to the overdamped dynamics of the strongly driven Λ -system defined by the condition $\Delta/r < f(n)$. Expanding the eigenvalues of \mathbf{A} in $1/\bar{n} \ll 1$ we find that λ_i do not depend on Δ/γ for $p < p_c$, where $p_c \simeq 1$ [29, 55]. Remarkably, when the transition dipoles are nearly perfectly aligned ($p > p_c$), the scaling changes dramatically to $\lambda_2 = -0.75 \frac{\gamma}{\bar{n}} (\Delta/\gamma)^2$, giving rise to a coherent quasi-steady state with the lifetime $\tau_c = 1.34r/\Delta^2$ that increases without limit as $\Delta \rightarrow 0$. This point is illustrated in Figs. 2(a) and (b), where we plot the population and coherence dynamics of the Λ -system strongly driven by incoherent light. We observe that the coherences rise quickly from zero to an intermediate “plateau” value, where they remain for $t = \tau_c$ before eventually decaying back to zero. Our analytical results for coherence dynamics are in excellent agreement with numerical calculations as shown in Figs. 2(a) and (b) (see the Supplementary Material [55]). They reduce to prior $\Delta = 0$ results [39] in the limit $\Delta \rightarrow 0$, where the quasisteady states shown in Figs. 2(a) and (b) become true steady states.

To understand the physical origin of long-lived Fano coherences in the Λ -system, we use the effective decoherence rate model [29]. As shown in Fig. 2(c) the decay of the ground-state population $\rho_{g_i g_i}$ is accompanied by a steady growth of the population inversion $\rho_{ee} - \rho_{g_1g_1}$, which drives coherence generation. We observe that in the quasisteady state the time evolution of the population difference is identical to that of $\rho_{g_1g_2}^R$ and that $\rho_{g_1g_2}^I$ is time-independent. Neglecting the terms proportional to γ in Eq. (1), which is a good approximation in the strong pumping limit, and setting the left-hand side of the resulting expression to zero, we obtain $\rho_{g_1g_2}^I = -(\Delta/r) \rho_{g_1g_2}^R$ [55]. This leads to a simplified equation of motion for $\rho_{g_1g_2}^R$ valid at $t > 1/r$, $\dot{\rho}_{g_1g_2}^R = -r(1 - p + \Delta^2/r^2) \rho_{g_1g_2}^R$, which implies an exponential decay of the ground-state Fano coherence. The coherence lifetime

$$1/\tau_d^{\text{eff}} = r(1 - p + \Delta^2/r^2), \quad (7)$$

is consistent with the analytical result derived above. There are two distinct contributions to the overall decoherence rate in Eq. (170) which are similar to those identified in our previous work on the V-system [29]: (i) the interplay

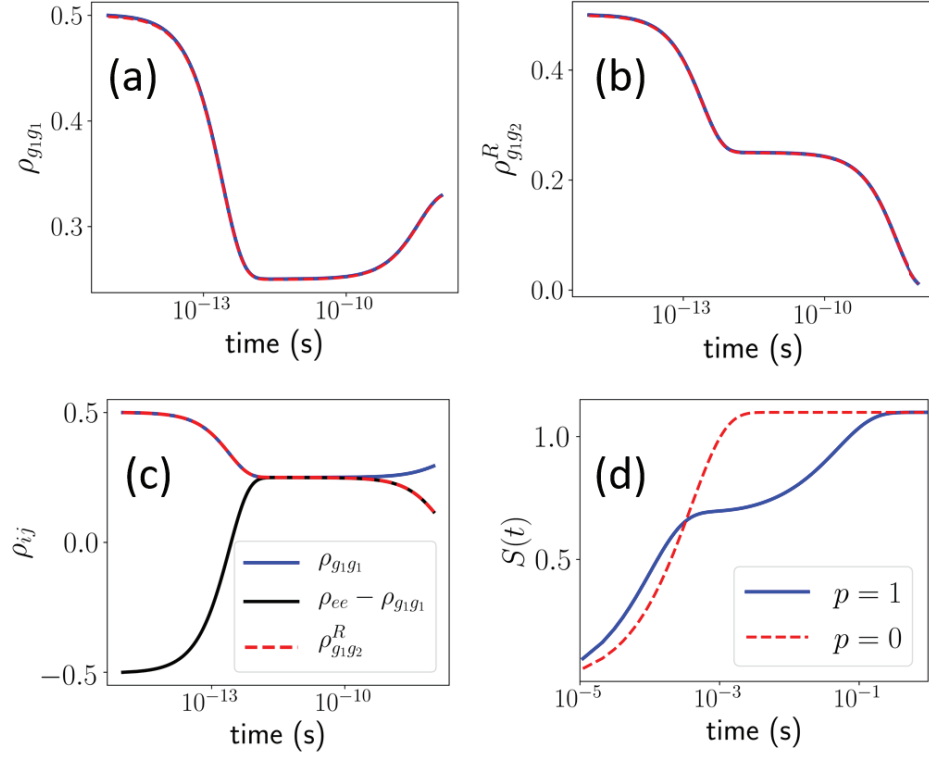


FIG. 2. Ground-state population (a), coherence (b) and population difference (c) dynamics of the Λ -system strongly driven by incoherent light ($\bar{n} = 10^3$, $\gamma = 10^9 \text{ s}^{-1}$, $\Delta/\gamma = 10$ and $p = 1$). The Λ system is initially in the fully mixed state $\rho(0) = \frac{1}{2}(|g_1\rangle\langle g_1| + |g_2\rangle\langle g_2|)$. (d) Time evolution of the von Neumann entropy with full Fano coherence [blue solid line] and without Fano coherence [red dashed line] for $\bar{n} = 10^3$ and $\Delta/\gamma = 10^2$. The ground states are initially in the coherent superposition $\rho(0) = \frac{1}{2}(|g_1\rangle\langle g_1| + |g_2\rangle\langle g_2| + |g_1\rangle\langle g_2| + |g_2\rangle\langle g_1|)$.

between coherence-generating Fano interference and incoherent stimulated emission [the term $r(1-p)$] and (ii) the coupling between the real and imaginary parts of the coherence due to the unitary evolution [the term Δ^2/r]. The first mechanism does not contribute in the limit $p \rightarrow 1$, explaining the formation of the long-lived coherent quasi-steady state shown in Fig. 2, which decays via mechanism (ii) at a rate $\propto r/\Delta^2$.

Figure 2(d) shows the time evolution of the von Neumann entropy, $\mathcal{S}(t) = -\text{Tr}(\rho \ln \rho)$, of the incoherently driven Λ -system calculated with ($p = 1$) and without ($p = 0$) Fano coherence. The analytic expression for the entropy in terms of the populations and coherences is [55]

$$\mathcal{S}(t) = -\left[(\rho_{g_1g_1} + |\rho_{g_1g_2}|)\ln(\rho_{g_1g_1} + |\rho_{g_1g_2}|) + (\rho_{g_1g_1} - |\rho_{g_1g_2}|)\ln(\rho_{g_1g_1} - |\rho_{g_1g_2}|) + \rho_{ee}\ln\rho_{ee}\right] \quad (8)$$

with $\rho_{ee} = 1 - \rho_{g_1g_1} - \rho_{g_2g_2}$. We observe that the entropy of the long-lived coherent quasi-steady state is two times smaller than that of the corresponding $p = 0$ thermal state due to the presence of substantial coherences in the energy basis. The low-entropy state persists for $\tau_c \propto (r/\Delta^2)$ before decaying to the high-entropy thermal state.

III. PROPOSAL FOR EXPERIMENTAL OBSERVATION OF FANO COHERENCES IN He^* ATOMS

We finally turn to the question of experimental observation of Fano coherences. We suggest metastable $\text{He}(2^3S_1)$ atoms [58, 59] as a readily realizable Λ -system, in which to observe noise-induced coherent dynamics. The Λ -system is formed by the $m = \pm 1$ Zeeman sublevels of the metastable 3S state and the nondegenerate excited 3P_0 state as shown in Fig. 3(a). The energy gap Δ between the Zeeman sublevels is continuously tunable with an external magnetic field, providing access to both the overdamped and underdamped regimes of coherence dynamics. The $^3S_{m=\pm 1} \leftrightarrow ^3P_0$ transitions are driven by a spectrally broadened laser field polarized in the x -direction. This excitation scheme allows us to (i) neglect radiative transitions involving the $m = 0$ ground-state Zeeman sublevel, thereby realizing an ideal three-level Λ -system (since He^* has no hyperfine structure), and (ii) bypass the $p = 1$ condition needed to generate Fano interference via isotropic incoherent excitation [28, 40]. Because both of the Λ -system transitions couple to

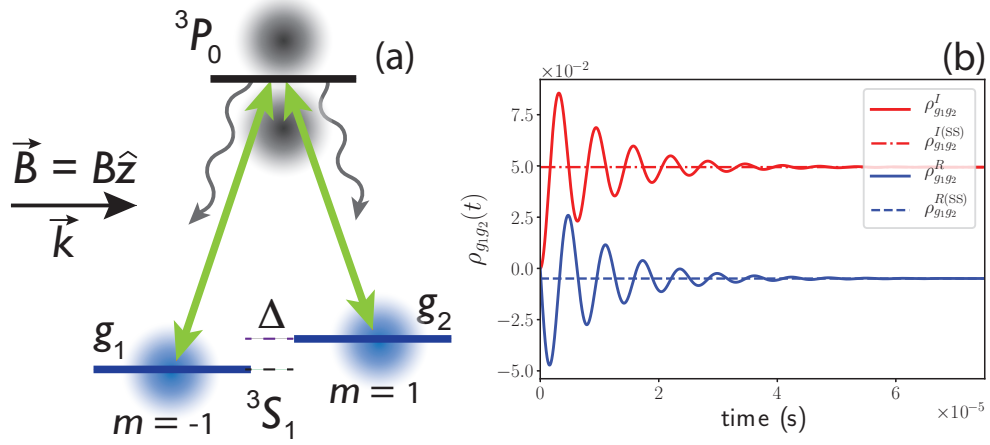


FIG. 3. (a) Schematic diagram of the Λ -system configuration to detect Fano coherences in He^* atoms. The $^3S_{m=\pm 1} \leftrightarrow ^3P_0$ transitions are indicated by double-headed arrows. The magnetic field is parallel to the propagation vector of the x -polarized incoherent light, which defines the quantization axis. (b) Ground-state coherence dynamics of He^* excited by x -polarized incoherent light with the parameters $\gamma = 10^8 \text{ s}^{-1}$, $\bar{n} = 10^{-3}$, and $\Delta/\gamma = 10^{-2}$.

the same polarization mode of the incoherent radiation field, the BR equations (1) can be simplified by replacing $r + \gamma \rightarrow \gamma$ [28, 40, 55].

Figure 3(b) shows ground-state Fano coherence dynamics of a He^* atom driven by x -polarized incoherent light starting from a coherence-free initial state $\rho_{g_i g_i}(0) = 1/2$. As in the case of isotropic incoherent excitation considered above, the coherences exhibit quantum beats with frequency Δ and lifetime $1/(Qr)$. The coherent evolution could be probed by applying a $\pi/2$ radiofrequency pulse (as part of the standard Ramsey sequence [59, 60]) to convert the coherences to the populations of the $m = \pm 1$ atomic states, which could be measured by, e.g., state-selective photoionization [58, 59].

Significantly, as shown in Fig. 3(b), the Fano coherences generated by polarized incoherent excitation do not vanish in the steady state ($t \rightarrow \infty$) unlike those in isotropic excitation. This is a result of the imbalance between polarized incoherent excitation and spontaneous emission (the former is directional whereas the latter is isotropic), leading to a breakdown of detailed balance, and the emergence of non-equilibrium steady-states [28, 40, 48]. The steady-state populations and coherences [55]

$$\begin{aligned} \rho_{g_i g_i}^{(\text{SS})} &= \frac{(r + \gamma)\Delta^2 + r^2\gamma}{(3r + 2\gamma)\Delta^2 + 2r^2\gamma}, \\ \rho_{g_1 g_2}^{R(\text{SS})} &= -\frac{r^2\gamma}{(3r + 2\gamma)\Delta^2 + 2r^2\gamma} \end{aligned} \quad (9)$$

deviate from the values expected in thermal equilibrium [$\rho_{g_i g_i}^{(\text{SS,th})} = (r + \gamma)/(3r + 2\gamma)$]. As in the case of the V-system [40], this could be used to detect Fano coherences by measuring the deviation of steady-state populations from their expected values in thermodynamic equilibrium.

IV. SUMMARY

We have explored the quantum dynamics of noise-induced Fano coherences in a prototypical three-level Λ -system driven by BBR. In contrast to its V-system counterpart [4, 27–29] the weakly driven Λ -system almost always remains in the underdamped regime characterized by oscillatory coherence dynamics that decays on the timescale $1/r$ (for $\Delta/\gamma \gg 1$) or $2/r$ (for $\Delta/\gamma \ll 1$), which can be extremely long for small pumping rates $r/\gamma \simeq 10^{-9}$ relevant for photosynthetic solar light harvesting [4, 52]. This also suggests that Fano coherences may find applications in, e.g., quantum sensing [60], where a qubit's coherence time is a key figure of merit. Similarly, the long-lived coherent quasi-steady states that arise in the strongly driven Λ -system [see Fig. (2)] have lower entropy than the corresponding thermal states, motivating further research into the origin and potential utility of these states [as well as the true coherent steady states shown in Fig. 3(b)] in multilevel quantum systems.

While both the V- and Λ systems are three-level systems, the crucial difference between them is that the nearly degenerate levels of the V-system are subject to spontaneous emission, whereas those of the Λ system are not. As a

consequence, these systems exhibit very different noise-driven dynamics in the regime, where spontaneous emission rate is much higher than the incoherent driving rate. This occurs in the weakly driven regime ($r/\gamma \ll 1$) of importance for photosynthetic light-harvesting under ambient sunlight conditions. On the other hand, if the rate of spontaneous emission is smaller than that of incoherent pumping (the strongly driven regime, $r/\gamma \gg 1$), then one might expect the V and Λ systems to display similar dynamical features, as is indeed the case. One notable example is provided by the long-lived coherent quasi-steady states, which have exactly the same lifetimes for both the V and Λ systems, and can be described by the same effective decoherence rate model [29].

In addition to similar dynamical behavior, the mathematical features of both models in the strongly driven regime are fairly similar. For instance, the zero-discriminant equation of the strongly driven Λ -system given by Eq. (21) of the Supplementary Material [55] is the same as that of the V-system. Furthermore, the expressions for the population and coherence dynamics of the strongly driven Λ - and V-systems have the same form when expressed in terms of the coefficients A_i , B_i , and C_i (see [55], Sec. I.E2). Nevertheless, these coefficients have a completely different dependence on the transition dipole alignment factor p for the V and Λ -systems.

Finally, we propose an experimental scenario for detecting Fano coherences by driving circularly polarized $^3S_{m=\pm 1} \leftrightarrow ^3P_0$ transitions in metastable He atoms excited by x -polarized incoherent radiation and subject to an external magnetic field. Our results suggest that thermal driving can lead to novel long-lived quantum beats and non-thermal coherent steady states in multilevel atomic and molecular systems, motivating further studies of Fano coherences in more complex multilevel molecular systems and of their role in photosynthetic energy transfer processes and in quantum information science.

SUPPLEMENTARY MATERIAL

The Supplementary Material contains a detailed derivation of the analytical solutions of the BR equations presented in the main text.

ACKNOWLEDGEMENTS

We thank Prof. Amar Vutha for suggesting He* as an experimental realization of the Λ -system, and Prof. Paul Brumer for a valuable discussion. This work was partially supported by NSF PHY-1912668.

-
- [1] P. Brumer, Shedding (incoherent) light on quantum effects in light-induced biological processes, *J. Phys. Chem. Lett.* **9**, 2946 (2018).
 - [2] J. Cao, R. J. Cogdell, D. F. Coker, H.-G. Duan, J. Hauer, U. Kleinekathöfer, T. L. C. Jansen, T. Mančal, R. J. D. Miller, J. P. Ogilvie, V. I. Prokhorenko, T. Renger, H.-S. Tan, R. Tempelaar, M. Thorwart, E. Thyraug, S. Westenhoff, and D. Zigmantas, Quantum biology revisited, *Science Advances* **6**, eaaz4888 (2020).
 - [3] A. Dodin and P. Brumer, Noise-induced coherence in molecular processes, *J. Phys. B* **54**, 223001 (2021).
 - [4] T. V. Tscherbul and P. Brumer, Long-lived quasistationary coherences in a V-type system driven by incoherent light, *Phys. Rev. Lett.* **113**, 113601 (2014).
 - [5] J. Olšina, A. G. Dijkstra, C. Wang, and J. Cao, Can natural sunlight induce coherent exciton dynamics?, *arXiv:1408.5385* (2014).
 - [6] R. Kosloff and A. Levy, Quantum heat engines and refrigerators: Continuous devices, *Annu. Rev. Phys. Chem.* **65**, 365 (2014).
 - [7] M. O. Scully, K. R. Chapin, K. E. Dorfman, M. B. Kim, and A. Svidzinsky, Quantum heat engine power can be increased by noise-induced coherence, *Proc. Natl. Acad. Sci. USA* **108**, 15097 (2011).
 - [8] K. E. Dorfman, D. V. Voronine, S. Mukamel, and M. O. Scully, Photosynthetic reaction center as a quantum heat engine, *Proc. Natl. Acad. Sci. USA* **110**, 2746 (2013).
 - [9] K. Beloy, U. I. Safronova, and A. Derevianko, High-accuracy calculation of the blackbody radiation shift in the ^{133}Cs primary frequency standard, *Phys. Rev. Lett.* **97**, 040801 (2006).
 - [10] M. S. Safronova, M. G. Kozlov, and C. W. Clark, Blackbody radiation shifts in optical atomic clocks, *IEEE Transactions on Ultrasonics, Ferroelectrics, and Frequency Control* **59**, 439 (2012).
 - [11] V. D. Ovsiannikov, A. Derevianko, and K. Gibble, Rydberg spectroscopy in an optical lattice: Blackbody thermometry for atomic clocks, *Phys. Rev. Lett.* **107**, 093003 (2011).
 - [12] C. Lisdat, S. Dörscher, I. Nosske, and U. Sterr, Blackbody radiation shift in strontium lattice clocks revisited, *Phys. Rev. Research* **3**, L042036 (2021).

- [13] I. Kassal, J. Yuen-Zhou, and S. Rahimi-Keshari, Does coherence enhance transport in photosynthesis?, *J. Phys. Chem. Lett.* **4**, 362 (2013).
- [14] R. d. J. León-Montiel, I. Kassal, and J. P. Torres, Importance of excitation and trapping conditions in photosynthetic environment-assisted energy transport, *J. Phys. Chem. B* **118**, 10588 (2014).
- [15] T. V. Tscherbul and P. Brumer, Non-equilibrium stationary coherences in photosynthetic energy transfer under weak-field incoherent illumination, *J. Chem. Phys.* **148**, 124114 (2018).
- [16] P.-Y. Yang and J. Cao, Steady-state analysis of light-harvesting energy transfer driven by incoherent light: From dimers to networks, *J. Phys. Chem. Lett.* **11**, 7204 (2020).
- [17] C. Chuang and P. Brumer, LH1-RC light-harvesting photocycle under realistic light-matter conditions, *J. Chem. Phys.* **152**, 154101 (2020).
- [18] D. Polli, P. Altoè, O. Weingart, K. M. Spillane, C. Manzoni, D. Brida, G. Tomasello, G. Orlandi, P. Kukura, R. A. Mathies, M. Garavelli, and G. Cerullo, Conical intersection dynamics of the primary photoisomerization event in vision, *Nature* **467**, 440 (2010).
- [19] K. Schulten and S. Hayashi, Quantum biology of retinal, in *Quantum Effects in Biology*, edited by G. S. Engel, M. B. Plenio, M. Mohseni, and Y. Omar (Cambridge University Press, Cambridge, 2014) pp. 237–263.
- [20] T. V. Tscherbul and P. Brumer, Excitation of biomolecules with incoherent light: Quantum yield for the photoisomerization of model retinal, *J. Phys. Chem. A* **118**, 3100 (2014).
- [21] T. V. Tscherbul and P. Brumer, Quantum coherence effects in natural light-induced processes: cis-trans photoisomerization of model retinal under incoherent excitation, *Phys. Chem. Chem. Phys.* **17**, 30904 (2015).
- [22] C. Chuang and P. Brumer, Steady state photoisomerization quantum yield of model rhodopsin: Insights from wavepacket dynamics?, *J. Phys. Chem. Lett.* **13**, 4963 (2022).
- [23] C. Cohen-Tannoudji, J. Dupont-Roc, and G. Grynberg, *Atom-Photon Interactions: Basic Processes and Applications* (Wiley-VCH, 2004).
- [24] K. Blum, *Density Matrix Theory and Applications*, Chap. 8 (Springer, 2011).
- [25] F. K. Wilhelm, M. J. Storcz, U. Hartmann, and M. R. Geller, Superconducting qubits ii: Decoherence, in *Manipulating Quantum Coherence in Solid State Systems*, edited by M. E. Flatté and I. Tifrea (Springer Netherlands, Dordrecht, 2007) pp. 195–232.
- [26] J. Jeske, D. J. Ing, M. B. Plenio, S. F. Huelga, and J. H. Cole, Bloch-Redfield equations for modeling light-harvesting complexes, *J. Chem. Phys.* **142**, 064104 (2015).
- [27] A. Dodin, T. V. Tscherbul, and P. Brumer, Quantum dynamics of incoherently driven V-type systems: Analytic solutions beyond the secular approximation, *J. Chem. Phys.* **144**, 244108 (2016).
- [28] A. Dodin, T. V. Tscherbul, R. Alicki, A. Vutha, and P. Brumer, Secular versus nonsecular Redfield dynamics and Fano coherences in incoherent excitation: An experimental proposal, *Phys. Rev. A* **97**, 013421 (2018).
- [29] S. Koyu and T. V. Tscherbul, Long-lived quantum coherences in a V-type system strongly driven by a thermal environment, *Phys. Rev. A* **98**, 023811 (2018).
- [30] T. V. Tscherbul and P. Brumer, Partial secular Bloch-Redfield master equation for incoherent excitation of multilevel quantum systems, *J. Chem. Phys.* **142**, 104107 (2015).
- [31] P. R. Eastham, P. Kirton, H. M. Cammack, B. W. Lovett, and J. Keeling, Bath-induced coherence and the secular approximation, *Phys. Rev. A* **94**, 012110 (2016).
- [32] Z. Wang, W. Wu, and J. Wang, Steady-state entanglement and coherence of two coupled qubits in equilibrium and nonequilibrium environments, *Phys. Rev. A* **99**, 042320 (2019).
- [33] C.-Y. Liao and X.-T. Liang, The Lindblad and Redfield forms derived from the Born-Markov master equation without secular approximation and their applications, *Comm. Theor. Phys.* **73**, 095101 (2021).
- [34] M. Merkli, H. Song, and G. P. Berman, Multiscale dynamics of open three-level quantum systems with two quasi-degenerate levels, *J. Phys. A* **48**, 275304 (2015).
- [35] A. Trushechkin, Unified Gorini-Kossakowski-Lindblad-Sudarshan quantum master equation beyond the secular approximation, *Phys. Rev. A* **103**, 062226 (2021).
- [36] M. Fleischhauer, C. H. Keitel, M. O. Scully, and C. Su, Lasing without inversion and enhancement of the index of refraction via interference of incoherent pump processes, *Opt. Commun.* **87**, 109 (1992).
- [37] G. C. Hegerfeldt and M. B. Plenio, Coherence with incoherent light: A new type of quantum beat for a single atom, *Phys. Rev. A* **47**, 2186 (1993).
- [38] V. V. Kozlov, Y. Rostovtsev, and M. O. Scully, Inducing quantum coherence via decays and incoherent pumping with application to population trapping, lasing without inversion, and quenching of spontaneous emission, *Phys. Rev. A* **74**, 063829 (2006).
- [39] B.-Q. Ou, L.-M. Liang, and C.-Z. Li, Coherence induced by incoherent pumping field and decay process in three-level Λ -type atomic system, *Opt. Commun.* **281**, 4940 (2008).
- [40] S. Koyu, A. Dodin, P. Brumer, and T. V. Tscherbul, Steady-state Fano coherences in a V-type system driven by polarized incoherent light, *Phys. Rev. Research* **3**, 013295 (2021).
- [41] Z. Ficek and S. Swain, *Quantum Interference and Coherence: Theory and Experiments* (Springer-Verlag, New York, 2005).
- [42] A. K. Patnaik and G. S. Agarwal, Cavity-induced coherence effects in spontaneous emissions from preselection of polarization, *Phys. Rev. A* **59**, 3015 (1999).
- [43] K. T. Kapale, M. O. Scully, S.-Y. Zhu, and M. S. Zubairy, Quenching of spontaneous emission through interference of incoherent pump processes, *Phys. Rev. A* **67**, 023804 (2003).

- [44] K. A. Jung and P. Brumer, Energy transfer under natural incoherent light: Effects of asymmetry on efficiency, *J. Chem. Phys.* **153**, 114102 (2020).
- [45] V. Janković and T. Mančal, Nonequilibrium steady-state picture of incoherent light-induced excitation harvesting, *J. Chem. Phys.* **153**, 244110 (2020).
- [46] S. Tomasi, D. M. Rouse, E. M. Gauger, B. W. Lovett, and I. Kassal, Environmentally improved coherent light harvesting, *J. Phys. Chem. Lett.* **12**, 6143 (2021).
- [47] C. L. Latune, I. Sinayskiy, and F. Petruccione, Negative contributions to entropy production induced by quantum coherences, *Phys. Rev. A* **102**, 042220 (2020).
- [48] G. S. Agarwal and S. Menon, Quantum interferences and the question of thermodynamic equilibrium, *Phys. Rev. A* **63**, 023818 (2001).
- [49] H. S. Han, A. Lee, K. Sinha, F. K. Fatemi, and S. L. Rolston, Observation of vacuum-induced collective quantum beats, *Phys. Rev. Lett.* **127**, 073604 (2021).
- [50] M. Fleischhauer, A. Imamoglu, and J. P. Marangos, Electromagnetically induced transparency: Optics in coherent media, *Rev. Mod. Phys.* **77**, 633 (2005).
- [51] T. P. Altenmüller, Are there quantum beats from vacuum-induced coherence?, *Z. Phys. D* **34**, 157 (1995).
- [52] K. Hoki and P. Brumer, Excitation of biomolecules by coherent vs. incoherent light: Model rhodopsin photoisomerization, *Procedia Chem.* **3**, 122 (2011).
- [53] H.-P. Breuer and F. Petruccione, *The Theory of Open Quantum Systems* (Clarendon Press, Oxford, 2006).
- [54] G. McCauley, B. Cruikshank, D. I. Bondar, and K. Jacobs, Accurate Lindblad-form master equation for weakly damped quantum systems across all regimes, *npj Quantum Information* **6**, 74 (2020).
- [55] See Supplementary Material at [URL] for a derivation of analytical solutions of the BR equations.
- [56] A. Dodin, T. V. Tscherbul, and P. Brumer, Coherent dynamics of v-type systems driven by time-dependent incoherent radiation, *J. Chem. Phys.* **145**, 244313 (2016).
- [57] A. Dodin and P. Brumer, Generalized adiabatic theorems: Quantum systems driven by modulated time-varying fields, *PRX Quantum* **2**, 030302 (2021).
- [58] W. Vassen, C. Cohen-Tannoudji, M. Leduc, D. Boiron, C. I. Westbrook, A. Truscott, K. Baldwin, G. Birkel, P. Cancio, and M. Trippenbach, Cold and trapped metastable noble gases, *Rev. Mod. Phys.* **84**, 175 (2012).
- [59] W. Vassen, R. P. M. J. W. Notermans, R. J. Rengelink, and R. F. H. J. van der Beek, Ultracold metastable helium: Ramsey fringes and atom interferometry, *Appl. Phys. B* **122**, 289 (2016).
- [60] C. L. Degen, F. Reinhard, and P. Cappellaro, Quantum sensing, *Rev. Mod. Phys.* **89**, 035002 (2017).

Supplemental Material

This Supplementary Material presents a derivation of analytical solutions of the Bloch-Redfield (BR) quantum master equations for the Λ -system driven by isotropic incoherent light (Sec. I). In Sec. II we derive and solve the BR equations for the Λ -system driven by x -polarized incoherent light.

Within Sec. I, section IA provides an overview of the BR equations and of the theoretical procedures used to obtain their analytical solutions. The dynamical regimes of the Λ -system are classified in Sec. IB. In Secs. IC and ID we derive the expressions for the eigenvalues and eigenvectors of the coefficient matrix \mathbf{A} (see main text). Section IE is devoted to the derivation of analytical solutions to the BR-equations in both the overdamped and the underdamped regimes of the strong pumping limit. The effective decoherence rate model used to explain the physical origin of long-lived Fano coherences is derived in Sec. IF.

Section IG is devoted to the weak pumping limit. We derive the eigenvalues of matrix \mathbf{A} , discuss their qualitative features, and provide analytical solutions for the population and coherence dynamics. In Sec. IH, we describe the procedure of computing von Neumann entropy of the incoherently driven Λ -system.

Section IIA presents the derivation of the BR equations for the Λ -system driven by polarized incoherent radiation. The steady-state solutions of these equations are discussed in Sec. IIB. The coefficients relevant to the analytical solutions of the BR equations are listed in Sec. III.

I. Λ -SYSTEM DRIVEN BY INCOHERENT LIGHT: THE BLOCH-REDFIELD EQUATIONS AND THEIR ANALYTICAL SOLUTION

A. Bloch-Redfield equations and their general solutions

We consider a symmetric Λ -system (see main text and Fig. 1) that interacts with a suddenly turned on incoherent radiation field. Within the framework of the Born-Markov approximation, the time dynamics of a Λ -system is given by the Bloch-Redfield (BR) quantum master equations [30]

$$\dot{\rho}_{g_i g_i} = -r_i \rho_{g_i g_i} + (r_i + \gamma_i) \rho_{ee} - p \sqrt{r_1 r_2} \rho_{g_1 g_2}^R \quad (1)$$

$$\dot{\rho}_{g_1 g_2} = -\frac{1}{2}(r_1 + r_2) \rho_{g_1 g_2} - i \rho_{g_1 g_2} \Delta + p(\sqrt{r_1 r_2} + \sqrt{\gamma_1 \gamma_2}) \rho_{ee} - \frac{p}{2} \sqrt{r_1 r_2} (\rho_{g_1 g_1} + \rho_{g_2 g_2}) \quad (2)$$

where

$$\rho_{g_1 g_2} = \rho_{g_1 g_2}^R + i \rho_{g_1 g_2}^I \quad (3)$$

is the coherence between the ground states $|g_1\rangle$ and $|g_2\rangle$ with the real and imaginary parts $\rho_{g_1 g_2}^R$ and $\rho_{g_1 g_2}^I$, γ_i is the radiative decay rate of level $|g_i\rangle$ ($i = 1, 2$), $r_i = \bar{n} \gamma_i$ is the incoherent pumping rate, $p = (\boldsymbol{\mu}_{g_1 e} \cdot \boldsymbol{\mu}_{g_2 e}) / \mu_{g_1 e} \mu_{g_2 e}$ is the transition dipole alignment factor, and $\boldsymbol{\mu}_{g_1 e}, \boldsymbol{\mu}_{g_2 e}$ are the matrix elements of the transition dipole moment vector between the excited and ground states $|e\rangle$ and $|g_i\rangle$.

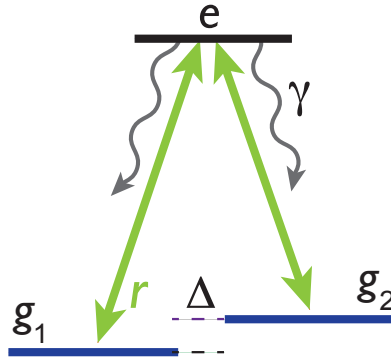


FIG. 1. Schematic diagram of the Λ -system with two quasi-degenerate ground states $|g_1\rangle$ and $|g_2\rangle$ and a single excited state $|e\rangle$. The incoherent pumping rates are r , the spontaneous decay rate of the excited state is γ , and the energy gap between the ground states is Δ .

For a symmetric Λ -system, where $r_1 = r_2 = r$, and $\gamma_1 = \gamma_2 = \gamma$, the BR equations (1) - (2) combined with Eq. (3) reduce to

$$\dot{\rho}_{g_1 g_1} = -r\rho_{g_1 g_1} + (r + \gamma)\rho_{ee} - pr\rho_{g_1 g_2}^R \quad (4)$$

$$\dot{\rho}_{g_1 g_2}^R = -pr\rho_{g_1 g_1} + p(r + \gamma)\rho_{ee} - r\rho_{g_1 g_2}^R + \Delta\rho_{g_1 g_2}^I \quad (5)$$

$$\dot{\rho}_{g_1 g_2}^I = -\Delta\rho_{g_1 g_2}^R - r\rho_{g_1 g_2}^I \quad (6)$$

These equations can be expressed in matrix form

$$\begin{bmatrix} \dot{\rho}_{g_1 g_1} \\ \dot{\rho}_{g_1 g_2}^R \\ \dot{\rho}_{g_1 g_2}^I \end{bmatrix} = \begin{bmatrix} -(3r + 2\gamma) & -pr & 0 \\ -p(3r + 2\gamma) & -r & \Delta \\ 0 & -\Delta & -r \end{bmatrix} \begin{bmatrix} \rho_{g_1 g_1} \\ \rho_{g_1 g_2}^R \\ \rho_{g_1 g_2}^I \end{bmatrix} + \begin{bmatrix} (r + \gamma) \\ p(r + \gamma) \\ 0 \end{bmatrix} \quad (7)$$

or

$$\dot{\mathbf{x}}(t) = \mathbf{A}\mathbf{x}(t) + \mathbf{d} \quad (8)$$

where $\mathbf{x}(t) = [\rho_{g_1 g_1} \quad \rho_{g_1 g_2}^R \quad \rho_{g_1 g_2}^I]^T$ is the state vector in the Liouville representation,

$$\mathbf{A} = \begin{bmatrix} -(3r + 2\gamma) & -pr & 0 \\ -p(3r + 2\gamma) & -r & \Delta \\ 0 & -\Delta & -r \end{bmatrix} \quad (9)$$

is the matrix of coefficients on the right-hand side of Eqs. (4)-(6), and $\mathbf{d} = [(r + \gamma) \quad p(r + \gamma) \quad 0]^T$ is the driving vector.

The inhomogeneous differential equations (8) can be explicitly solved as

$$\mathbf{x}(t) = e^{\mathbf{A}t}\mathbf{x}_0 + \int_0^t ds e^{\mathbf{A}(t-s)}\mathbf{d}, \quad (10)$$

where \mathbf{x}_0 defines the initial conditions for the density matrix. Since we are interested in the generation of noise-induced coherences by incoherent driving, we choose an equal incoherent mixture of the ground states as our initial state, i.e., $\rho_{g_1 g_1}(t) = \rho_{g_2 g_2}(t) = \frac{1}{2}$ or $\mathbf{x}_0 = [\frac{1}{2}, 0, 0]^T$.

B. Dynamical regimes

The physical behavior of the Λ -system as described by the BR equations (8) is governed by the eigenvalues of the coefficient matrix \mathbf{A} . Without explicitly finding the eigenvalues, their general features can be understood by analyzing the discriminant D of the characteristic equation for \mathbf{A}

$$D = B^3 + \left[C - \frac{3}{2}A(B + A^2)\right]^2 \quad (11)$$

where,

$$A = \frac{1}{3}(5r + 2\gamma) \quad (12)$$

$$B = \frac{1}{3}[\Delta^2 + r^2 + (2 - p^2)r(3r + 2\gamma)] - A^2 \quad (13)$$

$$C = \frac{1}{2}(3r + 2\gamma)[\Delta^2 + (1 - p^2)r^2] + A^3 \quad (14)$$

The dynamical regimes of a Λ -system can be classified into three types depending on the sign of D :

1. *Underdamped regime* ($D > 0$) The coefficient matrix \mathbf{A} given by Eq. (9) has three roots, with one of them being real and the other two being complex conjugates of each other. The normal modes consist of an exponentially decaying eigenmode and two oscillating eigenmodes.
2. *Overdamped regime* ($D < 0$) The roots of the coefficient matrix \mathbf{A} are all real and negative. The normal modes all decay exponentially as a function of time.

3. *Critical regime* ($D = 0$) The coefficient matrix \mathbf{A} has three real roots with at least two of them being equal.

This regime is at the boundary between the underdamped and overdamped regimes.

It is convenient to express the terms A , B , C as a function of the occupation number $\bar{n} = r/\gamma$

$$A = \frac{\gamma}{3}(5\bar{n} + 2), \quad (15)$$

$$B = \frac{\gamma^2}{9} \left[\left(3\frac{\Delta^2}{\gamma^2} - 4 \right) - (8 + 6p^2)\bar{n} - (4 + 9p^2)\bar{n}^2 \right], \quad (16)$$

$$C = \frac{\gamma^3}{54} \left[\left(54\frac{\Delta^2}{\gamma^2} + 128 \right) + \left(81\frac{\Delta^2}{\gamma^2} + 120 \right)\bar{n} + \left(354 - 54p^2 \right)\bar{n}^2 + \left(331 - 81p^2 \right)\bar{n}^3 \right], \quad (17)$$

$$C - \frac{3}{2}A(B + A^2) = \frac{\gamma^3}{54} \left[\left(36\frac{\Delta^2}{\gamma^2} + 128 \right) + \left(36\frac{\Delta^2}{\gamma^2} + 48 + 36p^2 \right)\bar{n} + \left(48 + 90p^2 \right)\bar{n}^2 + \left(16 + 54p^2 \right)\bar{n}^3 \right]. \quad (18)$$

Substituting Eqs. (16) and (18) into Eq. (11) we obtain a general expression for D as a polynomial function of the occupation number ($\bar{n} = \frac{r}{\gamma}$)

$$D = \frac{\gamma^6}{2916} \sum_{k=0}^6 d_k \bar{n}^k, \quad (19)$$

where the expansion coefficients d_k are listed in Table I.

1. Solving the equation $D = 0$ in the strong pumping limit

For large $\frac{\Delta}{\gamma}$ and \bar{n} , the significant terms in Eq. (19) are d_0 , $d_4\bar{n}^4$, and $d_6\bar{n}^6$, and the discriminant takes the form

$$D = \frac{\gamma^6}{2916} (d_0 + d_4\bar{n}^4 + d_6\bar{n}^6) \quad (20)$$

To solve the equation $D = 0$, we take $\frac{\Delta}{\gamma} = y$, $\bar{n} = x$ and simplify as

$$0 = \left\{ 4(3y^2 - 4)^3 + (36y^2 + 16)^2 \right\} + \left\{ (12(4 + 9p^2)^2(3y^2 - 4) - 12(4 + 9p^2)(8 + 6p^2)^2 + (48 + 90p^2)^2 \right. \\ \left. + 2(16 + 54p^2)(36y^2 + 48 + 36p^2) \right\} x^4 + \left\{ (16 + 54p^2)^2 - 4(4 + 9p^2)^3 \right\} x^6$$

Dividing on both sides by x^6 , we get

$$0 = 108 \left(\frac{y}{x} \right)^6 + \left\{ 36(4 + 9p^2)^2 + 72(16 + 54p^2)^2 \right\} \left(\frac{y}{x} \right)^2 - \left\{ 12(4 + 9p^2)(8 + 6p^2)^2 - (48 + 90p^2) \right\} \frac{1}{x^2} \\ + \left\{ (16 + 54p^2)^2 - 4(4 + 9p^2)^3 \right\}$$

Neglecting the term proportional to $\frac{1}{x^2}$ for large $\bar{n} = x$ and defining $(\frac{y}{x})^2 = z$, the above equation reduces to the form of a depressed cubic

$$z^3 + Pz + Q = 0, \quad (21)$$

where

$$P = \frac{1}{108} \left\{ 36(4 + 9p^2)^2 + 72(16 + 54p^2)^2 \right\} = 16 + 60p^2 + 27p^4, \quad (22)$$

$$Q = \frac{1}{108} \left\{ (16 + 54p^2)^2 - 4(4 + 9p^2)^3 \right\} = -9p^4(1 + 3p^2). \quad (23)$$

We note that the coefficients P and Q are the same as those derived earlier for a strongly driven V-system [29], which means that the depressed cubic equation (21) is identical to the equation that defines the zero-discriminant line for the V-system [29]. This implies close similarity between the discriminants and, hence, noise-induced coherent dynamics, of the strongly driven Λ - and V-systems.

To solve the depressed cubic equation, we substitute $z = u + v$ into Eq. (21) which becomes

$$u^3 + v^3 + (u + v)(3uv + P) + Q = 0 \quad (24)$$

The arbitrary variables u, v are chosen in such a way that

$$\begin{aligned} (3uv + P) &= 0 \\ uv &= -\frac{P}{3} \end{aligned} \quad (25)$$

Cubing Eq. (25) on both sides and expressing v^3 in terms of u^3 , we get

$$v^3 = -\frac{P^3}{27} \frac{1}{u^3} \quad (26)$$

Using Eqs. (25) and (26) into Eq. (24), we rearrange terms to get a quadratic equation in $u^3 = t$

$$t^2 + Qt - \frac{P^3}{27} = 0 \quad (27)$$

The two roots of the above equation are

$$t_1 = -\frac{Q}{2} + \sqrt{\frac{Q^2}{4} + \frac{P^3}{27}} \quad (28)$$

$$t_2 = -\frac{Q}{2} - \sqrt{\frac{Q^2}{4} + \frac{P^3}{27}} \quad (29)$$

We set $u^3 = t_1, v^3 = t_2$ which satisfy the required conditions $u^3 + v^3 = -Q, u^3v^3 = -\frac{P^3}{27}$. This shows that $u = \sqrt[3]{t_1}$ and $v = \sqrt[3]{t_2}$ are solutions to Eq. ((24)). As $z = (\frac{y}{x})^2$ cannot be complex valued and $\sqrt[3]{t_1}, \sqrt[3]{t_2}$ are real and positive for all p , the real solution for z is

$$\begin{aligned} z &= u + v, \\ \left(\frac{y}{x}\right)^2 &= \sqrt[3]{t_1} + \sqrt[3]{t_2}, \\ \frac{\Delta}{\gamma} &= \sqrt{\sqrt[3]{t_1} + \sqrt[3]{t_2}} \bar{n}, \\ \frac{\Delta}{\gamma} &= f(p) \bar{n}, \end{aligned} \quad (30)$$

where

$$f(p) = \sqrt{\sqrt[3]{t_1} + \sqrt[3]{t_2}} \quad (31)$$

with t_1 and t_2 given by Eqs. (28) and (29).

This shows that in the strong pumping limit and for large values of $\frac{\Delta}{\gamma}$, and \bar{n} the critical line behaves as a straight line with the slope given by $m = f(p)$, a function of p only.

Figure 2 displays the lines of zero discriminant ($D = 0$) as a function of $\bar{n} \gg 1$, and ground-state energy splitting Δ/γ for $p = 1$. The zero discriminant line separates the underdamped ($D \not\leq 0$) and overdamped ($D \leq 0$) regimes of the Λ -system.

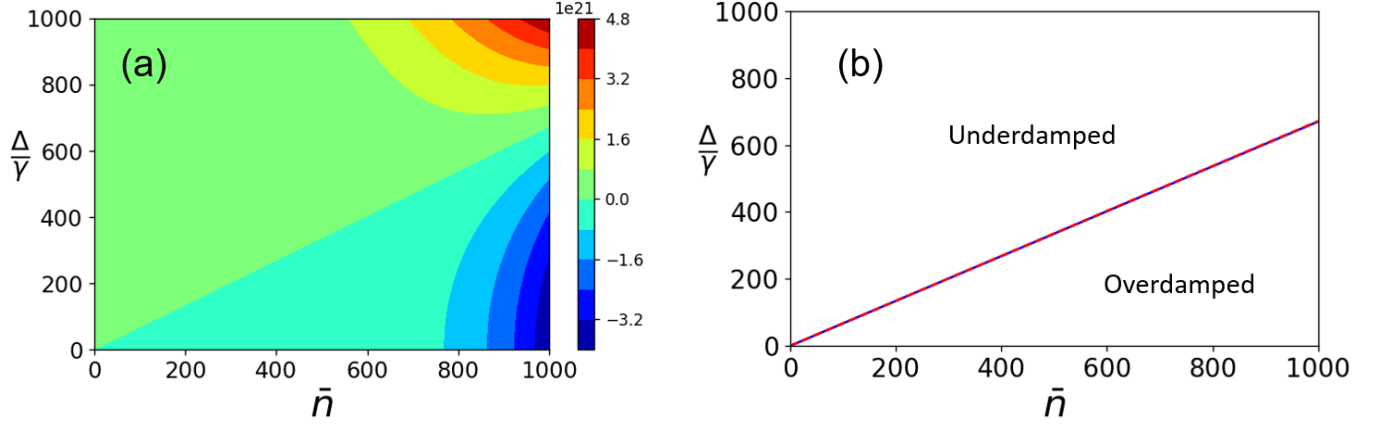


FIG. 2. (a) A contour plot of the discriminant D for large Δ/γ and \bar{n} and $p = 1$ (b) Lines of zero discriminant that separates underdamped ($D > 0$) and overdamped regions as a function of Δ/γ and \bar{n} .

C. Eigenvalues and coherence lifetimes

The general solution of the BR equations (8) requires the evaluation of the exponential of the coefficient matrix \mathbf{A} . To this end, we diagonalize \mathbf{A} using the symbolic Python package SymPy to find its eigenvalues λ_j , the inverse of which represent the lifetimes (or decay rates) of the corresponding normal modes \mathbf{V}_j .

$$\lambda_j = -A + \alpha_j \frac{B}{\mathcal{T}} - \beta_j \mathcal{T} \quad (32)$$

where

$$\mathcal{T} = \sqrt[3]{E + \sqrt{D}}, \quad (33)$$

$$E = \left[C - \frac{3}{2}A(B + A^2) \right], \quad (34)$$

$$\omega = \frac{-1 + i\sqrt{3}}{2}, \quad (35)$$

$$\omega^2 = \frac{-1 - i\sqrt{3}}{2}. \quad (36)$$

Here, the terms A , B , C are defined in Eqs. (12) - (14) and α_j , β_j are the cube roots of unity with the values $(\alpha_1, \beta_1) = (1, 1)$, $(\alpha_2, \beta_2) = (\omega^2, \omega)$, $(\alpha_3, \beta_3) = (\omega, \omega^2)$.

The expressions for the discriminant (11) and the eigenvalues (32) of \mathbf{A} (9) are completely general. Below we will consider two extreme regimes of weak pumping ($\bar{n} \ll 1$) and strong pumping ($\bar{n} \gg 1$).

1. Strong pumping limit [$\bar{n} \gg 1$]

Overdamped regime [$\Delta/(\bar{n}\gamma) < f(p)$].

Defining a new variable $x = 1/\bar{n} \ll 1$, expressing the terms \mathcal{D} and E in the polynomial form of $x = 1/\bar{n} = \gamma/r$, and rearranging Eq. (18), we obtain

$$E = \frac{r^3}{6} \sum_{k=0}^3 c_k x^{3-k} \quad (37)$$

where the p -dependent expansion coefficients c_k ($k = 0, 1, 2, 3$) are listed in Table I.

In order to simplify the term \mathcal{T} in the eigenvalue expression, we express \sqrt{D} where D in the following form

$$\sqrt{D} = r^3 \frac{\sqrt{d_6}}{54} (1 + \alpha(x))^{\frac{1}{2}}, \quad (38)$$

where

$$\alpha(x) = \frac{1}{d_6} \sum_{k=1}^6 d_{6-k} x^k. \quad (39)$$

In the strong pumping limit ($x = \frac{1}{n} \ll 1$), all the terms $\frac{d_{6-k}}{d_6} x^k$ are small compared to 1, and we have $|\alpha(x)| \ll 1$. Expanding $\sqrt{1 + \alpha(x)}$,

$$(1 + \alpha)^{1/2} = 1 + \frac{1}{2}\alpha - \frac{1}{8}\alpha^2 + \frac{3}{48}\alpha^3 - \frac{15}{384}\alpha^4 + \frac{105}{3840}\alpha^5 - \dots, \quad (40)$$

and evaluating the terms α_k with $k \leq 4$ by using multinomial expansion

$$\begin{aligned} \alpha^2 &= \left(\frac{d_5}{d_6}\right)^2 x^2 + \left(2\frac{d_4 d_5}{d_6^2}\right) x^3 + \left[2\frac{d_3 d_5}{d_6^2} + \left(\frac{d_4}{d_6}\right)^2\right] x^4 + \left(2\frac{d_2 d_5}{d_6^2} + 2\frac{d_3 d_4}{d_6^2}\right) x^5 + \left[2\frac{d_1 d_5}{d_6^2} + 2\frac{d_2 d_4}{d_6^2} + \left(\frac{d_4}{d_6}\right)^3\right] x^6, \\ \alpha^3 &= \left(\frac{d_5}{d_6}\right)^3 x^3 + \left(3\frac{d_4 d_5^2}{d_6^3}\right) x^4 + \left(3\frac{d_3 d_5^2}{d_6^3} + 3\frac{d_4^2 d_5}{d_6^3}\right) x^5 + \left[3\frac{d_2 d_5^2}{d_6^3} + 6\frac{d_3 d_4 d_5}{d_6^3} + \left(\frac{d_4}{d_6}\right)^3\right] x^6, \\ \alpha^4 &= \left(\frac{d_5}{d_6}\right)^4 x^4 + \left(4\frac{d_4 d_5^3}{d_6^4}\right) x^5 + \left(4\frac{d_3 d_5^3}{d_6^4} + 6\frac{d_4^2 d_5^2}{d_6^4}\right) x^6, \end{aligned}$$

we find the expression of \sqrt{D} by substituting Eq. (40) into (38)

$$\sqrt{D} = r^3 \left(\frac{\sqrt{d_6}}{54}\right) \left[1 + \sum_{k=1}^6 u_k x^k\right] \quad (41)$$

where the expansion coefficients u_k are listed in Table II. We can now evaluate the term \mathcal{T} by substituting Eqs. (18) and (41) into Eq. (33)

$$\begin{aligned} \mathcal{T} &= \left[\frac{r^3}{54} \sum_{k=0}^3 c_k x^{3-k} + \frac{r^3}{54} \sqrt{d_6} \left(1 + \sum_{k=1}^6 u_k x^k\right)\right]^{1/3} \\ &= \frac{r}{\sqrt[3]{54}} \sqrt[3]{c_3 + \sqrt{d_6}} \left[1 + \frac{\sum_{k=1}^3 (c_{3-k} + \sqrt{d_6} u_k) x^k}{(c_3 + \sqrt{d_6})} + \frac{\sum_{k=4}^6 \sqrt{d_6} u_k x^k}{(c_3 + \sqrt{d_6})}\right]^{1/3} \\ &= rK \left[1 + \sum_{k=1}^6 b_k x^k\right]^{1/3} \end{aligned} \quad (42)$$

where the term K and the expansion coefficients b_k are listed in Table I. To further simplify the cube root, we express the above equation in the following form

$$\mathcal{T} = rK[1 + \beta(x)]^{1/3} \quad (43)$$

where

$$\beta(x) = \sum_{k=1}^6 b_k x^k \quad (44)$$

In the strong pumping limit $x = \frac{1}{n} \ll 1$, the terms $b_k x^k$, $k \geq 1$ are all negligible compared to 1, and we have $|\beta(x)| \ll 1$. This allows us to use the binomial expansion of $(1 + \beta)^{1/3}$,

$$(1 + \beta)^{1/3} = 1 + \frac{1}{3}\beta - \frac{1}{9}\beta^2 + \frac{5}{81}\beta^3 - \frac{10}{243}\beta^4 + \frac{22}{729}\beta^5 - \frac{154}{6561}\beta^6 + \frac{374}{6561}\beta^7 - \dots \quad (45)$$

and evaluate the higher order terms β_k with $k \leq 3$ using the multinomial expansion

$$\begin{aligned} \beta^2 &= b_1^2 x^2 + 2b_1 b_2 x^3 + (2b_1 b_3 + b_2^2) x^4 + (2b_1 b_4 + 2b_2 b_3) x^5 + (2b_1 b_5 + 2b_2 b_4 + b_3^2) x^6 + \dots \\ \beta^3 &= b_3 x^3 + (3b_1^2 b_2) x^4 + (3b_1^2 b_3 + 3b_1 b_2^2) x^5 + (3b_1^2 b_4 + 6b_1 b_2 b_3 + b_2^3) x^6 + \dots \end{aligned}$$

Using Eq. (45) up to the third order in Eq. (42), we obtain

$$\mathcal{T} = rK \left[1 + \sum_{k=1}^6 v_k x^k \right] \quad (46)$$

where the coefficients v_k are listed in Table II.

Next we simplify the term $\frac{1}{\mathcal{T}}$

$$\frac{1}{\mathcal{T}} = \frac{1}{rK} \left[1 + \sum_{k=1}^6 v_k x^k \right]^{-1} = \frac{1}{rK} \left[1 + \Lambda(x) \right]^{-1}, \quad (47)$$

where

$$\Lambda(x) = \sum_{k=1}^6 v_k x^k. \quad (48)$$

In the strong pumping limit $x = \frac{1}{n} \ll 1$, the terms $v_k x^k$, $k \geq 1$ are all negligible compared to 1, and we find $|\Lambda(x)| \ll 1$. Taking the binomial expansion of $(1 + \Lambda)^{-1}$

$$(1 + \Lambda)^{-1} = 1 - \Lambda + \Lambda^2 - \Lambda^3 + \Lambda^4 - \Lambda^5 + \Lambda^6 - \dots, \quad (49)$$

we compute the terms Λ^k with $k \leq 4$ by using the multinomial expansion

$$\begin{aligned} \Lambda^2 &= v_1^2 x^2 + 2v_1 v_2 x^3 + (2v_1 v_3 + v_2^2) x^4 + (2v_1 v_4 + 2v_2 v_3) x^5 + (2v_1 v_5 + 2v_2 v_4 + v_3^2) x^6, \\ \Lambda^3 &= v_1^3 x^3 + 3v_1^2 v_2 x^4 + (3v_1^2 v_3 + 3v_1 v_2^2) x^5 + (3v_1^2 v_4 + 6v_1 v_2 v_3 + v_3^2) x^6, \\ \Lambda^4 &= v_1^4 x^4 + 4v_1^3 v_2 x^5 + (4v_1^3 v_3 + 6v_1^2 v_2^2) x^6. \end{aligned}$$

Substituting Eq. (49) up to the fourth order into Eq. (47), we find

$$\frac{1}{\mathcal{T}} = \frac{1}{rK} \left[1 + \sum_{k=1}^6 \mathcal{W}_k x^k \right], \quad (50)$$

where the coefficients \mathcal{W}_k are listed in Table III. Finally we compute the second term $\frac{B}{\mathcal{T}}$ of the eigenvalue expression (32).

$$B = \frac{r^2}{9} \left[\left(3 \frac{\Delta^2}{\gamma^2} - 4 \right) x^2 - (8 + 6p^2)x - (4 + 9p^2) \right] \quad (51)$$

Multiplying Eqs. (47) and (51), we obtain

$$\begin{aligned} \frac{B}{\mathcal{T}} &= \frac{r^2}{9} \left[\left(3 \frac{\Delta^2}{\gamma^2} - 4 \right) x^2 - (8 + 6p^2)x - (4 + 9p^2) \right] \frac{1}{rK} \left[1 + \sum_{k=1}^6 \mathcal{W}_k x^k \right] \\ &= \frac{r}{9K} \left\{ - (4 + 9p^2) - \left[(8 + 6p^2) + (4 + 9p^2)\mathcal{W}_1 \right] x + \left[\left(3 \frac{\Delta^2}{\gamma^2} - 4 \right) - (8 + 6p^2)\mathcal{W}_1 - (4 + 9p^2)\mathcal{W}_2 \right] x^2 \right. \\ &\quad + \left[\left(3 \frac{\Delta^2}{\gamma^2} - 4 \right) \mathcal{W}_1 - (8 + 6p^2)\mathcal{W}_2 - (4 + 9p^2)\mathcal{W}_3 \right] x^3 + \left[\left(3 \frac{\Delta^2}{\gamma^2} - 4 \right) \mathcal{W}_2 - (8 + 6p^2)\mathcal{W}_3 - (4 + 9p^2)\mathcal{W}_4 \right] x^4 \\ &\quad + \left[\left(3 \frac{\Delta^2}{\gamma^2} - 4 \right) \mathcal{W}_3 - (8 + 6p^2)\mathcal{W}_4 - (4 + 9p^2)\mathcal{W}_5 \right] x^5 + \left[\left(3 \frac{\Delta^2}{\gamma^2} - 4 \right) \mathcal{W}_4 - (8 + 6p^2)\mathcal{W}_5 - (4 + 9p^2)\mathcal{W}_6 \right] x^6 \\ &\quad \left. + \left[\left(3 \frac{\Delta^2}{\gamma^2} - 4 \right) \mathcal{W}_5 - (8 + 6p^2)\mathcal{W}_6 \right] x^7 + \left(3 \frac{\Delta^2}{\gamma^2} - 4 \right) \mathcal{W}_6 x^8 \right\} \end{aligned} \quad (52)$$

Using Eqs. (12), (42) and (52) into Eq. (32), we obtain the eigenvalue expression as a polynomial function of $x = 1/n \ll 1$

$$\lambda_j = r \sum_{k=0}^8 z_{jk} x^k \quad (j = 1 - 3) \quad (53)$$

where the expansion coefficients z_{jk} are listed in Table III. The above expression is valid for $x \leq 0.01$ and $p > 0.1$ (for $\Delta/\gamma < 1$) and $0.89 < p < 1$ (for $\Delta/\gamma > 1$).

In the strong pumping limit ($x = 1/\bar{n} \ll 1$), we can neglect the cubic and higher-order terms. The eigenvalue can thus be represented by the following quadratic equation

$$\lambda_j = r[z_{j0} + z_{j1}x + z_{j2}x^2] \quad (54)$$

where the expansion coefficients z_{jk} $k = 0 - 2$ are

$$K = \sqrt[3]{\frac{c_3}{54} + \frac{\sqrt{d_6}}{54}}, \quad (55)$$

$$z_{j0} = \frac{5}{3} - \frac{\alpha_j}{9K}(4 + 9p^2) - \beta_j K, \quad (56)$$

$$z_{j1} = \frac{2}{3} - \frac{\alpha_j}{9K}[(8 + 6p^2) + (4 + 9p^2)\mathcal{W}_1] - \beta_j K v_1, \quad (57)$$

$$z_{j2} = f_{j1} \left(\frac{\Delta}{\gamma} \right)^2 + f_{j2}. \quad (58)$$

where the term K is defined in Table I, v_1 in Table II. f_{j1} and f_{j2} are listed in Table IV. These parameters depend on p only, and the coefficients z_{j0} and z_{j1} are independent of the ratio of the excited-state splitting to the radiative decay rate Δ/γ . Conversely, the coefficient of x^2 in Eq. (54) carries an explicit quadratic dependence on Δ/γ .

In Fig. 3, we compare the different terms in Eq. (54), as a function of p for $k = 0 - 2$. Figures 3(a) and 3(c) displays that z_{10} , z_{30} are the dominant contributions to λ_1 and λ_3 for all p . This approximation allows us to write

$$\lambda_j = rz_{j0} = (\gamma z_{j0})\bar{n}, \quad (j = 1, 3) \quad (59)$$

where $z_{j0}(p)$ are given by Eq. (56). The scaling behavior given by Eq. (59) is illustrated in Fig. 4(b), which shows that the eigenvalues λ_1 and λ_3 are independent of Δ/γ regardless of the value of p .

On the other hand, the behavior of the eigenvalue λ_2 depend on the interplay of the terms $z_{20}(p)$ and $z_{22}(p)x^2$. Figure 3(b) shows that there is a critical value of $p = p_c$ at which the curves $z_{20}(p)$ and $z_{22}(p)x^2$ intersect, and relative contributions of the different terms to λ_2 change dramatically. For $p < p_c$, $z_{20}(p)$ is the leading term, and λ_2 scales in the same way as the other eigenvalues (59). When $p > p_c$, the dominant term is $z_{22}x^2$ and the scaling of λ_2 with Δ/γ is quadratic, similar to that of z_{22} [see Eq. (58)].

The critical value of p is a function of Δ/γ and \bar{n} and ranges from 0.995 to 1.0 for $\bar{n} = 10^3$ and $\Delta/\gamma = 10^2 - 10^{-2}$ [See Fig. 3(b)]. The different scaling relation of λ_2 for $p < p_c$ and $p > p_c$ leads to different population and coherence dynamics in these regimes (see below).

Figure 3(b) illustrates that the quadratic contribution to the second eigenvalue is much larger than the linear and constant terms, and hence we can approximate $\lambda_2 \simeq rz_{22}(\gamma/r)^2$. Combining Eqs. (54) and (58) and noting that $f_{22}(p) \rightarrow 0$ for $p > p_c$, we find

$$\lambda_2 = \frac{\gamma}{\bar{n}} f_{21}(p) \left(\frac{\Delta}{\gamma} \right)^2. \quad (60)$$

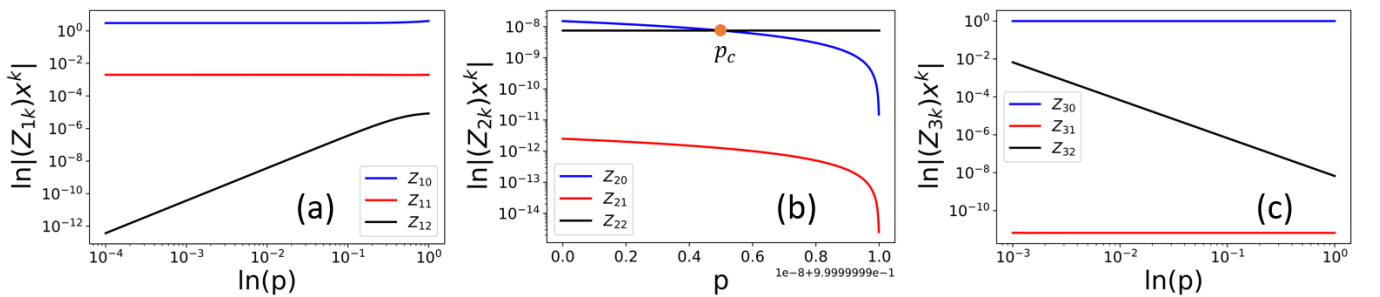


FIG. 3. Relative contributions of the different terms to the eigenvalues λ_1 (a), λ_2 (b) and λ_3 (c) plotted as a function of p for $\Delta/\gamma = 10^{-1}$, $\bar{n} = 10^3$. The absolute value of $z_{jk}x^k$ are plotted because the z_{jk} can take negative values. Note the unusual notation in the x-axis caption in panel (b) used to represent values of p very close to unity, *i.e.*, $0.5 \times 1e-8 + 9.99999999e-1 = 0.9999999995$.

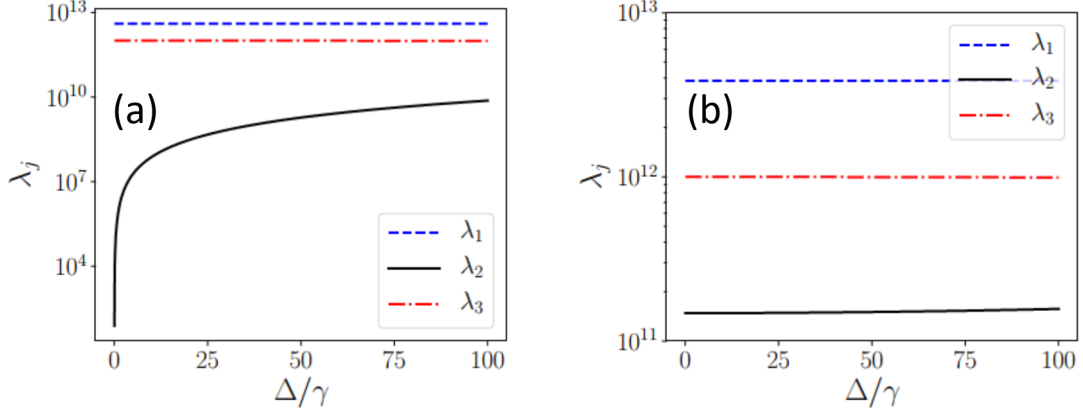


FIG. 4. (a) The eigenvalues λ_j ($j = 1 - 3$) of matrix \mathbf{A} as a function of Δ/γ for $\bar{n} = 10^3$ and $p = 1.0$. (b) Same as in (a) but for $\bar{n} = 10^3$ and $p = 0.9$.

The distinct quadratic scaling of λ_2 with Δ/γ is illustrated in Fig. 4(a). The function $f_{21}(p)$ (see the Appendix) increases monotonously approaching the value -0.749 in the limit $p \rightarrow 1$. As the second eigenvalue gives the decay rate of the real part of the coherence (see Sec. 3.2.1) the coherence lifetime $\tau_c = 1/|\lambda_2|$ is given by

$$\tau_c = 1.34 \frac{\bar{n}}{\gamma} \left(\frac{\Delta}{\gamma} \right)^{-2} \quad (p > p_c). \quad (61)$$

Underdamped regime [$\Delta/(\bar{n}\gamma) < f(p)$]. In the underdamped regime, we can neglect the population to coherence coupling in Eq. (4). This allows us to simplify the coefficient matrix \mathbf{A} , and find the eigenvalues without using the general eigenvalue expressions given by Eq. (32). The coefficient matrix in Eq. (9) can be further simplified to give

$$\mathbf{A} = \begin{bmatrix} -(3r + 2\gamma) & 0 & 0 \\ -p(3r + 2\gamma) & -r & \Delta \\ 0 & -\Delta & -r \end{bmatrix} \quad (62)$$

The eigenvalues of matrix \mathbf{A} (62) are

$$\lambda_1 = -(3r + 2\gamma) \quad (63)$$

$$\lambda_2 = -r + i\Delta \quad (64)$$

$$\lambda_3 = -r - i\Delta \quad (65)$$

These expressions show that there is one real and two complex conjugate eigenvalues, as expected in the underdamped regime.

2. Weak pumping regime [$\bar{n} \ll 1$]

The dynamics of a weakly driven Λ -system is mostly in the underdamped regime as the discriminant (11) is always positive for $\Delta \neq 0$ and $\Delta/r > p/2$. In the weak pumping limit, where $\bar{n} \ll 1$, we find the expression of E by rearranging Eq. (18) as

$$E = \frac{\gamma^3}{54} \sum_{k=0}^2 c_k \bar{n}^k \quad (66)$$

where we have neglected the terms higher than the second order in \bar{n} , and the expansion coefficients c_k ($k = 0, 1, 2, 3$) are listed in Table I.

In order to simplify the term \mathcal{T} in the eigenvalue expression, we find \sqrt{D} where D is the discriminant from Eq. (19), by expressing it in the following form

$$\sqrt{D} = \frac{\gamma^3}{54} \sqrt{d_0} \left(1 + \frac{d_1}{d_0} \bar{n} \right)^{\frac{1}{2}} = \frac{\gamma^3}{54} \sqrt{d_0} \left(1 + \frac{d_1}{2d_0} \bar{n} \right) \quad (67)$$

where we have retained the terms up to the first order in \bar{n} and used the binomial theorem to simplify the last equation.

We can now evaluate the term \mathcal{T} by substituting Eqs. (18) and (67) into Eq. (33)

$$\begin{aligned}\mathcal{T} &= \left[\frac{\gamma^3}{54} \sum_{k=0}^3 c_k \bar{n}^k + \frac{\gamma^3}{54} \sqrt{d_0} \left(1 + \frac{d_1}{2d_0} \bar{n} \right) \right]^{1/3} \\ &= \frac{\gamma \tilde{K}}{3} \left[1 + \sum_{k=1}^3 t_k \bar{n}^k \right]^{1/3} = \frac{\gamma \tilde{K}}{3} \left[1 + \frac{1}{3} \sum_{k=1}^3 t_k \bar{n}^k \right]\end{aligned}\quad (68)$$

where the term \tilde{K} and expansion coefficients t_k are listed in Table XIII.

Next we simplify the term $\frac{1}{\mathcal{T}}$ in the second term of the eigenvalue expression (32)

$$\frac{1}{\mathcal{T}} = \frac{3}{\gamma \tilde{K}} \left[1 + \frac{1}{3} \sum_{k=1}^3 t_k \bar{n}^k \right]^{-1} = \frac{3}{\gamma \tilde{K}} \left[1 - \frac{1}{3} \sum_{k=1}^3 t_k \bar{n}^k \right] \quad (69)$$

The second term $\frac{B}{\mathcal{T}}$ of the eigenvalue expression (32) takes the form

$$B = \frac{\gamma^2}{9} \left[\left(3 \frac{\Delta^2}{\gamma^2} - 4 \right) - (8 + 6p^2) \bar{n} - (4 + 9p^2) \bar{n}^2 \right] \quad (70)$$

Multiplying Eqs. (69) and (70), we obtain

$$\begin{aligned}\frac{B}{\mathcal{T}} &= \frac{\gamma^2}{9} \left[\left(3 \frac{\Delta^2}{\gamma^2} - 4 \right) - (8 + 6p^2) \bar{n} - (4 + 9p^2) \bar{n}^2 \right] \frac{3}{\gamma \tilde{K}} \left[1 - \frac{1}{3} \sum_{k=1}^3 t_k \bar{n}^k \right] \\ &= \frac{\gamma}{3\tilde{K}} \left[\left(3 \frac{\Delta^2}{\gamma^2} - 4 \right) - \left\{ (8 + 6p^2) + \frac{1}{3} \left(3 \frac{\Delta^2}{\gamma^2} - 4 \right) t_1 \right\} \bar{n} - \left\{ (4 + 9p^2) - \frac{1}{3} (8 + 9p^2) t_1 + \frac{1}{3} \left(3 \frac{\Delta^2}{\gamma^2} - 4 \right) t_2 \right\} \bar{n}^2 \right. \\ &\quad \left. + \frac{1}{3} \left\{ (4 + 9p^2) t_1 + (8 + 9p^2) t_2 - \frac{1}{3} \left(3 \frac{\Delta^2}{\gamma^2} - 4 \right) t_3 \right\} \bar{n}^3 + \frac{1}{3} \left\{ (4 + 9p^2) t_2 + (8 + 9p^2) t_3 \right\} \bar{n}^4 \right. \\ &\quad \left. + \frac{1}{3} \left\{ (4 + 9p^2) t_3 \bar{n}^5 \right\} \right]\end{aligned}\quad (71)$$

Using Eqs. (12), (68) and (71) into Eq. (32), we finally find the eigenvalue expression as a polynomial function of $\bar{n} \ll 1$

$$\lambda_j = \gamma \sum_{k=0}^5 \tilde{z}_{jk} \bar{n}^k \quad (j = 1 - 3) \quad (72)$$

where the expansion coefficients \tilde{z}_{jk} are listed in Table XIII.

D. Eigenvectors in the strong pumping limit

The general expression for the eigenvectors of the coefficient matrix \mathbf{A} is obtained by solving the system of linear equations $(\mathbf{A} - \lambda_j) V_j = 0$.

$$V_j = \begin{bmatrix} \frac{\Delta p(r+\gamma)}{\mathcal{D}_j} \\ -\frac{\Delta(3r+\gamma+\lambda_j)}{\mathcal{D}_j} \\ 1 \end{bmatrix} ; \quad j = 1, 2, 3 \quad (73)$$

where

$$\mathcal{D}_j = -\lambda_j^2 - 2(\gamma + 2r)\lambda_j - (1 - p^2)\gamma^2 - 4\gamma r(1 - p^2) + 3r^2(1 - p^2) \quad (74)$$

1. *Eigenvectors in the overdamped regime* [$\Delta/(\bar{n}\gamma) < f(p)$]

In the strongly pumped regime ($x \ll 1$), the terms x^n with $n \geq 3$ can be neglected in Eq. (53) and the eigenvalues are given by

$$\lambda_j = r \left[z_{j0} + z_{j1}x + z_{j2}x^2 \right] \quad (75)$$

To evaluate the term \mathcal{D}_j , we evaluate the square of λ_j as

$$\lambda_j^2 = r^2 \left[z_{j0}^2 + 2z_{j0}z_{j1}x + \left(z_{j1}^2 + 2z_{j0}z_{j2} \right) x^2 + 2z_{j1}z_{j2}x^3 + z_{j2}^2x^4 \right] \quad (76)$$

Substituting Eqs. (75), (76) in Eq. (74), we obtain

$$\mathcal{D}_j = -r^2 \sum_{k=0}^4 L_{jk} x^k, \quad (77)$$

where the expansion coefficients L_{jk} are listed in Table VI.

For the first eigenvector \mathbf{V}_1 , we find

$$\mathcal{D}_1 = -r^2 \sum_{k=0}^4 L_{1k} x^k \quad (78)$$

In particular, the terms L_{10} , $L_{11}x$ are negligible compared to other terms in Eq. (78) and are dropped. To find $\frac{1}{\mathcal{D}_1}$ required to evaluate Eq. (73), we proceed as follows

$$\begin{aligned} \frac{1}{\mathcal{D}_1} &= -\frac{1}{r^2 L_{12} x^2 \left[1 + \frac{L_{13}}{L_{12}} x + \frac{L_{14}}{L_{12}} x^2 \right]} \\ &= -\frac{1}{r^2 L_{12} x^2} \left[1 + \alpha(x) \right]^{-1} \end{aligned} \quad (79)$$

where

$$\alpha(x) = \frac{L_{13}}{L_{12}} x + \frac{L_{14}}{L_{12}} x^2 \quad (80)$$

For $x \ll 1$, $\alpha(x) = \left(\frac{L_{13}}{L_{12}} x + \frac{L_{14}}{L_{12}} x^2 \right) \ll 1$ and we can use the binomial expansion to get

$$(1 + \alpha)^{-1} = 1 - \alpha + \alpha^2 - \alpha^3 + \dots \quad (81)$$

Evaluating the terms up to the third order in α

$$\alpha^2 = \left(\frac{L_{13}}{L_{12}} \right)^2 x^2 + \frac{2L_{13}L_{14}}{L_{12}^2} x^3 + \left(\frac{L_{14}}{L_{12}} \right)^2 x^4 \quad (82)$$

$$\alpha^3 = \left(\frac{L_{13}}{L_{12}} \right)^3 x^3 + \frac{3L_{13}^2 L_{14}}{L_{12}^3} x^4 + \frac{3L_{13}L_{14}^2}{L_{12}^3} x^5 + \left(\frac{L_{14}}{L_{12}} \right)^3 x^6 \quad (83)$$

and using Eqs. (80) to (83) into Eq. (79), we get

$$\frac{1}{\mathcal{D}_1} = -\frac{1}{r^2 L_{12} x^2} \left[1 + \sum_{m=1}^6 k_{1m} x^m \right] \quad (84)$$

where the expansion coefficients k_{1m} are listed in Table VI.

We can now evaluate the first component of the eigenvector \mathbf{V}_1 as follows

$$V_{11} = \frac{\Delta p(\gamma + r)}{\mathcal{D}_1} = -\frac{p}{L_{12}} \frac{\Delta r(1 + \frac{\gamma}{r})}{r^2 (\frac{\gamma}{r})^2} \left[1 + \sum_{m=1}^6 k_{1m} x^m \right] = -\frac{p}{L_{12}} \left(\frac{\Delta}{\gamma} \right) \bar{n} \sum_{m=0}^7 a_{1m} x^m \quad (85)$$

where the expansion coefficients a_{1m} are listed in Table VI.

Proceeding in a similar way, we find the second component of the eigenvector \mathbf{V}_1 as

$$V_{12} = \frac{1}{L_{12}} \left(\frac{\Delta}{\gamma} \right) \bar{n} \sum_{m=0}^8 b_{1m} x^m \quad (86)$$

where the expansion coefficients b_{1m} are listed in Table VI. The third component of the eigenvector \mathbf{V}_1 is $V_{13} = 1$.

Combining the expressions for V_{11} , V_{12} and V_{13} , we obtain the first eigenvector as

$$\mathbf{V}_1 = \begin{bmatrix} -\frac{p}{L_{12}} \left(\frac{\Delta}{\gamma} \right) \bar{n} \sum_{m=0}^7 a_{1m} x^m \\ \frac{1}{L_{12}} \left(\frac{\Delta}{\gamma} \right) \bar{n} \sum_{m=0}^8 b_{1m} x^m \\ 1 \end{bmatrix} \quad (87)$$

Proceeding in a similar way as for the first eigenvector \mathbf{V}_1 , we evaluate \mathcal{D}_2 and the components of the second eigenvector \mathbf{V}_2

$$\mathbf{V}_2 = \begin{bmatrix} -\frac{p}{L_{22}} \left(\frac{\Delta}{\gamma} \right) \bar{n} \sum_{m=0}^7 a_{2m} x^m \\ \frac{1}{L_{22}} \left(\frac{\Delta}{\gamma} \right) \bar{n} \sum_{m=0}^8 b_{2m} x^m \\ 1 \end{bmatrix} \quad (88)$$

where the coefficients L_{2k} , k_{2m} , a_{2m} , b_{2m} are listed in Table VI, and z_{2k} , $k = 0, 1, 2$ are evaluated with $\alpha_2 = \omega^2$, $\beta_2 = \omega$.

For the third eigenvector \mathbf{V}_3 , the term \mathcal{D}_3 is given by

$$\mathcal{D}_3 = -r^2 \sum_{k=0}^4 L_{3k} x^k \quad (89)$$

where the coefficients L_{3k} are listed in Table VI, and z_{3k} , $k = 0, 1, 2$ are evaluated with $\alpha_3 = \omega$, $\beta_3 = \omega^2$.

In contrast to the first and second eigenvectors, the term L_{30} and $L_{31}x$ are not negligible compared to other $L_{3k}x^k$ terms. To find $\frac{1}{\mathcal{D}_3}$, we proceed as follows

$$\frac{1}{\mathcal{D}_3} = -\frac{1}{r^2 L_{30} \left[1 + \frac{1}{L_{30}} \sum_{k=1}^4 L_{3k} x^k \right]} = -\frac{1}{r^2 L_{30}} \left[1 + \alpha(x) \right]^{-1}, \quad (90)$$

where

$$\alpha(x) = \frac{1}{L_{30}} \sum_{k=1}^4 L_{3k} x^k. \quad (91)$$

For $x \ll 1$, $\alpha(x) = \frac{1}{L_{30}} \sum_{k=1}^4 L_{3k} x^k \ll 1$. Taking the binomial expansion of Eq. (90) and evaluating the terms up to the fifth order in α and x we find

$$\alpha^2 = \left(\frac{L_{31}^2}{L_{30}^2} \right) x^2 + \frac{2L_{31}L_{32}}{L_{30}^2} x^3 + \left(\frac{2L_{31}L_{33}}{L_{30}^2} + \frac{L_{32}^2}{L_{30}^2} \right) x^4 + \left(\frac{2L_{31}L_{34}}{L_{30}^2} + \frac{2L_{32}L_{33}}{L_{30}^2} \right) x^5 + \dots, \quad (92)$$

$$\alpha^3 = \frac{L_{31}^3}{L_{30}^3} x^3 + \left(\frac{3L_{31}^2L_{32}}{L_{30}^3} + \frac{3L_{31}L_{32}^2}{L_{30}^3} \right) x^4 + \frac{3L_{31}^2L_{33}}{L_{30}^3} x^5 + \dots, \quad (93)$$

$$\alpha^4 = \frac{L_{31}^4}{L_{30}^4} x^4 + \frac{4L_{31}^3L_{32}}{L_{30}^4} x^5 + \dots, \quad (94)$$

$$\alpha^5 = \frac{L_{31}^5}{L_{30}^5} x^5 + \dots \quad (95)$$

Substituting Eqs. (91) to (95) into Eq. (90), we get

$$\frac{1}{\mathcal{D}_3} = -\frac{1}{r^2 L_{30}} \left[1 + \sum_{m=1}^5 k_{3m} x^m \right] \quad (96)$$

where the expansion coefficients k_{3m} are listed in Table VII.

The first component of the eigenvector \mathbf{V}_3 is computed as,

$$V_{31} = \frac{\Delta p(\gamma + r)}{\mathcal{D}_3} = -\frac{p}{L_{30}} \frac{\Delta r(1+x)}{r^2} \left[1 + \sum_{m=1}^5 k_{3m} x^m \right] = -\frac{p}{L_{30}} \left(\frac{\Delta}{\gamma} \right) \frac{1}{\bar{n}} \sum_{m=0}^5 a_{3m} x^m \quad (97)$$

where the coefficients a_{3m} are listed in Table VII. Proceeding in the same way, the second component of the eigenvector \mathbf{V}_3 is evaluated as

$$V_{32} = \frac{1}{L_{30}} \left(\frac{\Delta}{\gamma} \right) \frac{1}{\bar{n}} \sum_{m=0}^8 b_{3m} x^m \quad (98)$$

where the expansion coefficients b_{3m} are listed in Table VII. The third component of the eigenvector \mathbf{V}_3 is $V_{33} = 1$.

The third eigenvector is thus

$$\mathbf{V}_3 = \begin{bmatrix} -\frac{p}{L_{30}} \left(\frac{\Delta}{\gamma} \right) \frac{1}{\bar{n}} \sum_{m=0}^5 a_{3m} x^m \\ \frac{1}{L_{30}} \left(\frac{\Delta}{\gamma} \right) \frac{1}{\bar{n}} \sum_{m=0}^8 b_{3m} x^m \\ 1 \end{bmatrix} \quad (99)$$

Combining the expressions for the eigenvectors \mathbf{V}_1 , \mathbf{V}_2 and \mathbf{V}_3 we obtain the matrix of eigenvectors of \mathbf{A} as

$$\mathbf{M} = \begin{bmatrix} -\frac{p}{L_{12}} \left(\frac{\Delta}{\gamma} \right) \bar{n} \sum_{m=0}^7 a_{1m} x^m & -\frac{p}{L_{22}} \left(\frac{\Delta}{\gamma} \right) \bar{n} \sum_{m=0}^7 a_{2m} x^m & -\frac{p}{L_{30}} \left(\frac{\Delta}{\gamma} \right) \frac{1}{\bar{n}} \sum_{m=0}^5 a_{3m} x^m \\ \frac{1}{L_{12}} \left(\frac{\Delta}{\gamma} \right) \bar{n} \sum_{m=0}^8 b_{1m} x^m & \frac{1}{L_{22}} \left(\frac{\Delta}{\gamma} \right) \bar{n} \sum_{m=0}^8 b_{2m} x^m & \frac{1}{L_{30}} \left(\frac{\Delta}{\gamma} \right) \frac{1}{\bar{n}} \sum_{m=0}^5 b_{3m} x^m \\ 1 & 1 & 1 \end{bmatrix} \quad (100)$$

2. The determinant and the inverse of the eigenvector matrix \mathbf{M}

Expanding Eq. (100) through second order in $x \ll 1$ and neglecting the insignificant terms, we get

$$\mathbf{M} = \begin{bmatrix} -\frac{p}{L_{12}} \left(\frac{\Delta}{\gamma} \right) \bar{n} (a_{10} + a_{12} x^2) & -\frac{p}{L_{22}} \left(\frac{\Delta}{\gamma} \right) \bar{n} a_{20} & -\frac{p}{L_{30}} \left(\frac{\Delta}{\gamma} \right) \left(\frac{1}{\bar{n}} \right) a_{30} \\ \frac{1}{L_{12}} \left(\frac{\Delta}{\gamma} \right) \bar{n} (b_{10} + b_{12} x^2) & \frac{1}{L_{22}} \left(\frac{\Delta}{\gamma} \right) \bar{n} b_{20} & \frac{1}{L_{30}} \left(\frac{\Delta}{\gamma} \right) \left(\frac{1}{\bar{n}} \right) b_{30} \\ 1 & 1 & 1 \end{bmatrix} \quad (101)$$

We take,

$$\mathbf{M} = \begin{bmatrix} V_{11} & V_{21} & V_{31} \\ V_{12} & V_{22} & V_{32} \\ V_{13} & V_{23} & V_{33} \end{bmatrix} \quad (102)$$

where the components V_{ij} ; $i, j = 1, 2, 3$ are listed in Table IX.

To simplify the expression for V_{11} in Eq. (100), we begin with the L_{12} term in the denominator

$$\begin{aligned} L_{12} &= z_{11}^2 + 2z_{10}z_{12} + 2z_{11} + 4z_{12} + (1 - p^2) \\ &= F_{11}(p) \left(\frac{\Delta}{\gamma} \right)^2 + F_{12}(p) \end{aligned} \quad (103)$$

where the terms $F_{11}(p)$, $F_{12}(p)$ are listed in Table VIII.

We find that $F_{11}(p) \gg F_{12}(p)$ for all p and hence

$$L_{12} \approx F_{11} \left(\frac{\Delta}{\gamma} \right)^2 \quad (104)$$

To further simplify Eq. (100) we substitute the expressions for a_{10} and a_{12} from Table VI to the expression for V_{11} in Eq. (100) and use Eq. (104) to get

$$a_{10} = 1 \quad (105)$$

$$\begin{aligned} a_{12} &= k_{11} + k_{12} \\ &= -\frac{L_{13}}{L_{12}} - \frac{L_{14}}{L_{12}} + \left(\frac{L_{13}}{L_{12}} \right)^2 \approx -\frac{L_{14}}{L_{12}} = -\frac{f_{11}}{(4 + 2z_{10})} \left(\frac{\Delta}{\gamma} \right)^2 \end{aligned} \quad (106)$$

Using

$$\frac{a_{10} + a_{12}x^2}{L_2} = \frac{1 - \frac{f_{11}}{(4+2z_{10})} \left(\frac{\Delta}{\gamma}\right)^2 \frac{1}{\bar{n}^2}}{F_{11}(p) \left(\frac{\Delta}{\gamma}\right)^2} \quad (107)$$

we finally obtain a simplified expression for V_{11}

$$\begin{aligned} V_{11} &= -p\bar{n} \left(\frac{\Delta}{\gamma}\right) \left[\frac{1 - \frac{f_{11}}{(4+2z_{10})} \left(\frac{\Delta}{\gamma}\right)^2 \left(\frac{1}{\bar{n}}\right)^2}{F_{11}(p) \left(\frac{\Delta}{\gamma}\right)^2} \right] \\ &= p \left[-\frac{1}{F_{11}} + \frac{f_{11}}{F_{11}} \frac{1}{(2z_{10} + 4)} \frac{1}{\bar{n}^2} \left(\frac{\Delta}{\gamma}\right)^2 \right] \bar{n} \left(\frac{\Delta}{\gamma}\right)^{-1} \end{aligned} \quad (108)$$

Proceeding in a similar way we obtain analytic expressions for the other matrix elements V_{ij} listed in Table IX.

Now that we found the analytic expression for the elements of matrix \mathbf{M} , we need to find its inverse.

$$\mathbf{M}^{-1} = \frac{1}{\det(\mathbf{M})} \text{adj}(\mathbf{M}) \quad (109)$$

where $\det(\mathbf{M})$ is the determinant of \mathbf{M} and $\text{adj}(\mathbf{M})$ is the adjoint of \mathbf{M} .

Using the expressions of V_{ij} in Table IX, we evaluate the minors of \mathbf{M} i.e. T_{ij} in order to find its adjoint.

$$\begin{aligned} T_{11} &= V_{22}V_{33} - V_{23}V_{32} \\ &= \frac{(3+z_{20})}{F_{21}} \bar{n} \left(\frac{\Delta}{\gamma}\right)^{-1} - \frac{(3+z_{30})}{L_{30}} \frac{1}{\bar{n}} \left(\frac{\Delta}{\gamma}\right) \\ &= \left[\frac{(3+z_{20})}{F_{21}} - \frac{(3+z_{30})}{F_{31}} \frac{1}{\bar{n}^2} \left(\frac{\Delta}{\gamma}\right)^2 \right] \bar{n} \left(\frac{\Delta}{\gamma}\right)^{-1} \\ &= \left[m_1(p) + m_2(p) \frac{1}{\bar{n}^2} \left(\frac{\Delta}{\gamma}\right)^2 \right] \bar{n} \left(\frac{\Delta}{\gamma}\right)^{-1} \end{aligned} \quad (110)$$

where the coefficients $m_1(p)$, $m_2(p)$ are listed in Table XI.

Proceeding in the same way, we evaluate the remaining minors of \mathbf{M} which are listed in Table X. The coefficients $m_i(p)$ that define T_{ij} are listed in Table XI. All of the coefficients $m_i(p)$, ($i = 1$ to 16) are functions of p only.

The adjoint of \mathbf{M} is given by

$$\text{adj}(\mathbf{M}) = \mathbf{M}^T = \begin{bmatrix} T_{11} & T_{12} & T_{13} \\ T_{21} & T_{22} & T_{23} \\ T_{31} & T_{32} & T_{33} \end{bmatrix}, \quad (111)$$

and the determinant of \mathbf{M} is

$$\det(\mathbf{M}) = V_{11}T_{11} + V_{21}T_{21} + V_{31}T_{31}. \quad (112)$$

E. Density Matrix Evolution

Having evaluated the eigenvector matrix \mathbf{M} , as well as its determinant and inverse in the previous section, are now in a position to derive analytic expressions for the time evolution of the density matrix of the strongly driven Λ -system. This is done in *Subsection 1* below for the overdamped regime. In *Subsection 2* we will derive approximate solutions of the BR equations in the underdamped regime without evaluating the eigenvectors.

1. Analytical expression in the overdamped regime [$\Delta/(\bar{n}\gamma) < f(p)$]

The general solution of the Bloch-Redfield equations can be obtained from Duhamel's formula

$$\mathbf{x}(t)(t) = e^{\mathbf{A}t} \mathbf{x}_0 + \int_0^t e^{\mathbf{A}(t-s)} \mathbf{d} \, ds \quad (113)$$

where,

$$\mathbf{x}(t) = [\rho_{g_1 g_1} \quad \rho_{g_1 g_2}^R \quad \rho_{g_1 g_2}^I]^T \quad (114)$$

$$\mathbf{x}_0 = [\rho_{g_1 g_1}(0) \quad \rho_{g_1 g_2}^R(0) \quad \rho_{g_1 g_2}^I(0)]^T \quad (115)$$

is the initial vector, and

$$\mathbf{d} = [(r + \gamma) \quad p(r + \gamma) \quad 0]^T \quad (116)$$

is the driving vector.

To solve Eq. (113) we evaluate the exponential of the coefficient matrix \mathbf{A}

$$\begin{aligned} e^{t\mathbf{A}} &= \mathbf{M}e^{t\mathbf{\Lambda}}\mathbf{M}^{-1} \\ &= \frac{1}{\det(\mathbf{M})} \begin{bmatrix} V_{11} & V_{21} & V_{31} \\ V_{12} & V_{22} & V_{32} \\ V_{13} & V_{23} & V_{33} \end{bmatrix} \begin{bmatrix} e^{\lambda_1 t} & 0 & 0 \\ 0 & e^{\lambda_2 t} & 0 \\ 0 & 0 & e^{\lambda_3 t} \end{bmatrix} \begin{bmatrix} T_{11} & T_{12} & T_{13} \\ T_{21} & T_{22} & T_{23} \\ T_{31} & T_{32} & T_{33} \end{bmatrix} \\ &= \frac{1}{\det(\mathbf{M})} \begin{bmatrix} \phi_{11} & \phi_{21} & \phi_{31} \\ \phi_{12} & \phi_{22} & \phi_{32} \\ \phi_{13} & \phi_{23} & \phi_{33} \end{bmatrix} \end{aligned} \quad (117)$$

where \mathbf{M} is the eigenvector matrix found in the previous section, $\mathbf{\Lambda} = \begin{bmatrix} \lambda_1 & 0 & 0 \\ 0 & \lambda_2 & 0 \\ 0 & 0 & \lambda_3 \end{bmatrix}$ is the eigenvalue matrix and

$$\phi_{ij} = \sum_{k=1}^3 e^{\lambda_k t} V_{kj} T_{ki} ; \quad i, j = 1, 2, 3. \quad (118)$$

where λ_j , $j = 1, 2, 3$ are the eigenvalues of the coefficient matrix \mathbf{A} .

We first find the contribution from the initial vector \mathbf{x}_0 in the Eq. (113)

$$\begin{aligned} e^{\mathbf{A}t}\mathbf{x}_0 &= \frac{1}{\det(\mathbf{M})} \begin{bmatrix} \phi_{11} & \phi_{21} & \phi_{31} \\ \phi_{12} & \phi_{22} & \phi_{32} \\ \phi_{13} & \phi_{23} & \phi_{33} \end{bmatrix} \begin{bmatrix} \rho_{g_1 g_1}(0) \\ \rho_{g_1 g_2}^R(0) \\ \rho_{g_1 g_2}^I(0) \end{bmatrix} \\ &= \frac{1}{\det(\mathbf{M})} \begin{bmatrix} \phi_{11}\rho_{g_1 g_1}(0) + \phi_{21}\rho_{g_1 g_2}^R(0) + \phi_{31}\rho_{g_1 g_2}^I(0) \\ \phi_{12}\rho_{g_1 g_1}(0) + \phi_{22}\rho_{g_1 g_2}^R(0) + \phi_{32}\rho_{g_1 g_2}^I(0) \\ \phi_{13}\rho_{g_1 g_1}(0) + \phi_{23}\rho_{g_1 g_2}^R(0) + \phi_{33}\rho_{g_1 g_2}^I(0) \end{bmatrix} \end{aligned} \quad (119)$$

Using Eqs. (117) and (119) in Eq. (113), we get

$$\begin{aligned} \mathbf{x}(t) &= \frac{1}{\det(\mathbf{M})} \int_0^t \begin{bmatrix} \phi_{11} & \phi_{21} & \phi_{31} \\ \phi_{12} & \phi_{22} & \phi_{32} \\ \phi_{13} & \phi_{23} & \phi_{33} \end{bmatrix} \begin{bmatrix} r \\ pr \\ 0 \end{bmatrix} ds \\ &= \frac{r}{\det(\mathbf{M})} \int_0^t \begin{bmatrix} \phi_{11} + p\phi_{21} \\ \phi_{12} + p\phi_{22} \\ \phi_{13} + p\phi_{23} \end{bmatrix} ds \end{aligned} \quad (120)$$

2. Analytical solutions for the strongly driven Λ system in the overdamped regime

Evaluating the integrals of $\mathbf{x}(t)$ from Eq. (120) and considering the coherence-free initial state ($\mathbf{x}_0 = [\frac{1}{2}, 0, 0]^T$), we find the expressions for $\rho_{g_1 g_1}(t)$, $\rho_{g_1 g_2}^R(t)$, and $\rho_{g_1 g_2}^I(t)$

$$\begin{aligned}\rho_{g_1 g_1}(t) &= \frac{1}{\det(\mathbf{M})} [\phi_{11}\rho_{g_1 g_1}(0) + \phi_{21}\rho_{g_1 g_2}^R(0) + \phi_{31}\rho_{g_1 g_2}^I(0)] + \frac{r}{\det(\mathbf{M})} \sum_{k=1}^3 \frac{(1 - e^{\lambda_k t})}{-\lambda_k} V_{k1}(T_{k1} + pT_{k2}) \\ &= \frac{1}{\det(\mathbf{M})} \sum_{k=1}^3 \frac{1}{2} V_{k1} T_{k1} + \frac{r}{\det(\mathbf{M})} \sum_{k=1}^3 \frac{(1 - e^{\lambda_k t})}{-\lambda_k} V_{k1}(T_{k1} + pT_{k2})\end{aligned}\quad (121)$$

$$\begin{aligned}\rho_{g_1 g_2}^R(t) &= \frac{1}{\det(\mathbf{M})} [\phi_{12}\rho_{g_1 g_1}(0) + \phi_{22}\rho_{g_1 g_2}^R(0) + \phi_{32}\rho_{g_1 g_2}^I(0)] + \frac{r}{\det(\mathbf{M})} \sum_{k=1}^3 \frac{(1 - e^{\lambda_k t})}{-\lambda_k} V_{k2}(T_{k1} + pT_{k2}) \\ &= \frac{1}{\det(\mathbf{M})} \sum_{k=1}^3 \frac{1}{2} V_{k2} T_{k1} + \frac{r}{\det(\mathbf{M})} \sum_{k=1}^3 \frac{(1 - e^{\lambda_k t})}{-\lambda_k} V_{k2}(T_{k1} + pT_{k2})\end{aligned}\quad (122)$$

$$\begin{aligned}\rho_{g_1 g_2}^I(t) &= \frac{1}{\det(\mathbf{M})} [\phi_{13}\rho_{g_1 g_1}(0) + \phi_{23}\rho_{g_1 g_2}^R(0) + \phi_{33}\rho_{g_1 g_2}^I(0)] + \frac{r}{\det(\mathbf{M})} \sum_{k=1}^3 \frac{(1 - e^{\lambda_k t})}{-\lambda_k} V_{k3}(T_{k1} + pT_{k2}) \\ &= \frac{1}{\det(\mathbf{M})} \sum_{k=1}^3 \frac{1}{2} V_{k3} T_{k1} + \frac{r}{\det(\mathbf{M})} \sum_{k=1}^3 \frac{(1 - e^{\lambda_k t})}{-\lambda_k} V_{k3}(T_{k1} + pT_{k2})\end{aligned}\quad (123)$$

To express these general solutions in terms of the physical parameters, we need to express the determinant of matrix \mathbf{M} in terms of these parameters. The determinant of matrix \mathbf{M} is obtained from Eq. (112) using the required coefficients V_{ij} , T_{ij} which are listed in Tables IX and X, respectively.

$$\begin{aligned}\det(\mathbf{M}) &= p \left[\left(-\frac{m_1}{F_{11}} + \left(-\frac{m_2}{F_{11}} + \frac{f_{11}}{F_{11}} \frac{1}{(2z_{10} + 4)} \right) \frac{1}{\bar{n}^2} \left(\frac{\Delta}{\gamma} \right)^2 \right) + p \left(-\frac{m_5}{F_{21}} - \frac{m_6}{F_{21}} \frac{1}{\bar{n}^2} \left(\frac{\Delta}{\gamma} \right)^2 \right) \right. \\ &\quad \left. + p \left(-\frac{m_{11}}{L_{30}} \frac{1}{\bar{n}^2} \left(\frac{\Delta}{\gamma} \right)^2 - \frac{m_{12}}{L_{30}} \frac{1}{\bar{n}^4} \left(\frac{\Delta}{\gamma} \right)^4 \right) \right] \bar{n}^2 \left(\frac{\Delta}{\gamma} \right)^{-2}\end{aligned}\quad (124)$$

The term proportional to $\frac{1}{\bar{n}^4} \left(\frac{\Delta}{\gamma} \right)^4$ can be neglected for large \bar{n} and we find

$$\begin{aligned}\det(\mathbf{M}) &= p \left[\left(-\frac{m_1}{F_{11}} - \frac{m_5}{F_{21}} \right) + \left(-\frac{m_2}{F_{11}} + \frac{f_{11}}{F_{11}} \frac{1}{(2z_{10} + 4)} - \frac{m_6}{F_{21}} - \frac{m_{11}}{L_{30}} \right) \frac{1}{\bar{n}^2} \left(\frac{\Delta}{\gamma} \right)^2 \right] \bar{n}^2 \left(\frac{\Delta}{\gamma} \right)^{-2} \\ &= \left[T_1(p) + T_2(p) \frac{1}{\bar{n}^2} \left(\frac{\Delta}{\gamma} \right)^2 \right] \bar{n}^2 \left(\frac{\Delta}{\gamma} \right)^{-2}\end{aligned}\quad (125)$$

where the coefficients $T_1(p)$, $T_2(p)$ are listed in Table VIII.

To find the expression for $\rho_{g_1 g_1}(t)$, we calculate the following terms in Eq. (121)

$$V_{11}(T_{11} + pT_{12}) = \left[A_1 + A_2 \frac{1}{\bar{n}^2} \left(\frac{\Delta}{\gamma} \right)^2 \right] \bar{n}^2 \left(\frac{\Delta}{\gamma} \right)^{-2}, \quad (126)$$

$$V_{21}(T_{21} + pT_{22}) = \left[A_3 + A_4 \frac{1}{\bar{n}^2} \left(\frac{\Delta}{\gamma} \right)^2 \right] \bar{n}^2 \left(\frac{\Delta}{\gamma} \right)^{-2}, \quad (127)$$

$$V_{31}(T_{31} + pT_{32}) = \left[A_5 + A_6 \frac{1}{\bar{n}^2} \left(\frac{\Delta}{\gamma} \right)^2 \right], \quad (128)$$

where the coefficients $A_i(p)$, $i = 1$ to 6 are listed in Table XII. All the terms $A_i(p)$ are only functions of p .

Using Eqs. (126) to (128) in Eq. (121) the general expression of $\rho_{g_1 g_1}(t)$ can be recast in the form

$$\begin{aligned}\rho_{g_1 g_1}(t) &= \frac{1}{2\det(\mathbf{M})} \left[A_1 \bar{n}^2 \left(\frac{\Delta}{\gamma} \right)^{-2} e^{\lambda_1 t} + A_3 \bar{n}^2 \left(\frac{\Delta}{\gamma} \right)^{-2} e^{\lambda_2 t} + A_5 e^{\lambda_3 t} \right] + \frac{r}{\det(\mathbf{M})} \left[\left(A_1 + A_2 \frac{1}{\bar{n}^2} \left(\frac{\Delta}{\gamma} \right)^2 \right) \bar{n}^2 \left(\frac{\Delta}{\gamma} \right)^{-2} \left(\frac{1 - e^{\lambda_1 t}}{-\lambda_1} \right) \right. \\ &\quad \left. + \left(A_3 + A_4 \frac{1}{\bar{n}^2} \left(\frac{\Delta}{\gamma} \right)^2 \right) \bar{n}^2 \left(\frac{\Delta}{\gamma} \right)^{-2} \left(\frac{1 - e^{\lambda_2 t}}{-\lambda_2} \right) + \left(A_5 + A_6 \frac{1}{\bar{n}^2} \left(\frac{\Delta}{\gamma} \right)^2 \right) \left(\frac{1 - e^{\lambda_3 t}}{-\lambda_3} \right) \right]\end{aligned}\quad (129)$$

Proceeding in the same way as for $\rho_{g_1 g_1}(t)$, we find the expressions for $\rho_{g_1 g_2}^R(t)$ and $\rho_{g_1 g_2}^I(t)$ as

$$\rho_{g_1 g_2}^R(t) = \frac{1}{2\det(\mathbf{M})} \left[B_1 \bar{n}^2 \left(\frac{\Delta}{\gamma} \right)^{-2} e^{\lambda_1 t} + B_3 \bar{n}^2 \left(\frac{\Delta}{\gamma} \right)^{-2} e^{\lambda_2 t} + B_5 e^{\lambda_3 t} \right] + \frac{r}{\det(\mathbf{M})} \left[\left(B_1 + B_2 \frac{1}{\bar{n}^2} \left(\frac{\Delta}{\gamma} \right)^2 \right) \bar{n}^2 \left(\frac{\Delta}{\gamma} \right)^{-2} \left(\frac{1 - e^{\lambda_1 t}}{-\lambda_1} \right) \right. \\ \left. + \left(B_3 + B_4 \frac{1}{\bar{n}^2} \left(\frac{\Delta}{\gamma} \right)^2 \right) \bar{n}^2 \left(\frac{\Delta}{\gamma} \right)^{-2} \left(\frac{1 - e^{\lambda_2 t}}{-\lambda_2} \right) + \left(B_5 + B_6 \frac{1}{\bar{n}^2} \left(\frac{\Delta}{\gamma} \right)^2 \right) \left(\frac{1 - e^{\lambda_3 t}}{-\lambda_3} \right) \right] \quad (130)$$

$$\rho_{g_1 g_2}^I(t) = \frac{1}{2\det(\mathbf{M})} \left[C_1 e^{\lambda_1 t} + C_3 e^{\lambda_2 t} + C_5 e^{\lambda_3 t} \right] \bar{n} \left(\frac{\Delta}{\gamma} \right)^{-1} + \frac{r}{\det(\mathbf{M})} \left[\left(C_1 + C_2 \frac{1}{\bar{n}^2} \left(\frac{\Delta}{\gamma} \right)^2 \right) \left(\frac{1 - e^{\lambda_1 t}}{-\lambda_1} \right) \right. \\ \left. + \left(C_3 + C_4 \frac{1}{\bar{n}^2} \left(\frac{\Delta}{\gamma} \right)^2 \right) \left(\frac{1 - e^{\lambda_2 t}}{-\lambda_2} \right) + \left(C_5 + C_6 \frac{1}{\bar{n}^2} \left(\frac{\Delta}{\gamma} \right)^2 \right) \left(\frac{1 - e^{\lambda_3 t}}{-\lambda_3} \right) \right] \bar{n} \left(\frac{\Delta}{\gamma} \right)^{-1} \quad (131)$$

where the coefficients $B_i(p)$, $C_i(p)$, $i=1$ to 6 are listed in Table XII. All the terms $B_i(p)$ and $C_i(p)$ are only functions of p .

The general expressions for $\rho_{g_1 g_1}(t)$, $\rho_{g_1 g_2}^R(t)$ and $\rho_{g_1 g_2}^I(t)$ can take two forms depending on the value of the alignment factor p . If the alignment factor is greater than the critical value *i.e.* $p > p_c$, then

$$\lambda_j = \gamma z_{j0} \bar{n} = -r |z_{j0}| \quad ; \quad j = 1, 3 \quad (132)$$

However, the second eigenvalue has a different scaling relation as shown in Sec. IC

$$\lambda_2 = -\gamma |f_{21}| \frac{1}{\bar{n}} \left(\frac{\Delta}{\gamma} \right)^2. \quad (133)$$

Substituting the eigenvalues from Eqs. (132), (133) into Eqs. (129) to (131), using Eq. (125) for $\det(\mathbf{M})$ and neglecting the small term proportional to $\frac{1}{\bar{n}^4} \left(\frac{\Delta}{\gamma} \right)^4$ for large \bar{n} , we get

$$\rho_{g_1 g_1}(t) = \frac{1}{\left[T_1(p) + T_2(p) \frac{1}{\bar{n}^2} \left(\frac{\Delta}{\gamma} \right)^2 \right]} \left\{ \frac{1}{2} \left[A_1 e^{-\gamma |z_{10}| \bar{n} t} + A_3 e^{-\gamma |f_{21}| \frac{1}{\bar{n}} \left(\frac{\Delta}{\gamma} \right)^2 t} + A_5 \frac{1}{\bar{n}^2} \left(\frac{\Delta}{\gamma} \right)^2 e^{-\gamma |z_{30}| \bar{n} t} \right] + \left[\left(A_1 + A_2 \frac{1}{\bar{n}^2} \left(\frac{\Delta}{\gamma} \right)^2 \right) \right. \right. \\ \left. \left. \times \left(\frac{1 - e^{-\gamma |z_{10}| \bar{n} t}}{|z_{10}|} \right) + \left(A_3 + A_4 \frac{1}{\bar{n}^2} \left(\frac{\Delta}{\gamma} \right)^2 \right) \bar{n}^2 \left(\frac{\Delta}{\gamma} \right)^{-2} \left(\frac{1 - e^{-\gamma |f_{21}| \frac{1}{\bar{n}} \left(\frac{\Delta}{\gamma} \right)^2 t}}{|f_{21}|} \right) + A_5 \frac{1}{\bar{n}^2} \left(\frac{\Delta}{\gamma} \right)^2 \left(\frac{1 - e^{-\gamma |z_{30}| \bar{n} t}}{|z_{30}|} \right) \right] \right\} \quad (134)$$

$$\rho_{g_1 g_2}^R(t) = \frac{1}{\left[T_1(p) + T_2(p) \frac{1}{\bar{n}^2} \left(\frac{\Delta}{\gamma} \right)^2 \right]} \left\{ \frac{1}{2} \left[B_1 e^{-\gamma |z_{10}| \bar{n} t} + B_3 e^{-\gamma |f_{21}| \frac{1}{\bar{n}} \left(\frac{\Delta}{\gamma} \right)^2 t} + B_5 \frac{1}{\bar{n}^2} \left(\frac{\Delta}{\gamma} \right)^2 e^{-\gamma |z_{30}| \bar{n} t} \right] + \left[\left(B_1 + B_2 \frac{1}{\bar{n}^2} \left(\frac{\Delta}{\gamma} \right)^2 \right) \right. \right. \\ \left. \left. \times \left(\frac{1 - e^{-\gamma |z_{10}| \bar{n} t}}{|z_{10}|} \right) + \left(B_3 + B_4 \frac{1}{\bar{n}^2} \left(\frac{\Delta}{\gamma} \right)^2 \right) \bar{n}^2 \left(\frac{\Delta}{\gamma} \right)^{-2} \left(\frac{1 - e^{-\gamma |f_{21}| \frac{1}{\bar{n}} \left(\frac{\Delta}{\gamma} \right)^2 t}}{|f_{21}|} \right) + B_5 \frac{1}{\bar{n}^2} \left(\frac{\Delta}{\gamma} \right)^2 \left(\frac{1 - e^{-\gamma |z_{30}| \bar{n} t}}{|z_{30}|} \right) \right] \right\} \quad (135)$$

$$\rho_{g_1 g_2}^I(t) = \frac{1}{\left[T_1(p) + T_2(p) \frac{1}{\bar{n}^2} \left(\frac{\Delta}{\gamma} \right)^2 \right]} \frac{1}{\bar{n}} \left(\frac{\Delta}{\gamma} \right) \left\{ \frac{1}{2} \left[C_1 e^{-\gamma |z_{10}| \bar{n} t} + C_3 e^{-\gamma |f_{21}| \frac{1}{\bar{n}} \left(\frac{\Delta}{\gamma} \right)^2 t} + C_5 e^{-\gamma |z_{30}| \bar{n} t} \right] + \left[\left(C_1 + C_2 \frac{1}{\bar{n}^2} \left(\frac{\Delta}{\gamma} \right)^2 \right) \right. \right. \\ \left. \left. \times \left(\frac{1 - e^{-\gamma |z_{10}| \bar{n} t}}{|z_{10}|} \right) + \left(C_3 + C_4 \frac{1}{\bar{n}^2} \left(\frac{\Delta}{\gamma} \right)^2 \right) \bar{n}^2 \left(\frac{\Delta}{\gamma} \right)^{-2} \left(\frac{1 - e^{-\gamma |f_{21}| \frac{1}{\bar{n}} \left(\frac{\Delta}{\gamma} \right)^2 t}}{|f_{21}|} \right) + \left(C_5 + C_6 \frac{1}{\bar{n}^2} \left(\frac{\Delta}{\gamma} \right)^2 \right) \left(\frac{1 - e^{-\gamma |z_{30}| \bar{n} t}}{|z_{30}|} \right) \right] \right\} \quad (136)$$

The solutions (134), (135) and (136) are plotted in Figs. 2(a) and (b) of the main text.

If the alignment factor is less than the critical value ($p < p_c$), then

$$\lambda_j = \gamma z_{j0} \bar{n} = -r |z_{j0}| ; \quad j = 1, 2, 3. \quad (137)$$

Substituting the eigenvalues into Eqs. (129) to (131), using Eq. (125) for $\det(\mathbf{M})$ and neglecting the small term proportional to $\frac{1}{\bar{n}^4} \left(\frac{\Delta}{\gamma}\right)^4$ for large \bar{n} , we get

$$\begin{aligned} \rho_{g_1 g_1}(t) = \frac{1}{\left[T_1(p) + T_2(p) \frac{1}{\bar{n}^2} \left(\frac{\Delta}{\gamma}\right)^2\right]} & \left\{ \frac{1}{2} \left[A_1 e^{-\gamma |z_{10}| \bar{n} t} + A_3 e^{-\gamma |z_{20}| \bar{n} t} + A_5 \frac{1}{\bar{n}^2} \left(\frac{\Delta}{\gamma}\right)^2 e^{-\gamma |z_{30}| \bar{n} t} \right] + \left[\left(A_1 + A_2 \frac{1}{\bar{n}^2} \left(\frac{\Delta}{\gamma}\right)^2 \right) \right. \right. \\ & \times \left(\frac{1 - e^{-\gamma |z_{10}| \bar{n} t}}{|z_{10}|} \right) + \left(A_3 + A_4 \frac{1}{\bar{n}^2} \left(\frac{\Delta}{\gamma}\right)^2 \right) \left(\frac{1 - e^{-\gamma |z_{20}| \bar{n} t}}{|z_{20}|} \right) + A_5 \frac{1}{\bar{n}^2} \left(\frac{\Delta}{\gamma}\right)^2 \left(\frac{1 - e^{-\gamma |z_{30}| \bar{n} t}}{|z_{30}|} \right) \left. \right] \Big\} \quad (138) \end{aligned}$$

$$\begin{aligned} \rho_{g_1 g_2}^R(t) = \frac{1}{\left[T_1(p) + T_2(p) \frac{1}{\bar{n}^2} \left(\frac{\Delta}{\gamma}\right)^2\right]} & \left\{ \frac{1}{2} \left[B_1 e^{-\gamma |z_{10}| \bar{n} t} + B_3 e^{-\gamma |z_{20}| \bar{n} t} + B_5 \frac{1}{\bar{n}^2} \left(\frac{\Delta}{\gamma}\right)^2 e^{-\gamma |z_{30}| \bar{n} t} \right] + \left[\left(B_1 + B_2 \frac{1}{\bar{n}^2} \left(\frac{\Delta}{\gamma}\right)^2 \right) \right. \right. \\ & \times \left(\frac{1 - e^{-\gamma |z_{10}| \bar{n} t}}{|z_{10}|} \right) + \left(B_3 + B_4 \frac{1}{\bar{n}^2} \left(\frac{\Delta}{\gamma}\right)^2 \right) \left(\frac{1 - e^{-\gamma |z_{20}| \bar{n} t}}{|z_{20}|} \right) + B_5 \frac{1}{\bar{n}^2} \left(\frac{\Delta}{\gamma}\right)^2 \left(\frac{1 - e^{-\gamma |z_{30}| \bar{n} t}}{|z_{30}|} \right) \left. \right] \Big\} \quad (139) \end{aligned}$$

$$\begin{aligned} \rho_{g_1 g_2}^I(t) = \frac{1}{\left[T_1(p) + T_2(p) \frac{1}{\bar{n}^2} \left(\frac{\Delta}{\gamma}\right)^2\right]} & \frac{1}{\bar{n}} \left(\frac{\Delta}{\gamma}\right) \left\{ \frac{1}{2} \left[C_1 e^{-\gamma |z_{10}| \bar{n} t} + C_3 e^{-\gamma |z_{20}| \bar{n} t} + C_5 e^{-\gamma |z_{30}| \bar{n} t} \right] + \left[\left(C_1 + C_2 \frac{1}{\bar{n}^2} \left(\frac{\Delta}{\gamma}\right)^2 \right) \right. \right. \\ & \times \left(\frac{1 - e^{-\gamma |z_{10}| \bar{n} t}}{|z_{10}|} \right) + \left(C_3 + C_4 \frac{1}{\bar{n}^2} \left(\frac{\Delta}{\gamma}\right)^2 \right) \left(\frac{1 - e^{-\gamma |z_{20}| \bar{n} t}}{|z_{20}|} \right) + \left(C_5 + C_6 \frac{1}{\bar{n}^2} \left(\frac{\Delta}{\gamma}\right)^2 \right) \left(\frac{1 - e^{-\gamma |z_{30}| \bar{n} t}}{|z_{30}|} \right) \left. \right] \Big\} \quad (140) \end{aligned}$$

In the limit of small energy level spacing ($\frac{\Delta}{\gamma} \ll 1$) and large \bar{n} , we can neglect terms proportional to $\frac{1}{\bar{n}^2} \left(\frac{\Delta}{\gamma}\right)^{-2}$ and the general solution further simplifies.

For $p > p_c$, we obtain

$$\rho_{g_1 g_1}(t) = \frac{1}{T_1(p)} \left\{ \frac{1}{2} \left[A_1 e^{-\gamma |z_{10}| \bar{n} t} + A_3 e^{-\gamma |f_{21}| \frac{1}{\bar{n}} \left(\frac{\Delta}{\gamma}\right)^2 t} \right] + \left[A_1 \left(\frac{1 - e^{-\gamma |z_{10}| \bar{n} t}}{|z_{10}|} \right) + A_4 \left(\frac{1 - e^{-\gamma |f_{21}| \frac{1}{\bar{n}} \left(\frac{\Delta}{\gamma}\right)^2 t}}{|f_{21}|} \right) \right] \right\} \quad (141)$$

$$\rho_{g_1 g_2}^R(t) = \frac{1}{T_1(p)} \left\{ \frac{1}{2} \left[B_1 e^{-\gamma |z_{10}| \bar{n} t} + B_3 e^{-\gamma |f_{21}| \frac{1}{\bar{n}} \left(\frac{\Delta}{\gamma}\right)^2 t} \right] + \left[B_1 \left(\frac{1 - e^{-\gamma |z_{10}| \bar{n} t}}{|z_{10}|} \right) + B_4 \left(\frac{1 - e^{-\gamma |f_{21}| \frac{1}{\bar{n}} \left(\frac{\Delta}{\gamma}\right)^2 t}}{|f_{21}|} \right) \right] \right\} \quad (142)$$

$$\begin{aligned} \rho_{g_1 g_2}^I(t) = \frac{1}{T_1(p)} \left(\frac{\Delta}{\bar{n} \gamma}\right) & \left\{ \frac{1}{2} \left[C_1 e^{-\gamma |z_{10}| \bar{n} t} + C_3 e^{-\gamma |f_{21}| \frac{1}{\bar{n}} \left(\frac{\Delta}{\gamma}\right)^2 t} + C_5 e^{-\gamma |z_{30}| \bar{n} t} \right] + \left[C_1 \left(\frac{1 - e^{-\gamma |z_{10}| \bar{n} t}}{|z_{10}|} \right) \right. \right. \\ & \left. \left. + C_4 \left(\frac{1 - e^{-\gamma |f_{21}| \frac{1}{\bar{n}} \left(\frac{\Delta}{\gamma}\right)^2 t}}{|f_{21}|} \right) + C_5 \left(\frac{1 - e^{-\gamma |z_{30}| \bar{n} t}}{|z_{30}|} \right) \right] \right\} \quad (143) \end{aligned}$$

For $p < p_c$, we find

$$\rho_{g_1 g_1}(t) = \frac{1}{T_1(p)} \left\{ \frac{1}{2} \left[A_1 e^{-\gamma |z_{10}| \bar{n} t} + A_3 e^{-\gamma |z_{20}| \bar{n} t} \right] + \left[A_1 \left(\frac{1 - e^{-\gamma |z_{10}| \bar{n} t}}{|z_{10}|} \right) + A_3 \left(\frac{1 - e^{-\gamma |z_{20}| \bar{n} t}}{|z_{20}|} \right) \right] \right\} \quad (144)$$

$$\rho_{g_1 g_2}^R(t) = \frac{1}{T_1(p)} \left\{ \frac{1}{2} \left[B_1 e^{-\gamma |z_{10}| \bar{n} t} + B_3 e^{-\gamma |z_{20}| \bar{n} t} \right] + \left[B_1 \left(\frac{1 - e^{-\gamma |z_{10}| \bar{n} t}}{|z_{10}|} \right) + B_3 \left(\frac{1 - e^{-\gamma |z_{20}| \bar{n} t}}{|z_{20}|} \right) \right] \right\} \quad (145)$$

$$\rho_{g_1 g_2}^I(t) = \frac{1}{T_1(p)} \left(\frac{\Delta}{\bar{n}\gamma} \right) \left\{ \frac{1}{2} \left[C_1 e^{-\gamma|z_{10}|\bar{n}t} + C_3 e^{-\gamma|z_{20}|\bar{n}t} + C_5 e^{-\gamma|z_{30}|\bar{n}t} \right] + \left[C_1 \left(\frac{1 - e^{-\gamma|z_{10}|\bar{n}t}}{|z_{10}|} \right) + C_3 \left(\frac{1 - e^{-\gamma|z_{20}|\bar{n}t}}{|z_{20}|} \right) + C_5 \left(\frac{1 - e^{-\gamma|z_{30}|\bar{n}t}}{|z_{30}|} \right) \right] \right\} \quad (146)$$

3. Analytical expression in the underdamped regime $[\Delta/(\bar{n}\gamma) > f(p)]$; Approximate solutions

In the underdamped regime of the Λ -system, where the ground-state splitting is large compared to the incoherent pumping rate *i.e.* $\Delta \gg r$, the real part of coherence ($\rho_{g_1 g_2}^R(t)$) is small in comparison to the ground state populations [$\rho_{g_1 g_1}(t)$ in Eq. (1) of the main text]. We can neglect the real part of coherence to write Eq. (1) in the following form

$$\begin{aligned} \dot{\rho}_{g_1 g_1} &= -r\rho_{g_1 g_1} + (r + \gamma)(1 - 2\rho_{g_1 g_1}) \\ &= -(3r + 2\gamma)\rho_{g_1 g_1} + (r + \gamma) \end{aligned} \quad (147)$$

where we have expressed the excited state population in terms of ground state populations.

We consider the situation where the system evolves from zero coherences and all the populations are in the ground state at time $t = 0$ (*i.e.* $\rho_{g_1 g_1} = \rho_{g_2 g_2} = 1/2$ and $\rho_{g_1 g_2} = 0$). The first order linear differential equation (147) can then be solved to yield

$$\rho_{g_1 g_1}(t) = \frac{r + \gamma}{(3r + 2\gamma)} + \frac{r}{2(3r + 2\gamma)} e^{-(3r + 2\gamma)t} \quad (148)$$

The explicit expression for $\rho_{g_1 g_1}$ obtained above is used to simplify the coherence equation (2) of the main text which for the real part of coherence ($\rho_{g_1 g_2}^R$) takes the form

$$\dot{\rho}_{g_1 g_2}^R = -r\rho_{g_1 g_2}^R + \Delta\rho_{g_1 g_2}^I - \frac{pr}{2} e^{-(3r + 2\gamma)t} \quad (149)$$

where the incoherent pumping rate $r = \bar{n}\gamma$.

We observe that the assumption that the real part of coherence is small compared to the excited state population [see Eq. (1) of the main text] decouples the coherence from the excited-state population. This is a valid assumption in the underdamped regime. As a result Eq. (2) of the main text reduces to a system of coupled equations with only two variables (ρ_{ab}^R and ρ_{ab}^I) along with Eq. (147)

$$\begin{aligned} \dot{\rho}_{g_1 g_2}^R &= -r\rho_{g_1 g_2}^R + \Delta\rho_{g_1 g_2}^I - \frac{pr}{2} e^{-(3r + 2\gamma)t} \\ \dot{\rho}_{g_1 g_2}^I &= -\Delta\rho_{g_1 g_2}^R - r\rho_{g_1 g_2}^I \end{aligned} \quad (150)$$

Eq. (150), in the Liouville representation takes the form

$$\dot{\mathbf{x}}(t) = \mathbf{A}\mathbf{x} + \mathbf{d} \quad (151)$$

where $\mathbf{x}(t) = [\rho_{g_1 g_2}^R, \rho_{g_1 g_2}^I]^T$ is the state vector, $\mathbf{d} = [-\frac{pr}{2} e^{-(3r + 2\gamma)t}, 0]^T$ is the driving vector and \mathbf{A} is the coefficient matrix

$$\mathbf{A} = \begin{bmatrix} -r & \Delta \\ -\Delta & -r \end{bmatrix} \quad (152)$$

The solution of Eq. (151) can be written as

$$\dot{\mathbf{x}}(t) = e^{\mathbf{A}t} \mathbf{x}_0 + \int_0^t e^{\mathbf{A}(t-s)} \mathbf{d} ds \quad (153)$$

where $\mathbf{x}_0 = [0, 0]^T$ is the initial vector, so the first term on the right hand side is zero. To evaluate the second term, we need to find the integrand which is an exponential function of the coefficient matrix \mathbf{A} . Let λ_i and \mathbf{v}_i be the eigenvalue and the corresponding eigenvector of the matrix \mathbf{A} such that $\mathbf{A}\mathbf{v}_i = \lambda_i\mathbf{v}_i$; $i = 1, 2$. Then, using the similarity transformation, the coefficient matrix can be recast as

$$\mathbf{A} = \mathbf{M}\mathbf{\Lambda}\mathbf{M}^{-1} \quad (154)$$

where $\Lambda = \begin{bmatrix} \lambda_1 & 0 \\ 0 & \lambda_2 \end{bmatrix}$ is the diagonal eigenvalue matrix, $\mathbf{M} = [\mathbf{v}_1 \ \mathbf{v}_2]^T$ is the eigenvector matrix with the corresponding eigenvectors as columns and \mathbf{M}^{-1} is the inverse of \mathbf{M} .

Diagonalizing the coefficient matrix \mathbf{A} , we find the eigenvalues $\lambda_1 = -r + i\Delta$, $\lambda_2 = -r - i\Delta$ with corresponding eigenvectors $\mathbf{v}_1 = [1 \ i]^T$ and $\mathbf{v}_2 = [1 \ -i]^T$. So, the eigenvalue matrix and its inverse are given by

$$\mathbf{M} = \begin{bmatrix} 1 & 1 \\ i & -i \end{bmatrix}; \quad \mathbf{M}^{-1} = -\frac{1}{2i} \begin{bmatrix} -i & -1 \\ -i & 1 \end{bmatrix} \quad (155)$$

The exponential function of the coefficient matrix in Eq. (153) now simplifies as

$$\begin{aligned} e^{\mathbf{A}(t-s)} &= \mathbf{M} e^{\Lambda(t-s)} \mathbf{M}^{-1} \\ &= -\frac{1}{2i} \begin{bmatrix} 1 & 1 \\ i & -i \end{bmatrix} \begin{bmatrix} e^{\lambda_1(t-s)} & 0 \\ 0 & e^{\lambda_2(t-s)} \end{bmatrix} \begin{bmatrix} -i & -1 \\ -i & 1 \end{bmatrix} \\ &= -\frac{1}{2i} \begin{bmatrix} -i(e^{\lambda_1(t-s)} + e^{\lambda_2(t-s)}) & -(e^{\lambda_1(t-s)} - e^{\lambda_2(t-s)}) \\ (e^{\lambda_1(t-s)} - e^{\lambda_2(t-s)}) & -i(e^{\lambda_1(t-s)} + e^{\lambda_2(t-s)}) \end{bmatrix} \\ &= -\frac{1}{2i} \begin{bmatrix} -ie^{-r(t-s)}(e^{i\Delta(t-s)} + e^{-i\Delta(t-s)}) & -e^{-r(t-s)}(e^{i\Delta(t-s)} - e^{-i\Delta(t-s)}) \\ e^{-r(t-s)}(e^{i\Delta(t-s)} - e^{-i\Delta(t-s)}) & -ie^{-r(t-s)}(e^{i\Delta(t-s)} + e^{-i\Delta(t-s)}) \end{bmatrix} \\ &= -\frac{1}{2i} e^{-r(t-s)} \begin{bmatrix} -2i \cos \Delta(t-s) & -2i \sin \Delta(t-s) \\ 2i \sin \Delta(t-s) & -2i \cos \Delta(t-s) \end{bmatrix} \\ &= e^{-r(t-s)} \begin{bmatrix} \cos \Delta(t-s) & \sin \Delta(t-s) \\ -\sin \Delta(t-s) & \cos \Delta(t-s) \end{bmatrix} \end{aligned} \quad (156)$$

Substituting this result and the driving vector in the line below Eq. (151) in Eq. (153), we obtain

$$\begin{aligned} \mathbf{x}(t) &= \int_0^t e^{-r(t-s)} \begin{bmatrix} \cos \Delta(t-s) & \sin \Delta(t-s) \\ -\sin \Delta(t-s) & \cos \Delta(t-s) \end{bmatrix} \begin{bmatrix} -\frac{pr}{2} e^{-(3r+2\gamma)s} \\ 0 \end{bmatrix} ds \\ &= \int_0^t e^{-r(t-s)} \begin{bmatrix} -\frac{pr}{2} e^{-(3r+2\gamma)s} \cos \Delta(t-s) \\ \frac{pr}{2} e^{-(3r+\gamma)s} \sin \Delta(t-s) \end{bmatrix} ds \\ &= -\frac{pr}{2} e^{-rt} \int_0^t e^{-2(r+\gamma)s} \begin{bmatrix} \cos \Delta(t-s) \\ -\sin \Delta(t-s) \end{bmatrix} ds \end{aligned} \quad (157)$$

Comparing the corresponding components of $\mathbf{x}(t)$ on both sides of Eq. (157), we find

$$\begin{aligned} \rho_{g_1 g_2}^R(t) &= -\frac{pr}{2} e^{-rt} \int_0^t e^{-2(r+\gamma)s} \cos \Delta(t-s) ds, \\ \rho_{g_1 g_2}^I(t) &= \frac{pr}{2} e^{-rt} \int_0^t e^{-2(r+\gamma)s} \sin \Delta(t-s) ds. \end{aligned} \quad (158)$$

Evaluating the integrals we obtain

$$\begin{aligned} \int_0^t e^{-2(r+\gamma)s} \cos \Delta(t-s) ds &= \frac{2(r+\gamma)}{4(r+\gamma)^2 + \Delta^2} [\cos \Delta t - e^{-(2r+2\gamma)t}] + \frac{\Delta}{4(r+\gamma)^2 + \Delta^2} \sin \Delta t, \\ \int_0^t e^{-2(r+\gamma)s} \sin \Delta(t-s) ds &= \frac{2(r+\gamma)}{4(r+\gamma)^2 + \Delta^2} \sin \Delta t - \frac{\Delta}{4(r+\gamma)^2 + \Delta^2} [\cos \Delta t - e^{-(2r+2\gamma)t}]. \end{aligned} \quad (159)$$

Finally, substituting Eq. (159) into Eq. (158) we find the explicit expressions for the real part of coherence

$$\begin{aligned} \rho_{g_1 g_2}^R(t) &= -\frac{pr}{2} e^{-rt} \left[\frac{2(r+\gamma)}{4(r+\gamma)^2 + \Delta^2} \left\{ \cos \Delta t - e^{-(2r+2\gamma)t} \right\} + \frac{\Delta}{4(r+\gamma)^2 + \Delta^2} \sin \Delta t \right] \\ &= \frac{pr}{2[4(r+\gamma)^2 + \Delta^2]} \left[2(r+\gamma) e^{-(3r+2\gamma)t} - \left\{ 2(r+\gamma) \cos \Delta t + \Delta \sin \Delta t \right\} e^{-rt} \right]. \end{aligned} \quad (160)$$

Similarly,

$$\begin{aligned}\rho_{g_1 g_2}^I(t) &= \frac{pr}{2} e^{-rt} \left[\frac{2(r+\gamma)}{4(r+\gamma)^2 + \Delta^2} \sin \Delta t - \frac{\Delta}{4(r+\gamma)^2 + \Delta^2} \left\{ \cos \Delta t - e^{-(2r+2\gamma)t} \right\} \right] \\ &= \frac{pr}{2[4(r+\gamma)^2 + \Delta^2]} \left[\Delta e^{-(3r+2\gamma)t} + \left\{ 2(r+\gamma) \sin \Delta t - \Delta \cos \Delta t \right\} e^{-rt} \right].\end{aligned}\quad (161)$$

These equations provide closed-form analytic solutions for the population and coherence dynamics of the Λ -system in the underdamped regime, in both the strong and weak pumping limits. For the weakly driven Λ -system ($r \ll \gamma$ and $r \ll \Delta$), we can further simplify the expressions (160) and (161) as

$$\rho_{g_1 g_2}^R(t) = \frac{pr}{2[4\gamma^2 + \Delta^2]} \left[2\gamma e^{-2\gamma t} - \left\{ 2\gamma \cos \Delta t + \Delta \sin \Delta t \right\} e^{-rt} \right] \quad (162)$$

$$\rho_{g_1 g_2}^I(t) = \frac{pr}{2[4\gamma^2 + \Delta^2]} \left[\Delta e^{-2\gamma t} + \left\{ 2\gamma \sin \Delta t - \Delta \cos \Delta t \right\} e^{-rt} \right] \quad (163)$$

4. Evolution from a coherent initial state

We finally consider a more general case, where the Λ system evolves from a coherent initial state defined by the vector $\mathbf{x}_0 = [\rho_{g_1 g_2}^R(0), \rho_{g_1 g_2}^I(0)]^T$. In that case, the general solution contains an additional contribution from the initial vector in Eq. (153). To evaluate the contribution from the initial vector \mathbf{x}_0 , we perform matrix multiplication

$$e^{At} \mathbf{x}_0 = e^{-rt} \begin{bmatrix} \cos \Delta t & \sin \Delta t \\ -\sin \Delta t & \cos \Delta t \end{bmatrix} \begin{bmatrix} \rho_{g_1 g_2}^R(0) \\ \rho_{g_1 g_2}^I(0) \end{bmatrix} = e^{-rt} \begin{bmatrix} \rho_{g_1 g_2}^R(0) \cos \Delta t + \rho_{g_1 g_2}^I(0) \sin \Delta t \\ -\rho_{g_1 g_2}^R(0) \sin \Delta t + \rho_{g_1 g_2}^I(0) \cos \Delta t \end{bmatrix} \quad (164)$$

Adding the corresponding terms from the above equation to (160) and (161), we obtain the following analytical solutions for the population and coherence dynamics starting from a coherent initial state

$$\begin{aligned}\rho_{g_1 g_2}^R(t) &= [\rho_{g_1 g_2}^R(0) \cos \Delta t + \rho_{g_1 g_2}^I(0) \sin \Delta t] e^{-rt} \\ &\quad + \frac{pr}{2[4(r+\gamma)^2 + \Delta^2]} \left[2(r+\gamma) e^{-(3r+2\gamma)t} - \left\{ 2(r+\gamma) \cos \Delta t + \Delta \sin \Delta t \right\} e^{-rt} \right] \\ \rho_{g_1 g_2}^I(t) &= [-\rho_{g_1 g_2}^R(0) \sin \Delta t + \rho_{g_1 g_2}^I(0) \cos \Delta t] e^{-rt} \\ &\quad + \frac{pr}{2[4(r+\gamma)^2 + \Delta^2]} \left[\Delta e^{-(3r+2\gamma)t} + \left\{ 2(r+\gamma) \sin \Delta t - \Delta \cos \Delta t \right\} e^{-rt} \right]\end{aligned}\quad (165)$$

When the ground states of the Λ -system are initially in the equal coherent superposition with zero phase [$\rho_{g_1 g_2}^R(0) = 1/2$, $\rho_{g_1 g_2}^I(0) = 1/2$], the initial vector is $\mathbf{x}_0 = [1/2, 0]^T$, and the general solutions in Eq. (165) become

$$\begin{aligned}\rho_{g_1 g_2}^R(t) &= \frac{1}{2} \cos \Delta t e^{-rt} + \frac{pr}{2[4(r+\gamma)^2 + \Delta^2]} \left[2(r+\gamma) e^{-(3r+2\gamma)t} - \left\{ 2(r+\gamma) \cos \Delta t + \Delta \sin \Delta t \right\} e^{-rt} \right] \\ \rho_{g_1 g_2}^I(t) &= -\frac{1}{2} \sin \Delta t e^{-rt} + \frac{pr}{2[4(r+\gamma)^2 + \Delta^2]} \left[\Delta e^{-(3r+2\gamma)t} + \left\{ 2(r+\gamma) \sin \Delta t - \Delta \cos \Delta t \right\} e^{-rt} \right]\end{aligned}\quad (166)$$

These equations are valid in the underdamped limit of the strongly driven Λ -system with the ground states initially in an equal coherent superposition. The general solutions for the coherent dynamics of a weakly driven Λ -system in the underdamped regime are discussed in Sec. IG.3.

F. Physical basis for long-lived Fano coherences: The effective decoherence rate model

In this section we derive an approximate equation of motion, which accurately describes the time evolution of Fano coherences at $t > 1/r$ in the strong-pumping limit ($r \gg \gamma$). As in our previous work on the strongly driven V-system [29], this equation admits a transparent physical interpretation in terms of the various coherence-generating and destroying processes as described in the main text.

In the limit $r \gg \gamma$ we can neglect the terms proportional to γ and further simplify the BR equations for the real and imaginary parts of the Fano coherence $\rho_{g_1 g_2} = \rho_{g_1 g_2}^R + i\rho_{g_1 g_2}^I$ to find

$$\dot{\rho}_{g_1 g_2}^R = -r\rho_{g_1 g_2}^R + pr(\rho_{ee} - \rho_{g_1 g_1}) + \rho_{g_1 g_2}^I \Delta \quad (167)$$

$$\dot{\rho}_{g_1 g_2}^I = -r\rho_{g_1 g_2}^I - \rho_{g_1 g_2}^R \Delta \quad (168)$$

The above equations describe the production and decay of Fano coherences $\rho_{g_1 g_2}$ due to quantum interference between the incoherent excitation pathways $e \rightarrow g_1$ and $e \rightarrow g_2$ originating from the excited state. The coherence generation rate $pr\rho_{ee}$ is proportional to the transition dipole alignment parameter p , which quantifies the degree of interference between the two transitions. We note that the *real part of coherence* is generated directly via the interference process. The imaginary coherence is decoupled from the population dynamics, but contributes nontrivially as a result of its coupling to the real part of the coherence [the $\rho_{g_1 g_2}^R \Delta$ term in Eq. (168)]. The coherences evolve unitarily in time according to the terms proportional to Δ and decay via stimulated emission described by the term $-r\rho_{g_1 g_2}$ in Eq. (168). An additional interference term $pr(\rho_{ee} - \rho_{g_1 g_1})$ in Eq. (167) causes decoherence at a rate proportional to the population difference between the ground and excited levels.

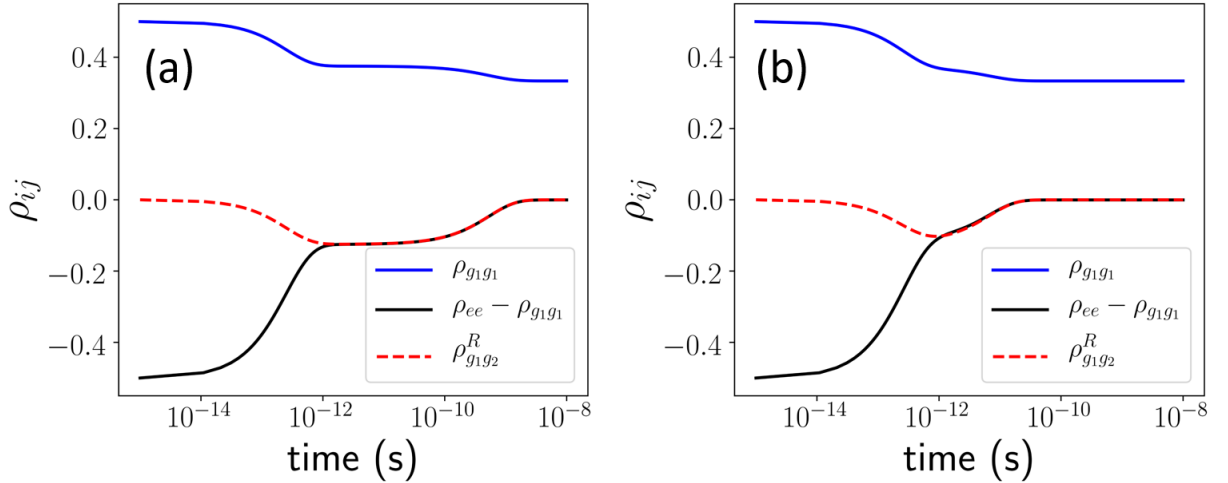


FIG. 5. Population and coherence dynamics of the symmetric Λ -system with coherence-free initial state ($\rho_{g_1 g_2}^R = 0$) in the strong-pumping limit ($\bar{n} = 10^3$) for $\Delta/\gamma = 50$. The transition dipole alignment parameter p is set to 1 [panel (a)] and to 0.9 [panel (b)].

To illustrate the interplay between the different coherence-generating and coherence-destroying mechanisms, we plot in Fig. 5 the time evolution of the populations and coherences that enter Eq. (167). The decay of the ground-state population ρ_{ee} is accompanied by a steady growth of excited-state populations and coherences. In the quasi-steady state formed on the timescale $1/r < t < \tau_c$ the population inversion term $\rho_{ee} - \rho_{g_1 g_1}$ drives coherence generation. From Fig. 5, we observe the quasisteady state (1) the time evolution of the population difference $\rho_{ee} - \rho_{g_1 g_1}$ is identical to that of the real part of the coherence $\rho_{g_1 g_2}^R$ and (2) the imaginary part of the coherence remains constant in time. Setting the left-hand side of Eq. (168) to zero, we obtain the imaginary part of the quasisteady coherence as $\rho_{g_1 g_2}^I = -(\Delta/r)\rho_{g_1 g_2}^R$ (we verified this result numerically in the overdamped regime). These considerations allow us to simplify Eq. (167) to yield

$$\dot{\rho}_{g_1 g_2}^R = -r \left(1 - p + \frac{\Delta^2}{r^2} \right) \rho_{g_1 g_2}^R \quad (t > 1/r), \quad (169)$$

which describes coherence decay on the timescale $t > 1/r$ (note that coherence generation occurs on shorter timescales given by $t \simeq 1/r$). The simple form of Eq. (169) enables us to introduce an *effective decoherence rate* $\gamma_d^{\text{eff}}(p) = r(1 - p + \frac{\Delta^2}{r^2})$ and the *effective coherence time*

$$\tau_d^{\text{eff}} = \frac{1}{r(1 - p + \frac{\Delta^2}{r^2})} \quad (170)$$

The effective decoherence rate model thus establishes that the lifetime of noise-induced coherences is determined by two mechanisms: (1) the interplay between coherence-generating Fano interference and incoherent stimulated emission

discussed above [the term $r(1-p)$] and (2) the coupling between the real and imaginary parts of the coherence [the term Δ^2/r]. The second mechanism is due to the unitary interconversion between the real and imaginary parts of the coherence, which occurs at a rate Δ . Because the imaginary coherence decays at a rate r [Eq. (168)], this unitary interconversion makes a small second-order contribution to the overall decay rate proportional to $r\Delta^2$. The two mechanisms contribute equally for $p = p_c^{\text{eff}}$ where

$$p_c^{\text{eff}} = 1 - \frac{\Delta^2}{r^2}, \quad (171)$$

which is close to the exact result derived above $p_c = \sqrt{1 - \Delta^2/r^2} \simeq 1 - \frac{1}{2} \frac{\Delta^2}{r^2}$ in the overdamped limit ($\Delta/(\bar{n}\gamma) \ll 1$).

Our expression for the effective decoherence rate (170) clarifies the physical origin of the different regimes of coherent dynamics. At $p > p_c^{\text{eff}}$ the term $r(1-p)$ is small compared with Δ^2/r^2 , the rate of coherence generation (via Fano interference) and decay (via incoherent stimulated emission) are almost exactly balanced. As a result, the effective decoherence rate is dominated by the second-order mechanism (2) and Eq. (170) yields $\tau_d^{\text{eff}} = r/\Delta^2 = \bar{n}\gamma/\Delta^2$, which is identical to the exact result to within the factor 1.34. Remarkably, the effective decoherence model correctly predicts the linear scaling of the coherence lifetime with both \bar{n} and Δ/γ in the $p > p_c$ regime.

We note that the transition dipole alignment parameter p can be thought of as controlling the relative contribution of mechanisms (1) and (2) leading to the overall effective decoherence rate (170). In the strong-pumping regime, mechanism (1) is much more efficient in destroying the coherence than mechanism (2). Significantly, mechanism (1) is p -dependent and can be suppressed by taking $p \rightarrow 1$, leading to the long-lived coherent regime governed by mechanism (2).

G. Weak pumping regime

In this section we will specifically consider the weak pumping limit, where incoherent driving is much slower than spontaneous decay ($r \ll \gamma$). In this regime, the average photon number of the radiation field is small ($\bar{n} \ll 1$).

1. Solving the equation $D = 0$ in the weak pumping limit

For small $\frac{\Delta}{\gamma}$ and \bar{n} , the discriminant in Eq. (19) is well represented by the zeroth and second order terms $d_0, d_2\bar{n}^2$ only, and it can be written as

$$D = \frac{\gamma^6}{2916} (d_0 + d_2\bar{n}^2) \quad (172)$$

where d_0 , and d_2 are the expansion coefficients listed in Table I, which are further simplified as

$$\begin{aligned} d_0 &= 108 \left(\frac{\Delta}{\gamma} \right)^2 \left[\left(\frac{\Delta}{\gamma} \right)^2 + 4 \right]^2 \\ d_2 &= -9(47 + 108p^2) \left(\frac{\Delta}{\gamma} \right)^4 + 72(64 + 87p^2 + 18p^4) \left(\frac{\Delta}{\gamma} \right)^2 - 432p^4 \end{aligned} \quad (173)$$

Our goal is to find a relationship between $\frac{\Delta}{\gamma}$ and \bar{n} by solving the equation $D = 0$. Using the expansion coefficients in Eq. (173), Eq. (172) can be recast

$$\bar{n}^2 = -\frac{d_0}{d_2} = \frac{108 \left(\frac{\Delta}{\gamma} \right)^2 \left[\left(\frac{\Delta}{\gamma} \right)^2 + 4 \right]^2}{\left[9(47 + 108p^2) \left(\frac{\Delta}{\gamma} \right)^4 - 72(64 + 87p^2 + 18p^4) \left(\frac{\Delta}{\gamma} \right)^2 + 432p^4 \right]} \quad (174)$$

We rearrange the above equation to obtain the ratio of (Δ/γ) to \bar{n} in the following form

$$\frac{1}{\bar{n}^2} \left(\frac{\Delta}{\gamma} \right)^2 = \frac{\left[9(47 + 108p^2) \left(\frac{\Delta}{\gamma} \right)^4 - 72(64 + 87p^2 + 18p^4) \left(\frac{\Delta}{\gamma} \right)^2 + 432p^4 \right]}{108 \left[\left(\frac{\Delta}{\gamma} \right)^2 + 4 \right]^2} \quad (175)$$

For small values of Δ/γ , we can neglect the $(\Delta/\gamma)^2$ and $(\Delta/\gamma)^4$ terms on the right-hand side to obtain

$$\left(\frac{\Delta}{r}\right)^2 = \frac{p^4}{4} \quad (176)$$

Finally, we take the square root on both sides of Eq. (176) to find the equation for the critical line

$$\frac{\Delta}{r} = \frac{p^2}{2} \quad (177)$$

Therefore, for small values of $\frac{\Delta}{\gamma}$ and \bar{n} , the critical line is a straight line with the slope given by $m = p^2/2$. The dynamical regimes for small \bar{n} are illustrated in the contour plot of Fig. 6(a), (b), which displays that the line of zero discriminant passes through the origin. The underdamped and overdamped regimes are defined by the conditions $\frac{\Delta}{r} > \frac{p^2}{2}$ and $\frac{\Delta}{r} < \frac{p^2}{2}$, respectively. Because one expects $\Delta/r > 1$ to be the case for very small r , overdamped dynamics are strongly suppressed in the weak pumping limit.

For completeness, we also consider the case of the weakly driven degenerate Λ -system ($\Delta = 0$), where the zeroth and first order coefficients $d_0(p)$ and $d_1(p)$ in Eq. (19) vanish and the discriminant becomes

$$D = -432p^2\bar{n}^2 \quad (178)$$

The discriminant is always negative for $p \neq 0$. This implies that the degenerate Λ -system always exhibits dynamics either in the overdamped regime ($p \neq 0$) or the critical regime ($p = 0$). This is in contrast to the weakly driven non-degenerate Λ -system considered above, whose dynamics are primarily in the underdamped regime.

In the strong pumping regime, the discriminant (19) of the degenerate Λ -system becomes

$$D = -108p^2\bar{n}^2[4 + 4p^2(5 + 2p^2)\bar{n} + p^2(37 + 36p^2)\bar{n}^2 + 6p^2(5 + 9p^2)\bar{n}^3 + 9p^2(1 + 3p^2)\bar{n}^4] \quad (179)$$

We observe that the discriminant is either zero or negative. Thus, the dynamics of the strongly driven degenerate Λ -system are restricted to either overdamped ($p \neq 0$) or critical ($p = 0$) regimes. This is again different from the strongly driven non-degenerate Λ -system, which shows dynamics in all three regimes.

2. Eigenvalues and coherence lifetimes in the underdamped regime [$\Delta/r > p^2/2$]

The eigenvalues in the weak pumping regime can be expressed as a polynomial function of $\bar{n} \ll 1$ (see above)

$$\lambda_j = \gamma \sum_{k=0}^5 \tilde{z}_{jk} \bar{n}^k \quad (j = 1 - 3). \quad (180)$$

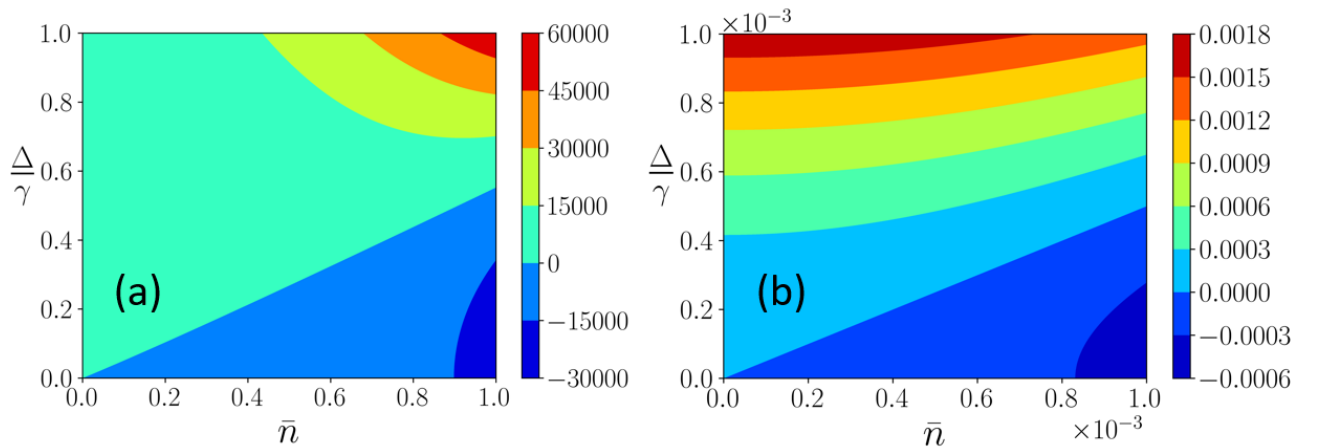


FIG. 6. (a) A contour plot of the discriminant D for small Δ/γ and \bar{n} and $p = 1.0$. (b) An expanded view of the region close to the origin ($\Delta/\gamma \ll 1$, $\bar{n} \ll 1$ and $p = 1.0$).

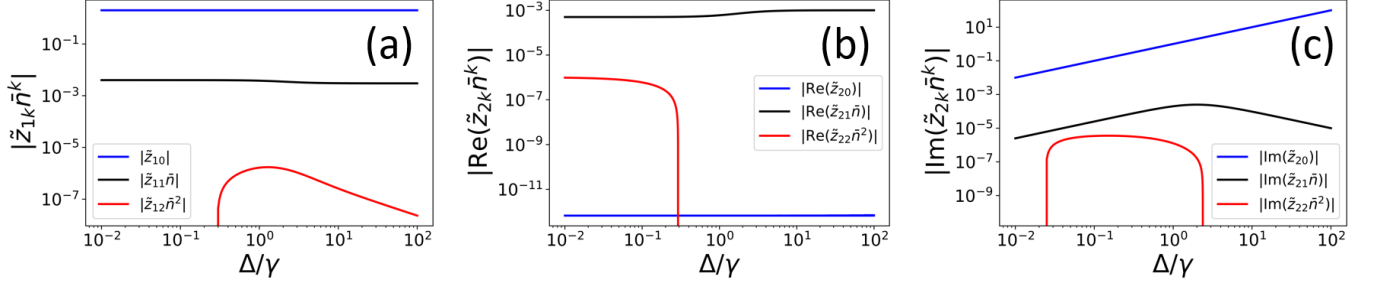


FIG. 7. Relative contributions of the different terms to the eigenvalues λ_1 (a), Real (b) and Imaginary (c) part of λ_2 plotted as a function of Δ/γ in the weak pumping limit with $\bar{n} = 10^{-3}$ and $p = 1$. Note that λ_3 is complex conjugate of λ_2 .

Neglecting the terms with $k > 2$ we find

$$\lambda_j = \gamma [\tilde{z}_{j0} + \tilde{z}_{j1}\bar{n} + \tilde{z}_{j2}\bar{n}^2] \quad (j = 1 - 3). \quad (181)$$

Equation (181) is a general expression for the eigenvalues of the coefficient matrix (9) in the weak pumping limit. The above expression is valid for $\bar{n} \leq 0.01$ and it converges quickly with \bar{n} . The expansion coefficients \tilde{z}_{jk} are listed in Table XIII.

Next we compare the relative contributions of the different $\tilde{z}_{jk}\bar{n}^k$ terms in Eq. (181) as a function of Δ/γ in Figure 7. From Fig. 7(a), we observe that the zeroth order term \tilde{z}_{10} is the dominant term for $|\lambda_1|$ which can be written as

$$\lambda_1 = |\tilde{z}_{10}|\gamma, \quad (182)$$

where the p -dependent coefficient \tilde{z}_{10} is listed in Table XIII.

Similarly, the real and imaginary parts of the eigenvalue λ_2 as a function of Δ/γ are plotted in Figs. 7(b) and (c). We see that the imaginary part of $|\text{Im}(\lambda_2)|$ depends significantly on the zeroth order term ($\text{Im}(\tilde{z}_{20})$) similar to λ_1 . However, it is the first-order term $\text{Re}(\tilde{z}_{20})\bar{n}$ that is dominant in the real part of $|\text{Re}(\lambda_2)|$. This approximation permits us to express the real and imaginary parts of λ_2 in the following form

$$\begin{aligned} \text{Re}(\lambda_2) &= \text{Re}(\tilde{z}_{21})r, \\ \text{Im}(\lambda_2) &= \text{Im}(\tilde{z}_{20})\gamma, \end{aligned} \quad (183)$$

where the coefficients \tilde{z}_{20} and \tilde{z}_{21} are listed in Table XIII. Here, we note that the eigenvalue λ_3 exhibits same features as λ_2 as they are complex conjugates of each other.

The eigenvalues in the weak pumping regime can be evaluated more simply by assuming the decoupling of the coherence term in Eq. (1). This is a valid assumption for the strong pumping regime ($\Delta/r \geq 1$) as long as $\Delta/\gamma > 1$. In the weak pumping limit with $\Delta/\gamma > 1$, the coefficient matrix (62) after diagonalization results in the following three eigenvalues

$$\lambda_1 = -2\gamma \quad (184)$$

$$\lambda_2 = -r + i\Delta \quad (185)$$

$$\lambda_3 = -r - i\Delta \quad (186)$$

The eigenvalue spectrum λ_k of the coefficient matrix \mathbf{A} consists of one real and two complex conjugate eigenvalues. Thus, the dynamics of the Λ -system weakly driven by incoherent radiation is in the underdamped regime as discussed above. It is important to note that we can not neglect the incoherent driving rate r in the eigenvalues $\lambda_{2,3}$ in spite of its small magnitude in the weak pumping limit.

If the ground state splitting is small in comparison to the spontaneous decay rate ($\Delta/\gamma < 1$), the eigenvalue (184) is in complete agreement with the eigenvalue evaluated in (182). However, the eigenvalues (185)-(186) deviate from the exact values. Next, we compute the eigenvalues (λ_2) using Eq. (181) for which the expansion coefficients \tilde{z}_{2k} are evaluated with $(\alpha_2, \beta_2) = (\omega^2, \omega)$.

Substituting the coefficients \tilde{z}_{2k} , $\omega = (-1 + i\sqrt{3})/2$, $\omega^2 = (-1 - i\sqrt{3})/2$ in Eq. (183), we obtain

$$\text{Re}(\lambda_2) = r \left\{ -\frac{5}{3} + \frac{1}{6\tilde{K}}(8 + 6p^2) + \frac{1}{18\tilde{K}} \left(3\frac{\Delta^2}{\gamma^2} - 4 \right) t_1 + \frac{1}{18} \tilde{K} t_1 \right\} \quad (187)$$

$$\text{Im}(\lambda_2) = -\sqrt{3}\gamma \left\{ \frac{1}{6\tilde{K}} \left(3\frac{\Delta^2}{\gamma^2} - 4 \right) + \frac{\tilde{K}}{6} \right\} \quad (188)$$

Figure 8 displays the absolute values of the real and imaginary parts of (λ_2) as a function of Δ/γ for $p = 1$. We observe from Fig. 8(a) that the real part of λ_2 increases by a factor of two when going from the region of large to small ground state splitting. Furthermore, the real part of λ_2 attains asymptotic limits for large and small Δ/γ . In contrast, the imaginary part of the eigenvalue λ_2 is a constant, equal to the ground state splitting (Δ), for a wide range of Δ/γ ($10^{-2} \leq \Delta/\gamma \leq 10^2$) as shown in Fig. 8(b).

To evaluate the real part of λ_2 at the limiting values of Δ/γ , we first consider the case of large $\Delta/\gamma \gg 1$. We begin by evaluating the various terms that define λ_2

$$c_0 = 36\left(\frac{\Delta}{\gamma}\right)^2, \quad d_0 = 108\left(\frac{\Delta}{\gamma}\right)^6, \quad \tilde{K} = \sqrt{3}\left(\frac{\Delta}{\gamma}\right), \quad b_0 = 3\left(\frac{\Delta}{\gamma}\right)^2, \quad b_1 = -(8 + 6p^2), \quad t_1 = \frac{2\sqrt{3}}{\left(\frac{\Delta}{\gamma}\right)} \quad (189)$$

Using Eq. (189) in Eq. (187), we find

$$\begin{aligned} \text{Re}(\lambda_2) &= r \left[-\frac{5}{3} - \frac{1}{2} \left\{ \frac{-(8 + 6p^2)}{3\tilde{K}} - \frac{3\left(\frac{\Delta}{\gamma}\right)^2 t_1}{9\tilde{K}} \right\} + \frac{1}{18} \sqrt{3} \left(\frac{\Delta}{\gamma}\right) t_1 \right] \\ &= r \left[-\frac{5}{3} + \frac{1}{6\tilde{K}} \left\{ (8 + 6p^2) + \left(\frac{\Delta}{\gamma}\right)^2 \frac{2\sqrt{3}}{\left(\frac{\Delta}{\gamma}\right)} \right\} + \frac{1}{18} \sqrt{3} \left(\frac{\Delta}{\gamma}\right) \frac{2\sqrt{3}}{\left(\frac{\Delta}{\gamma}\right)} \right] \\ &= r \left[-\frac{5}{3} + \frac{1}{6\sqrt{3}\left(\frac{\Delta}{\gamma}\right)} \left\{ (8 + 6p^2) + 2\sqrt{3} \left(\frac{\Delta}{\gamma}\right) \right\} + \frac{1}{3} \right] \\ &= r \left[-\frac{4}{3} + \frac{1}{6\sqrt{3}\left(\frac{\Delta}{\gamma}\right)} (8 + 6p^2) + \frac{1}{3} \right] = r \left[-1 + \frac{1}{6\sqrt{3}\left(\frac{\Delta}{\gamma}\right)} (8 + 6p^2) \right] = -r \end{aligned} \quad (190)$$

where we have neglected the last term $\frac{1}{6\sqrt{3}\left(\frac{\Delta}{\gamma}\right)} (8 + 6p^2)$ for large Δ/γ . From Eq. (190), we observe that real part of the eigenvalue λ_2 is independent of the dipole alignment factor (p), and takes the asymptotic value of r as seen in Fig. 8(a).

Next we calculate the real part of eigenvalue λ_2 when $\Delta/\gamma \ll 1$. We proceed by finding the terms relevant for λ_2 as in the previous case

$$c_0 = 16, \quad d_0 = 0, \quad \tilde{K} = 2, \quad b_0 = -4, \quad b_1 = -(8 + 6p^2), \quad t_1 = \frac{(12 + 9p^2)}{4} \quad (191)$$

Using Eq. (191) in Eq. (187), we find

$$\begin{aligned} \text{Re}(\lambda_2) &= r \left[-\frac{5}{3} - \frac{1}{2} \left\{ \frac{-(8 + 6p^2)}{3\tilde{K}} - \frac{-4\frac{(12 + 9p^2)}{4}}{9\tilde{K}} \right\} + \frac{1}{18} \tilde{K} \frac{(12 + 9p^2)}{4} \right] \\ &= r \left[-\frac{5}{3} + \frac{1}{12} (8 + 6p^2) + \frac{1}{36} (12 + 9p^2) - \frac{1}{36} (12 + 9p^2) \right] \\ &= r \left[-\frac{5}{3} + \frac{1}{12} (8 + 6p^2) \right] = r \left[\frac{(p^2 - 2)}{2} \right] \end{aligned} \quad (192)$$

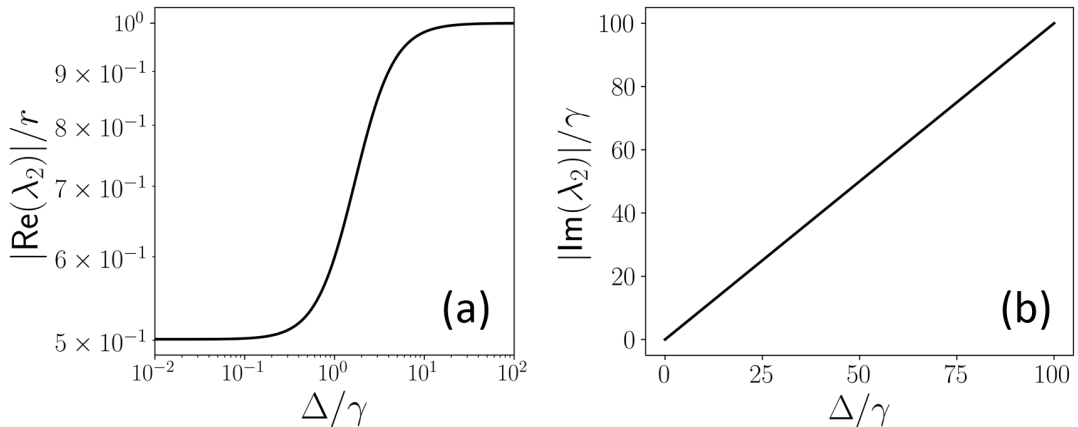


FIG. 8. The real (a) and imaginary (b) parts of the eigenvalue λ_2 in Eqs. (187) and (188) vs. Δ/γ for $\bar{n} = 10^{-3}$ and $p = 1$.

The above expression shows that $\text{Re}(\lambda_2)$ depends on the dipole alignment factor p . In the absence of Fano coherence ($p = 0$), $\text{Re}(\lambda_2) = -r$ and with full Fano coherence ($p = 1$), $\text{Re}(\lambda_2) = -r/2$ as demonstrated in Fig. 8(a). This result shows that the coherence time, which is the inverse of the absolute value of the real part of the eigenvalue λ_2 , is enhanced two-fold in the presence of Fano coherence when the ground state splitting is small ($\Delta \leq \gamma$).

3. Population and Coherence dynamics in the underdamped regime [$\Delta/r > p^2/2$]

Here, we derive the analytical solutions of the BR equations for a weakly driven Λ -system. For $r \ll \gamma$ and $r \ll \Delta$, the excited-state population and coherences [see, e.g, Eq. (160)] can be further simplified as

$$\rho_{g_1 g_1}(t) = \frac{1}{2}e^{-2\gamma t} + \left(\frac{r + \gamma}{3r + 2\gamma} \right) (1 - e^{-2\gamma t}) = \frac{r + \gamma}{(3r + 2\gamma)} + \frac{r}{2(3r + 2\gamma)}e^{-2\gamma t} \quad (193)$$

$$\rho_{g_1 g_2}^R(t) = \frac{pr}{2[4\gamma^2 + \Delta^2]} \left[2\gamma e^{-2\gamma t} - \{2\gamma \cos \Delta t + \Delta \sin \Delta t\} e^{-rt} \right] \quad (194)$$

$$\rho_{g_1 g_2}^I(t) = \frac{pr}{2[4\gamma^2 + \Delta^2]} \left[\Delta e^{-2\gamma t} + \{2\gamma \sin \Delta t - \Delta \cos \Delta t\} e^{-rt} \right] \quad (195)$$

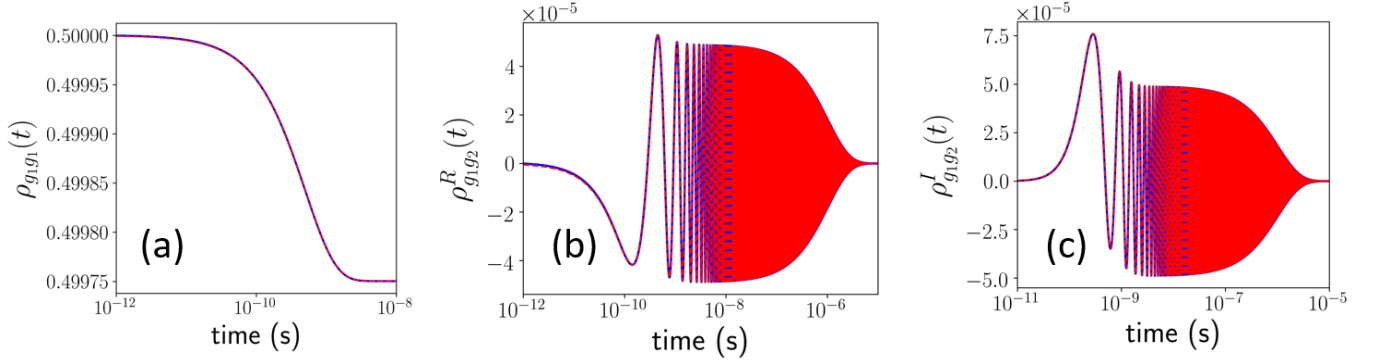


FIG. 9. Numerical [blue solid line] vs analytical [red dashed line] solutions of BR equations (1) - (2) in the underdamped regime. (a) Excited-state population [(a)] and coherence [(b), (c)] dynamics of the symmetric Λ -system irradiated by incoherent light in the weak pumping limit with $\bar{n} = 10^{-3}$ and $\Delta/\gamma = 10$.

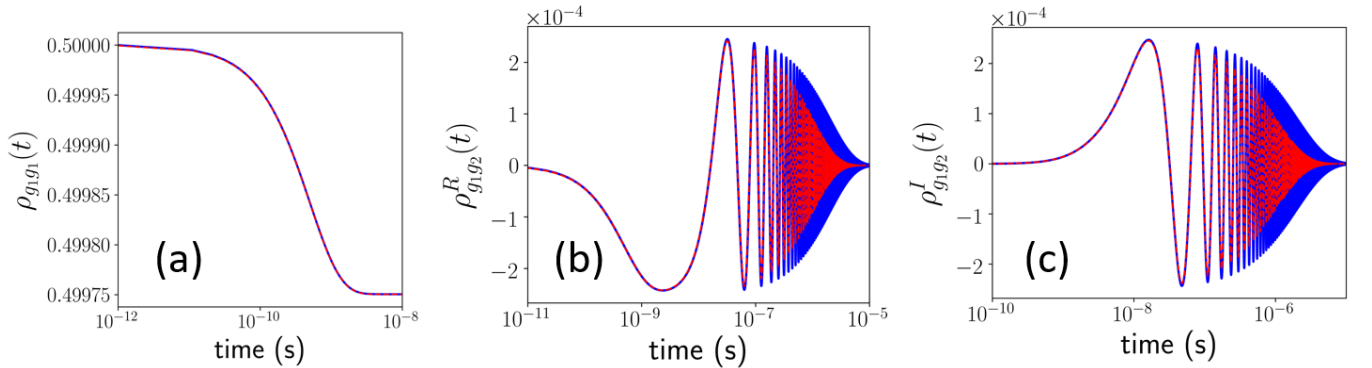


FIG. 10. Numerical [blue solid line] vs analytical [red dashed line] solutions of BR equations (1) - (2) in the underdamped regime. (a) Excited-state population [(a)] and coherence [(b), (c)] dynamics of the symmetric Λ -system irradiated by incoherent light in the weak pumping limit with $\bar{n} = 10^{-3}$ and $\Delta/\gamma = 10^{-1}$.

Equations (193) - (195) give the exact population and coherence dynamics of the weakly driven Λ -system when the ground state splitting is large in comparison to the spontaneous decay rate ($\Delta > \gamma$). Figure 9 shows a nearly perfect agreement of the analytical and numerical solutions for $\Delta > \gamma$. From the above equations, we note that there

are two separate time scales $1/2\gamma$ and $1/r$ for the evolution of coherence. Figure 9(b) - (c) exhibits the emergence of coherence from the coherence-free initial state which oscillates with a frequency of Δ that decays on the timescale $1/r$.

However, the analytical and numerical solutions for $\Delta/\gamma \leq 1$ displayed in Fig. 10 disagree at later times. This discrepancy can be understood from the behavior of $\lambda_{2,3}$ as a function of Δ/γ discussed in the previous section. While $\text{Im}(\lambda_{2,3}) = \Delta$ for a wide range of Δ/γ , $\text{Re}(\lambda_{2,3})$ vary from r to $r/2$ as Δ/γ decreases. This implies that the coherences decay on the time scale $2/r$ when $\Delta/\gamma < 1$. In this limit, the analytical solutions for coherence dynamics takes the form

$$\rho_{g_1 g_2}^R(t) = \frac{pr}{2[4\gamma^2 + \Delta^2]} \left[2\gamma e^{-2\gamma t} - \{2\gamma \cos \Delta t + \Delta \sin \Delta t\} e^{-\frac{r}{2}t} \right] \quad (196)$$

$$\rho_{g_1 g_2}^I(t) = \frac{pr}{2[4\gamma^2 + \Delta^2]} \left[\Delta e^{-2\gamma t} + \{2\gamma \sin \Delta t - \Delta \cos \Delta t\} e^{-\frac{r}{2}t} \right] \quad (197)$$

To interpolate between the two limits, we introduce a dimensionless function $Q(x) = \text{Re}(\lambda_2)/r$ plotted in Fig. 8(a), in terms of which

$$\rho_{g_1 g_2}^R(t) = \frac{pr}{2[4\gamma^2 + \Delta^2]} \left[2\gamma e^{-2\gamma t} - \{2\gamma \cos \Delta t + \Delta \sin \Delta t\} e^{-rQ(\frac{\Delta}{\gamma})t} \right] \quad (198)$$

$$\rho_{g_1 g_2}^I(t) = \frac{pr}{2[4\gamma^2 + \Delta^2]} \left[\Delta e^{-2\gamma t} + \{2\gamma \sin \Delta t - \Delta \cos \Delta t\} e^{-rQ(\frac{\Delta}{\gamma})t} \right]. \quad (199)$$

We finally consider a weakly driven Λ -system with the ground states initially in an equal coherent superposition. For $r \ll \gamma$ and $r \ll \Delta$, the coherent dynamics governed by Eq. (166) can be recast as

$$\begin{aligned} \rho_{g_1 g_2}^R(t) &= [\rho_{g_1 g_2}^R(0) \cos \Delta t + \rho_{g_1 g_2}^I(0) \sin \Delta t] e^{-rt} + \frac{pr}{2[4\gamma^2 + \Delta^2]} \left[2\gamma e^{-2\gamma t} - \{2\gamma \cos \Delta t + \Delta \sin \Delta t\} e^{-rt} \right] \\ \rho_{g_1 g_2}^I(t) &= [-\rho_{g_1 g_2}^R(0) \sin \Delta t + \rho_{g_1 g_2}^I(0) \cos \Delta t] e^{-rt} + \frac{pr}{2[4\gamma^2 + \Delta^2]} \left[\Delta e^{-2\gamma t} + \{2\gamma \sin \Delta t - \Delta \cos \Delta t\} e^{-rt} \right] \end{aligned} \quad (200)$$

Equations (200) accurately describe the coherent dynamics of a weakly driven Λ -system if the ground state splitting is greater than the spontaneous decay rate ($\Delta > \gamma$). However, in the opposite limit ($\Delta \leq \gamma$) these analytical solutions deviate from numerical solutions at later times. Following the same procedure as described above, we introduce a dimensionless function $Q(x) = \text{Re}(\lambda_2)/r$ that interpolates between the two limits of the eigenvalue λ_2 to find the general solutions in the form

$$\begin{aligned} \rho_{g_1 g_2}^R(t) &= [\rho_{g_1 g_2}^R(0) \cos \Delta t + \rho_{g_1 g_2}^I(0) \sin \Delta t] e^{-rQ(\frac{\Delta}{\gamma})t} + \frac{pr}{2[4\gamma^2 + \Delta^2]} \left[2\gamma e^{-2\gamma t} - \{2\gamma \cos \Delta t + \Delta \sin \Delta t\} e^{-rQ(\frac{\Delta}{\gamma})t} \right] \\ \rho_{g_1 g_2}^I(t) &= [-\rho_{g_1 g_2}^R(0) \sin \Delta t + \rho_{g_1 g_2}^I(0) \cos \Delta t] e^{-rQ(\frac{\Delta}{\gamma})t} + \frac{pr}{2[4\gamma^2 + \Delta^2]} \left[\Delta e^{-2\gamma t} + \{2\gamma \sin \Delta t - \Delta \cos \Delta t\} e^{-rQ(\frac{\Delta}{\gamma})t} \right] \end{aligned} \quad (201)$$

This completes the derivation of Eqs. (4) of the main text.

H. von Neumann Entropy

Here, we describe the procedure of computing the von Neumann entropy of the quantum states generated by incoherent driving of the Λ -system. The von Neumann entropy of a quantum system described by the density operator ρ is defined as

$$\mathcal{S}(t) = -\text{Tr}(\rho \ln \rho) \quad (202)$$

where Tr is the trace operation.

By diagonalizing the density operator we can express it in the following form

$$\rho = \sum_i \lambda_i |i\rangle \langle i| \quad (203)$$

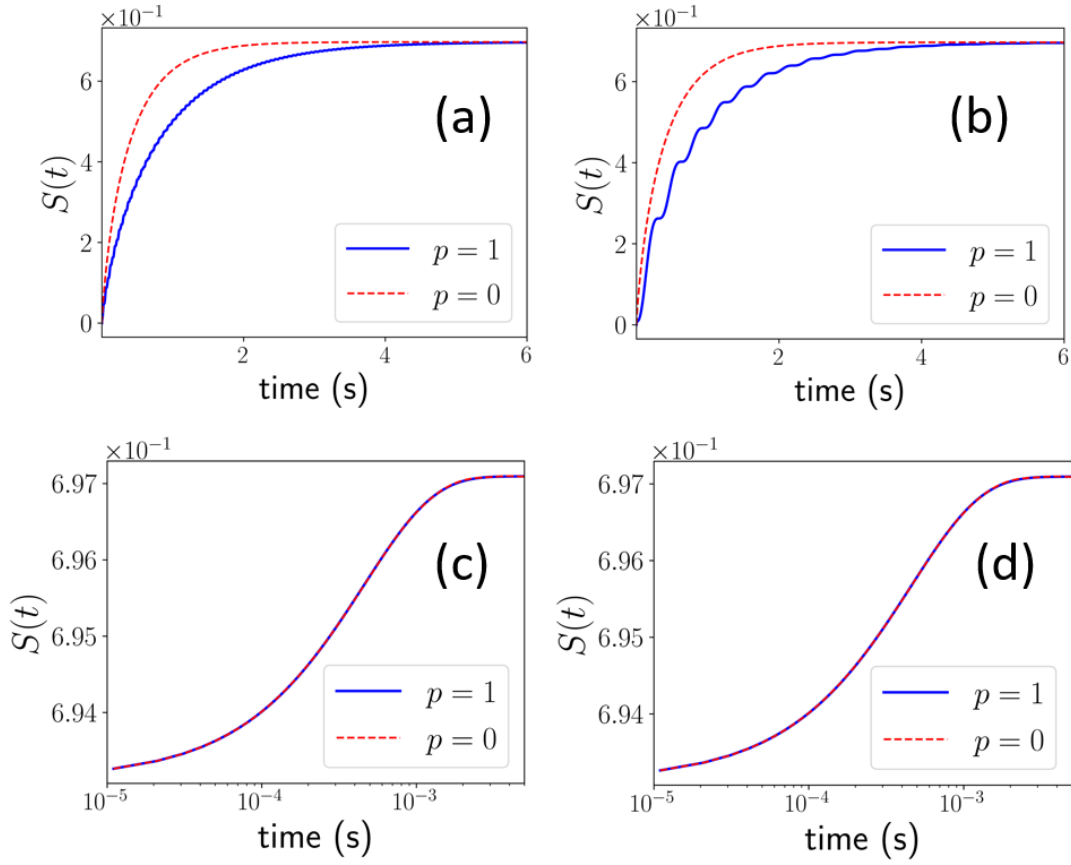


FIG. 11. Comparison of von Neumann Entropy defined in Eq. (208) with full Fano coherence [blue solid line] vs without Fano coherence [red dashed line] as a function of time in the weak pumping limit with $\bar{n} = 10^{-3}$. (a) Panels [(a)] and [(b)] display the evolution of the von Neumann entropy with $\Delta/\gamma = 10^{-1}$ and 10^{-2} , and the ground states of the Λ -system initially in a coherent superposition. (b) Panel [(c)] von Neumann entropy is evaluated for $\Delta/\gamma = 10^{-1}$, and no initial coherence between the ground states. (c) Panel [(d)] same as panels[(b)]-[(c)] for $\Delta/\gamma = 10$. Note that time is given in the units of r^{-1} .

where $|i\rangle$ is the eigenvector of ρ with the eigenvalue λ_i . The von-Neumann entropy in the eigenbasis of ρ then becomes

$$\mathcal{S}(t) = - \sum_i \lambda_i \ln \lambda_i \quad (204)$$

The density operator of the Λ -system driven by incoherent light in the energy eigenbasis is

$$\rho = \begin{pmatrix} \rho_{ee} & 0 & 0 \\ 0 & \rho_{g_1 g_1} & \rho_{g_1 g_2} \\ 0 & \rho_{g_2 g_1} & \rho_{g_2 g_2} \end{pmatrix} \quad (205)$$

The eigenvalues of ρ are

$$\begin{aligned} \lambda_1 &= \rho_{ee} \\ \lambda_{2,3} &= \frac{1}{2} \left[(\rho_{g_1 g_1} + \rho_{g_2 g_2}) \pm \sqrt{(\rho_{g_1 g_1} - \rho_{g_2 g_2})^2 + 4\rho_{g_1 g_2} \rho_{g_2 g_1}} \right] \end{aligned} \quad (206)$$

For the symmetric Λ -system, these expressions simplify to

$$\begin{aligned} \lambda_1 &= \rho_{ee} \\ \lambda_{2,3} &= \rho_{g_1 g_1} \pm |\rho_{g_1 g_2}| \end{aligned} \quad (207)$$

Plugging Eqs. (207) into Eq. (204), we obtain the von-Neumann entropy of the symmetric Λ -system

$$\mathcal{S}(t) = - \left[(\rho_{g_1 g_1} + |\rho_{g_1 g_2}|) \ln(\rho_{g_1 g_1} + |\rho_{g_1 g_2}|) + (\rho_{g_1 g_1} - |\rho_{g_1 g_2}|) \ln(\rho_{g_1 g_1} - |\rho_{g_1 g_2}|) + \rho_{ee} \ln \rho_{ee} \right] \quad (208)$$

Substituting the time-dependent density matrix elements calculated above, we obtain the time evolution of von Neumann entropy in the weak and strong pumping limits plotted in Figs. 11 and 12, respectively.

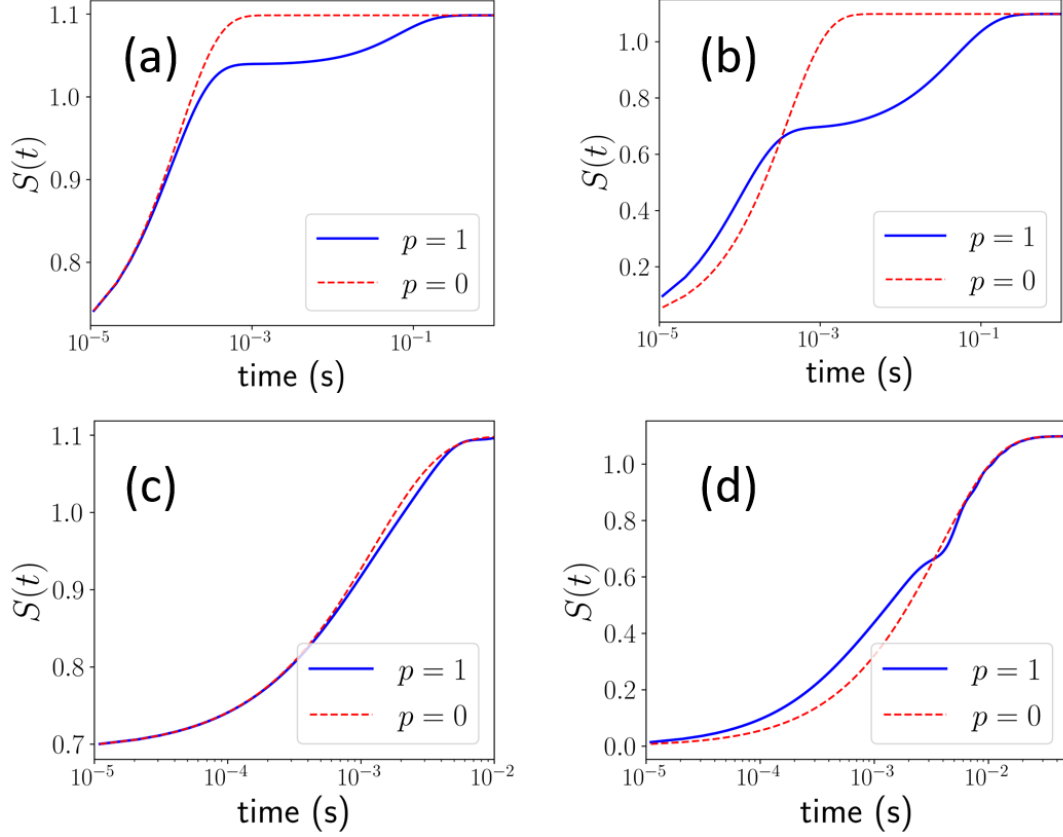


FIG. 12. von Neumann Entropy defined in Eq. (208) with full Fano coherence [blue solid line] vs without Fano coherence [red dashed line] as a function of time in the strong pumping limit. (a) Panels [(a)] and [(b)] display the evolution of von Neumann entropy for $\bar{n} = 10^3$, $\Delta/\gamma = 10^2$ with no initial coherence between the ground states, and the ground states initially in an equal coherent superposition. (b) Panels [(c)] and [(d)] show the evolution of von Neumann entropy for $\bar{n} = 10^2$, $\Delta/\gamma = 10^3$ with no initial coherence between the ground states, and the ground states initially in a coherent superposition. Note that time is given in the units of γ^{-1} .

II. Λ -SYSTEM DRIVEN BY POLARIZED INCOHERENT LIGHT: THE BLOCH-REDFIELD EQUATIONS AND THE STEADY-STATE SOLUTION

A. Bloch-Redfield equations for a Λ -system driven by polarized incoherent radiation

Consider a beam of He^* atoms irradiated by incoherent light, propagating along the z -direction, and linearly polarized in the x -direction. A uniform magnetic field applied in the z -direction produces a tunable Zeeman shift between the ground states $\Delta = 2\mu_B B_z$, where μ_B is the Bohr magneton and B_z is the magnitude of the applied magnetic field. Due to the polarized nature of the radiation field, the average number of photons depends on the direction of propagation $\hat{\mathbf{k}} = \mathbf{k}/k$

$$\langle n_{\mathbf{k},\lambda} \rangle = \delta_{\hat{\mathbf{k}},\hat{\mathbf{z}}} \delta_{\boldsymbol{\varepsilon}_{\mathbf{k}\lambda},\hat{\mathbf{x}}} \bar{n}_k, \quad (209)$$

where \bar{n}_k is the average photon number of the radiation field, \mathbf{k} is the wave-vector, λ is the polarization mode index and $\boldsymbol{\varepsilon}_{\mathbf{k}\lambda}$ represents the polarization vector for the field mode (\mathbf{k}, λ) .

The coupling between the polarized incoherent radiation field and the Λ system is given by [28, 40]

$$C = \sum_{ij} \sum_{kl} \sum_{\mathbf{k}\lambda} g_{\mathbf{k}\lambda}^{(i,j)} g_{\mathbf{k}\lambda}^{(k,l)} \langle \hat{a}_{\mathbf{k}\lambda}^\dagger \hat{a}_{\mathbf{k}\lambda} \rangle = \left(\frac{\hbar\omega_{\mathbf{k}}}{2\epsilon_0 V} \right) \sum_{ij} \sum_{kl} \sum_{\mathbf{k}\lambda} (\boldsymbol{\mu}_{ij} \cdot \boldsymbol{\varepsilon}_{\mathbf{k}\lambda}) (\boldsymbol{\mu}_{kl} \cdot \boldsymbol{\varepsilon}_{\mathbf{k}\lambda}) \langle n_{\mathbf{k}\lambda} \rangle \quad (210)$$

The He^* Λ -system under consideration consists of two quasi-degenerate ground states $|g_m\rangle$ and $|g_{m'}\rangle$ with a common excited state $|e\rangle$. We identify $i, k \rightarrow |e\rangle$, $j \rightarrow |g_m\rangle$ and $l \rightarrow |g_{m'}\rangle$ in the above equation to find the coupling term

$$C = \left(\frac{\hbar\omega_{\mathbf{k}}}{2\epsilon_0 V} \right) \sum_{\mathbf{k}} (\boldsymbol{\mu}_{e,g_m} \cdot \boldsymbol{\varepsilon}_{\mathbf{k}\lambda}) (\boldsymbol{\mu}_{e,g_{m'}} \cdot \boldsymbol{\varepsilon}_{\mathbf{k}\lambda}) \langle n_{\mathbf{k}\lambda} \rangle. \quad (211)$$

While spontaneous emission from incoherently driven He^* atoms occurs in all possible directions, stimulated emission is constrained to the direction of the beam of polarized light ($\hat{\mathbf{x}}$). Thus, the cross-coupling term in Eq. (211) responsible for spontaneous emission is independent of whether the Λ -system is driven by polarized or isotropic incoherent light. This term depends on the transition dipole alignment factor $p = \hat{\boldsymbol{\mu}}_{e,g_m} \cdot \hat{\boldsymbol{\mu}}_{e,g_{m'}}$ [40], which can be evaluated for the metastable He^* Λ -system as $\hat{\boldsymbol{\mu}}_{e,g_1} = \langle {}^3P_0 | \boldsymbol{\mu} | {}^3S_{m=1} \rangle = \frac{1}{\sqrt{2}}(\hat{x} + \hat{y})$ and $\hat{\boldsymbol{\mu}}_{e,g_1} = \langle {}^3P_0 | \boldsymbol{\mu} | {}^3S_{m=-1} \rangle = \frac{1}{\sqrt{2}}(\hat{x} - \hat{y})$, where \hat{x} and \hat{y} are the unit vectors along the X and Y axes. Therefore, $\boldsymbol{\mu}_{e,g_1} \perp \boldsymbol{\mu}_{e,g_{-1}}$ and hence $p = 0$ which means the cross-coupling term vanishes for spontaneous emission.

To calculate the cross-coupling term due to stimulated emission, we substitute $\boldsymbol{\varepsilon}_{\mathbf{k}\lambda} = \hat{\mathbf{x}}$ in Eq. (211) to find

$$C = \left(\frac{\hbar\omega_{\mathbf{k}}}{2\epsilon_0 V} \right) \sum_{\mathbf{k}} \mu_{e,g_m} \mu_{e,g_{m'}} (\hat{\boldsymbol{\mu}}_{e,g_m} \cdot \hat{\mathbf{x}}) (\hat{\boldsymbol{\mu}}_{e,g_{m'}} \cdot \hat{\mathbf{x}}) \bar{n}_k \quad (212)$$

Simplifying the scalar products as $\hat{\boldsymbol{\mu}}_{g,e_{\pm 1}} \cdot \hat{\mathbf{x}} = \frac{1}{\sqrt{2}}(\hat{x} \pm \hat{y}) \cdot \hat{\mathbf{x}} = \frac{1}{\sqrt{2}}$, we compute the coupling term for the stimulated emission process as

$$C = \left(\frac{\hbar\omega_{\mathbf{k}}}{2\epsilon_0 V} \right) \sum_{\mathbf{k}} \frac{\mu_{e,g_m} \mu_{e,g_{m'}}}{2} \bar{n}_k \quad (213)$$

The coupling term is thus non-zero. The incoherent pumping rates for $m = m'$ are evaluated as

$$r_{\pm} = \frac{3}{16\pi} \gamma_{\pm} \bar{n}_k = \frac{3}{16\pi} \gamma \bar{n}_k, \quad (214)$$

where $\gamma_+ = \gamma_- = \gamma$ and $r_+ = r_- = r$ for the symmetric Λ -system. Note that the polarized pumping are attenuated by the factor $16\pi/3$ compared to their isotropic counterparts due to the directed nature of the polarized beam, as in the case of the V-system explored before [40].

Following a procedure similar to that described in the Appendix of Ref. [40], we obtain the BR equations for the Λ -system driven by polarized incoherent radiation

$$\dot{\rho}_{g_i g_i} = -r_i \rho_{g_i g_i} + (r_i + \gamma_i) \rho_{ee} - \sqrt{r_1 r_2} \rho_{g_1 g_2}^R \quad (215)$$

$$\dot{\rho}_{g_1 g_2} = -\frac{1}{2}(r_1 + r_2) \rho_{g_1 g_2} - i \rho_{g_1 g_2} \Delta + \sqrt{r_1 r_2} \rho_{ee} - \frac{1}{2} \sqrt{r_1 r_2} (\rho_{g_1 g_1} + \rho_{g_2 g_2}) \quad (216)$$

where γ_i is the spontaneous decay rate, which is the same as in the isotropic driving case, and the pumping rates $r_i = r$ are given by Eq. (214). We note that these equations are distinct from Eq. (1) of the main text. The latter is the Bloch-Redfield equation for the Λ -system driven by *isotropic* incoherent radiation, which contains the interference term $p[\sqrt{r_1 r_2} + \sqrt{\gamma_1 \gamma_2}] \rho_{ee}$ that couples the ground-state coherence to the excited state population.

In contrast, Eqs. (215) and (216) are the BR equations for the metastable He^* Λ -system driven by polarized incoherent radiation, as derived above. The transition dipole vectors between the ground states of the metastable He^* Λ -system and the common excited state $|e\rangle$ are orthogonal, i.e., $p = 0$. Thus, there is no cross-coupling in spontaneous emission, which implies that the $p\sqrt{\gamma_1 \gamma_2} \rho_{ee}$ term in the original BR equations (2) vanishes. Note that the cross terms due to incoherent driving do not vanish because the orthogonal transition dipoles interact with the same x-polarized mode of the incoherent radiation, as discussed previously for the V-system [40].

B. Steady State Solution

We consider a symmetric Λ -system with $\gamma_1 = \gamma_2 = \gamma$ and $r_1 = r_2 = r$ for which the BR equations (215) - (216) may be written as

$$\begin{aligned}\dot{\rho}_{g_1 g_1} &= -(3r + 2\gamma)\rho_{g_1 g_1} - r\rho_{g_1 g_2}^R + (r + \gamma) \\ \dot{\rho}_{g_1 g_2}^R &= -3r\rho_{g_1 g_1} - r\rho_{g_1 g_2}^R + \Delta\rho_{g_1 g_2}^I + r \\ \dot{\rho}_{g_1 g_2}^I &= -\Delta\rho_{g_1 g_2}^R - r\rho_{g_1 g_2}^I\end{aligned}\quad (217)$$

where we used $\rho_{ee} = 1 - \rho_{g_1 g_1} - \rho_{g_2 g_2}$ to eliminate ρ_{ee} from Eq. (216). In matrix-vector form, the BR equations are expressed as

$$\dot{\mathbf{x}}(t) = \mathbf{A}\mathbf{x}(t) + \mathbf{d}, \quad (218)$$

where, as above, $\mathbf{x}(t) = [\rho_{g_1 g_1}(t), \rho_{g_1 g_2}^R(t), \rho_{g_1 g_2}^I(t)]^T$ is the state vector in the Liouville representation, $\mathbf{d} = [r + \gamma, r, 0]^T$ is the driving vector, and the matrix \mathbf{A} in Eq. (218) is

$$\mathbf{A} = \begin{bmatrix} -(3r + 2\gamma) & -r & 0 \\ -3r & -r & \Delta \\ 0 & -\Delta & -r \end{bmatrix} \quad (219)$$

To explore the steady-state behavior of the Λ -system driven by polarized incoherent light, we set $\dot{\mathbf{x}}(t) = 0$ and obtain the state vector in the steady state from Eq. (218)

$$\mathbf{x}_s = -\mathbf{A}^{-1}\mathbf{d} \quad (220)$$

For the steady-state solution \mathbf{x}_s to be unique, we must have $\det(\mathbf{A}) \neq 0$ [40]. The determinant is given by $\det(\mathbf{A}) = -[(3r + 2\gamma)\Delta^2 + 2r^2\gamma]$, which is non zero in general, and thus the steady-state vector (220) is unique. The inverse of the coefficient matrix \mathbf{A} is evaluated as

$$\mathbf{A}^{-1} = \frac{1}{\det(\mathbf{A})} \begin{bmatrix} \Delta^2 + r^2 & -r^2 & -r\Delta \\ -3r^2 & r(3r + 2\gamma) & \Delta(3r + 2\gamma) \\ 3r\Delta & -\Delta(3r + 2\gamma) & 2r\gamma \end{bmatrix} \quad (221)$$

Finally, we substitute Eq. (221) and the expression for the driving vector into Eq. (220) and compare the corresponding components to find the expressions for the ground-state population and the coherences in the steady state

$$\begin{aligned}\rho_{g_1 g_1} &= \frac{(r + \gamma)\Delta^2 + r^2\gamma}{(3r + 2\gamma)\Delta^2 + 2r^2\gamma}, \\ \rho_{g_1 g_2}^R &= -\frac{r^2\gamma}{(3r + 2\gamma)\Delta^2 + 2r^2\gamma}, \\ \rho_{g_1 g_2}^I &= -\frac{\Delta}{r}\rho_{g_1 g_2}^R.\end{aligned}\quad (222)$$

We note that the steady-state populations given by Eq. (222) deviate from their canonical values in thermal equilibrium

$$\rho_{g_1 g_1}^{(0)} = \frac{r + \gamma}{(3r + 2\gamma)} \quad (223)$$

where the superscript '(0)' indicates the canonical steady state. We note that both the real and the imaginary coherences in Eq. (222) are non-zero in the steady-state, in contrast to the isotropic excitation case considered in Sec. I.

III. TABLES

The following Tables list the coefficients parametrizing the analytical solutions of the BR equations derived in Sec. I.

Table I: The expansion coefficients c_k , d_k and b_k		
c_k	d_k	b_k
$c_0 = 36\frac{\Delta^2}{\gamma^2} + 16$	$d_0 = 4\left(3\frac{\Delta^2}{\gamma^2} - 4\right)^3 + \left(36\frac{\Delta^2}{\gamma^2} + 16\right)^2$	$K = \sqrt[3]{\frac{c_3}{54} + \frac{\sqrt{d_6}}{54}}$
$c_1 = 36\frac{\Delta^2}{\gamma^2} + 48 + 36p^2$	$d_1 = -12(8 + 6p^2)\left(3\frac{\Delta^2}{\gamma^2} - 4\right)^2 + 2\left(36\frac{\Delta^2}{\gamma^2} + 16\right)\left(36\frac{\Delta^2}{\gamma^2} + 48 + 36p^2\right)$	$b_1 = \frac{c_2 + \sqrt{d_6}u_1}{(c_3 + \sqrt{d_6})}$
$c_2 = 48 + 90p^2$	$d_2 = 12(8 + 6p^2)^2\left(3\frac{\Delta^2}{\gamma^2} - 4\right) - 12(4 + 9p^2)\left(3\frac{\Delta^2}{\gamma^2} - 4\right)^2 + \left(36\frac{\Delta^2}{\gamma^2} + 48 + 36p^2\right)^2 + 2(48 + 90p^2)\left(36\frac{\Delta^2}{\gamma^2} + 16\right)$	$b_2 = \frac{c_1 + \sqrt{d_6}u_2}{(c_3 + \sqrt{d_6})}$
$c_3 = 16 + 54p^2$	$d_3 = 24(8 + 6p^2)(4 + 9p^2)\left(3\frac{\Delta^2}{\gamma^2} - 4\right) - 4(8 + 6p^2)^3 + 2(16 + 54p^2)\left(36\frac{\Delta^2}{\gamma^2} + 16\right) + 2(48 + 90p^2)\left(36\frac{\Delta^2}{\gamma^2} + 48 + 36p^2\right)$	$b_3 = \frac{c_0 + \sqrt{d_6}u_3}{(c_3 + \sqrt{d_6})}$
0	$d_4 = 12(4 + 9p^2)^2\left(3\frac{\Delta^2}{\gamma^2} - 4\right) - 12(8 + 6p^2)^2(4 + 9p^2) + (48 + 90p^2)^2 + 2(16 + 54p^2)\left(36\frac{\Delta^2}{\gamma^2} + 48 + 36p^2\right)$	$b_4 = \frac{\sqrt{d_6}u_4}{(c_3 + \sqrt{d_6})}$
0	$d_5 = -12(8 + 6p^2)(4 + 9p^2)^2 + 2(48 + 90p^2)(16 + 54p^2)$	$b_5 = \frac{\sqrt{d_6}u_5}{(c_3 + \sqrt{d_6})}$
0	$d_6 = -4(4 + 9p^2)^3 + (16 + 54p^2)^2$	$b_6 = \frac{\sqrt{d_6}u_6}{(c_3 + \sqrt{d_6})}$

Table II: The expansion coefficients u_k and v_k in the expressions for $\sqrt{\mathcal{D}}$ and $\Lambda(x)$	
u_k	v_k
$u_1 = \frac{1}{2}\frac{d_5}{d_6}$	$v_1 = \frac{b_1}{3}$
$u_2 = \frac{1}{2}\frac{d_4}{d_6} - \frac{1}{8}\left(\frac{d_5}{d_6}\right)^2$	$v_2 = \frac{b_2}{3} - \frac{b_1^2}{9}$
$u_3 = \frac{1}{2}\frac{d_3}{d_6} - \frac{1}{8}2\frac{d_4d_5}{d_6^2} + \frac{3}{48}\left(\frac{d_5}{d_6}\right)^3$	$v_3 = \frac{b_3}{3} - \frac{2b_1b_2}{9} + \frac{5b_1^3}{81}$
$u_4 = \frac{1}{2}\frac{d_2}{d_6} - \frac{1}{8}\left(2\frac{d_3d_5}{d_6^2} + \left(\frac{d_4}{d_6}\right)^2\right) + \frac{3}{48}\left(3\frac{d_4d_5^2}{d_6^3} - \frac{15}{384}\left(\frac{d_5}{d_6}\right)^4\right)$	$v_4 = \frac{b_4}{3} - \frac{(2b_1b_3 + b_2^2)}{9} + \frac{5(3b_1^2b_2)}{81}$
$u_5 = \frac{1}{2}\frac{d_1}{d_6} - \frac{1}{8}\left(2\frac{d_2d_5}{d_6^2} + 2\frac{d_3d_4}{d_6^2}\right) + \frac{3}{48}\left(3\frac{d_3d_5^2}{d_6^3} + 3\frac{d_4^2d_5}{d_6^3}\right) - \frac{15}{384}\left(4\frac{d_4d_5^3}{d_6^4}\right)$	$v_5 = \frac{b_5}{3} - \frac{(2b_1b_4 + 2b_2b_3)}{9} + \frac{5(3b_1^2b_3 + 3b_1b_2^2)}{81}$
$u_6 = \frac{1}{2}\frac{d_0}{d_6} - \frac{1}{8}\left(2\frac{d_1d_5}{d_6^2} + 2\frac{d_2d_4}{d_6^2} + \left(\frac{d_3}{d_6}\right)^3\right) + \frac{3}{48}\left(3\frac{d_2d_5^2}{d_6^3} + 6\frac{d_3d_4d_5}{d_6^3} + \left(\frac{d_4}{d_6}\right)^3\right) - \frac{15}{384}\left(4\frac{d_3d_5^3}{d_6^4} + 6\frac{d_4^2d_5^2}{d_6^4}\right)$	$v_6 = \frac{b_6}{3} - \frac{(2b_1b_5 + 2b_2b_4 + b_3^2)}{9} + \frac{5(3b_1^2b_4 + 6b_1b_2b_3 + b_2^3)}{81}$

Table IV: Coefficients z_{j2} and v_2	
z_{j2}	v_2
$f_{j1}(p) = \frac{\alpha_j}{3K} + [\frac{\alpha_j}{9K}(4 + 9p^2) - \beta_j K]s_1(p)$	$s_1(p) = \frac{l_1(p)}{3}$
$f_{j2}(p) = -\frac{\alpha_j}{9K}[4 - (8 + 6p^2)v_1 + (4 + 9p^2)v_1^2] + [\frac{\alpha_j}{9K}(4 + 9p^2) - \beta_j K]s_2(p)$	$s_2(p) = \frac{l_2(p)}{3} - [\frac{1}{27K^3}\{(8 + 15p^2) + p^2\frac{(5+9p^2)}{(1+3p^2)}\sqrt{3(1+3p^2)}i\}]^2$

Table III: The expansion coefficients \mathcal{W}_k and z_{jk} in the expression of $\frac{1}{\mathcal{T}}$ in Eq. (50) and λ_j in Eq. (53)	
\mathcal{W}_k	z_{jk}
0	$z_{j0} = -\frac{5}{3} - \frac{\alpha_j}{9K}(4 + 9p^2) - \beta_j K$
$\mathcal{W}_1 = -v_1$	$z_{j1} = -\frac{2}{3} - \frac{\alpha_j}{9K}[(8 + 6p^2) + (4 + 9p^2)\mathcal{W}_1] - \beta_j K v_1$
$\mathcal{W}_2 = -v_2 + v_1^2$	$z_{j2} = \frac{\alpha_j}{9K}[(3\frac{\Delta^2}{\gamma^2} - 4) - (8 + 6p^2)\mathcal{W}_1 - (4 + 9p^2)\mathcal{W}_2] - \beta_j K v_2$
$\mathcal{W}_3 = -v_3 + 2v_1v_2 - v_1^3$	$z_{j3} = \frac{\alpha_j}{9K}[(3\frac{\Delta^2}{\gamma^2} - 4)\mathcal{W}_1 - (8 + 6p^2)\mathcal{W}_2 - (4 + 9p^2)\mathcal{W}_3] - \beta_j K v_3$
$\mathcal{W}_4 = -v_4 + (2v_1v_3 + v_2^2) - 3v_1^2v_2 + v_1^4$	$z_{j4} = \frac{\alpha_j}{9K}[(3\frac{\Delta^2}{\gamma^2} - 4)\mathcal{W}_2 - (8 + 6p^2)\mathcal{W}_3 - (4 + 9p^2)\mathcal{W}_4] - \beta_j K v_4$
$\mathcal{W}_5 = -v_5 + (2v_1v_4 + 2v_2v_3) - (3v_1^2v_3 + 3v_1v_2^2) + 4v_1^3v_2 - v_1^5$	$z_{j5} = \frac{\alpha_j}{9K}[(3\frac{\Delta^2}{\gamma^2} - 4)\mathcal{W}_3 - (8 + 6p^2)\mathcal{W}_4 - (4 + 9p^2)\mathcal{W}_5] - \beta_j K v_5$
$\mathcal{W}_6 = -v_6 + (2v_1v_5 + 2v_2v_4 + v_3^2) - (3v_1^2v_4 + 6v_1v_2v_3 + v_2^3) + (4v_1^3v_3 + 6v_1^2v_2^2) + v_1^6$	$z_{j6} = \frac{\alpha_j}{9K}[(3\frac{\Delta^2}{\gamma^2} - 4)\mathcal{W}_4 - (8 + 6p^2)\mathcal{W}_5 - (4 + 9p^2)\mathcal{W}_6] - \beta_j K v_6$
0	$z_{j7} = \frac{\alpha_j}{9K}[(3\frac{\Delta^2}{\gamma^2} - 4)\mathcal{W}_5 - (8 + 6p^2)\mathcal{W}_6]$
0	$z_{j8} = \frac{\alpha_j}{9K}[(3\frac{\Delta^2}{\gamma^2} - 4)\mathcal{W}_6]$

Table V: Coefficients d_4 , u_2 and b_2 in the expansion of z_j

b_2	u_2	d_4
$l_1(p) = \frac{2}{3K^3} + \frac{p^2}{3K^3} \sqrt{3(1+3p^2)} g_1(p)i$	$g_1(p) = -\frac{h_1(p)}{1944p^4(1+3p^2)}$	$h_1(p) = 108(16 + 60p^2 + 27p^4)$
$l_2(p) = \frac{2(4+3p^2)}{9K^3} + \frac{p^2}{3K^3} \sqrt{3(1+3p^2)} g_2(p)i$	$g_2(p) = -\frac{h_2(p)}{1944p^4(1+3p^2)} - \frac{1}{18} \left(\frac{5+9p^2}{1+3p^2} \right)^2$	$h_2(p) = -108p^2(37 + 36p^2)$

Table VI: Coefficients for the eigenvectors V_j , $j = 1, 2$ in Eq. (87) and (88)

$L_{jk}; j = 1, 2, 3$	$k_{jm}; j = 1, 2$	$a_{jm}; j = 1, 2$	$b_{jm}; j = 1, 2$
$L_{j0} = z_{j0}^2 + 4z_{j0} + 3(1-p^2)$	0	$a_{j0} = 1$	$b_{j0} = 3 + z_{j0}$
$L_{j1} = 2z_{j0}z_{j1} + 2z_{j0} + 4z_{j1} + 4(1-p^2)$	$k_{j1} = -\frac{L_{j3}}{L_{j2}}$	$a_{j1} = 1 + k_{j1}$	$b_{j1} = (1 + z_{j1}) + (3 + z_{j0})k_{j1}$
$L_{j2} = z_{j1}^2 + 2z_{j0}z_{j2} + 2z_{j1} + 4z_{j2} + (1-p^2)$	$k_{j2} = -\frac{L_{j4}}{L_{j2}} + \left(\frac{L_{j3}}{L_{j2}}\right)^2$	$a_{j2} = k_{j1} + k_{j2}$	$b_{j2} = (1 + z_{j1})k_{j1} + (3 + z_{j0})k_{j2} + z_{j2}$
$L_{j3} = 2z_{j1}z_{j2} + 2z_{j2}$	$k_{j3} = \frac{2L_{j3}L_{j4}}{L_{j2}^2} - \left(\frac{L_{j3}}{L_{j2}}\right)^3$	$a_{j3} = k_{j2} + k_{j3}$	$b_{j3} = (1 + z_{j1})k_{j2} + (3 + z_{j0})k_{j3} + z_{j2}k_{j1}$
$L_{j4} = z_{j2}^2$	$k_{j4} = \left(\frac{L_{j4}}{L_{j2}}\right)^2 - \frac{3L_{j3}^2L_{j4}}{L_{j2}^3}$	$a_{j4} = k_{j3} + k_{j4}$	$b_{j4} = (1 + z_{j1})k_{j3} + (3 + z_{j0})k_{j4} + z_{j2}k_{j2}$
0	$k_{j5} = -\frac{3L_{j3}L_{j4}^2}{L_{j2}^3}$	$a_{j5} = k_{j4} + k_{j5}$	$b_{j5} = (1 + z_{j1})k_{j4} + (3 + z_{j0})k_{j5} + z_{j2}k_{j3}$
0	$k_{j6} = -\left(\frac{L_{j4}}{L_{j2}}\right)^2$	$a_{j6} = k_{j5} + k_{j6}$	$b_{j6} = (1 + z_{j1})k_{j5} + (3 + z_{j0})k_{j6} + z_{j2}k_{j4}$
0	0	$a_{j7} = k_{j6}$	$b_{j7} = (1 + z_{j1})k_{j6} + (3 + z_{j0})k_{j7} + z_{j2}k_{j5}$
0	0	0	$b_{j8} = z_{j2}k_{j6}$

Table VII: Coefficients for the eigenvector V_j , $j = 3$ in Eq. (99)

$k_{jm}; j = 3$	$a_{jm}; j = 3$	$b_{jm}; j = 3$
0	$a_{30} = 1$	$b_{30} = 3 + z_{30}$
$k_{31} = -\frac{L_{31}}{L_{30}}$	$a_{31} = 1 + k_{31}$	$b_{31} = (1 + z_{31}) + (3 + z_{30})k_{31}$
$k_{32} = -\frac{L_{32}}{L_{30}} + \left(\frac{L_{31}}{L_{30}}\right)^2$	$a_{32} = k_{31} + k_{32}$	$b_{32} = (1 + z_{31})k_{31} + (3 + z_{30})k_{32} + z_{32}$
$k_{33} = -\frac{L_{33}}{L_{30}} + \frac{2L_{31}L_{32}}{L_{30}^2} - \left(\frac{L_{31}}{L_{30}}\right)^3$	$a_{33} = k_{32} + k_{33}$	$b_{33} = (1 + z_{31})k_{32} + (3 + z_{30})k_{33} + z_{32}k_{31}$
$k_{34} = -\frac{L_{34}}{L_{30}} + \left(\frac{2L_{31}L_{33}}{L_{30}^2} + \left(\frac{L_{32}}{L_{30}}\right)^2\right) - \left(\frac{3L_{31}^2L_{32}}{L_{30}^3} + \frac{3L_{31}L_{32}^2}{L_{30}^3}\right) + \left(\frac{L_{31}}{L_{30}}\right)^4$	$a_{34} = k_{33} + k_{34}$	$b_{34} = (1 + z_{31})k_{33} + (3 + z_{30})k_{34} + z_{32}k_{32}$
$k_{35} = \left(\frac{2L_{31}L_{34}}{L_{30}^2} + \frac{2L_{32}L_{33}}{L_{30}^2}\right) - \frac{3L_{31}^2L_{33}}{L_{30}^3} + \left(\frac{4L_{31}^3L_{32}}{L_{30}^4} - \left(\frac{L_{31}}{L_{30}}\right)^5\right)$	$a_{35} = k_{34} + k_{35}$	$b_{35} = (1 + z_{31})k_{34} + (3 + z_{30})k_{35} + z_{32}k_{33}$

Table VIII: Coefficients for $L_{j2}; j = 1, 2$ and the determinant of the eigenvector matrix \mathbf{M}

$L_{j2}; j = 1, 2$	$\det(\mathbf{M})$
$F_{j1}(p) = (4 + 2z_{j0}(p))f_{j1}(p)$	$T_1(p) = p(-\frac{m_1}{F_{11}} - \frac{m_5}{F_{21}})$
$F_{j2}(p) = (4 + 2z_{j0}(p))f_{j2}(p) + (z_{j1}(p)^2 + 2z_{j1}(p) + (1-p^2))$	$T_2(p) = p(-\frac{m_2}{F_{11}} + \frac{f_{11}}{F_{11}} \frac{1}{(2z_{10}+4)} - \frac{m_6}{F_{21}} - \frac{m_{11}}{L_{30}})$

Table IX: Components $V_{ij}; i, j = 1, 2, 3$ of the eigenvector matrix \mathbf{M} in Eq. (101)

V_{1i}	V_{2i}	V_{3i}
$V_{11} = p[-\frac{1}{F_{11}} + \frac{f_{11}}{F_{11}} \frac{1}{(2z_{10}+4)} \frac{1}{\bar{n}} (\frac{\Delta}{\gamma})^2] \bar{n} (\frac{\Delta}{\gamma})^{-1}$	$V_{21} = -\frac{p}{F_{21}} \bar{n} (\frac{\Delta}{\gamma})^{-1}$	$V_{31} = -\frac{p}{L_{30}} (\frac{1}{\bar{n}}) (\frac{\Delta}{\gamma})$
$V_{12} = [\frac{(3+z_{10})}{F_{11}} + (\frac{f_{11}}{F_{11}}) \frac{(1+z_{10})}{(4+2z_{10})} (\frac{1}{\bar{n}})^2 (\frac{\Delta}{\gamma})^2] \bar{n} (\frac{\Delta}{\gamma})^{-1}$	$V_{22} = \frac{(3+z_{20})}{F_{21}} \bar{n} (\frac{\Delta}{\gamma})^{-1}$	$V_{32} = \frac{(3+z_{30})}{L_{30}} (\frac{1}{\bar{n}}) (\frac{\Delta}{\gamma})$
$V_{13} = 1$	$V_{23} = 1$	$V_{33} = 1$

Table X: Cofactors $T_{ij}; i, j = 1, 2, 3$ of the eigenvector matrix \mathbf{M} in Eq. (101)

T_{1i}	T_{2i}	T_{3i}
$T_{11} = [m_1(p) + m_2(p) \frac{1}{\bar{n}^2} (\frac{\Delta}{\gamma})^2] \bar{n} (\frac{\Delta}{\gamma})^{-1}$	$T_{21} = [m_5(p) + m_6(p) \frac{1}{\bar{n}^2} (\frac{\Delta}{\gamma})^2] \bar{n} (\frac{\Delta}{\gamma})^{-1}$	$T_{31} = [m_{11}(p) + m_{12}(p) \frac{1}{\bar{n}^2} (\frac{\Delta}{\gamma})^2] \bar{n} (\frac{\Delta}{\gamma})^{-1}$
$T_{12} = [m_3(p) + m_4(p) \frac{1}{\bar{n}^2} (\frac{\Delta}{\gamma})^2] \bar{n} (\frac{\Delta}{\gamma})^{-1}$	$T_{22} = [m_7(p) + m_8(p) \frac{1}{\bar{n}^2} (\frac{\Delta}{\gamma})^2] \bar{n} (\frac{\Delta}{\gamma})^{-1}$	$T_{32} = [m_{13}(p) + m_{14}(p) \frac{1}{\bar{n}^2} (\frac{\Delta}{\gamma})^2] \bar{n} (\frac{\Delta}{\gamma})^{-1}$
$T_{13} = \frac{p}{F_{21}L_{30}} (z_{20} - z_{30})$	$T_{23} = [m_9(p) + m_{10}(p) \frac{1}{\bar{n}^2} (\frac{\Delta}{\gamma})^2]$	$T_{33} = [m_{15}(p) + m_{16}(p) \frac{1}{\bar{n}^2} (\frac{\Delta}{\gamma})^2] \bar{n}^2 (\frac{\Delta}{\gamma})^{-2}$

Table XI: Coefficients $m_i(p)$ for the cofactors T_{ij} of the eigenvector matrix \mathbf{M}

$m_1(p) = \frac{(3+z_{20})}{F_{21}}$	$m_5(p) = -\frac{(3+z_{10})}{F_{11}}$	$m_9(p) = \frac{p}{F_{11}L_{30}}(z_{10} + z_{30} + 6)$	$m_{13}(p) = p(\frac{1}{F_{11}} - \frac{1}{F_{21}})$
$m_2(p) = -\frac{(3+z_{30})}{F_{31}}$	$m_6(p) = -(\frac{f_{11}}{F_{11}} \frac{(1+z_{10})}{(4+2z_{10})} - \frac{(3+z_{30})}{L_{30}})$	$m_{10}(p) = p(\frac{f_{11}}{F_{11}L_{30}}) \frac{(z_{10}-z_{30}-2)}{(2z_{10}+4)}$	$m_{14}(p) = -(\frac{f_{11}}{F_{11}} \frac{1}{(2z_{10}+4)})$
$m_3(p) = \frac{p}{F_{21}}$	$m_7(p) = -\frac{p}{F_{11}}$	$m_{11}(p) = (\frac{(3+z_{10})}{F_{11}} - \frac{(3+z_{20})}{F_{21}})$	$m_{15}(p) = p(\frac{(z_{10}-z_{20})}{F_{11}F_{21}})$
$m_4(p) = -\frac{p}{L_{30}}$	$m_8(p) = p(\frac{f_{11}}{F_{11}} \frac{1}{(2z_{10}+4)} + \frac{1}{L_{30}})$	$m_{12}(p) = (\frac{f_{11}}{F_{11}}) \frac{(1+z_{10})}{(4+2z_{10})}$	$m_{16}(p) = p(\frac{f_{11}}{F_{11}F_{21}} \frac{(z_{10}+z_{20}+4)}{(2z_{10}+4)}) =$

Table XII: Coefficients $A_i(p)$, $B_i(p)$ and $C_i(p)$ for the population and coherence terms in Eqs. (129) to (131)

A_i	B_i	C_i
$A_1 = -\frac{p}{F_{11}}(m_1 + pm_3)$	$B_1 = \frac{(3+z_{10})}{F_{11}}(m_1 + pm_3)$	$C_1 = (m_1 + pm_3)$
$A_2 = p(\frac{f_{11}}{F_{11}} \frac{1}{(2z_{10}+4)}(m_1 + pm_3) - \frac{1}{F_{11}}(m_2 + pm_4))$	$B_2 = (\frac{f_{11}}{F_{11}} \frac{1}{(2z_{10}+4)}(m_1 + pm_3) + \frac{(3+z_{10})}{F_{11}}(m_2 + pm_4))$	$C_2 = (m_2 + pm_4)$
$A_3 = -\frac{p}{F_{21}}(m_5 + pm_7)$	$B_3 = \frac{(3+z_{20})}{F_{21}}(m_5 + pm_7)$	$C_3 = (m_5 + pm_7)$
$A_4 = -\frac{p}{F_{21}}(m_6 + pm_8)$	$B_4 = \frac{(3+z_{20})}{F_{21}}(m_6 + pm_8)$	$C_4 = (m_6 + pm_8)$
$A_5 = -\frac{p}{L_{30}}(m_{11} + pm_{13})$	$B_5 = \frac{(3+z_{30})}{L_{30}}(m_{11} + pm_{13})$	$C_5 = (m_{11} + pm_{13})$
$A_6 = -\frac{p}{L_{30}}(m_{12} + pm_{14})$	$B_6 = \frac{(3+z_{30})}{L_{30}}(m_{12} + pm_{14})$	$C_6 = (m_{12} + pm_{14})$

Table XIII: The expansion coefficients \tilde{K} , t_k and $\tilde{z}_{jk}(p)$ for the eigenvalues in weak pumping limit

t_k	\tilde{z}_{jk}
$\tilde{K} = \sqrt{\frac{c_0}{2} + \frac{\sqrt{d_0}}{2}}$	$\tilde{z}_{j0} = -\frac{2}{3} + \frac{\alpha_j}{3\tilde{K}}(3\frac{\Delta^2}{\gamma^2} - 4) - \frac{1}{3}\beta_j\tilde{K}$
$t_1 = \frac{c_1 + \frac{d_1}{2\sqrt{d_0}}}{c_0 + \sqrt{d_0}}$	$\tilde{z}_{j1} = -\frac{5}{3} - \frac{\alpha_j}{3\tilde{K}}[(8 + 6p^2) + \frac{1}{3}(3\frac{\Delta^2}{\gamma^2} - 4)t_1] - \frac{1}{3}\beta_j\tilde{K}t_1$
$t_2 = \frac{c_2 + \frac{d_2}{2\sqrt{d_0}}}{c_0 + \sqrt{d_0}}$	$\tilde{z}_{j2} = -\frac{\alpha_j}{3\tilde{K}}[(4 + 9p^2) - \frac{1}{3}(8 + 6p^2)t_1 + \frac{1}{3}(3\frac{\Delta^2}{\gamma^2} - 4)t_2] - \frac{1}{9}\beta_j\tilde{K}t_2$
$t_3 = \frac{c_3 + \frac{d_3}{2\sqrt{d_0}}}{c_0 + \sqrt{d_0}}$	$\tilde{z}_{j3} = \frac{\alpha_j}{9\tilde{K}}[(4 + 9p^2)t_1 + (8 + 6p^2)t_2 - (3\frac{\Delta^2}{\gamma^2} - 4)t_3] - \frac{1}{9}\beta_j\tilde{K}t_3$
0	$\tilde{z}_{j4} = \frac{\alpha_j}{9\tilde{K}}[(4 + 9p^2)t_2 + (8 + 6p^2)t_3]$
0	$\tilde{z}_{j5} = \frac{\alpha_j}{9\tilde{K}}(4 + 9p^2)t_3$