

Disclinations in the geometric theory of defects

M. O. Katanaev *

*Steklov Mathematical institute,
119991, Moscow, Gubkina St., 8*

21 March 2020

Abstract

In the geometric theory of defects, media with a spin structure, for example, ferromagnet, is considered as a manifold with given Riemann–Cartan geometry. We consider the case with the Euclidean metric corresponding to the absence of elastic deformations but with nontrivial $\mathbb{S}\mathbb{O}(3)$ -connection which produces nontrivial curvature and torsion tensors. We show that the 't Hooft–Polyakov monopole has physical interpretation in solid state physics describing media with continuous distribution of dislocations and disclinations. The Chern–Simons action is used for the description of single disclinations. Two examples of point disclinations are considered: spherically symmetric point “hedgehog” disclination and the point disclination for which the n -field has a fixed value at infinity and essential singularity at the origin. The example of linear disclinations with the Franc vector divisible by 2π is considered.

1 Introduction

Many physical properties of solids such as plasticity, melting, growth and others, are defined by defects in the crystallin structure. Therefore the study of defects is the actual scientific problem important for applications. In spite of the existence of dozens of monographs and thousands of papers, the fundamental theory of defects is now absent.

One of the promising approach to the construction of the theory of defects is based on Riemann–Cartan geometry which is given by nontrivial metric and torsion. In this approach, a crystal is considered as an elastic continuous media with a spin structure. If the displacement vector field is a smooth function, then the crystal possesses only elastic stresses corresponding to diffeomorphisms of the flat Euclidean space. If the displacement vector field has discontinuities, then we say that the media has defects in the elastic structure which are called dislocations and resulting in nontrivial geometry. Namely, they lead to nonzero torsion tensor which is equal to the surface density of the Burgers vector.

The idea to relate torsion to dislocations aroused if fifties [1–4]. This approach is successively developed until now (we note reviews [5–11]) and often called the gauge theory of dislocations. Similar approach is also developed in gravity [12]. It is interesting,

*E-mail: katanaev@mi-ras.ru

that E. Cartan introduced the notion of torsion in geometry using the analogy with mechanics of elastic media [13].

Parallel to the study of dislocations, another types of defects were intensively investigated. The point is that many solids have not only elastic properties but possess also a spin structure, for example, ferromagnets, liquid crystals, spin glasses, etc. In this case, there are defects in the spin structure called disclinations [14]. They arise when the n -field describing a spin structure has discontinuities. The presence of disclinations is also connected to nontrivial geometry. Namely, the curvature tensor for $\mathbb{S}\mathbb{O}(3)$ -connection is equal to the surface density of the Frank vector. The gauge approach based on the rotational group $\mathbb{S}\mathbb{O}(3)$ was used in this case [15]. The $\mathbb{S}\mathbb{O}(3)$ -gauge models of spin glasses with defects were considered in [16, 17].

The geometric theory of static distribution of defects describing both types of defects from the unique point of view was proposed in [18]. In contrast to other approaches, the only independent variables in this case are the vielbein and $\mathbb{S}\mathbb{O}(3)$ -connection. Torsion and curvature tensors have straightforward physical interpretation as surface densities of dislocations and disclinations, respectively. Covariant equations of equilibrium are postulated for the vielbein and $\mathbb{S}\mathbb{O}(3)$ -connection as in gravity models with torsion. Since any solution of equilibrium equations is defined up to general coordinate transformations and local $\mathbb{S}\mathbb{O}(3)$ -rotations, we have to choose the coordinate system (to fix the gauge) to specify the unique solution. The elastic gauge for the vielbein [19] and the Lorentz gauge for the $\mathbb{S}\mathbb{O}(3)$ -connection [20] were proposed recently. We stress that the displacement and rotational vector fields are not considered as independent variables in our approach. These notions can be introduced only in those domains of media where defects are absent. In this case equilibrium equations for vielbein and $\mathbb{S}\mathbb{O}(3)$ -connection are identically satisfied, the elastic gauge reduces to equations of nonlinear elasticity theory for the displacement vector field, and the Lorentz gauge transforms into equations of the principal chiral $\mathbb{S}\mathbb{O}(3)$ -field. In other words, one can choose two fundamental models: the elasticity theory and the principal chiral field, to fix the coordinate system.

Presence of defects produces nontrivial Riemann–Cartan geometry. It means that we should modify the equations of phenomena related directly to elastic media. For example, if propagation of phonons in ideal crystal is described by the wave equation, then taking into account the influence of dislocations is simple. To this end we have to replace the Euclidean metric by the nontrivial metric describing the distribution of defects. Scattering of phonons on straight parallel dislocations were analysed in [21, 22, 23]. For description of quantum phenomena, the same substitution of metric must be done in the Schrodinger equation. It is shown now that the presence of dislocations influences essentially physical phenomena (see., e.g., [24–38]).

Dislocations and their influence on physical properties of various media were mainly considered as applications of geometric theory of defects until now. It was assumed that the $\mathbb{S}\mathbb{O}(3)$ -connection is trivial but the metric differs from the Euclidean one and corresponds to a given dislocation. Disclinations in the framework of geometric theory of defects started to be considered a short time ago. Problems of this type imply that the metric is Euclidean (elastic deformations are absent), but the $\mathbb{S}\mathbb{O}(3)$ -connection is nontrivial. As far as we know, the first such papers describe straight disclination [39, 40]. The Chern–Simons action for the $\mathbb{S}\mathbb{O}(3)$ -connection was used there.

In the geometric theory of defects, the $\mathbb{S}\mathbb{O}(3)$ -connection is used instead of the n -field. To this end we need the transformation of the n -field to the angular rotation field. This

transformation is nontrivial because the additional gauge degree of freedom appears [41]. In addition, the $\mathbb{S}\mathbb{O}(2)$ -gauge model without the $\mathbb{S}\mathbb{O}(2)$ -gauge field appears.

In this review, we consider the case of Euclidean metric but nontrivial $\mathbb{S}\mathbb{O}(3)$ -connection which corresponds to the presence of disclinations. The short introduction into the geometric theory of defects is given at the beginning.

Since the Lie algebras $\mathfrak{so}(3)$ and $\mathfrak{su}(2)$ are isomorphic, then the static solutions of $\mathbb{S}\mathbb{U}(2)$ -gauge models can be considered as describing some distribution of disclinations and, possibly, dislocations. In particular, the 't Hooft–Polyakov monopole has straightforward physical interpretation in the geometric theory of defects describing media with continuous distribution of disclinations and dislocations [42]. This is considered in Section 5.

The first examples of point disclinations in the geometric theory of defects are based on the Chern–Simons action. The most general form of the trivial spherically symmetric $\mathbb{S}\mathbb{O}(3)$ -connection containing one arbitrary function on radius is found for this case. In section 6, we construct two examples of point disclinations for different boundary conditions. The first one describes the hedgehog disclination, and the second corresponds to the point disclination with n -field taking a fixed value at infinity and having essential singularity at the origin [43]. In Section 7, we describe straight linear disclinations in the framework of the geometric theory of defects.

2 Elastic deformations

The elasticity theory (see., e.g., [44, 45]) is the classical part of mathematical physics which formulated during decades its own language different from that of modern differential geometry in many respects. In this section, we give necessary notions of elasticity theory from the point of view of differential geometry (see., e.g., [46, 47]).

In the equilibrium state, a body occupies some bounded domain in the Euclidean space of observer \mathbb{R}^3 . The equilibrium state is not defined uniquely: we can rotate or move a body as a whole. Any deformation and elastic stresses are absent in this case since the Euclidean metric is invariant with respect to these transformations. We denote Cartesian coordinates of a point of a body by Latin letters y^i , $i = 1, 2, 3$. After a deformation or motion, every point of a body takes new position: $y \mapsto x$. This deformation corresponds to some diffeomorphism of domains in the Euclidean space. In addition, the body acquires the induced metric

$$\delta_{ij} \mapsto g_{ij} = \frac{\partial y^k}{\partial x^i} \frac{\partial y^l}{\partial x^j} \delta_{kl}. \quad (1)$$

The difference

$$\epsilon_{ij}(y) := \frac{1}{2}(\delta_{ij} - g_{ij}(y)). \quad (2)$$

is called *the deformation tensor* in the Cartesian coordinates. This difference is correctly defined because tensor components are subtracted pointwise. The definition implies that the deformation is identically zero in the equilibrium state. It is also zero after translations and rotations of a body as a whole.

An observer can add or subtract point coordinates before and after a deformation because he works in the Euclidean space which has the natural affine structure. After a deformation, a given point has new coordinates

$$y^i \mapsto x^i := y^i + u^i, \quad (3)$$

where $u^i(x)$ is the *displacement vector field*, in the same coordinate system.

The following terminology is used in the elasticity theory. If components of a displacement vector field are considered as functions on initial point coordinates y , then this system is called *Lagrangian coordinates*. If coordinates after deformation x are chosen as the independent ones, then we say that *Eulerian* coordinates are chosen. The Lagrangian and Eulerian coordinates are equivalent, if the domains of definition of point coordinates of a body x^i and y^i are diffeomorphic. However the situation in the geometric theory of defects which is considered in the next sections is different. In general, only in the final state (after creation of dislocations) an elastic media occupies the whole Euclidean space \mathbb{R}^3 . In the presence of dislocations, the initial media coordinates y^i usually do not cover the whole \mathbb{R}^3 , because part of media can be removed or, in contrary, added. Therefore we use Eulerian coordinates related to media points after elastic deformation and creation of defects.

In the absence of defects, the displacement vector field is assumed to be a sufficiently smooth vector field in Euclidean space \mathbb{R}^3 . The presence of discontinuities and (or) singularities in the displacement field is interpreted as existence of defects in an elastic media called *dislocations*.

We shall consider only static deformations in what follows. Then basic equations of elastic media equilibrium for small deformations in Cartesian coordinates has the form (see., e.g., [44], chapter I, §2,4)

$$\partial_j \sigma^{ji} + f^i = 0, \quad (4)$$

$$\sigma^{ij} = \lambda \delta^{ij} \epsilon_k^k + 2\mu \epsilon^{ij}, \quad (5)$$

where σ^{ji} is the stress tensor (i -component of the elastic force acting on the unit area element with the normal n^j) which is assumed to be symmetric. *The tensor of small deformations* ϵ_{ij} is given by symmetrised partial derivatives of the displacement vector field:

$$\epsilon_{ij} := \frac{1}{2}(\partial_i u_j + \partial_j u_i), \quad (6)$$

where lowering and raising of Latin indices is performed using the Euclidean metric δ_{ij} and its inverse δ^{ij} . The letters λ and μ denote constants characterising elastic properties of media and called *Lame coefficients*. Functions $f^i(x)$ describe total density of inelastic forces inside media induced, for example, by gravity forces. We assume in what follows that such forces are absent: $f^i(x) = 0$. Equation (4) is the second Newton law for an equilibrium state, and equality (5) represents the *Hooke law*.

Let us look at elastic deformations from the point of view of differential geometry. From mathematical standpoint, the map (3) represents diffeomorphism of the Euclidean space \mathbb{R}^3 where the Euclidean metric δ_{ij} is induced by the pullback of the map $y^i \mapsto x^i$. It means that in the linear approximation, the deformed metric is

$$g_{ij}(x) = \frac{\partial y^k}{\partial x^i} \frac{\partial y^l}{\partial x^j} \delta_{kl} \approx \delta_{ij} - \partial_i u_j - \partial_j u_i = \delta_{ij} - 2\epsilon_{ij}, \quad (7)$$

that is, it is defined by the tensor of small deformations (6).

In Riemannian geometry, a metric defines the Levi–Civita connection $\tilde{\Gamma}_{ij}^k(x)$ (Christoffel's symbols). The corresponding curvature tensor after an elastic deformation is identically zero $\tilde{R}_{ijk}^l(x) = 0$, because the curvature of the Euclidean space is zero and the map

$y^i \mapsto x^i$ is a diffeomorphism. The torsion tensor is also zero by the same reason, since it is set to zero in the observer space. Thus elastic deformations of media correspond to trivial Riemann–Cartan geometry because curvature and torsion tensors vanish.

3 Dislocations

We start the description of linear dislocations in elastic media (see., e.g., [44, 48]). The simplest and most usual examples of straight dislocations are shown in Fig. 1. Cut a media along half plane $x^2 = 0, x^1 > 0$. Then move the upper part of media above the cut $x^2 > 0, x^1 > 0$, on vector \mathbf{b} to the axis of dislocation x^3 and glue both sides of the cut. The vector \mathbf{b} is called the Burgers vector. In general, the Burgers vector may be nonconstant on the cut. For the edge dislocation, it varies from zero to some constant value \mathbf{b} as it moves from the dislocation axis. After the gluing, the media comes to some equilibrium state which is called the edge dislocation shown in Fig. 1,*a*. If the Burgers vector is parallel to the dislocation line, then it is called screw dislocation shown in Fig. 1,*b*.

One and the same dislocation can be formed in different ways. For example, if the Burgers vector is perpendicular to the cut plane and directed from it, the appeared cavity should be filled with extra media. One can easily imagine that the appeared defect is the edge dislocation but rotated by the angle $\pi/2$ around x^3 -axis. This example shows that the dislocation characteristic is not the cutting surface but the dislocation line or axis (the edge of the cut) and the Burgers vector.

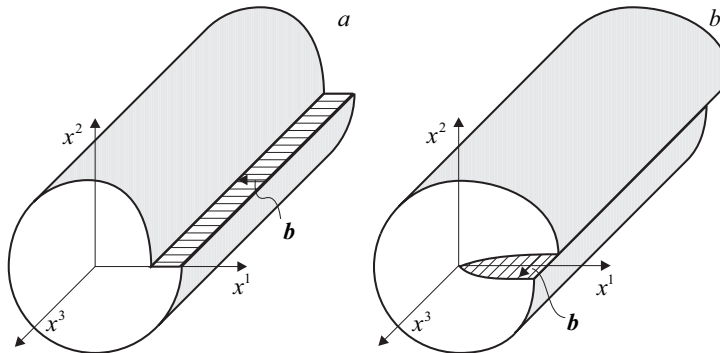


Figure 1: Straight linear dislocations. The edge (*a*) and the screw (*b*) dislocations.

From topological viewpoint, the media containing several or even infinite number of dislocations represent the Euclidean space \mathbb{R}^3 . In contrast to elastic deformations, the displacement vector field fails to be a smooth function because of cutting surfaces. At the same time we assume that partial derivatives of the displacement vector $\partial_j u^i$ (the distortion tensor) are smooth functions on a cutting surface. From physical point of view this assumption is justified because these derivatives define the deformation tensor (6). In its turn, partial derivatives of the deformation tensor should exist and be continuous functions everywhere in the equilibrium state except, possibly, the dislocation axis because elastic forces on both sides of the cut must be equal in the equilibrium state. Since the deformation tensor defines the induced metric (7), we assume that the metric and vielbein in \mathbb{R}^3 are sufficiently smooth functions everywhere except, possibly, dislocation axes.

The main idea of the geometric approach is the following. To describe single dislocations in the framework of elasticity theory one has to solve equations for the displacement

vector with given boundary conditions. It is possible for small number of dislocations. But boundary conditions become so complicated for increasing number of dislocations that this problem becomes unrealistic. Moreover, one and the same dislocation can be formed by different cuttings which results in ambiguous displacement vector field. Another disadvantage of this approach is its inapplicability for description of continuous distribution of defects because the displacement vector field does not exist in this case since it has discontinuities at every point. The main variable in the geometric approach is a vielbein which is a smooth function everywhere except, probably, dislocation cores. We postulate new equations for vielbein. The transition from finite number of dislocations to their continuous distribution is natural and simple in the geometric theory of defects. Singularities in dislocation cores are smoothed similar to smoothing of masses of point particles after transition to continuous media.

Now we construct the formalism for the geometric theory of defects. In the presence of defects, in the equilibrium state, there is no symmetry, and therefore the notion of distinguished Cartesian coordinates is absent. Hence we consider an arbitrary curvilinear coordinate system x^μ , $\mu = 1, 2, 3$, in \mathbb{R}^3 . Now Greek letters are used for enumeration of coordinates because we admit arbitrary coordinate changes. Then the Burgers vector can be expressed by the integral of the displacement vector

$$\oint_C dx^\mu \partial_\mu u^i(x) = - \oint_C dx^\mu \partial_\mu y^i(x) = -b^i, \quad (8)$$

where C is a closed contour surrounding the dislocation axis, Fig. 2. This integral is

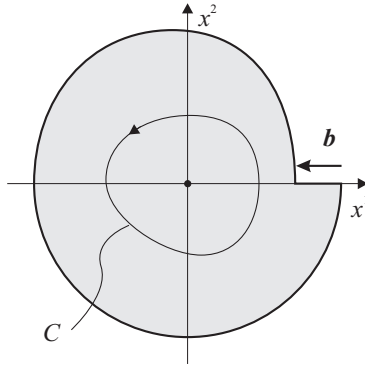


Figure 2: The section of the media with an edge dislocation. The dislocation axis is perpendicular to the figure plane. C is the integration contour for the Burgers vector \mathbf{b} .

invariant with respect to arbitrary coordinate changes $x^\mu \mapsto x'^\mu(x)$ and covariant under $\mathbb{S}\mathbb{O}(3)$ global rotations of y^i . Here components of vector field $u^i(x)$ are considered with respect to orthonormal basis in the tangent space, $u = u^i e_i$.

In the geometric theory of defects, we introduce new independent variable (vielbein)

$$e_\mu^i(x) := \begin{cases} \partial_\mu y^i, & \text{outside the cut,} \\ \lim \partial_\mu y^i, & \text{on the cut,} \end{cases} \quad (9)$$

instead of partial derivatives of the displacement vector field $\partial_\mu u^i$. By definition, the vielbein is a smooth function on the cut. Note, that if the vielbein was simply defined

as the partial derivative $\partial_\mu y^i$ then it would have the δ -function singularity on the cut because functions $y^i(x)$ have a jump there.

The Burgers vector can be represented as the integral over surface S with contour C as the boundary

$$\oint_C dx^\mu e_\mu^i = \iint_S dx^\mu \wedge dx^\nu (\partial_\mu e_\nu^i - \partial_\nu e_\mu^i) = b^i, \quad (10)$$

where $dx^\mu \wedge dx^\nu$ is the area element. The definition of vielbein (9) implies that the integrand vanish everywhere except the dislocation axis. The integrand has the δ -function singularity at the origin for the edge dislocation with constant Burgers vector. The criteria for the presence of dislocation is the violation of the integrability condition of the system of equations $\partial_\mu y^i = e_\mu^i$:

$$\partial_\mu e_\nu^i - \partial_\nu e_\mu^i \neq 0. \quad (11)$$

If dislocations are absent then functions $y^i(x)$ exist and define the transformation to Cartesian coordinates.

The field e_μ^i is identified with the vielbein in the geometric theory of defects. Next, compare the integrand in Eq. (10) with expression for torsion in Cartan variables

$$T_{\mu\nu}^i = \partial_\mu e_\nu^i - e_\mu^j \omega_{\nu j}^i - (\mu \leftrightarrow \nu). \quad (12)$$

They differ only by the terms containing $\mathbb{S}\mathbb{O}(3)$ -connection $\omega_\mu^{ij} = -\omega_\mu^{ji}$. This allows us to introduce the following postulate. In the geometric theory of defects, the Burgers vector corresponding to a surface S is defined by the integral of the torsion tensor

$$b^i := \iint_S dx^\mu \wedge dx^\nu T_{\mu\nu}^i.$$

This definition is invariant with respect to general coordinate transformations of x^μ and covariant under global rotations. Thus the torsion tensor in the geometric theory of defects has straightforward physical meaning: it is equal to the surface density of the Burgers vector.

Physical meaning of $\mathbb{S}\mathbb{O}(3)$ -connection will be given in Section 4, and now we show how this definition reduces to the expression for the Burgers vector (10) obtained within the elasticity theory. If the curvature tensor for the $\mathbb{S}\mathbb{O}(3)$ -connection vanish, then the connection is locally trivial and there exist such $\mathbb{S}\mathbb{O}(3)$ -rotation that $\omega_{\mu i}^j = 0$. In this case, we return to previous expression (10).

We have shown that the presence of linear dislocations results in nontrivial torsion. In the geometric theory of defects, the equality of torsion to zero, $T_{\mu\nu}^i = 0$, is naturally considered as the criteria for the absence of dislocations. Then the term dislocation includes not only linear dislocations but an arbitrary defects in elastic media. There are also point and surface defects along with linear dislocations in three dimensions. All of them belong to dislocations because related to nontrivial torsion.

4 Disclinations

Dislocations in elastic media were related to the torsion tensor. To do this, we introduced the $\mathbb{S}\mathbb{O}(3)$ -connection. Now we show that the curvature of the $\mathbb{S}\mathbb{O}(3)$ -connection

defines the surface density of the Frank vector characterising another well known defects: disclinations in the spin structure of media [44].

Let a unit vector field $n^i(x)$ ($n^i n_i = 1$) be given at every point (spin structure). For example, n^i has the meaning of magnetic moments at every point of media for ferromagnets (Fig. 3a). For nematic liquid crystals the unit vector field n^i with the equivalence relation $n^i \sim -n^i$ describes the director field (Fig. 3b).

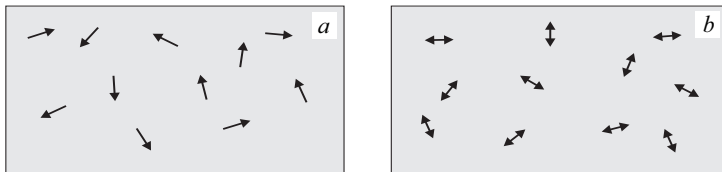


Figure 3: Examples: ferromagnets (a) and nematic liquid crystals (b).

Let us fix some direction in media n_0^i . Then the field $n^i(x)$ at point x can be uniquely defined by the angular rotation field $\omega^{ij}(x) = -\omega^{ji}(x)$ taking values in the Lie algebra of rotations $\mathfrak{so}(3)$ (the rotational angle): $n^i = n_0^j S_j^i(\omega)$, where $S_j^i \in \mathbb{SO}(3)$ is the rotational matrix corresponding to the algebra element ω^{ij} . We use the following parameterization of the rotational group by its algebra elements

$$S_i^j = (e^{(\omega\varepsilon)})_i^j = \cos \omega \delta_i^j + \frac{(\omega\varepsilon)_i^j}{\omega} \sin \omega + \frac{\omega_i \omega^j}{\omega^2} (1 - \cos \omega) \in \mathbb{SO}(3), \quad (13)$$

where $(\omega\varepsilon)_i^j := \omega^k \varepsilon_{ki}^j$ and $\omega := \sqrt{\omega^i \omega_i}$ is the modulus of vector ω^i . The pseudovector $\omega^k = \omega_{ij} \varepsilon^{ijk} / 2$ where ε^{ijk} is the totally antisymmetric third rank tensor, $\varepsilon^{123} = 1$, is directed along rotational axis, its length being equal to the rotation angle.

If media has a spin structure, then it may have defects called disclinations. For linear disclinations parallel to x^3 axis vector field n lies in the perpendicular plane x^1, x^2 . The simplest examples of linear disclinations are shown in Fig. 4. Each disclination is

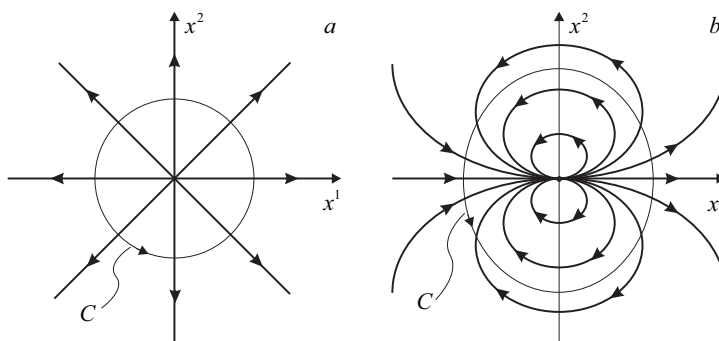


Figure 4: Distribution of unit vector field in the plane x^1, x^2 for linear disclinations parallel to x^3 for $\Theta = 2\pi$ (a) and $\Theta = 4\pi$ (b).

characterized by the Frank vector

$$\Theta_i = \varepsilon_{ijk} \Omega^{jk}, \quad (14)$$

where

$$\Omega^{ij} = \oint_C dx^\mu \partial_\mu \omega^{ij}, \quad (15)$$

and the integral is taken along closed contour C around the disclination axis. The length of the Frank vector is equal to the total rotation angle of field n^i around the disclination.

Vector field n^i defines the map of the Euclidean space into a sphere $n : \mathbb{R}^3 \rightarrow \mathbb{S}^2$. For linear disclinations parallel to x^3 axis this map is restricted to the map of the plane \mathbb{R}^2 into a circle \mathbb{S}^1 . It is clear that the total rotation angle must be a multiple of 2π .

Similar to the case of the displacement vector field for dislocations, the field $\omega^{ij}(x)$ taking values in algebra $\mathfrak{so}(3)$ is not a continuous function on \mathbb{R}^3 in the presence of disclinations. Let us make a cut in \mathbb{R}^3 bounded by the disclination axis. Then we can consider the field $\omega^{ij}(x)$ as smooth on the whole space without the cut. Assume that all partial derivatives of $\omega^{ij}(x)$ have the same limit on both sides of the cut. Then define the new field

$$\omega_\mu^{ij} := \begin{cases} \partial_\mu \omega^{ij}, & \text{outside the cut,} \\ \lim \partial_\mu \omega^{ij}, & \text{on the cut.} \end{cases} \quad (16)$$

By construction, functions ω_μ^{ij} are smooth everywhere except, possibly, disclination axis. Then the Frank vector can be represented by the surface integral

$$\Omega^{ij} = \oint_C dx^\mu \omega_\mu^{ij} = \iint_S dx^\mu \wedge dx^\nu (\partial_\mu \omega_\nu^{ij} - \partial_\nu \omega_\mu^{ij}), \quad (17)$$

where S is an arbitrary surface with boundary C . If the field ω_μ^{ij} is given, then the integrability conditions for the system of equations $\partial_\mu \omega^{ij} = \omega_\mu^{ij}$ are represented by equalities

$$\partial_\mu \omega_\nu^{ij} - \partial_\nu \omega_\mu^{ij} = 0. \quad (18)$$

This noncovariant equality yields the criteria of the absence of disclinations.

We identify the field ω_μ^{ij} with the $\mathbb{SO}(3)$ -connection in the geometric theory of defects. The terms with derivatives in the expression for the curvature

$$R_{\mu\nu j}{}^i = \partial_\mu \omega_{\nu j}{}^i - \omega_{\mu j}{}^k \omega_{\nu k}{}^i - (\mu \leftrightarrow \nu), \quad (19)$$

coincide with these in Eq. (18). Therefore we postulate the covariant criteria of the absence of disclinations as vanishing of the curvature tensor for the $\mathbb{SO}(3)$ -connection: $R_{\mu\nu}{}^{ij} = 0$. At the same time we give physical meaning of curvature in Cartan variables as the surface density of the Frank vector:

$$\Omega^{ij} := \iint dx^\mu \wedge dx^\nu R_{\mu\nu}{}^{ij}. \quad (20)$$

This definition reduces to the previous expression for the Frank vector (17) in the case when rotations of vector n are confined to a fixed plane. Then rotations are restricted to the subgroup $\mathbb{SO}(2) \subset \mathbb{SO}(3)$. The quadratic terms in the expression for the curvature (19) in this case vanish because the rotation group of the plane $\mathbb{SO}(2)$ is Abelian, and we get the previous expression (17) for the Frank vector.

5 The 't Hooft–Polyakov monopole

The 't Hooft–Polyakov monopole is the static spherically symmetric solution with finite energy of the field equations of $\mathbb{SU}(2)$ -gauge Yang–Mills model with the triplet of scalar

fields φ in the adjoint representation and $\lambda\varphi^4$ interaction [49, 50] (see. also [51, 52, 53]). Many other static solutions are related to this one but does not have spherical symmetry and satisfy some boundary conditions at infinity where the triplet of scalar fields takes values on two-dimensional sphere and components of the $\text{SU}(2)$ -connection tend to zero. These solutions are divided into homologically inequivalent classes and characterised by the topological charge (index of the map $\mathbb{S}^2 \rightarrow \mathbb{S}^2$ of the boundary of three-dimensional Euclidean space represented by two-dimensional sphere into the range of values of the scalar fields triplet). These classes of field configurations have some properties of particles (finiteness of energy, stability, and localization in space) and are significantly interesting from theoretical point of view.

It will be shown that solutions of the 't Hooft–Polyakov type have straightforward physical interpretation in the geometric theory of defects describing continuous distribution of dislocations and disclinations because Lie algebras $\mathfrak{su}(2)$ and $\mathfrak{so}(3)$ are isomorphic [42].

5.1 The action and vacuum solutions

We remind that the Lie algebra $\mathfrak{su}(2)$ is compact, simple, coincides with the Lie algebra of three-dimensional rotations $\mathfrak{so}(3)$, and defined by the commutation relations

$$[J_i, J_j] = -\varepsilon_{ij}{}^k J_k, \quad i, j, k = 1, 2, 3, \quad (21)$$

where J_i is the Lie algebra basis, ε_{ijk} is the totally antisymmetric third rank tensor, and raising and lowering of indices is performed by using the Euclidean metric δ_{ij} which is proportional to the Killing–Cartan form in this case.

Consider the $\text{SU}(2)$ -gauge model in Minkowskian space $\mathbb{R}^{1,3}$ with Cartesian coordinates x^α which is described by the following Lagrangian

$$L = -\frac{1}{4}F^{\alpha\beta i}F_{\alpha\beta i} + \frac{1}{2}\nabla^\alpha\varphi^i\nabla_\alpha\varphi_i - \frac{1}{4}\lambda(\varphi^2 - a^2)^2, \quad (22)$$

where $A_\alpha{}^i$ are components of $\text{SU}(2)$ -connection local form (Yang–Mills fields),

$$F_{\alpha\beta}{}^i := \partial_\alpha A_\beta{}^i - \partial_\beta A_\alpha{}^i + eA_\alpha{}^j A_\beta{}^k \varepsilon_{jk}{}^i$$

is the Yang–Mills field strength (components of the local curvature form of the $\text{SU}(2)$ -connection), $e \in \mathbb{R}$, $\lambda > 0$, and $a > 0$ are coupling constants, $\varphi := (\varphi^i) \in \mathbb{R}^3$ is the triplet of real scalar fields transforming under adjoint representation of $\text{SU}(2)$ group, $\varphi^2 := \varphi^i\varphi_i$, and $\nabla_\alpha\varphi^i := \partial_\alpha\varphi^i + eA_\alpha{}^j\varphi^k\varepsilon_{jk}{}^i$ is the covariant derivative of scalar fields.

Since the gauge fields in Eq. (22) transform under the adjoint representation of the $\text{SU}(2)$ group and it coincides with the fundamental representation of $\text{SO}(3)$ group, everything is reduced to the orthogonal rotational group $\text{SO}(3)$ from the point of view of equations of motion.

Lagrangian (22) yields equations of motion:

$$\frac{\delta S}{\delta A_\alpha{}^i} = \nabla_\beta F^{\beta\alpha}{}_i + e(\nabla^\alpha\varphi^j)\varphi^k\varepsilon_{ikj} = 0, \quad (23)$$

$$\frac{\delta S}{\delta\varphi^i} = -\nabla^\alpha\nabla_\alpha\varphi_i - \lambda(\varphi^2 - a^2)\varphi_i = 0. \quad (24)$$

It implies the Hamiltonian density

$$H = -\frac{1}{2}P^{\mu i}P_{\mu i} + \frac{1}{4}F^{\mu\nu i}F_{\mu\nu i} + \frac{1}{2}p^i p_i - \frac{1}{2}\nabla^\mu\varphi^i\nabla_\mu\varphi_i + \frac{1}{4}\lambda(\varphi^2 - a^2)^2 + \mu^i\nabla_\mu P^\mu{}_i + \lambda^i P^0{}_i, \quad (25)$$

where $(P^\alpha{}_i) = (P^0{}_i, P^\mu{}_i)$ and p_i are momenta conjugate to potentials $(A_\alpha{}^i) = (A_0{}^i, A_\mu{}^i)$ and scalar fields φ_i , and μ^i, λ^i are Lagrange multipliers standing in front of constraints of the first class $P^0{}_i = 0$ and $\nabla_\mu P^\mu{}_i = 0$. We remind that Greek letters from the middle of the alphabet take only space values $\mu, \nu, \dots = 1, 2, 3$. The energy is, by definition, the numerical value of the Hamiltonian for physical degrees of freedom, i.e. the Hamiltonian after solution of all constraints and gauge conditions. In the case under consideration, the energy density for a given fields configuration is obtained from Hamiltonian (25) after discarding the last two terms proportional to constraints:

$$E = -\frac{1}{2}P^{\mu i}P_{\mu i} + \frac{1}{4}F^{\mu\nu i}F_{\mu\nu i} + \frac{1}{2}p^i p_i - \frac{1}{2}\nabla^\mu\varphi^i\nabla_\mu\varphi_i + \frac{1}{4}\lambda(\varphi^2 - a^2)^2. \quad (26)$$

It is explicitly positive definite. Remember that the space Greek indices μ, ν are raised and lowered by negative definite metric $\eta_{\mu\nu} = -\delta_{\mu\nu}$ in our case.

The expression for energy density (26) does not depend on $A_0{}^i$. For simplicity, we choose the time gauge $A_0{}^i = 0$. The solutions of equations of motion (23), (24) with minimal energy correspond to vacuum. In the considered case, the minimal value equals zero and is achieved if and only if the following conditions hold:

$$P^\mu{}_i = 0, \quad p_i = 0, \quad F_{\mu\nu}{}^i = 0, \quad \nabla_\alpha\varphi^i = 0, \quad \varphi^2 = a^2. \quad (27)$$

The first two conditions mean that the vacuum solution in the time gauge must be static. The third condition imply that components of the gauge fields must be pure gauge, and, without loss of generality, we put $A_\mu{}^i = 0$. Then the last two equations imply equalities $\partial_\mu\varphi^i = 0$ and $\varphi^2 = a^2$.

5.2 Static spherically symmetric solutions

We consider the following ansatz $A_0{}^i = 0$, $A_\mu{}^i = A_\mu{}^i(\mathbf{x})$, $\varphi^i = \varphi^i(\mathbf{x})$, where $\mathbf{x} := (x^\mu) \in \mathbb{R}^3$ is a point in Euclidean space. In this case, equations of motion (23), (24) are

$$\begin{aligned} \nabla_\nu F^{\nu\mu}{}_i + e(\nabla^\mu\varphi^j)\varphi^k\varepsilon_{ikj} &= 0, \\ -\nabla^\mu\nabla_\mu\varphi_i - \lambda(\varphi^2 - a^2)\varphi_i &= 0. \end{aligned} \quad (28)$$

These are exactly the Euler–Lagrangian equations for the Euclidean three-dimensional action with the Lagrangian

$$L = -\frac{1}{4}F^{\mu\nu i}F_{\mu\nu i} + \frac{1}{2}\nabla^\mu\varphi^i\nabla_\mu\varphi_i - \frac{1}{4}\lambda(\varphi^2 - a^2)^2, \quad (29)$$

depending only on the space components $A_\mu{}^i(\mathbf{x})$ and $\varphi^i(\mathbf{x})$.

Now we make more precise the definition of spherical symmetry. The rotational group $\mathbb{SO}(3)$ acts naturally in the coordinate space $(x^\mu) \in \mathbb{R}^3$, on which all fields are defined. Moreover, there is the second three-dimensional Euclidean space $(\varphi^i) \in \mathbb{R}^3$ – the target space. Therefore the action of the rotational group should be extended. There is the

alternative: we can say that the $\mathbb{S}\mathbb{O}(3)$ -group either does not act in the target space at all or it acts in the same way as in the coordinate space x^μ . The 't Hooft–Polyakov monopole corresponds to the second definition. In this case, the group of global $\mathbb{S}\mathbb{O}(3)$ -rotations acts on Greek and Latin indices in the same way, and they can be identified.

We change the sign of the space metric $\eta_{\mu\nu} \mapsto \delta_{\mu\nu}$ because Greek and Latin indices are identified in what follows. In other words, we minimize the energy

$$\mathcal{E} := \int d\mathbf{x} \left(\frac{1}{4} F^{\mu\nu i} F_{\mu\nu i} + \frac{1}{2} \nabla^\mu \varphi^i \nabla_\mu \varphi_i + \frac{1}{4} \lambda (\varphi^2 - a^2)^2 \right), \quad (30)$$

where raising and lowering of Greek indices $\mu, \nu = 1, 2, 3$ are performed by the Euclidean metric $\delta_{\mu\nu}$, and

$$\begin{aligned} F_{\mu\nu}^i &= \partial_\mu A_\nu^i - \partial_\nu A_\mu^i + e A_\mu^j A_\nu^k \varepsilon_{jk}^i, \\ \nabla_\mu \varphi^i &= \partial_\mu \varphi^i + e A_\mu^j \varphi^k \varepsilon_{jk}^i. \end{aligned} \quad (31)$$

The Euler–Lagrangian equations for functional (30) are

$$\begin{aligned} \frac{\delta \mathcal{E}}{\delta A_\mu^i} &= -\nabla_\nu F^{\nu\mu}_i + e (\nabla^\mu \varphi^j) \varphi^k \varepsilon_{ikj} = 0, \\ \frac{\delta \mathcal{E}}{\delta \varphi^i} &= -\nabla^\mu \nabla_\mu \varphi^i + \lambda (\varphi^2 - a^2) \varphi^i = 0. \end{aligned} \quad (32)$$

This system of equations is solved with the spherically symmetric boundary conditions:

$$\lim_{r \rightarrow \infty} A_\mu^i \rightarrow 0, \quad \lim_{r \rightarrow \infty} \varphi^i \rightarrow \frac{x^i}{r} a, \quad (33)$$

Now we make the spherically symmetric ansatz

$$\varphi^i = \frac{x^i H}{r e r}, \quad A_\mu^i = \frac{\varepsilon_\mu^{ij} x_j K - 1}{r e r}, \quad (34)$$

where $H(r)$ and $K(r)$ are some unknown functions on radius only. After simple calculations, the Euler–Lagrange equations (32) become

$$\begin{aligned} r^2 K'' &= K(K^2 + H^2 - 1), \\ r^2 H'' &= 2HK^2 + \lambda \left(\frac{H^2}{e^2} - a^2 r^2 \right) H. \end{aligned} \quad (35)$$

There is only one analytic solution known at present for $\lambda = 0$. It is [55, 54]

$$K = \frac{ear}{\text{sh}(ear)}, \quad H = \frac{ear}{\text{th}(ear)} - 1, \quad (36)$$

and called the *Bogomol'nyi–Prasad–Sommerfield solution*. It is easily verified that this solution has finite energy. Numerical analysis of the system of equations (35) shows that there exist other spherically symmetric solutions with finite energy.

5.3 The 't Hooft–Polyakov monopole in the geometric theory of defects

It was shown in section 5.2 that static monopole solutions minimize the energy (30). This is the three-dimensional functional depending on $\mathbb{S}\mathbb{O}(3)$ -connection, in which the metric is supposed to be Euclidean. Consider it as the expression for the free energy in the geometric theory of defects, the triplet of scalar fields φ^i being considered as the source of defects.

The Euclidean metric means that elastic stresses in media are absent. The Cartan variables for the monopole solutions are

$$e_\mu^i = \delta_\mu^i, \quad \omega_\mu^{ij} = A_\mu^k \varepsilon_k^{ij} = (\delta_\mu^j x^i - \delta_\mu^i x^j) \frac{K-1}{er^2}, \quad (37)$$

where spherically symmetric $\mathbb{S}\mathbb{O}(3)$ -connection (34) is used. Note that vielbein is also chosen in the spherically symmetric form. Simple calculations yield the following expressions for curvature and torsion:

$$R_{\mu\nu}{}^k = \frac{1}{2} R_{\mu\nu}{}^{ij} \varepsilon_{ij}{}^k = F_{\mu\nu}{}^k = \varepsilon_{\mu\nu}{}^k \frac{K'}{er} - \frac{\varepsilon_{\mu\nu}{}^j x_j x^k}{er^3} \left(K' - \frac{K^2-1}{r} \right), \quad (38)$$

$$T_{\mu\nu}{}^k = (\delta_\mu^k x_\nu - \delta_\nu^k x_\mu) \frac{K-1}{er^2}. \quad (39)$$

In the geometric theory of defects, curvature (38) and torsion (39) have physical interpretation as surface densities of Frank and Burgers vectors. That is they are equal to the k -th components of the corresponding vectors on the unit surface area element $dx^\mu \wedge dx^\nu$. If s^μ is the normal to the area element, then the corresponding densities of Frank and Burgers vectors are:

$$f_\mu^i := \frac{1}{2} \varepsilon_\mu{}^{\nu\rho} R_{\nu\rho}{}^i = \frac{1}{3er} \delta_\mu^i \left(2K' + \frac{K^2-1}{r} \right) - \frac{1}{er} \left(\hat{x}_\mu \hat{x}^i - \frac{1}{3} \delta_\mu^i \right) \left(K' - \frac{K^2-1}{r} \right), \quad (40)$$

$$b_\mu^i := \frac{1}{2} \varepsilon_\mu{}^{\nu\rho} T_{\nu\rho}{}^i = \varepsilon_\mu{}^{ij} \hat{x}_j \frac{K-1}{er}, \quad (41)$$

where $\hat{x}^\mu := x^\mu/r$ and the tensor f_μ^i is decomposed into the irreducible parts.

The functions $K(r)$ and $H(r)$ for the Bogomol'nyi–Prasad–Sommerfield solution are given by Eqs. (36). They have the following asymptotics:

$$\begin{aligned} K|_{r \rightarrow 0} &\approx 1 - \frac{(ear)^2}{6} - \frac{(ear)^4}{120}, & K|_{r \rightarrow \infty} &\approx 2ear e^{-ear} \rightarrow 0, \\ H|_{r \rightarrow 0} &\approx 1 + \frac{(ear)^2}{3} - \frac{2(ear)^4}{15}, & H|_{r \rightarrow \infty} &\approx ear - 1 \rightarrow \infty. \end{aligned} \quad (42)$$

The corresponding asymptotics of the densities of the Frank and Burgers vectors are:

$$\begin{aligned}
f_\mu^i|_{r \rightarrow 0} &\approx -\frac{1}{3}\delta_\mu^i \left(ea^2 + \frac{7}{90}e^3 a^4 r^2 \right) + \frac{2}{45}x_\mu x^i e^3 a^4 \rightarrow -\frac{1}{3}\delta_\mu^i ea^2, \\
b_\mu^i|_{r \rightarrow 0} &\approx -\frac{1}{6}\varepsilon_\mu^{ij} x_j \left(ea^2 + \frac{e^2 a^4 r^2}{20} \right) \rightarrow -\frac{1}{6}\varepsilon_\mu^{ij} x_j ea^2, \\
\varphi^i|_{r \rightarrow 0} &\approx \frac{1}{3}x^i \left(ea^2 - \frac{2e^3 a^4 r^2}{5} \right) \rightarrow \frac{1}{3}x^i ea^2, \\
f_\mu^i|_{r \rightarrow \infty} &\approx -\frac{x_\mu x^i}{er^4} \rightarrow 0, \\
b_\mu^i|_{r \rightarrow \infty} &\approx -\varepsilon_\mu^{ij} x_j \frac{1}{er^2} \rightarrow 0, \\
\varphi^i|_{r \rightarrow \infty} &\approx \frac{x^i}{r} \left(a - \frac{1}{er} \right) \rightarrow \frac{x^i}{r} a.
\end{aligned} \tag{43}$$

It implies, in particular, that the energy integral (30) converges.

Thus monopole solutions of $\mathbb{S}\mathbb{O}(3)$ -gauge model describe continuous distribution of dislocations and disclinations in continuous media. The descriptive picture of this distribution of defects by the displacement vector field and n -field is absent because they are not defined for continuous distribution of defects.

6 Spherically symmetric disclinations

Let us consider the Chern–Simons action for the $\mathbb{S}\mathbb{O}(3)$ -connection as the free energy for disclinations [39, 40]. Point disclinations considered in the present section are described in [43].

Consider three-dimensional Euclidean space with Cartesian coordinates $(x^\mu) \in \mathbb{R}^3$, $\mu = 1, 2, 3$. Let components of the local $\mathbb{S}\mathbb{O}(3)$ -connection form $A_\mu^{ij}(x) = -A_\mu^{ji}(x)$, $i, j = 1, 2, 3$ (the Yang–Mills fields) be given. From geometric point of view, we may assume that the Riemann–Cartan geometry is given on topologically trivial manifold \mathbb{R}^3 defined by the flat vielbein e_μ^i satisfying the equality $\delta_{\mu\nu} = e_\mu^i e_\nu^j \delta_{ij}$ and $\mathbb{S}\mathbb{O}(3)$ -connection $\omega_{\mu i}^j = A_{\mu i}^j$.

Since there is the third-rank totally antisymmetric tensor ε_{ijk} in three dimensions, the connection components can be parameterised by the field with two indices: $A_\mu^{ij} = A_\mu^k \varepsilon_k^{ij}$. The related components of the local curvature form for the $\mathbb{S}\mathbb{O}(3)$ -connection are

$$F_{\mu\nu k} := \frac{1}{2}F_{\mu\nu}^{ij} \varepsilon_{ijk} = \partial_\mu A_{\nu k} - \partial_\nu A_{\mu k} + A_\mu^i A_\nu^j \varepsilon_{ijk}. \tag{44}$$

We assume that the group of global $\mathbb{S}\mathbb{O}(3)$ -rotations acts simultaneously on the base \mathbb{R}^3 and on the Lie algebra $\mathfrak{so}(3)$, which is also the three-dimensional space \mathbb{R}^3 as a vector space. It means that if $S \in \mathbb{S}\mathbb{O}(3)$ is an orthogonal matrix, then the transformation has the form

$$A_\mu^{ij} \mapsto S^{-1\nu}_\mu A_\nu^{kl} S_k^i S_l^j, \quad S \in \mathbb{S}\mathbb{O}(3).$$

The difference between Greek and Latin indices disappears under this assumption, but we shall distinguish them if possible.

The most general spherically symmetric connection components are

$$A_\mu{}^i = \varepsilon_\mu{}^{ij} \frac{x_j}{r} \frac{K-1}{r} + \delta_\mu^i V(r) + \frac{x_\mu x^i}{r^2} U(r), \quad r \geq 0, \quad (45)$$

where $K(r)$, $V(r)$, $U(r)$ are arbitrary sufficiently smooth functions on radius. The case $V = U = 0$ corresponds to the 't Hooft–Polyakov monopole (34).

Straightforward calculations of the components of the spherically symmetric curvature tensor yield

$$F_{\mu\nu}{}^i = \frac{\varepsilon_{\mu\nu}{}^i}{r} [K' + rV(V+U)] + \frac{\varepsilon_{\mu\nu}{}^j x_j x^i}{r^3} \left(-K' + \frac{K^2-1}{r} - rVU \right) + \frac{x_\mu \delta_\nu^i - x_\nu \delta_\mu^i}{r^2} [rV' - U - (K-1)(V+U)]. \quad (46)$$

We assume that the free energy expression for the $\mathbb{S}\mathbb{O}(3)$ -connection is given by the Chern–Simons action [56], which is conveniently written in differential forms notations,

$$S_{\text{CS}} := \int_{\mathbb{R}^3} \text{tr} \left(dA \wedge A - \frac{2}{3} A \wedge A \wedge A \right) \quad (47)$$

where $dx^\mu A_{\mu i}{}^j(x)$ is the matrix-valued connection local 1-form, the symbol \wedge denotes external multiplication, and matrix indices are dropped. The Euler–Lagrange equations for the Chern–Simons action (47) are nonlinear: $F_{\mu\nu}{}^i = 0$ (flat connection). In the spherically symmetric case, these equations reduce to the following system:

$$K' + rV(V+U) = 0, \quad (48)$$

$$-K' + \frac{K^2-1}{r} - rVU = 0, \quad (49)$$

$$rV' - U - (K-1)(V+U) = 0, \quad (50)$$

because the tensor structures in Eq. (46) are functionally independent.

Theorem 6.1. *A general solution to the system of equations (48)–(50) is*

$$K = \cos f, \quad (51)$$

$$V = \frac{\sin f}{r}, \quad (52)$$

$$U = \frac{rf' - \sin f}{r}, \quad (53)$$

where $f(r)$ is an arbitrary sufficiently smooth function on radius $r \geq 0$.

The proof is given in [43].

Thus a general spherically symmetric solution of the Euler–Lagrange equations is

$$A_\mu{}^i = \frac{\varepsilon_\mu{}^{ij} x_j}{r^2} (\cos f - 1) + \delta_\mu^i \frac{\sin f}{r} + \frac{x_\mu x^i}{r^3} (rf' - \sin f), \quad (54)$$

where $f(r)$ is an arbitrary function. If function f is smooth and tends to zero sufficiently fast as $r \rightarrow 0$, then the curvature for the $\mathbb{S}\mathbb{O}(3)$ -connection is identically zero on the whole \mathbb{R}^3 , and there is no disclination. If $f(0) \neq 0$, then disclinations may appear at the origin of the coordinate system. To understand their structure, we have to find the unit vector field $n(x)$.

6.1 Point disclinations

In the simply connected domains of the Euclidean space with vanishing curvature, the connection components are pure gauge $A_\mu = \partial_\mu S^{-1}S$, where $S \in \mathbb{SO}(3)$ and matrix indices are dropped. Our aim is to find the orthogonal matrix S for a given connection (54). The equations for S has the form $\partial_\mu S^{-1} = A_\mu S^{-1}$ and coincides with the condition of parallel displacement of vectors. The parallel displacement does not depend on the curve along which it is moved. Therefor we consider the curve $\gamma = x(t)$, $t \in [0, b]$ with the beginning at point $x_0 := x(0)$ and the end at point $x_b := x(b)$. Then we obtain the ordinary differential equation for matrix S along γ :

$$\dot{S}^{-1} = \dot{x}^\mu A_\mu S^{-1}. \quad (55)$$

When the curve goes through the point $x(t)$, the solution of this equation is given by the path ordered exponent:

$$S^{-1}(x(t)) = \text{P exp} \left(\int_0^t ds \dot{x}^\mu(s) A_\mu(s) \right) S_0^{-1}, \quad (56)$$

where S_0 is the orthogonal matrix at the initial point x_0 .

Let γ be the ray starting at the infinite point and ending at point x , i.e. $\gamma = (x^\mu t)$, $t \in [1, \infty]$, and $S_0 := S(\infty) := \mathbb{1}$. Then the equality $\dot{x}^\mu A_{\mu i}^j = f' x^k \varepsilon_{ki}^j$ holds for connection (54). Now we can easily check that exponents under the integral commute: $[\dot{x}^\mu A_\mu, \dot{x}^\nu A_\nu] = 0$. Consequently, the path ordered exponent coincides with the usual one, and the integral (56) can be easily taken:

$$\int_\infty^1 ds \dot{x}^\mu A_{\mu i}^j = \int_\infty^1 ds f' x^k \varepsilon_{ki}^j = \int_\infty^1 ds \frac{df}{d(rs)} x^k \varepsilon_{ki}^j = \frac{x^k \varepsilon_{ki}^j}{r} [f(r) - f(\infty)].$$

That is the solution of Eq. (55) is

$$S_i^{-1j} = \exp(-f^k \varepsilon_{ki}^j), \quad f^k := \frac{x^k}{r} [f(\infty) - f(r)]. \quad (57)$$

Vector (f^k) is an element of Lie algebra $\mathfrak{so}(3)$. Its direction coincides with the rotational axis in the isotopic space and its length is equal to the rotation angle. The exponential map for the $\mathbb{SO}(3)$ -group is well known:

$$S_i^j = \exp(f^k \varepsilon_{ki}^j) = \delta_i^j \cos F + \frac{f^k \varepsilon_{ki}^j}{F} \sin F + \frac{f_i f^j}{F^2} (1 - \cos F), \quad (58)$$

where $F^2 := f^i f_i = [f(\infty) - f(r)]^2$.

6.2 Examples of point disclinations

The rotational matrix (58) is defined by the difference $f(\infty) - f(r)$, where $f(r)$ is an arbitrary sufficiently smooth function. Without loss of generality we put $f(\infty) = 0$ and change the sign of $f(r)$. Then we can choose $F(r) = f(r)$, and the spherically symmetric rotational matrix takes the form

$$S_i^j = \exp(f^k \varepsilon_{ki}^j) = \delta_i^j \cos f + \frac{f^k \varepsilon_{ki}^j}{f} \sin f + \frac{f_i f^j}{f^2} (1 - \cos f), \quad (59)$$

where $f^i = x^i f(r)/r$ with arbitrary function $f(r)$, which is equal to zero at infinity.

Example 6.1 (“Hedgehog” disclination). Let us choose the spherically symmetric boundary condition at infinity: $n^i(r = \infty) = x^i/r$. Then the n -field has the same form in the whole space \mathbb{R}^3 : $n^i(r) := n^j(\infty)S_j^i(r) = x^i/r$ for arbitrary function f . We see that n -field is directed along the radius everywhere and has the unit length. The distribution of the n -field is shown in Fig. 5. \square

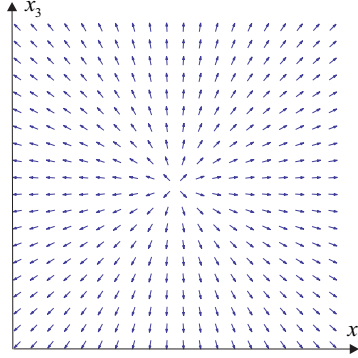


Figure 5: Spherically symmetric “hedgehog” disclination. The section $x_2 = 0$ is shown in the figure.

Now we consider spherically nonsymmetric disclinations. Fix the vector $n_0 := (0, 0, 1)$ at infinity, and thus break the spherical symmetry. Then components of the n -field are

$$\begin{aligned} n_1 &= -\frac{x_2}{r} \sin f + \frac{x_1 x_3}{r^2} (1 - \cos f), \\ n_2 &= \frac{x_1}{r} \sin f + \frac{x_2 x_3}{r^2} (1 - \cos f), \quad n_3 = \cos f + \frac{x_3^2}{r^2} (1 - \cos f), \end{aligned}$$

where coordinate indices are lowered for simplicity to distinguish them from exponents. Afterwards we go to the spherical coordinates, $(x_1, x_2, x_3) \mapsto (r, \theta, \varphi)$. Then components of the n -field are

$$\begin{aligned} n_1 &= -\sin \theta \sin \varphi \sin f + \sin \theta \cos \theta \cos \varphi (1 - \cos f), \\ n_2 &= \sin \theta \cos \varphi \sin f + \sin \theta \cos \theta \sin \varphi (1 - \cos f), \quad n_3 = \cos f + \cos^2 \theta (1 - \cos f). \end{aligned}$$

It implies that the limit of n -field at the origin does not depend on the path along which the limit $r \rightarrow 0$ is taken if and only if when $f(0) = 0, \pi$. This is the degenerate case, when the n -field is continuous at zero, and disclinations are absent. If $f(0) \neq 0, \pi$, then the limit n -field does depend on the path along which it goes to the origin. Consequently, in a general case, the origin of the coordinate system is an essential singularity, and the model describes point disclinations located at the origin.

After fixing the n_0 vector, the invariance under rotations in the x_1, x_2 plane remains. Therefore it is sufficient to put $x_2 = 0$ for visualisation of disclinations, that is to analyse the distribution of the n -field in the x_1, x_3 plane:

$$n_1 = \frac{x_1 x_3}{r^2} (1 - \cos f), \quad n_2 = \frac{x_1}{r} \sin f, \quad n_3 = \cos f + \frac{x_3^2}{r^2} (1 - \cos f).$$

We see that the n vector has nonzero component in the direction perpendicular to the x_1, x_3 plane in general, which slightly obscures the pictures.

Various distributions of the n -field depend on the choice of function $f(r)$. We put $f(\infty) = 0$. Then the n -field coincides with n_0 at infinity. If $f(0) = 0, \pi$, the unit vector field is continuous at zero, and disclinations are absent. In the opposite case, there are disclinations with an essential singularity at the origin.

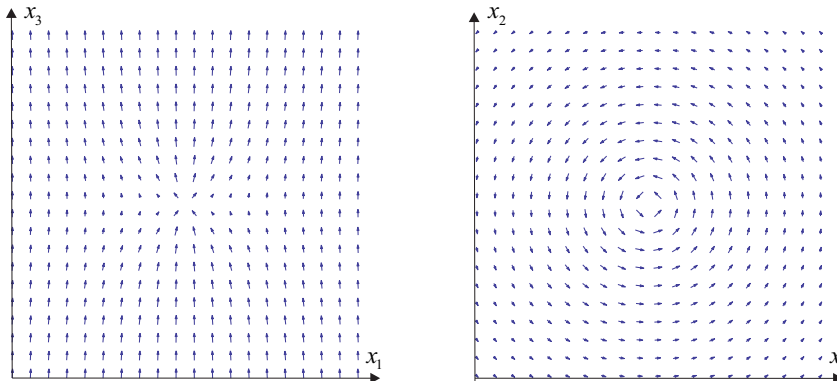


Figure 6: Two sections ($x_2 = 0$ and $x_3 = 0$) of the disclination for $f(r) := \pi e^{-r}/2$. The arrows are projections of n vector on corresponding plane. If the length of an arrow is less than unity, then the vector has the component in the perpendicular direction. The spherical symmetry is broken by the boundary condition $n(\infty) := (0, 0, 1)$.

Example 6.2. Set $f(r) := \frac{\pi}{2} e^{-r}$, which implies $f(0) = \frac{\pi}{2}$ and $f(\infty) = 0$. In this case, the vector field n in the plane $x_2 = 0$ has all three nontrivial components. Therefore we draw the projections of n -field on two planes $x_2 = 0$ and $x_3 = 0$ in Fig. 6 for visualisation. The projection of the vector field has the unit length on the plane $x_2 = 0$ at infinity, because the perpendicular component is absent. The projection becomes less in internal points because the perpendicular component arises. The projections of vectors n on the plane $x_3 = 0$, conversely, are zero at infinity and nontrivial at internal points which is clear from the picture. \square

The equilibrium equations for described disclinations hold everywhere in \mathbb{R}^3 except the origin of the coordinate system where $\mathbb{S}\mathbb{O}(3)$ -connection is singular. The analysis of this singularity is difficult in general because equations are nonlinear, and we postpone it for further investigations. We consider linear disclinations in the next section, for which equations become linear. The singularity for these disclinations is proportional to the δ -function with the support located along the line of disclination.

7 Linear disclinations

We assume that the expression for the free energy is given by the Chern–Simons action (47) as in the previous section. To describe linear disclinations we add the source term to the action

$$S_{\text{cs}}[A] + S_{\text{int}} = \int_{\mathbb{R}^3} \left(\frac{1}{2} dA^i \wedge A_i + \frac{1}{6} A^i \wedge A^j \wedge A^k \epsilon_{ijk} - A^i \wedge J_i \right), \quad (60)$$

where J is the 2-form of the disclinations source which is not specified here. The interaction term is similar to the minimal coupling of the electric charge to the electromagnetic

field in electrodynamics. The equilibrium equations for action (60) are

$$F_{\mu\nu}{}^k = J_{\mu\nu}{}^k, \quad (61)$$

where $J_{\mu\nu}{}^k$ are components of the source for the $\mathbb{S}\mathbb{O}(3)$ -connection.

The first two terms in the action (60) change by the external differential under local $\mathbb{S}\mathbb{O}(3)$ -rotations. Therefore we have to impose the condition $DJ^k = 0$, where $DJ^k := dJ^k + J^j \wedge \omega_j{}^k$ is the external covariant derivative, for the self-consistency of the Euler–Lagrange equations.

Consider one linear disclination $q^\mu(t) \in \mathbb{R}^3$, where $t \in \mathbb{R}$ is a parameter along the core of disclination. The interaction term is written in the form

$$S_{\text{int}} := \int dq^\mu A_{\mu i} J^i = \int dt \dot{q}^\mu A_{\mu i} J^i. \quad (62)$$

This action is invariant with respect coordinate changes in \mathbb{R}^3 (up to boundary terms) and arbitrary reparameterization of the curve $q^\mu(t)$. We assume that the disclination is located in such a way that inequality $\dot{q}^3 \neq 0$ holds everywhere. The three dimensional δ -function is inserted into the integrand for variation of this action with respect to the $\mathbb{S}\mathbb{O}(3)$ -connection:

$$S_{\text{int}} = \int dt d^3x \dot{q}^\mu A_{\mu i} J^i \delta^3(x - q) = \int d^3x \frac{\dot{q}^\mu}{\dot{q}^3} A_{\mu i} J^i \delta^2(x - q),$$

where we integrated over t using one δ -function $\delta(x^3 - q^3(t))$ and $\delta^2(x - q) := \delta(x^1 - q^1)\delta(x^2 - q^2)$ denotes the two-dimensional δ -function on the plane x^1, x^2 . Then variation of the interaction term is

$$\frac{\delta S_{\text{int}}}{\delta A_{\mu i}} = \frac{\dot{q}^\mu}{\dot{q}^3} J^i \delta^2(x - q). \quad (63)$$

We consider equation (61) on topologically trivial manifold $\mathbb{M} \approx \mathbb{R}^3$ with Cartesian coordinate system $x^1 = x$, $x^2 = y$ and x^3 . The disclination is supposed to be straight and coinciding with the x^3 axis, i.e. $q^1 = q^2 = 0$ and $q^3 = t$. We are searching solutions of Eqs. (61) which are invariant with respect to translations along x^3 axis and describe rotations only in the x, y plane. In this case, the $\mathbb{S}\mathbb{O}(3)$ -connection has only two nontrivial components $A_x{}^3$ and $A_y{}^3$ depending on a point on the $(x, y) \in \mathbb{R}^2 = \mathbb{C}$ plane. To find the solution we introduce the complex coordinate $z := x + iy$. Then two real components of the $\mathbb{S}\mathbb{O}(3)$ -connection are united into the complex one:

$$A_z{}^3 = \frac{1}{2}A_x{}^3 - \frac{i}{2}A_y{}^3, \quad A_{\bar{z}}{}^3 = \frac{1}{2}A_x{}^3 + \frac{i}{2}A_y{}^3. \quad (64)$$

The corresponding curvature tensor (field strength) has only one linearly independent complex component

$$F_{z\bar{z}}{}^3 = 2(\partial_z A_{\bar{z}}{}^3 - \partial_{\bar{z}} A_z{}^3), \quad (65)$$

which is linear in connection. It is the consequence of the fact that the rotational $\mathbb{S}\mathbb{O}(2)$ group acting on the x, y plane is Abelian and nonlinear terms in the curvature tensor disappear.

In our case, the quadratic terms in the curvature identically disappear, and we are able to consider sources of the δ -function form because equilibrium equations (61) become linear. Now we fix the sources

$$F_{z\bar{z}}{}^3 = 4\pi i D \delta(z), \quad D \in \mathbb{R}, \quad (66)$$

where $\delta(z)$ is the two-dimensional δ -function on the complex plane. It is clear that this source has rotational symmetry.

The solution of equation (66) describes new type of geometric singularity. If this equation was considered as the second order equation for the metric then its solution would describe conical singularity on the x, y plane. In this case, the solution describes the wedge dislocation in the geometric theory of defects [18]. The situation is now different. We consider this equation as the first order one for the $\mathbb{S}\mathbb{O}(3)$ -connection and show that it describes the defect of the unit vector field (disclination), the metric being Euclidean.

Equation (66) has the solution

$$A_z^3 = -\frac{iD}{z}, \quad A_{\bar{z}}^3 = \frac{iD}{\bar{z}}. \quad (67)$$

To check that this is indeed the solution, one can use the well known formula (see, e.g. [57]):

$$\partial_z \frac{1}{\bar{z}} = \pi \delta(z) \quad \Leftrightarrow \quad \partial_{\bar{z}} \frac{1}{z} = \pi \delta(z). \quad (68)$$

The corresponding real components are

$$A_x^3 = -\frac{2Dy}{x^2 + y^2}, \quad A_y^3 = \frac{2Dx}{x^2 + y^2}. \quad (69)$$

Outside the x^3 axis the curvature is flat, and therefore the connection is given by partial derivatives of some function. It is the angular rotation field $\theta(x, y)$ of the unit vector field on the plane in the geometric theory of defects. This field must satisfy the following system of equations:

$$\partial_x \theta = -\frac{2Dy}{x^2 + y^2}, \quad \partial_y \theta = \frac{2Dx}{x^2 + y^2}. \quad (70)$$

The integrability conditions of this system $\partial_{xy}\theta = \partial_{yx}\theta$ are fulfilled, and one can easily write down a general solution

$$\theta = -2D \arctan \frac{x}{y} + C, \quad C = \text{const}. \quad (71)$$

Fix the constant of integration $C := \pi D$. Then the solution takes the form

$$\tan \frac{\theta}{2D} = \frac{y}{x} = \tan \varphi, \quad (72)$$

where φ is the usual polar angle on the $(x, y) \in \mathbb{R}^2$ plane. If one goes around x^3 axis along contour C , then the polar angle changes by 2π . We have to impose the quantization condition $D = n/2$, $n \in \mathbb{Z}$ in order that the rotation angle field $\theta(x, y)$ be well defined.

Thus the angular rotational field takes the form $\theta = n\varphi$, where φ is the usual polar angle on the x, y plane. It is defined everywhere except the cut on the half plane, say, $y = 0, x \geq 0$. The corresponding $\mathbb{S}\mathbb{O}(3)$ -connection has only two nontrivial components:

$$A_x^{12} = -\frac{ny}{x^2 + y^2} = -\frac{n}{r} \sin \varphi, \quad A_y^{12} = \frac{nx}{x^2 + y^2} = \frac{n}{r} \cos \varphi,$$

where $r := \sqrt{x^2 + y^2}$ is the polar radius. It is defined everywhere on the x, y plane except the origin where its rotor has δ -function singularity (66). We see that the $\mathbb{S}\mathbb{O}(3)$ -connection has much better behaviour than the respective angular rotation field as it should be in the geometric theory of defects.

Thus, after going around the x^3 axis along the closed contour C the rotation angle field changes from 0 to $2\pi n$ where $|2\pi n| = |\Omega|$ is the modulus of the Frank vector. It is exactly the linear disclination of the unit vector field with the core coinciding with the x^3 axis. For $n = 0$ the disclination is absent. This case requires separate treatment: for $D = 0$, the equality $\theta = 0$ must hold as the consequence of Eq. (71). Two simplest examples of linear disclinations for $n = 1$ and $n = 2$ are shown in Fig. 4, where the distribution of the angular rotation fields are shown on the x, y plane.

8 Conclusion

We give a review of the geometric theory of defects in this paper. Examples of the known until now disclinations are described. Since the Lie algebras $\mathfrak{so}(3)$ and $\mathfrak{su}(2)$ are isomorphic, static solutions of $\mathbb{S}\mathbb{U}(2)$ gauge models have straightforward physical interpretation in the framework of the geometric theory of defects. In particular, the 't Hooft–Polyakov monopole has physical interpretation in crystals describing continuous distributions of dislocations and disclinations.

We showed that the Chern–Simons action is well suited for description of single disclinations in the geometric theory of defects. The most general spherically symmetric $\mathbb{S}\mathbb{O}(3)$ -connection containing one arbitrary function of radius is found for description of point disclinations. Two examples are given: spherically symmetric disclination of the hedgehog form and the point disclination with constant value of the n -field at infinity and essential singularity at the origin. The Chern–Simons action describes also linear disclinations. As an example, we consider straight linear disclinations with the Frank vector which is a multiple of 2π .

Acknowledgments. The reported study was funded by RFBR, project number 19-11-50067.

References

- [1] K. Kondo. On the geometrical and physical foundations of the theory of yielding. In Japan National Committee for Theoretical and Applied Mechanics, editors, *Proc. 2nd Japan Nat. Congr. Applied Mechanics*, pages 41–47, Tokyo, 1952. Science Council of Japan.
- [2] J. F. Nye. Some geometrical relations in dislocated media. *Acta Metallurgica*, 1:153, 1953.
- [3] B. A. Bilby, R. Bullough, and E. Smith. Continuous distributions of dislocations: a new application of the methods of non-Riemannian geometry. *Proc. Roy. Soc. London*, A231:263–273, 1955.
- [4] E. Kröner. *Kontinuums Theories der Versetzungen und Eigenspannungen*. Springer-Verlag, Berlin – Heidelberg, 1958.

- [5] L. I. Sedov and V. L. Berditchevski. A dynamical theory of dislocations. In E. Kröner, editor, *Mechanics of Generalized Continua, UITAM symposium*, pages 214–238, Heidelberg, 1967. Springer.
- [6] M. Kléman. The general theory of dislocations. In Nabarro F. R. N., editor, *Dislocations In Solids, Vol. 5*, pages 243–297, Amsterdam, 1980. North-Holland Publishing Company.
- [7] E. Kröner. Continuum theory of defects. In R. Balian et al., editor, *Less Houches, Session XXXV, 1980 – Physics of Defects*, pages 282–315, Amsterdam, 1981. North-Holland Publishing Company.
- [8] I. E. Dzyaloshinskii and G. E. Volovik. Poisson brackets in condensed matter physics. *Ann. Phys.*, 125(1):67, 1988.
- [9] Kadić, A. and Edelen, D. G. B. *A gauge theory of dislocations and disclinations*. Berlin – Heidelberg, 1983. Springer–Verlag.
- [10] I. A. Kunin and B. I. Kunin. Gauge theories in mechanics. In *Trends in Application of Pure Mathematics to Mechanics. Lecture Notes in Physics, V.249.*, pages 246–249, Berlin – Heidelberg, 1986. Springer–Verlag.
- [11] H. Kleinert. *Gauge fields in condensed matter*. World Scientific, Singapore, 1990.
- [12] F. W. Hehl, J. D. McCrea, E. W. Mielke, and Y. Ne’eman. Metric-affine gauge theory of gravity. *Phys. Rep.*, 258(1&2):1–171, 1995.
- [13] E. Cartan. Sur une generalisation de la notion de courbure de Riemann et les espaces a torsion. *Compt. Rend. Acad. Sci. (Paris)*, 174:593–595, 1922.
- [14] F. C. Frank. On the theory of liquid crystals. *Discussions Farad. Soc.*, 25:19–28, 1958.
- [15] I. E. Dzyaloshinskii and G. E. Volovik. On the concept of local invariance in the theory of spin glasses. *J. Physique*, 39(6):693–700, 1978.
- [16] J. A. Hertz. Gauge model for spin-glasses. *Phys. Rev.*, B18(9):4875–4885, 1978.
- [17] N. Rivier and D. M. Duffy. Line defects and tunneling modes in glasses. *J. Physique*, 43(2):293–306, 1982.
- [18] M. O. Katanaev and I. V. Volovich. Theory of defects in solids and three-dimensional gravity. *Ann. Phys.*, 216(1):1–28, 1992.
- [19] M. O. Katanaev. Wedge Dislocation in the Geometric Theory of Defects. *Theor. Math. Phys.*, 135(2):733–744, 2003.
- [20] M. O. Katanaev. One-dimensional Topologically Nontrivial Solutions In The Skyrme Model. *Theor. Math. Phys.*, 138(2):163–176, 2004.
- [21] F. Moraes. Geodesics around a dislocation. *Phys. Lett.*, A214(3,4):189–192, 1996.
- [22] A. de Padua, F. Parisio-Filho, and F. Moraes. Geodesics around line defects in elastic solids. *Phys. Lett.*, A238:153–158, 1998.
- [23] M. O. Katanaev and I. V. Volovich. Scattering on dislocations and cosmic strings in the geometric theory of defects. *Ann. Phys.*, 271:203–232, 1999.
- [24] S. Azevedo. Charged particle with magnetic moment in the background of line topological defect. *Phys. Lett.*, A307:65–68, 2003.

- [25] G. de Berredo-Peixoto and M. O. Katanaev. Inside the BTZ black hole. *Phys. Rev. D*, 75:024004, 2007.
- [26] C. Furtado, F. Moraes, and A. M. de M. Carvalho. Geometric phases in graphitic cones. *Phys. Lett.*, A372:5368–5371, 2008.
- [27] G. de Berredo-Peixoto and M. O. Katanaev. Tube dislocations in gravity. *J. Math. Phys.*, 50:042501, 2009.
- [28] G. de Berredo-Peixoto, M. O. Katanaev, E. Konstantinova, and I. L. Shapiro. Schrödinger equation in the space with cylindrical geometric defect and possible application to multi-wall nanotubes. *Nuovo Cim.*, 125B(8):915–931, 2010.
- [29] M. O. Katanaev. Torsion and Burgers vector of a tube dislocation. *Proc. Sci.*, CNCFG2010(022):1–7, 2010.
- [30] M. Lazar and F. Hehl. Cartan’s spiral staircase in physics and, in particular, in the gauge theory of dislocations. *Found. Phys.*, 40:1298–1325, 2010.
- [31] C. G. Randono and N. L. Hughes. Torsional monopoles and torqued geometries in gravity and condensed matter. *Phys. Rev. Lett.*, 106:161102, 2011.
- [32] C. G. Boehmer and Yu. N. Obukhov. A gauge theoretic approach to elasticity with microrotations. *Proc. Roy. Soc. Lond.*, A468:1391–1407, 2012.
- [33] M. O. Katanaev, I. G. Mannanov. Wedge dislocations, three-dimensional gravity, and the Riemann-Hilbert problem. *Phys. Part. Nucl.*, 43(5):639–643, 2012.
- [34] M. O. Katanaev and I. G. Mannanov. Wedge dislocations and three-dimensional gravity. *p-Adic Numb. Ultramet. Anal. Appl.*, 4(1):5–19, 2012.
- [35] K. Bakke and C. Furtado. Abelian geometric phase due to the presence of an edge dislocation. *Phys. Rev.*, A87(1):012130, 2013.
- [36] M. O. Katanaev. Rotational elastic waves in double wall tube. *Phys. Lett. A*, 379(24–25):1544–1548, 2015.
- [37] M. O. Katanaev. Rotational elastic waves in cylindrical waveguide with wedge dislocation. *J. Phys. A*, 49:085202, 2016.
- [38] M. F. Ciappina, A. Iorio, P. Pais, and A. Zampeli. Torsion in quantum field theory through time-loops on Dirac materials. *Phys. Rev.*, D101(3):036021, 2020.
- [39] M. O. Katanaev. Description of Disclinations and Dislocations by the Chern–Simons Action for SO(3)-connection. *Phys. Part. Nucl.*, 49(5):890–893, 2018.
- [40] M. O. Katanaev. Chern–Simons Action and Disclinations. *Proc. Steklov Inst. Math.*, 301:114–133, 2018.
- [41] M. O. Katanaev. Gauge parameterization of the n -field. *Proc. Steklov Inst. Math.*, 306(3):127–134, 2019.
- [42] M. O. Katanaev. The ’t Hooft–Polyakov monopole in the geometric theory of defects. *Mod. Phys. Lett.*, B34(12):2050126, 2020.
- [43] M. O. Katanaev and B. O. Volkov. Point disclinations in the Chern–Simons geometric theory of defects. *Mod. Phys. Lett.*, B, 2150012, 2020.
- [44] L. D. Landau, E. M. Lifshits. *Theory of Elasticity*. Pergamon, Oxford, 1970.
- [45] W. Nowacki. *Teoria sprężystości*. Warszawa, Państwowe Wydawnictwo Naukowe, 1970.

- [46] B. A. Dubrovin, A. T. Fomenko, S. P. Novikov. *Modern Geometry: Methods and Applications*, Part 1, *The Geometry of Surfaces, Transformation Groups, and Fields*. Springer, New York, 1992
- [47] Kobayashi, S. and Nomizu, K. *Foundations of differential geometry*. Volumes 1, 2. Interscience publishers, New York – London, 1963,1969.
- [48] A.M.Kosevich. *Physical Mechanics of Real Crystals*. Kyiv, Naukova Dumka, 1981 (in Russian).
- [49] G. 't Hooft. Magnetic monopoles in unified gauge theories. *Nucl. Phys. B*, 79(2):276–284, 1974.
- [50] Polyakov, A. M. Particle Spectrum in the Quantum Field Theory. *JETP Letters*, 20(6):194–195, 1974.
- [51] Monastyrsky, M. *Topology of gauge fields and condensed matter*. Springer, New York, 1993.
- [52] Rubakov, V. A. *Classical Theory of Gauge Fields*. Princeton University Press, Princeton, 2002.
- [53] Ya. Shnir. *Magnetic Monopoles*. Springer–Verlag, Berlin, Heidelberg, 2005.
- [54] Bogomol'nyi, E. B. The stability of classical solutions *Sov. J. Nucl. Phys.* 24(4): 449–454, 1976.
- [55] M. K. Prasad and C. H. Sommerfield. Exact classical solution for the 't Hooft monopole and the Julia-Zee dyon. *Phys. Rev. Lett.*, 35:760–762, 1975.
- [56] S. S. Chern and J. Simons. Characteristic forms and geometric invariants. *Annals Math.*, 99(1):48–69, 1974.
- [57] Vladimirov, V. S. *Equations of Mathematical Physics*. Marcel Dekker, New York, 1971.