

Networked Twins and Twins of Networks: an Overview on the Relationship Between Digital Twins and 6G

Hamed Ahmadi *Senior Member, IEEE*, Avishek Nag *Senior Member, IEEE*, Zaheer Khan *Senior Member, IEEE*, Kamran Sayrafian *Senior Member, IEEE*, Susanto Rahadrja *Fellow, IEEE*

Abstract—Digital Twin (DT) is a promising technology for the new immersive digital life with a variety of applications in areas such as Industry 4.0, aviation, and healthcare. Proliferation of this technology requires higher data rates, reliability, resilience, and lower latency beyond what is currently offered by 5G. Thus, DT can become a major driver for 6G research and development. Alternatively, 6G network development can benefit from Digital Twin technology and its powerful features such as modularity and remote intelligence. Using DT, a 6G network (or some of its components) will have the opportunity to use Artificial Intelligence more proactively in order to enhance its resilience. DT’s application in telecommunications is still in its infancy. In this article we highlight some of the most promising research and development directions for this technology.

Index Terms—Digital Twin, 6G, Industry 4.0, Artificial Intelligence, Machine Learning, Network Resilience

I. INTRODUCTION

As commercial deployments of the fifth generation of mobile networks (5G) continues in several countries, researchers in the industry and academia have started to focus on the sixth generation of mobile networks (6G). A range of new technologies such as use of higher frequency bands (THz), Orbital Angular Momentum (OAM) multiplexing, and intelligent surfaces have been proposed for this purpose. In addition, innovative paradigms like integration of terrestrial and satellite networks, massive use of Machine Learning (ML) and Artificial Intelligence (AI), and quantum and molecular communications for the physical, Medium Access Control (MAC), and network layers are also under development. All of these upcoming technologies and paradigms can be considered as enablers of 6G [1], [2], [3]. However, researchers are still debating on the importance or potential role of each one of the aforementioned technologies in 6G. For example, Viswanathan and Morgensen [1] believe that Unmanned Aerial Vehicles (UAVs) and cell-free communications belong to the 5G era, whereas Quantum, Visible Light, and molecular communications are more long-term technologies which will not be mature enough even for 6G implementation. Since 6G is not fully defined yet, these views are not necessarily shared by other researchers.

Unlike the disagreement on the exact technologies that are needed for the development of 6G, there are more productive

TABLE I: KPIs of 5G and 6G [1], [2], [3].

KPIs	5G	6G
Data rate	10+Gbs	100 Gbs
Delay	1 ms	0.5 ms
Position precision	meter	centimeter
Reliability	99.9%	99.999%
Device intensity	1 Million/Km ²	10 Million/Km ²
Spectral efficiency	-	3x more than 5G
Energy Efficiency	-	10x more than 5G

discussions and close to agreement on 6G Key Performance Indicators (KPIs). Table I shows the targeted KPIs of 6G in comparison to 5G which are gathered from [1], [2], [3].

These KPIs are generally defined to satisfy the requirements of the driving applications of 6G such as connected robotics, autonomous systems, Augmented Reality (AR)/Virtual Reality (VR)/Mixed Reality (MR), Blockchain and Trust technologies, and wireless brain-computer interfaces [2]. Some of these applications like connected robotics or AR/VR/MR have been considered in 5G but their massive use could demand higher levels of KPIs beyond what is achievable by 5G [2]. For example, applications like autonomous driving and immersive AR/VR/MR with high definition 360° video streaming for navigation and/or entertainment are expected to require 99.999% reliability and one millisecond latency [4].

The technologies and driving applications of 6G enable an environment where a comprehensive digital representation of the physical world can be created and maintained through Digital Twins (DTs) of various objects. A DT is a real-time evolving digital duplicate of a physical object or a process that contains all of its history [5]. Its implementation involves massive real-time multi-source data collection, analysis, inference, and visualisation. Although the DT technology already exists in some industrial applications supported by 5G or even 4G [6], it has not been widely adopted in other sectors, and has not reached its full potential. The need for high throughput (100 Gbs), reliable (99.999%) and pervasive communication is one of the bottlenecks in realising DT’s potential, requiring beyond-5G technologies. Therefore, 6G can be considered as an enabler for massive adoption of DTs.

The popularity of DT depends on the popularity and necessity of its applications. Potential high-connectivity-demanding and rapidly emerging applications of DT ranging from aerospace, which has very high mobility, to Industry 4.0, which has very high number of devices in a location, and

H. Ahmadi is with the University of York, UK. A. Nag is with University College Dublin, Ireland. Z. Khan is with 6G centre, University of Oulu, Finland. K. Sayrafian is with National Institute of Standards and Technology, USA. S. Rahadrja is with Institute for Infocomm Reseach, Singapore.

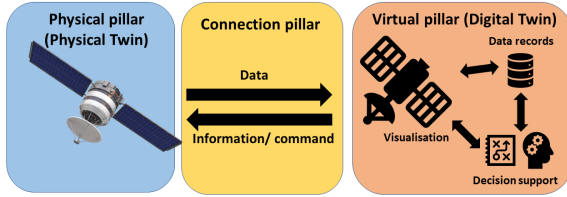


Fig. 1: Pillars of a Digital Twin System

healthcare with high reliability requirement, could be a major driver toward the development of 6G [6]. In this paper we also argue that the network itself can have its DT which will be an important application of DT. In addition, as will be discussed in the next sections, the DT technology itself integrated with AI could act as a facilitator toward this development.

In this paper, we aim to highlight and further explore this relationship between 6G and DT. Section II will further describe DT and its features and requirements. Potential application of DT in future communication networks and in particular 6G are presented in Section III. 6G as a facilitator for wide adoption of DTs is then discussed in Section IV. Finally, a road-map for future research directions and some concluding remarks are presented in Section V and VI, respectively.

II. DIGITAL TWIN

The term “Digital Twin” was first coined by Grieves in 2003 [7]. The technology became more popular after the emergence of Industry 4.0 (in 2016) as it enabled integration of digital manufacturing and cyber-physical systems.

A DT can be defined as a “virtual representation of an asset, providing both a historical ledger of the asset’s previous states, and real-time data on the asset’s current state”. The asset can be an object, a machine, a process, or even a system. A DT requires a real-time bidirectional connection with its Physical Twin (PT). It should be clarified that DT is more than an avatar, a surveillance, a simulation, or a simple model. An avatar is a limited replica of the physical asset without any possibility of controlling the asset. In addition, the bidirectional connection with the PT, makes a DT more sophisticated and capable than a surveillance system. Unlike *simulation*, a DT ideally represents an actual asset with as little assumptions or simplifications as possible (except those that are required to digitally encode the physical asset involved).

While a DT can benefit from AR/VR/MR for visualisation purposes, it is different from *augmented virtuality*. The main focus and goal of *augmented virtuality* is representation and human interaction. However, DTs mainly focus on maintaining the full history and up-to-date information of the assets/systems to facilitate intelligent and data-supported decision making [8]. In the following, we briefly discuss key features and specifications of DT as well as relevant standardisation activities and challenges.

A. Key Features of Digital Twin

1) *Pillars*: A DT system is composed of three pillars i.e., physical, digital/virtual, and connection pillars [6]. Figure 1

presents an example of a DT system and its pillars. The physical pillar, representing the PT, is the actual asset which is the basis of the digital model and the source of its data. The virtual/digital pillar, or equivalently the DT, is the host of the data models, historical data of the PT, decision support, AI, and visualisations. The DT is capable of sending control commands to the physical pillar. The connection pillar between a PT and a DT is the communication bridge that allows for the exchange of data and control commands among them. The connection pillar is not necessarily symmetric as the flow of data in each direction, PT-to-DT versus DT-to-PT, requires different levels of Quality of Service (QoS). In this paper, the phrase *DT system* refers to a complete system consisting of all three pillars, while the term *DT* only indicates the digital pillar of the system. It should be emphasized that the DT or digital pillar of any physical asset is only meaningful when it is functioning as part of a complete DT system.

2) *Modularity*: Modularity is the key to interoperability and interchangeability. Modularity enables the system to evolve as the technology on each component evolves. In a modular system the interfaces are standardised and therefore the components can be replaced, due to technology upgrade or maintenance seamlessly.

A DT can be highly modular [9]. It is possible to create a DT for every single component of an asset and create a mega-DT by interconnecting the smaller DTs representing those components. This feature enables rapid reproduction of processes and knowledge transfer. Modularity of a DT allows creating hybrid simulation and prototyping systems. In such systems, the DTs of existing physical subsystems are combined with a simulation of subsystems which still do not have a corresponding PT. A hybrid system can accelerate the design, development, and prototyping of new products and services. It can also enable performance testing of the physical subsystems in a virtual replica of the target application environment (within the boundaries of the data model used to represent the related PTs).

3) *Remote Intelligence*: The capability to apply remote intelligence to enhance the operation of the PT is another important feature of a DT. A resource-limited physical device or an old machinery can become more efficient or intelligent by running data analysis, AI algorithms, or even conventional optimisation and/or analysis algorithms on its DT which can be located at the edge, or in the cloud.

B. Standardisation

Modularity feature of DT enables creation of mega-DTs by rapid reproduction of processes from DTs of different components. This necessitates interoperability among these components and therefore highlights the importance of DT standardisation. The current activities on DT standardisation are focusing on data collection, storage, and exchange [10]. Microsoft¹ is developing a programming language independent

¹Commercial products and companies mentioned in this paper are merely intended to foster understanding. Their identification does not imply recommendation or endorsement by the National Institute of the Standards and Technology.

data management model based on JavaScript Object Notation for Linked Data (JSON-LD) called *Digital Twin Definition Language* (DTDLD). DTDLD is used for data management of DTs that are deployed using Microsoft Azure. Although DTDLD addresses the interoperability challenges on Azure-based DTs, lack of comprehensive standardisation could affect DT adoption especially for their deployment on the edge [9].

Another candidate for widespread standardisation of DTs could be the functional mockup interface (FMI) (<https://fmi-standard.org/>). It is currently a free standard that enables building DTs of different PTs using combinations of XML and C codes.

Several other relevant existing standards for example, Object Linking and Embedding for Process Control (OPC) Unified Architecture (OPC-UA), which is a standard for machine-to-machine communication can be leveraged towards DT standardisation. OPC-UA can be used to connect the components of the PT and then the communication links between the PT and the DT can utilise existing application programming interfaces (APIs) like the REpresentational State Transfer (REST) API. All these standards along with newly defined ones can be brought together to define a unified set of standards for DTs.

III. DIGITAL TWIN OF COMMUNICATION NETWORKS

So far the DT technology has been adopted in manufacturing, healthcare, and aviation [9]. In telecommunications industry, companies like Spirent Communications and British Telecommunication (BT) have started developing DTs for 5G network components. These activities will pave the way for full adoption of DT in 6G.

Similar to its application in other industries, using DT of a telecommunication network or any of its components can significantly improve network design and maintenance. This directly affects network's life cycle as discussed in the remainder of this section.

A. Network and DT's life cycle

The evolving digital replica of a network that is provided by its DT can assist in the design, deployment, operation, and expansion phases of a network. This is shown in Figure 2 and further illustrated in the following.

1) *Design and deployment*: In the era of DTs, simulation and model-based network design is replaced by an analytics-supported design process. Modularity of DTs enables network designers to exploit the existing knowledge on DTs of various networks' components. Engineers will then be able to design the communication network by creating a hybrid-simulation environment using the modularity feature. As observed in Figure 2, the design and deployment phase starts with a physical component of the network such as a Base Station (BS) (shown in blue highlight) and its DT. The rest of the network is designed in digital domain using AI. Once the design process, test, and verification is complete through analytics in the hybrid system, the deployment phase starts (the BS shown in grey highlight). As different sections (or subsystems) of the network are deployed, their DTs will be created and merged with the hybrid simulation environment. By the end of the

deployment phase, the hybrid system becomes a complete DT. The key difference in this methodology compared to existing network simulation and planning tools used in 5G and earlier generations, including general ones and proprietary tools, is that, DT-based systems are connected to deployed physical subsystems and the whole system evolves as the deployment proceeds.

2) *Smart operation, maintenance, and resilience*: Phase two deals with the operation of the network as shown in Figure 2's operation phase. Here, an AI-enabled DT optimises the operational parameters of the network based on the real-time data and the knowledge generated through prior experience. Resilience is the ability of the network to maintain an acceptable level of service in the event of various faults and challenges to normal operation [11]. *Resilience* cannot be achieved if the network is not prepared for potential disruptions. AI can check all possible *what-if* scenarios and choose the network configuration which guarantees operation with the highest QoS. This is a step beyond what is known as Self-organising Network (SON). To achieve real resilience, the AI in the DT acts beyond self-optimisation and self-healing, and performs prediction and strategic planning. In SON, questions like placement of the required intelligence and the coordination with legacy systems still remains unclear. DT modularity supports intelligence at the edge, federated learning, and transfer learning to provide maximum resilience [4]. Basically modularity will bring the flexibility to add and remove crucial components at different locations and essentially provide the redundancy as and when needed. It is true that redundancy improves the resilience, but it also increases cost and overhead. Our point is that with DT modularity, intelligence is supported and intelligence predicts potential disruptions. Predicted disruptions can be taken care of before happening and the system will be resilient without the need of having costly redundant copies for each and every component. Also, additional sensors and edge computation can be used to create DTs for legacy equipment.

Maintenance, prediction, and strategic planning can be better clarified with the following toy example. The equipment used in a network have a certain lifetime beyond which they either need maintenance or replacement. The estimated lifetime is normally provided by the manufacturer. However, in practice, the actual lifetime could differ from this estimate based on the working load and physical condition of the operating location. The AI on the network's DT or each of its component's DT are capable of learning each component's lifetime from the manufacturer data, the real-time data received from the PT, as well as other external factors. As a result, the DT can modify the network's working conditions to maximise the lifetime of different equipment and/or efficiently schedule maintenance time. In real scenarios, other than this toy example, the optimisation should consider optimal service and other important criteria too. Using AI facilitated by DT to support network's operation, enables the network to predict its disruptions caused by components failure or other sources, proactively respond to them, and/or prevent them before happening.

3) *Knowledge transfer, and robust expansion*: The last phase of most products in manufacturing is dismissal phase

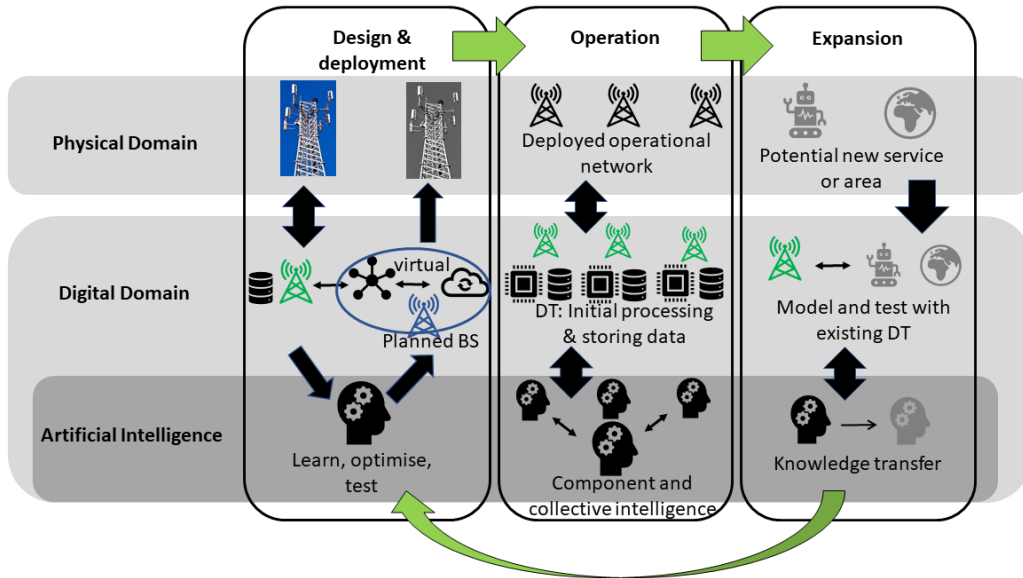


Fig. 2: A network's life cycle using DT. The grey icons like base station indicate that they have not been deployed yet, and the action results of the other side of arrow leads to their existence.

and release of a new product based on the changes in the market and the lessons learnt from the existing product. In telecommunications domain we can translate it to network expansion to new domains, geographical locations, and/or providing new services; for example, using DT of a 5G network to transfer knowledge for the design phase of 6G. Disconnected twins of components' or the complete network can be used for the design of new networks and testing new services. Additionally, operators can monetise their experience by selling the data and the created knowledge via disconnected twins [12]. As shown in Figure 2, this phase closes the network life cycle loop.

B. DT of the next-generation of networks

As 5G has already reached its deployment phase and its standardisation has been almost completed, DT-based design and operation of networks can show its benefit mostly in 6G. Using DT-based approach, 6G can be designed and standardised in a more data-oriented fashion. In the operation phase, 6G will be capable to handle its own DT while the massive overhead created by the DT of the network cannot be handled by 5G while supporting its high throughput and/or ultra delay sensitive usual services. 6G's high KPIs in addition to its synergy with AI, will enable it to support the additional overhead to have its own DT. In the next Section, we present how 6G can support other DTs.

IV. 6G AS AN ENABLER OF DIGITAL TWIN

As discussed so far, a DT is implemented using a combination of a simulation of the physical system and a means to *communicate* all the data generated by the physical system to its DT and, the AI-processed, command and control from DT to the physical system. The *communication* part involved in the successful synergy between a DT and its corresponding

PT has to support ultra-reliable, real-time (or semi-real-time depending on the application), and high QoS communication.

At present, DT technology is mainly used in industrial plants and it is supported by 5G or earlier generations of communication protocols. It is quite conceivable that wide adoption of this technology results in higher capacity demands as well as new scenarios beyond the capabilities of 5G. Next we discuss some of these scenarios.

General Electric is one of the pioneers in using DT technology in manufacturing. According to the company \$1.6B has been saved by early detection of industrial components failure through continuous remote monitoring of assets [13]. In such scenarios, network reliability is extremely important, and full wired connection is not an option due to its complexity of installation and high cost. 6G promising a reliability of 99.999% translates to a yearly downtime of 5 minutes as compared to the 8-and-half hours of downtime with 5G's 99.9% reliability. Therefore, for future massive-scale industrial IoT applications facilitated by DTs, a 6G network is more advantageous than its 5G counterpart.

Figure 3 gives a schematic detail of how a PT in an industrial Internet of Things (IoT) use-case can have different DTs for each of its components distributed over the cloud and the edge, supported by a 6G network infrastructure. The PT, a factory with different physical systems, is modelled as a combination of several DTs. The DTs are distributed in various cloud and edge servers. The red dotted-lines represent logical bidirectional connections between the PT and the DTs. The network infrastructure as depicted in Figure 3 has a fully automated control plane. This control plane can orchestrate the network using AI algorithms that are continuously trained by the network data. AI-supported autonomous operation of this complex system (mega-DT) requires near-perfect connection between the DTs on the edge and the cloud servers. 6G can support this mega-DT with millisecond latency, 100 GB/s data

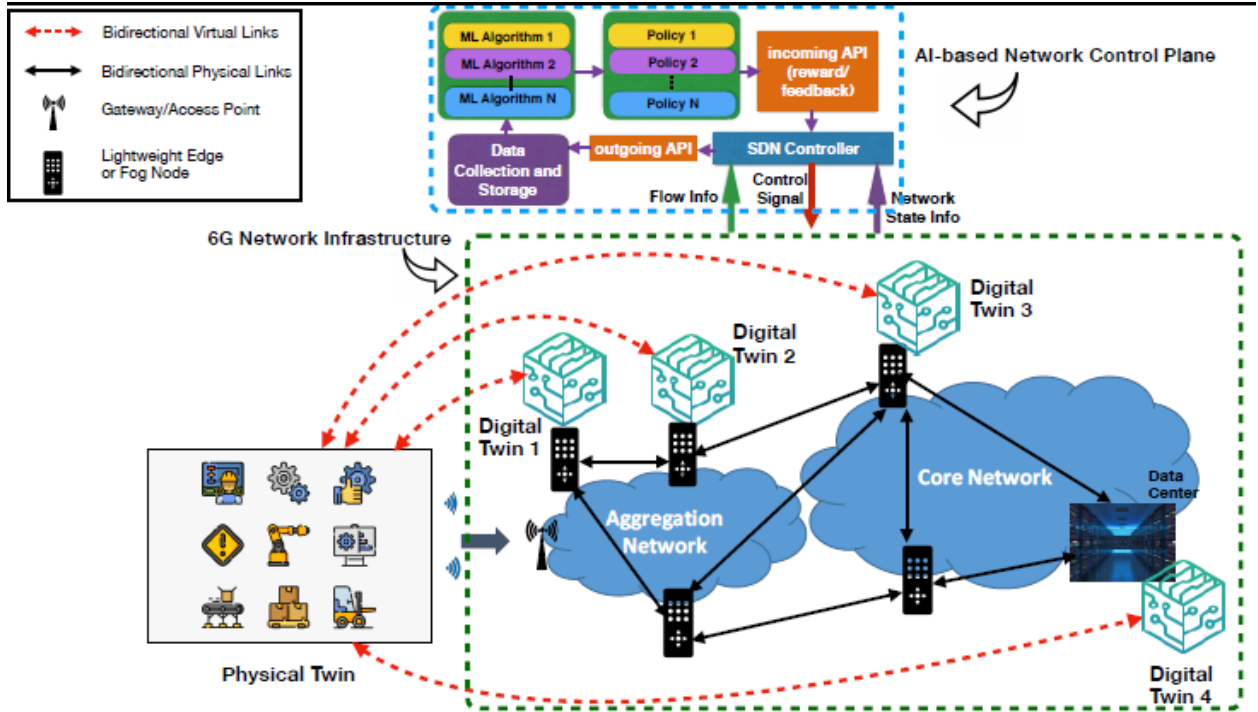


Fig. 3: Communication of PT and Digital Twin over a 6G network

rate and 99.999% reliability.

A DT system can benefit from integrated modern visualisation technology in order to display complex data types to the users. To enable that, many networked data-collection devices e.g., high-resolution cameras, are required and this has to be enabled in the edge networks [5]. Processing ultra-high-definition videos along with complex AI algorithms like Deep Learning would require significant processing power localised in a single or few nodes. A more feasible solution is to enable federated AI where different components of the AI algorithms can be distributed over the network nodes [4]. For example, a deep neural network can have some of its inputs/outputs in the low-complexity edge nodes while hidden neurons reside in the cloud with more processing power. These spatially distributed components of the neural network require ultra-reliable communication to avoid erroneous training and output. Although federated AI has been implemented using 5G in small scale, its larger and more complex deployment could require 99.999% reliability and one millisecond latency of 6G [4].

Furthermore, due to the modularity feature of DTs, they may not be localised in either a single node or a small subset of nodes [9]. As a result, the data associated with the DTs and the AI that operates on these data may have to be distributed over the cloud and/or several edge servers across the network. Seamless communication among these distributed DTs, computation associated with the distributed AI operating on these DTs, and maintaining security and integrity of these data is a challenge. One solution is using Blockchain-based transactions between these nodes. However, high transaction throughput requirement (i.e., 10,000 transactions per second and millisecond latency) of private and

consortium Blockchains can only be satisfied by 6G-level of QoS [1].

V. FUTURE RESEARCH DIRECTIONS

Having introduced the concept of DT in telecommunications and its potential roles in setting up and transforming 6G networks, both as an enabler and a use-case, in this section we enumerate several key research directions related to this combined field.

A. DT Ownership Issues

DT ownership is a challenging issue with technical, financial, and legal aspects. The challenge is mainly caused by the potential difference in the ownership of the physical entity and the DT platform. A simplified example of this scenario is the common fitness trackers. A fitness tracker device is owned by an individual, while the generated data is owned by and stored on the application provider's cloud. Normally, the individual can only access the data via a specific application interface without the option of exporting the data. However, the individual can disconnect the fitness tracker or simply stop using it at any time. Since a DT contains more detailed information and needs to be always connected with the physical object, ownership issues must be clarified. This is especially important considering the General Data Protection Rules (GDPR) introduced in the European Union. In [12], the authors considered home appliances in an IoT scenario. The owner of an appliance, if also interested in full ownership of the data, can buy, install and maintain its DT on his/her home gateway. While this is a viable option, it requires owning a gateway with sufficient storage capacity and security. Alternatively, the

appliance owner can rent cloud/fog/edge services to install and maintain the DT. Therefore, the ownership issue will go hand-in-hand with cloud/fog/edge computing and placement challenges. In [12] the IoT devices are connected to the home network and the ownership scenario will be more complicated in industrial settings with the use of 6G. The investigation of more complicated ownership-related scenarios, especially for process or system DTs with multiple components owned by different entities, remains open for further research.

B. Ultra-Low-Latency and Reliable Communication between DT and PT

As mentioned previously, a seamless real-time data exchange between the DT and the PT is a necessary condition to define a DT system. Significant amount of data has to be continuously and reliably exchanged between the pair. The software tools, data analytics modules, and the data that makes the DT an appropriate clone of the PT should mostly be stored in the cloud. However, for some critical use-cases e.g., the DT of a remote-surgery system, implementation in the edge might be preferred [14].

Whatever the scenario, it is anticipated that most DT implementations would require Ultra-Low-Latency and Reliable Communication between the DT and its PT. Recent research studies have established the importance of Ultra-Low-Latency and Reliable Communication for some future applications, and reported the development of technologies and algorithms that could make that achievable [1], [2]. However, further breakthroughs across all protocol layers of the network are still needed to achieve strict latency and reliability requirements.

C. Federated DT in the Cloud/Edge

Resources such as power, storage, high-speed memory are sometimes constrained in today's networks. Therefore, significant resource management is necessary to sustain a technology like the DT, which includes communication, data analysis, and AI-based computation. To accommodate various use-cases of 6G-and-beyond-networks, it is anticipated that a large percentage of the computation (including AI algorithms) and storage is moved to the edge of the network [4]. The trend will be similar if 6G-and-beyond-networks have to support massive adoption of DT technology. Having said that, it will be almost imperative that several backend solutions enabling a DT for a particular PT need to be hosted in multiple data centers in the cloud and/or edge.

There are several reasons for the need to do this distribution or even replication of DTs. First of all, the storage and computing facilities of the servers in the cloud or the edge may pose system-level limitations to host a DT in one place. This might create unnecessary performance bottlenecks. Secondly, there might be failures in the servers or network links which might hamper the seamless connectivity between a PT and its DT. Therefore, it is pragmatic to distribute multiple copies of DTs all over the cloud and/or the edge servers as illustrated in Fig. 3.

Several components of the cloud and/or edge distributed DTs need to communicate with one another to exchange data

and/or train AI models to establish automated and intelligent operations. This can be termed as *federated DT* similar to the concept of federated learning as proposed in [4]. It is a challenging task to run such forms of synchronised and collaborative AI algorithms over the nodes of the network. This is still an open research area.

D. DT of an Entire Network

As mentioned before, the DT technology has not been utilised much for telecommunication networks. Today's telecommunication networks are getting softwarised, owing to new trends like Software Defined Network (SDN) and Network Function Virtualisation (NFV). The advent of AI in addition to the network softwarisation is further pushing the drive towards automated and autonomous telecommunication networks. Therefore, apart from the physical infrastructure (i.e., transceivers, antennas, optical fibers, filters, etc.) most of the other network components can be implemented as cloud-native software.

This would constitute a paradigm shift in terms of how the future networks can be managed and used, if a composite DT of an entire network can be created. If the DTs of the physical components of the networks (i.e., transceivers, switches, links) can be implemented, they can be nicely intertwined along with the other softwarised components of the network to form a composite DT of the network. Just like a massive manufacturing unit or a giant space shuttle can be troubleshoot and managed by tuning several parameters on their DTs, an entire network can also be managed, upgraded, and troubleshoot using its DT. Several network services and new technologies pertaining to the networks can also be tested and pre-implemented on these massive-scale network DTs before deploying in the real networks.

Figure 4 captures our vision towards enabling the DT of an entire network. It also highlights some of the related research issues like network monitoring and troubleshooting using AI-based analytics and ownership issues using *smart contracts* hosted in a Blockchain.

E. Experimental Investigation of DTs

The development of a complete LTE network using commercially available software components such as Amarisoft™ LTE 100 eNodeB, UE from software radio systems (srsUE™) and a generic RF front end has been documented in [15]. This network was entirely switched ON/OFF using a python and Linux based code. The code would turn on the LTE network, stream a YouTube video, collect data from the video for analysis in real-time and plot various performance curves. A similar type of setup can prove to be a suitable starting point for an experimental investigation of the DT of a network. More developments would still be required to build a Graphical User Interface (GUI) to visualise the operations of all components, and to set up real time connections between the graphical representations of the DTs and the PTs.

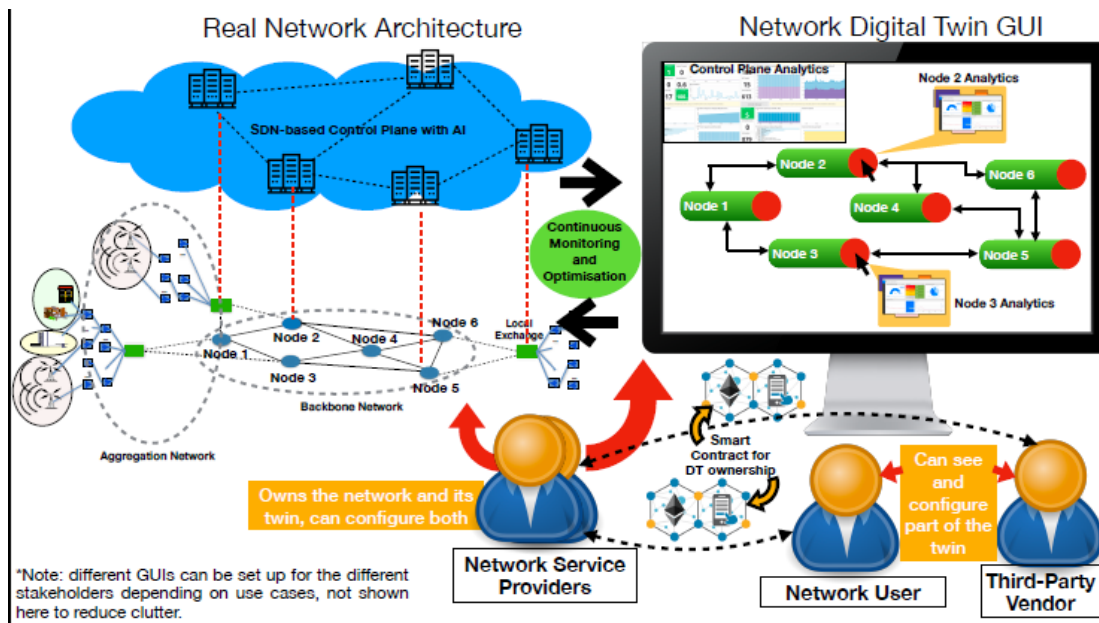


Fig. 4: Digital Twin for an entire network

VI. CONCLUSIONS

In this paper we discussed the application of DT in networking and presented its potential relationship with 6G. While 6G can facilitate realisation and adoption of DT in several industries by providing the required levels of reliability and speed, DT integrated with AI can also facilitate 6G networks design, deployment, and operation. This approach can have significant impact on achieving high network resilience. Additionally, demanding applications of DT ranging from aerospace to Industry 4.0 and healthcare, could be a major driver towards the development of 6G. Potential DT-related research directions have also been highlighted in the paper.

REFERENCES

- [1] H. Viswanathan and P. E. Mogensen, "Communications in the 6G Era," *IEEE Access*, vol. 8, pp. 57 063–57 074, 2020.
- [2] W. Saad, M. Bennis, and M. Chen, "A Vision of 6G Wireless Systems: Applications, Trends, Technologies, and Open Research Problems," *IEEE network*, 2019.
- [3] The 5G Infrastructure Association, 5G-PPP, "European vision for the 6g network ecosystem," *White paper*, no. 1, pp. 1–51, June 2021.
- [4] J. Park, S. Samarakoon, M. Bennis, and M. Debbah, "Wireless network intelligence at the edge," *Proceedings of the IEEE*, vol. 107, no. 11, pp. 2204–2239, 2019.
- [5] Y. He, J. Guo, and X. Zheng, "From Surveillance to Digital Twin: Challenges and Recent Advances of Signal Processing for Industrial Internet of Things," *IEEE Signal Processing Magazine*, vol. 35, no. 5, pp. 120–129, 2018.
- [6] F. Tao, H. Zhang, A. Liu, and A. Y. C. Nee, "Digital Twin in Industry: State-of-the-Art," *IEEE Transactions on Industrial Informatics*, vol. 15, no. 4, pp. 2405–2415, 2019.
- [7] M. Grieves, "Digital Twin: Manufacturing Excellence through Virtual Factory Replication," *White paper*, vol. 1, pp. 1–7, 2014.
- [8] M. Maier, A. Ebrahimpzadeh, S. Rostami, and A. Benicche, "The internet of no things: Making the internet disappear and "see the invisible"," *IEEE Communications Magazine*, vol. 58, no. 11, pp. 76–82, 2020.
- [9] A. Rasheed, O. San, and T. Kvamsdal, "Digital Twin: Values, challenges and Enablers from a Modeling Perspective," *IEEE Access*, vol. 8, pp. 21 980–22 012, 2020.
- [10] M. Jacoby and T. Usländer, "Digital twin and internet of things—current standards landscape," *Applied Sciences*, vol. 10, no. 18, p. 6519, 2020.

- [11] H. Ahmadi, G. Fontanesi, K. Katzis, M. Z. Shakir, and A. Zhu, "Resilience of airborne networks," in *2018 IEEE 29th Annual International Symposium on Personal, Indoor and Mobile Radio Communications (PIMRC)*, 2018, pp. 1–2.
- [12] C. Altun, B. Tavli, and H. Yanikomeroglu, "Liberalization of Digital Twins of IoT-Enabled Home Appliances via Blockchains and Absolute Ownership Rights," *IEEE Communications Magazine*, vol. 57, no. 12, pp. 65–71, 2019.
- [13] *Remote Monitoring Powered by Digital Twins*. [Online]. Available: <https://www.ge.com/digital/industrial-managed-services-remote-monitoring-for-iiot/>
- [14] H. Laaki, Y. Miche, and K. Tammi, "Prototyping a Digital Twin for Real Time Remote Control Over Mobile Networks: Application of Remote Surgery," *IEEE Access*, vol. 7, pp. 20 325–20 336, 2019.
- [15] I. Gomez, P. Sutton, A. Nag, A. Selim, L. Doyle, V. Ramachandran, and A. Kokaram, "A software radio lte network testbed for video quality of experience experimentation," in *2017 Ninth International Conference on Quality of Multimedia Experience (QoMEX)*, 2017, pp. 1–3.

BIOGRAPHIES

Hamed Ahmadi (SM'15) is an assistant professor in the department of Electronic Engineering at University of York, UK. He received his Ph.D. from National University of Singapore in 2012. Since then he worked at different academic and industrial positions in Ireland and UK. His research interests include design, analysis, and optimization of wireless communications networks, application of machine learning and Blockchain in wireless networks.

Avishek Nag (SM'18) is currently an Assistant Professor in the School of Electrical and Electronic Engineering at University College Dublin (UCD) in Ireland. Dr Nag received his PhD degree from the University of California, Davis. He worked as a research associate at the CONNECT Centre for future networks and communication in Trinity College Dublin, before joining UCD. His research interests include the application of optimisation theory, AI, and Blockchain in telecom networks. Dr Nag is the outreach lead for Ireland for the IEEE UK & Ireland Blockchain Group.

Zaheer Khan received Dr.Sc. degree in electrical engineering from the University of Oulu, Finland, in 2011. He was a Research Fellow/Principal Investigator with the University of Oulu, from 2011 to 2016, where he is currently an Adjunct Professor. His research interests include the implementation of advanced signal processing and wireless communications algorithms on Xilinx FPGAs and Zynq system-on-chip (SoC) boards, application of game theory to model distributed wireless networks, and wireless signal design. He was a recipient of the Marie Curie Fellowship, from 2007 to 2008.

Kamran Sayrafian (SM'06) is a Senior Scientist and Program Lead at the Information Technology Laboratory of the National Institute of Standards and Technology (NIST) located in Gaithersburg, Maryland. He is leading several strategic projects related to the application of IoT in Healthcare. Dr. Sayrafian is also an affiliate Associate Prof. of Concordia University in Montreal, Canada since 2016. He is currently member of the Editorial Board of the IEEE Wireless Communication Magazine. His research interests include IoT-Health, micro energy-harvesting technology, mobile sensor networking and RF-based positioning. He has published over 120 conference and journal papers, and book chapters in these areas, and has been the recipient of the IEEE PIMRC 2009, SENSORCOMM 2011, IEEE CSCN 2018 and IEEE EuCNC 2019 best paper awards. Dr. Sayrafian is the co-inventor/inventor of four U.S. patents.

Susanto Rahardja (F'11) is currently with Institute for Infocomm Research. His research interests are in multimedia, signal processing, wireless communications, discrete transforms, machine learning and signal processing algorithms and implementation. Dr Rahardja has more than 15 years of experience in leading research team for media related research that cover areas in Signal Processing, Media Analysis, Media Security and Sensor Networks. He has published more than 300 papers and has been granted more than 70 patents worldwide out of which 15 are US patents. Dr Rahardja was past Associate Editors of IEEE Transactions on Audio, Speech and Language Processing and IEEE Transactions on Multimedia, past Senior Editor of the IEEE Journal of Selected Topics in Signal Processing, and is currently serving as Associate Editors for the Elsevier Journal of Visual Communication and Image Representation and IEEE Transactions on Multimedia.