

Aspects of wave propagation in a nonlinear medium: birefringence and the second-order magnetoelectric coefficients

Vitorio A. De Lorenci^{1,*}

¹*Instituto de Física e Química, Universidade Federal de Itajubá,
Itajubá, Minas Gerais 37500-903, Brazil*

Magnetoelectric materials have the interesting property of exhibiting polarization induced by a magnetic field or magnetization induced by an electric field. As a consequence, a multitude of effects can be produced by means of controllable external fields. A method for deriving phase velocities and its corresponding polarization vectors for light rays in nonlinear optical materials in a nondispersive regime is here revisited and used to study wave propagation in a certain class of second-order magnetoelectric media. In particular, the birefringence effect is theoretically examined and it is shown that it can be used as a tool to obtain most of the second-order magnetoelectric coefficients β_{ijk} of a material having an isotropic linear sector. Estimates of the effect are presented. Some optical properties of nonlinear materials presenting a natural optic axis are also discussed.

I. INTRODUCTION

Magnetoelectric materials, which includes chiral media, are characterized by the property of presenting polarization induced by a magnetic field and magnetization induced by an electric field. First investigations of light propagation in such systems date back to the 19th century, and includes important accounts by, among others, Arago [1], Biot [2], Pasteur [3], Fresnel [4], Curie [5], who discussed the existence of magnetoelectric optical effects by means of simple symmetry assumptions, and Drude [6], who presented the constitutive relations for an isotropic chiral medium. Modern theoretical and experimental investigations began to appear around the 1960s [7–13]. For instance, the magnetoelectric effect was measured [11] in Cr_2O_3 crystals, confirming a theoretical description of half a year before [10].

The study of the physical properties of these materials has become an increasingly active research topic over the years [14–20]. In spite of being tiny effects, the fact that they can be externally controlled by applied fields makes these systems particularly promising for eventual technological applications. Nowadays, with the astonishing improvement in the accuracy of electromagnetic-based apparatus, it seems clear that the conception of new devices working on the submicron scale and operating at extremely low power consumption is at hand [19–21].

The list of recent achievements in the domain of magnetoelectric materials is enormous and covers several branches of science (for a review see Ref. [20] and references therein). Just to mention a few recent results, we refer to the discussion of nonreciprocal transmission of light [22], the use optical magnetoelectric effect to identify antiferromagnetic domains [23], the proposal of submillimetric magnetoelectric antennas for wireless energy harvesting and magnetic field sensing [24], the electric field control of natural optical activity [25], the evidence for a Lorentz force acting on a light ray in multiferroic

materials [26], the usefulness of relativity theory in the understanding the phenomenology of the magnetoelectric effect [27] (see also Ref. [9]), the study of plane-wave propagation in the scenario of extreme magnetoelectric materials [28], and the possibility of inducing triple-refrindex of light [29, 30] in magnetoelectric metamaterials [31], among many others.

The above-mentioned trirefringence is related to the possible existence of three different solutions to the wave equation that propagate in the same direction but with different phase velocities, each one associated with an independent wave polarization vector. In terms of the existence of propagating waves in a natural medium, up to now only birefringence was experimentally observed, and it is worth mentioning that its use in science and technology is of great importance. It should also be mentioned that trirefringence appeared earlier in the context of vector potentials in isotropic birefringent media. It was shown [32] that, even though the electromagnetic fields are birefringent in such systems, three independent solutions for the vector potential are possible.

It is worth briefly presenting the nomenclature used to identify the different manifestations of the magnetoelectric effect (ME). A direct ME refers to an electric polarization induced by a magnetic field, while a converse ME refers to a magnetization induced by an electric field. The effect can be linear or nonlinear, depending on the power of the electric and magnetic fields appearing in the expansion of polarization (\vec{P}) and magnetization (\vec{M}) vectors. The most general linear ME occurs in optically anisotropic media (and is also referred to as the bianisotropic ME [33, 34]), in which both the direct and converse ME can occur at the same time, and the directions of \vec{P} and \vec{M} do not necessarily coincide with the directions of the electric and magnetic fields that induce the effect. Anisotropy can occur in any or all three possible sectors: dielectric, magnetic, or magnetoelectric. When the medium is such that polarization and magnetization are produced in the same direction of the inducing fields, the medium is denoted as optically isotropic. Hence, considering only the linear sector in the polar-

* delorenci@unifei.edu.br

ization and magnetization expansions, these effects are usually called linear anisotropic (or bianisotropic) and isotropic (or bisotropic) MEs. In the linear sector, the inducing fields can couple to the optical properties of the medium by means of certain coefficients. They are the first-order susceptibilities and are usually described by rank-two tensors which, in components notation, are the well known dielectric $\chi_{ij}^{(1)}$, magnetic $\tilde{\chi}_{ij}^{(1)}$, and magnetoelectric α_{ij} susceptibilities. When nonlinear contributions are considered, the effects become appreciably richer, but much smaller in magnitude. The first nonlinear contribution to \vec{P} or \vec{M} is quadratic in the electromagnetic fields. Thus, it can appear by means of couplings with the *square* of the electric or magnetic field, or even as a cross terms of these fields. Such ME are thus called *second-order* effects. To describe the coupling of the optical properties of the medium with the square of the fields, a rank-three coupling tensor, commonly called a second order susceptibility tensor, is needed. As there are four possible couplings, there are four of such tensorial quantities describing the optical properties of the medium. They are the second-order dielectric $\chi_{ijk}^{(2)}$, magnetic $\tilde{\chi}_{ijk}^{(2)}$, and magnetoelectric β_{ijk} and γ_{ijk} susceptibilities. All these coefficients originate in the expansion of the density of the free-energy of the medium [16, 35] in terms of the electromagnetic fields, as will be properly discussed later on in this text. It may happen that, due to symmetry aspects of the crystalline lattice, some of the nonlinear contributions are absent. For instance, in systems showing inversion symmetry the second-order coupling $\chi_{ijk}^{(2)}$ is identically zero. A possible way of referring to the above-mentioned effects is by means of the kernel letter associated with each specific coupling. For instance, linear magnetoelectric effects can generically be referred to as α -MEs, which can be isotropic or anisotropic, and similarly the nonlinear effects can be referred to as β -MEs or γ -MEs. Depending on the physical regime assumed in the investigation, these coefficients can be coupled to external static fields or variable fields. In the latter case they will be dependent on the frequency of the applied field and issues such as frequency conversion may be important.

The main objective of this work is to investigate monochromatic plane-wave propagation in a certain class of nonlinear magnetoelectric materials in a lossless and dispersionless regime (see however the discussion in Appendix B). Basically, the discussion is constrained to a regime in which the electric and magnetic fields can be written as a large constant part (background field) plus a small oscillating contribution (the wave field). The wave fields thus propagate in a medium whose optical nonlinearities are activated by the background fields. The analysis is restricted to the case in which nonlinearities are local in space and time. The discussed methodology can be straightforwardly applied to study wave propagation in many optical systems. Of particular interest are birefringence effects related to second-order nonlinear magnetoelectric contribution (related to β -ME) to

the polarization and magnetization of the material.

Following recent investigations [29, 30, 36], we start in the next section by stating Maxwell's field equations in general material media using component notation. Basic aspects of light propagation in nonlinear materials are summed up in a brief but self-contained presentation in Sec. II B, where we discuss the eigenvalue problem whose solutions lead to the phase velocities and the corresponding polarization vectors of light rays in such media. In particular, these results are used in Sec. III to study wave propagation in a second-order nonlinear magnetoelectric medium. It is shown that the eigenvalue problem results in a fourth-degree equation for the phase velocity of light rays propagating in such medium, as expected. The case of a nonlinear medium exhibiting an isotropic linear sector is examined in Sec. IV. It is shown that birefringence occurs in most of the configurations where an external field is present. Furthermore, the ordinary ray is not sensitive to the nonlinearities of the medium. The behavior of some idealized models are numerically examined, including their normal surfaces. The expression for the group velocities are also presented and it is shown that despite the fact that their magnitude coincides with the magnitude of the corresponding phase velocities, the group velocity related to the extraordinary ray propagates in a different direction as compared with the extraordinary phase velocity. Additionally, still in the context of systems presenting an isotropic linear sector, it is shown in Sec. IV B how measurements of the birefringence effect lead to the determination of almost all the components of the second-order magnetoelectric coefficient β_{ijk} . Estimates for birefringence measurements are discussed in Sec. IV C. Some aspects of nonlinear systems having a natural optic axis are briefly examined in Sec. V. Final remarks and conclusions are presented in Sec. VI. Furthermore, a concise review about the possible magnetoelectric couplings up to second order is presented in Appendix A, where the polarization and magnetization vectors are given by means of derivatives of the density of free-energy of the material. Finally, a brief discussion of time dispersion and its implications for the approximative method implemented for studying wave propagation is presented in Appendix B.

To work with more compact results, the three-dimensional component notation for vectorial and tensorial quantities will be mostly used. Thus, throughout the text Latin indices i, j, k, \dots run from 1 to 3 (the three spatial directions). The Einstein convention for sum is used, which means that repeated indices in a monomial indicate summation. Partial derivative with respect to coordinate x_i is denoted by ∂_i , while the time derivative is ∂_t . The three-dimensional Levi-Civita symbol ϵ_{ijk} is a completely antisymmetric quantity defined by $\epsilon_{123} = 1$. In this notation, the divergence of an arbitrary vector field \vec{s} is written as $\partial_i s_i$ while the k -th component of its curl is written as $\epsilon_{ijk} \partial_i s_j$. The elements of the three-dimensional identity matrix, $\text{diag}(1, 1, 1)$, are represented by δ_{ij} (the Kronecker delta), which coincides with the

metric of the tri-space, η_{ij} . It is helpful to set here the main notation for the wave vector \vec{q} which, in terms of the Cartesian unit basis vectors \hat{x}_i , reads $\vec{q} = q_i \hat{x}_i$. This vector can also be expressed in terms of its dimensionless unit vector $\hat{\kappa}$ as $\vec{q} = q \hat{\kappa}$. In component notation it reads $q_i = q \kappa_i$, such that $q_i q_i = q^2$ and $\kappa_i \kappa_i = 1$.

II. PRELIMINARIES

A. Field equations and constitutive relations

The general form of Maxwell's equations can be presented in component notation as follows,

$$\begin{aligned} \partial_i E_i &= \frac{\rho}{\varepsilon_0}, & \epsilon_{ijk} \partial_i E_j &= -\partial_t B_k, \\ \partial_i B_i &= 0, & \epsilon_{ijk} \partial_i B_j &= \mu_0 \varepsilon_0 \partial_t E_k + \mu_0 J_k, \end{aligned}$$

where ρ and J_k describe total charge and current densities of the system, respectively. These quantities can be written in terms of free charge density $\rho^{(\text{free})}$ and current density $J_k^{(\text{free})}$ contributions, polarization P_i , and magnetization M_i , such that $\rho = \rho^{(\text{free})} - \partial_i P_i$ and $J_k = J_k^{(\text{free})} + \epsilon_{ijk} \partial_i M_j + \partial_t P_k$. Then, defining the auxiliary fields $D_i \doteq \varepsilon_0 E_i + P_i$ and $H_i \doteq B_i / \mu_0 - M_i$, Maxwell's equations read,

$$\partial_i D_i = \rho^{(\text{free})}, \quad \epsilon_{ijk} \partial_i E_j = -\partial_t B_k, \quad (1)$$

$$\partial_i B_i = 0, \quad \epsilon_{ijk} \partial_i H_j = \partial_t D_k + J_k^{(\text{free})}. \quad (2)$$

Depending on the optical properties of a material medium, P_i and M_i can be expanded in terms of the fundamental fields E_i and B_i , as discussed in Appendix A. Such relationship leads to the constitutive relations, which can be conveniently presented as,

$$D_i = \varepsilon_{ij}(\vec{E}, \vec{B}) E_j + \tilde{\varepsilon}_{ij}(\vec{E}, \vec{B}) B_j, \quad (3)$$

$$H_i = \mu_{ij}^{(-1)}(\vec{E}, \vec{B}) B_j + \tilde{\mu}_{ij}^{(-1)}(\vec{E}, \vec{B}) E_j, \quad (4)$$

where the ε_{ij} , $\tilde{\varepsilon}_{ij}$, $\mu_{ij}^{(-1)}$, and $\tilde{\mu}_{ij}^{(-1)}$ describe the optical properties of the material and its relationship with external applied fields. They are just auxiliary quantities, in the sense that they are determined by the polarization and magnetization vectors for each material medium in consideration. Furthermore, as indicated, they are tensorial functions that generally depend on applied electric and magnetic fields, as occurs in nonlinear systems, and can also depend on thermodynamic variables, such as temperature. For instance, the Pockels electro-optic effect is associated with an effective dielectric permittivity of the type $\varepsilon_{ij} = \varepsilon_0(\delta_{ij} + \chi_{ij}^{(1)} + \chi_{ijk}^{(2)} E_k)$, which makes D_i a quadratic function of the applied electric field (see Appendixes A and B for more details about the origin of the susceptibility coefficients in ε_{ij}). On the other hand, a linear magnetoelectric medium would present all coefficients in Eqs. (3) and (4) as constants, resulting in a linear dependence between the auxiliary fields D_i and H_i

with the electromagnetic fields E_i and B_i . In such a particular domain, an extreme magnetoelectric medium is reported [28] to be characterized by $\varepsilon_{ij} = 0$ and $\mu_{ij}^{(-1)} = 0$.

It is worth clarifying the notation $\mu_{ij}^{(-1)}$. In the particular case of a linear and isotropic magnetic medium presenting constant magnetic permeability μ , it follows that $\mu_{ij}^{(-1)} = (1/\mu) \delta_{ij}$ and $\tilde{\mu}_{ij}^{(-1)} = 0$, so that Eq. (4) reduces to $H_i = (1/\mu) B_i$. Hence, $\mu_{ij}^{(-1)}$ has dimension of inverse of magnetic permeability. On the other hand, the upper symbol $^{(-1)}$ was kept in $\tilde{\mu}_{ij}^{(-1)}$ just for sake of symmetry in the notation. Additionally, it should be mentioned that there are equivalent ways of expressing the above constitutive relations. For instance we could proceed by keeping only $\varepsilon_{ij}(\vec{E}, \vec{B})$ and $\mu_{ij}^{(-1)}(\vec{E}, \vec{B})$ in these relations, without loss of generality. However it is mathematically opportune to express them in the above more expanded form.

In a more general scenario, when dispersion is considered, the coefficients in Eqs. (3) and (4) should be understood as integral operators, so that these relations also describe the causal relationship between the applied fields and the consequential medium response. Some basic aspects about this issue, are discussed in Appendix B, where a particular example based on a nonlinear medium is discussed.

B. The wave propagation in nonlinear media

In what follows, assuming the absence of free charges and currents ($\rho^{(\text{free})} = 0$, $J_k^{(\text{free})} = 0$), we investigate the main aspects of light propagation in nonlinear optical material in a lossless nondispersive regime.

Let the total electric field be split as a sum of a strong constant background field E_i^0 plus a weak but rapidly varying wave field $E_i^\omega = E_i^\omega(\vec{r}, t)$ contribution as $E_i = E_i^0 + E_i^\omega$, such that E_i^ω can be neglected when compared with E_i^0 , but $\partial_j E_i = \partial_j E_i^\omega$ and $\partial_t E_i = \partial_t E_i^\omega$. An analogous prescription applies to the magnetic field, $B_i = B_i^0 + B_i^\omega$. In other words, we are assuming the existence of constant and strong background fields (E_i^0 and B_i^0) that induce polarization and magnetization of the medium. The additional contributions, the wave-fields E_i^ω and B_i^ω , are considered as small perturbations that propagate through the modified medium without inducing appreciable effects on it. This means that second-order terms in the wave field are being neglected. In this approximative regime, issues related to causal behavior of the medium (due to the finiteness of light velocity, there will always be a delay between the applied fields and the medium response) would only be important during the interval of time when the background fields are being turned-on or -off.

We now look for monochromatic plane-wave solutions of the type $E_j^\omega = e_j \exp[i(\omega t - q_n x_n)]$ and $B_j^\omega = b_j \exp[i(\omega t - q_n x_n)]$, where ω is the angular frequency of the wave, q_n denotes the n -th component of the wave vector \vec{q} , and the amplitudes e_j and b_j give the electric and

magnetic polarization of the wave, respectively. Vectors e_j and b_j can generally be complex quantities. However, in the lossless regime here assumed, they are real. Hereinafter e_i will be denoted as the wave polarization vector. Hence, substituting these plane-wave solutions into Maxwell's equations Eqs. (1) and (2), together with the constitutive relations Eqs. (3) and (4), which are taken as time-domain equations (some consequences of including temporal dispersion in the context of the approximations here implemented are briefly discussed in Appendix B), a straightforward calculation, where b_j is eliminated in favor of e_j , leads to the eigenvalue problem,

$$Z_{ij}e_j = 0, \quad (5)$$

where we defined

$$Z_{ij} = C_{ij}v^2 + (\epsilon_{inl}\tilde{H}_{lj} + \epsilon_{lnj}\tilde{C}_{il})\kappa_n v + \epsilon_{inl}\epsilon_{kpj}H_{lk}\kappa_n\kappa_p. \quad (6)$$

In the above result v represents the magnitude of the phase velocity $\vec{v} = (\omega/q)\hat{\kappa} \doteq v\hat{\kappa}$ [37], and κ_i is the i -th component of the unit wave vector $\hat{\kappa} = \vec{q}/q$, so that $\kappa_i = q_i/q$. Furthermore, we defined the auxiliary optical coefficients,

$$C_{ij} = \epsilon_{ij} + \frac{\partial \epsilon_{ik}}{\partial E_j} E_k + \frac{\partial \tilde{\epsilon}_{ik}}{\partial E_j} B_k, \quad (7)$$

$$\tilde{C}_{ij} = \tilde{\epsilon}_{ij} + \frac{\partial \tilde{\epsilon}_{ik}}{\partial B_j} B_k + \frac{\partial \epsilon_{ik}}{\partial B_j} E_k, \quad (8)$$

$$H_{ij} = \mu_{ij}^{(-1)} + \frac{\partial \mu_{ik}^{(-1)}}{\partial B_j} B_k + \frac{\partial \tilde{\mu}_{ik}^{(-1)}}{\partial B_j} E_k, \quad (9)$$

$$\tilde{H}_{ij} = \tilde{\mu}_{ij}^{(-1)} + \frac{\partial \tilde{\mu}_{ik}^{(-1)}}{\partial E_j} E_k + \frac{\partial \mu_{ik}^{(-1)}}{\partial E_j} B_k. \quad (10)$$

Given the approximations leading to Eq. (5), electric and magnetic fields appearing in expressions resulting from Eqs. (7) to (10) should be approximated by their background contributions E_i^0 and B_i^0 .

Formally, phase velocities and polarization vectors associated with the wave propagation can be found by solving the eigenvalue problem stated by Eq. (5). Suppose the eigenvalues of the matrix whose elements are Z_{ij} are λ_i (with $i = 1, 2, 3$), which are functions of v . The kernel of this matrix – the set of eigenvectors corresponding to null eigenvalues – gives the wave polarization vectors e_i . The corresponding phase velocities are obtained by solving the set of equations $\{\lambda_i(v) = 0\}$ for v , or equivalently, by solving $\det(Z_{ij}) = 0$ for v .

It should be mentioned that the general expression for Z_{ij} in Eq. (6) can also be obtained by using Hadamard's method of discontinuities of fields derivatives across a moving hypersurface, as shown in earlier studies [29, 38]. Furthermore, different approaches can be implemented, such as, for instance, the use of four dimensional notation, which provides a natural scenario to study analogies between general relativity solutions and wave propagation in optical media [39] or, more generally, in

condensed-matter systems – the so called analog gravity [40]. The gravitational analog of the linear magnetoelectric effect was recently examined [41].

III. WAVE PROPAGATION IN SECOND-ORDER MAGNETOELECTRIC OPTICAL MATERIAL

The subject of this section is the study of the influence of the second-order magnetoelectric effect on light propagation in a nonlinear optical medium, which is characterized by the optical coefficients β_{ijk} . Thus, assuming the absence of spontaneous polarization and magnetization, and keeping only $\chi_{ij}^{(1)}$ and $\tilde{\chi}_{ij}^{(1)}$ linear electromagnetic contributions, together with the second-order magnetoelectric contribution, the prescription in Appendix A leads to the following polarization and magnetization vectors describing the optical medium,

$$P_i = \epsilon_0 \chi_{ij}^{(1)} E_j + \frac{1}{2} \beta_{ijk} H_j H_k, \quad (11)$$

$$M_i = \tilde{\chi}_{ij}^{(1)} H_j + \frac{1}{\mu_0} \beta_{jki} E_j H_k. \quad (12)$$

The assumption of keeping only second-order magnetoelectric terms related to β_{ijk} allows us to focus on the effect of these contributions to the propagation of light rays in such media. Notwithstanding, it should be mentioned that materials with such behavior do exist in nature, such as, for instance, the perovskite (BiFeO_3) [42] where the linear magnetoelectric contribution is canceled due to its incommensurate structure [43]. Possible effects related to γ_{ijk} , which also corresponds to a second-order contribution, are not being considered here. Formally, our results are restricted to materials for which such contribution is not permitted [14] in the expansion of the free-energy density, presented in Appendix A. Systems for which such contribution is allowed and induce effects of the same magnitude of those related to β_{ijk} , require further analysis. However, it is important to notice that the γ_{ijk} term appearing in the expansion of the free-energy density is coupled to the square of the applied electric field. Therefore, its contribution to polarization and magnetization phenomena will always depend on the magnitude of this field. Thus, even when this term is allowed, in the absence of an applied electric field effects related to the γ -coupling are naturally suppressed. On the other hand, even in the absence of the electric field, effects related to β -coupling, as stated by Eqs. (11) and (12), will still be present.

Given the above expression for the magnetization M_i , the magnetic field can be written in terms of the auxiliary field H_i as $B_i = \mu_0(H_i + M_i) = [\mu_0(\delta_{ij} + \tilde{\chi}_{ij}^{(1)}) + \beta_{kij}E_k]H_j \doteq A_{ij}H_j$. However it is more convenient to our purposes to express the inverse relation $H_i = A_{ij}^{-1}B_j$, where $A_{ij}A_{jk}^{-1} = \delta_{ik}$. Then, keeping only first-order terms in β_{ijk} coefficient, and assuming that the linear magnetic susceptibility is isotropic, i.e., $\tilde{\chi}_{ij}^{(1)} = \tilde{\chi}\delta_{ij}$, we obtain that

$A_{ij}^{-1} = (1/\mu)\delta_{ij} - (1/\mu)^2\beta_{kij}E_k$, where we have defined the isotropic magnetic permeability $\mu \doteq \mu_0(1 + \tilde{\chi})$. Now, returning to the constitutive relations, the following coefficients can be identified,

$$\varepsilon_{ij} = \varepsilon_0(\delta_{ij} + \chi_{ij}^{(1)}), \quad (13)$$

$$\tilde{\varepsilon}_{ij} = \frac{1}{2\mu^2}\beta_{ijk}B_k, \quad (14)$$

$$\mu_{ij}^{(-1)} = \frac{1}{\mu}\delta_{ij}, \quad (15)$$

$$\tilde{\mu}_{ij}^{(-1)} = -\frac{1}{\mu^2}\beta_{jik}B_k. \quad (16)$$

It was recently suggested [30] that an idealized model based on this system could provide a possible scenario for triple-refrindex of light in the realm of metamaterials [incidentally, there is a misprint in Eq. (22) in Ref. [30] where, instead of δ_{ij} , it should appear $\delta_{iy}\delta_{jy}$].

Using the above coefficients in Eqs. (7) to (10) and inserting the results into Eq. (6) it is a straightforward exercise to obtain

$$Z_{ij} = \varepsilon_{ij}v^2 + \frac{1}{\mu^2}f_{ij}v - \frac{1}{\mu^2}(\mu I_{ij} + a_{ij}), \quad (17)$$

where $I_{ij} \doteq \delta_{ij} - \kappa_i\kappa_j$ is a two-dimensional projector over the subspace orthogonal to the wave vector q_i , so that $I_{ij}I_{jk} = I_{ik}$ and $I_{ij}\kappa_j = 0$, and we have defined $a_{ij} \doteq (\delta_{ki}\delta_{lj} - \delta_{kl}I_{ij} + \delta_{ij}\kappa_k\kappa_l - \delta_{li}\kappa_j\kappa_k - \delta_{lj}\kappa_i\kappa_k)\beta_{nkl}E_n^0$ and $f_{ij} \doteq (\epsilon_{lki}\beta_{jln} + \epsilon_{lkj}\beta_{iln})B_n^0\kappa_k$. Furthermore, it is worth noticing that $a_{ij}\kappa_j = 0$ and $f_{ij}\kappa_i\kappa_j = 0$.

Following the prescription described in Sec. II B, we now calculate the phase velocities of the light rays that are allowed to propagate in such nonlinear media. The determinant of the 3×3 matrix whose elements are Z_{ij} can be obtained by means of its traces $Z_1 = Z_{ii}$, $Z_2 = Z_{ij}Z_{ji}$, and $Z_3 = Z_{ij}Z_{jk}Z_{ki}$, as

$$6 \det(Z_{ij}) = (Z_1)^3 - 3Z_1Z_2 + 2Z_3.$$

Thus, solving $\det(Z_{ij}) = 0$ for v leads to the forth degree algebraic equation,

$$\alpha_4 v^4 + \alpha_3 v^3 + \alpha_2 v^2 + \alpha_1 v + \alpha_0 = 0, \quad (18)$$

where we defined,

$$\alpha_4 = 6 \det(\varepsilon_{ij}) \quad (19)$$

$$\alpha_3 = \frac{3}{\mu^2}(\varepsilon_{ik}\varepsilon_{kj} - \varepsilon_{kk}\varepsilon_{ij})(2f_{ij} - f_{ll}\delta_{ij}) \quad (20)$$

$$\alpha_2 = \frac{3}{\mu^2}(\varepsilon_{ik}\varepsilon_{kj} - \varepsilon_{kk}\varepsilon_{ij})(2\mu\kappa_i\kappa_j - 2a_{ij} + a_{ll}\delta_{ij}) \quad (21)$$

$$\alpha_1 = \frac{6}{\mu^3}(2f_{ij} - f_{ll}\delta_{ij})\varepsilon_{in}\kappa_n\kappa_j \quad (22)$$

$$\alpha_0 = \frac{6}{\mu^3}(\mu + a_{kk})\varepsilon_{ij}\kappa_i\kappa_j. \quad (23)$$

In obtaining Eq. (18) it is perhaps helpful to notice that $\det(\mu I_{ij} + a_{ij}) = 0$. As one can see, α_0 and α_2 include contributions that couples the magnetoelectric coefficients β_{ijk} with the external electric field, while in α_1

and α_3 the coupling is with the external magnetic field. Particularly, in the absence of a magnetic field these latter coefficients vanish, as f_{ij} is zero in such case, and Eq. (18) reduces to a biquadratic equation for v . This is also the case when only linear effects are considered.

IV. NONLINEAR MEDIUM PRESENTING AN ISOTROPIC LINEAR-SUSCEPTIBILITY SECTOR

A. Phase and group velocities

Let us investigate the special case where the nonlinear magnetoelectric material has isotropy in its linear susceptibility sector. In such media we have $\chi_{ij}^{(1)} = \chi\delta_{ij}$, which leads to $\varepsilon_{ij} = \varepsilon_0(1 + \chi)\delta_{ij} \doteq \varepsilon\delta_{ij}$, where ε is identified as the isotropic electric permittivity, and the nonlinear sector is still described by Eqs. (14) and (16). Now, $\det(\varepsilon_{ij}) = \varepsilon^3$ and it is a simple task to show that the coefficients in Eq. (18) reduce to $\alpha_4 = 6\varepsilon^3$, $\alpha_3 = 6(\varepsilon/\mu)^2 f_{ii}$, $\alpha_2 = -6(\varepsilon/\mu)^2(a_{ii} + 2\mu)$, $\alpha_1 = -6(\varepsilon/\mu^3)f_{ii}$, and $\alpha_0 = 6(\varepsilon/\mu^3)(a_{ii} + \mu)$. Thus, inserting these coefficients in Eq. (18), it results in the following solutions,

$$v_o^\pm = \pm \frac{1}{\sqrt{\varepsilon\mu}}, \quad (24)$$

$$v_e^\pm = -\frac{\epsilon_{iln}\beta_{ilk}B_k^0\kappa_n}{\varepsilon\mu^2} \pm \frac{1}{\sqrt{\varepsilon\mu}} \left(1 - \frac{1}{2\mu}\beta_{kij}E_k^0I_{ij}\right). \quad (25)$$

As it is clear, the solution v_o^\pm corresponds to the phase velocity of an ordinary ray, as its magnitude does not depend on the direction of the wave propagation, i.e., it is isotropic. Additionally, this solution does not depend on the magnetoelectric properties of the medium as well, but only on the linear contribution to the electric and magnetic susceptibilities. On the other hand, the solution v_e^\pm is associated with the extraordinary ray and depends on the direction of the wave vector and also on the nonlinear contributions related to the magnetoelectric coefficients described by β_{ijk} . These solutions show that birefringence is activated and controlled by applied external fields, which are coupled to the nonlinear magnetoelectric properties of the material. When both electric and magnetic fields vanish, solutions v_e^\pm and v_o^\pm will coincide in any direction of propagation. In this sense, the effect is artificially activated by the external fields in a similar way as occurs in Kerr or Cotton-Mouton effects.

To numerically examine some illustrative models, suppose for simplicity that electric and magnetic fields are applied in such way that $E_i^0 = E\delta_{i1}$, $B_i^0 = B\delta_{i2}$, where E and B are the magnitude of these constant fields, and the propagation direction is set in an arbitrary direction in the XZ plane, i.e., $\kappa_i(\theta) = \delta_{i1}\sin\theta + \delta_{i3}\cos\theta$, with θ measured from the v_z/c axis. In such case, the phase velocities of the ordinary and the extraordinary rays can be calculated as functions of the optical coefficients ε , μ , and β_{ijk} . Possible arrangements presenting birefringence

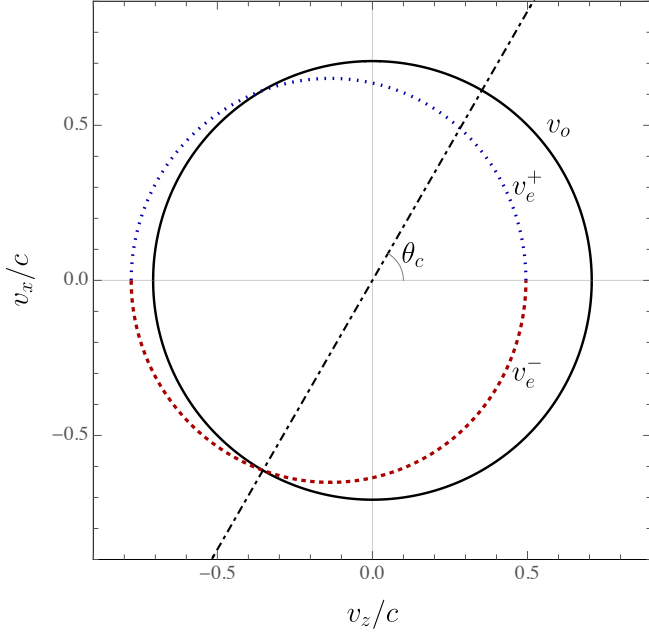


FIG. 1. Normal surfaces [37] of the magnetoelectric medium characterized by Eqs. (13) to (16), with $\chi_{ij}^{(1)} = \chi \delta_{ij}$. It is assumed that β_{122} is the only non-negligible component of β_{ijk} , which couples to both applied electric and magnetic fields. Due to the presence of the magnetic field, birefringence is not symmetric under space reversal.

are depicted in Figs. 1, 2 and 3, where we set $v_o = c/\sqrt{2}$, $\beta E/(2\mu) \approx 0.1$, and $v_o \beta B/\mu \approx 0.2$, with β denoting the considered coefficient β_{ijk} mentioned in the caption of each figure. In these figures, distances from the origin to the curves give the magnitude of the corresponding phase velocities in the wave-vector direction $\hat{\kappa}(\theta)$.

In Fig. 1 it is assumed that β_{122} is the only one non-negligible component of β_{ijk} . Both applied fields are coupled to this coefficient and contribute to the phenomenon. Notice that the effect is nonsymmetric under space reversal, which means that the velocity of the extraordinary ray will be distinct in $\hat{\kappa}(\theta)$ and $\hat{\kappa}(\theta + \pi) = -\hat{\kappa}(\theta)$ directions. In particular, we see that there are some specific directions for which both ordinary and extraordinary rays have the same phase velocity, such as, for instance, occurs with v_e^- and v_o in the direction indicated by the dot-dashed line in this figure. Furthermore, in this specific direction birefringence occurs only in one side, corresponding to the positive roots of the phase velocities, i.e., there will be birefringence in $\hat{\kappa}(\theta_c)$ direction but only single-refringence in $\hat{\kappa}(\theta_c + \pi)$ direction. The polarization vectors associated with ordinary and extraordinary rays can be calculated by means of the method described in Sec. II B. For instance, assuming the simplified model investigated in Fig. 1, the wave polarization vector of the ordinary ray does not depend on direction of propagation in the XZ -plane, and its direction is given by $(0, 1, 0)$. On the other hand, the wave polarization vector of the extraordinary ray depends on the direction of the wave

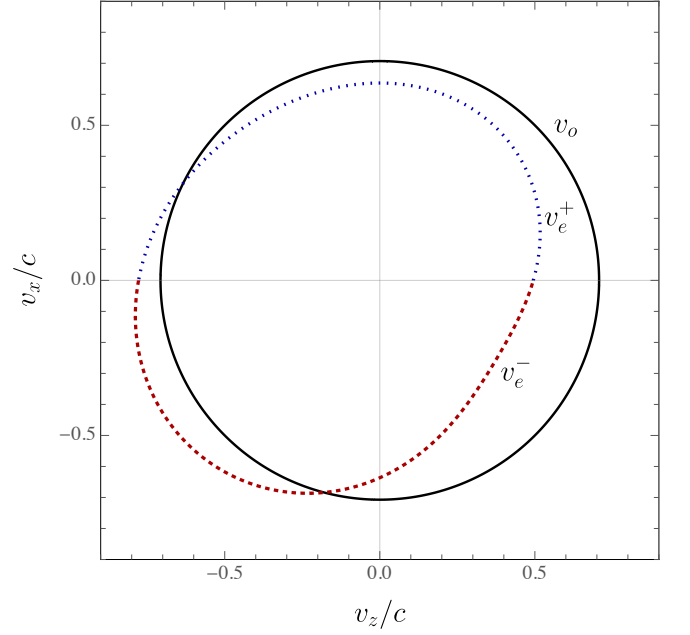


FIG. 2. Normal surfaces [37] of the magnetoelectric medium characterized by Eqs. (13) to (16), with $\chi_{ij}^{(1)} = \chi \delta_{ij}$. Here it is assumed that β_{113} and β_{122} are the only non-negligible components of β_{ijk} . Both, applied electric and magnetic fields are present. Compared with Fig. 1 the effect of including β_{113} is to produce a distortion of the extraordinary solution.

propagation $\hat{\kappa}$. It can be calculated for an arbitrary direction, but the easiest way to obtain this vector is by choosing each specific direction of propagation of interest. For instance, if we set propagation in the X -direction, which corresponds to choosing $\kappa_i = \delta_{i1}$, i.e., setting $\theta = \pi/2$, the corresponding normalized wave polarization vector will be given by $(0, 0, 1)$. Thus, we have the classical picture of the birefringence phenomenon, where two light rays (ordinary and extraordinary ones) propagate in the same direction with different phase velocities, each ray presenting a different (and linearly independent) wave polarization vector. Similarly, if the propagation is set in the Z -direction ($\kappa_i = \delta_{i3}$) it can be shown that the corresponding normalized wave polarization vector of the extraordinary ray will be given by $(1, 0, 0)$.

The effect of assuming other significant components of β_{ijk} is just to distort the shape of the normal surfaces related to the extraordinary ray, as shown in Fig. 2 (compare with Fig. 1), where a model is depicted for which both β_{122} and β_{113} are significant, with all other components assumed to be negligible.

There is one aspect that is worth mentioning. If only the electric field is present, no matter which components of β_{ijk} are considered, positive and negative roots of v_e^\pm will have the same magnitude. In this case $|v_e^\pm(\hat{\kappa})| = |v_e^\pm(-\hat{\kappa})|$ and birefringence is symmetric under space reversal, as it can be seen in the model depicted in Fig. 3.

We close this section by presenting the expressions for

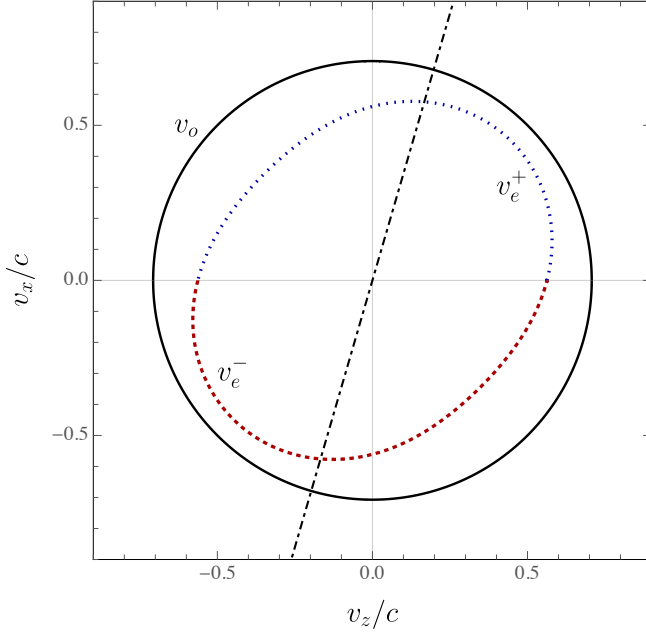


FIG. 3. Normal surfaces [37] of the magnetoelectric medium characterized by Eqs. (13) to (16), with $\chi_{ij}^{(1)} = \chi \delta_{ij}$. Here it is assumed that all components of β_{ijk} contribute to the effect, but only an applied electric field is present. In this case, due to the absence of a magnetic field, the birefringence effect exhibits symmetry under space reversal (see, for instance, the distance between ordinary and extraordinary curves along the straight dot-dashed line).

the group velocities associated with wave propagation in this class of magnetoelectric material. The group velocity can be obtained by means of,

$$\vec{u} = \frac{\partial \omega}{\partial \vec{q}} = v \hat{\kappa} + q \frac{\partial v}{\partial \vec{q}}. \quad (26)$$

Using the positive roots of the phase velocities given by Eqs. (24) and (25), it is not difficult to show in the present case that the phase and group velocities have the same magnitudes, i.e., $v = u$, for ordinary and extraordinary solutions. However, they generally differ in direction. While the ordinary wave is such that $\vec{u}_o = v_o \hat{\kappa} = \vec{v}_o$, the group velocity associated with the extraordinary wave is given by $\vec{u}_e = v_e \hat{u}_e$, where the unit vector \hat{u}_e is given by,

$$\hat{u}_e = \hat{\kappa} + \frac{1}{\mu} (\beta_{kij} E_k^0 \kappa_i + v_o \epsilon_{lij} \beta_{ilk} B_k^0) I_{jn} \hat{x}_n, \quad (27)$$

with \hat{x}_n denoting the unit vector in the n -th direction in Cartesian coordinates, so that $\vec{q} \cdot \hat{x}_n = q_n$. Furthermore, we used the relation $q(\partial \kappa_i / \partial \vec{q}) = \hat{x}_i - \kappa_i \hat{\kappa} = I_{ij} \hat{x}_j$. Thus, due to the nonlinear properties of the medium the direction of the group velocity associated with the extraordinary wave will not coincide with the direction given by the wave vector.

B. Obtaining the β_{ijk} coefficients by means of birefringence measurements

Let us now examine a method of obtaining the magnetoelectric coefficients by means of measurement of the refractive indexes of the medium. The possibility of measuring second-order magnetoelectric coefficients by means of birefringence effects were already reported [44] in the context of γ_{ijk} contribution.

The refractive index is generically defined by $n \doteq c/v$. If we choose the positive roots of the phase velocities in Eqs. (24) and (25), we obtain the refractive indexes experienced by the ordinary n_o and extraordinary n_e rays, respectively,

$$n_o = c\sqrt{\epsilon\mu}, \quad (28)$$

$$n_e = n_o \left(1 + \frac{1}{2\mu} \beta_{kij} E_k^0 I_{ij} + \frac{v_o}{\mu} \epsilon_{lini} \beta_{ilk} B_k^0 \kappa_n \right). \quad (29)$$

Notice that these quantities are dependent on the direction of propagation set by the wave vector. Now, we define the fractional deviation of the refractive index as $\Delta \doteq (n_e - n_o)/n_o$, and we denote by Δ_i the value of this deviation when the propagation is set in the i -th direction. For instance, $\Delta_x = \Delta(\kappa_i = \delta_{i1})$. Hence, calculating Δ_i for the three orthogonal directions we obtain,

$$\Delta_x = \frac{1}{2\mu} \left[(\beta_{j22} + \beta_{j33}) E_j^0 + \frac{2c}{n_o} (\beta_{23j} - \beta_{32j}) B_j^0 \right] \quad (30)$$

$$\Delta_y = \frac{1}{2\mu} \left[(\beta_{j11} + \beta_{j33}) E_j^0 + \frac{2c}{n_o} (\beta_{31j} - \beta_{13j}) B_j^0 \right] \quad (31)$$

$$\Delta_z = \frac{1}{2\mu} \left[(\beta_{j11} + \beta_{j22}) E_j^0 + \frac{2c}{n_o} (\beta_{12j} - \beta_{21j}) B_j^0 \right] \quad (32)$$

Thus, conveniently setting the directions of the applied electric and magnetic fields and measuring the deviations Δ_i (for the three directions $i = x, y, z$), the magnetoelectric coefficients can be obtained directly from the above system of equations, as shown bellow.

Suppose an experiment is carried out in such a way that the electric field is set in the X -direction such that $E_i^0 = E \delta_{i1}$, and the magnetic field is turned off ($B_i^0 = 0$). Thus, after measuring the deviations Δ_i , Eqs. (30) to (32) can be solved to obtain the following components of the beta coefficients of the material,

$$\begin{aligned} \beta_{111} &= \frac{\mu}{E} (-\Delta_x + \Delta_y + \Delta_z), \\ \beta_{122} &= \frac{\mu}{E} (\Delta_x - \Delta_y + \Delta_z), \\ \beta_{133} &= \frac{\mu}{E} (\Delta_x + \Delta_y - \Delta_z). \end{aligned}$$

More generally, if the deviations are measured with the electric field set in the n -th direction, $n = 1, 2, 3$, the

coefficients β_{n11} , β_{n22} and β_{n33} , will be obtained in the same way.

Now, once the nine components above of β_{ijk} are known, almost all the other components can be obtained by setting $E_i^0 = 0$ and playing with the directions of the wave vector \vec{q} and the applied magnetic field in Eqs. (30) to (32). Setting $E_j^0 = 0$ and $B_j^0 = B\delta_{j1}$ in Eqs. (31) and (32) leads to

$$\begin{aligned}\beta_{112} &= \beta_{211} + \frac{\mu n_o}{cB} \Delta_z, \\ \beta_{113} &= \beta_{311} - \frac{\mu n_o}{cB} \Delta_y.\end{aligned}$$

On the other hand, setting $E_j^0 = 0$ and $B_j^0 = B\delta_{j2}$ in Eqs. (30) and (32) leads to

$$\begin{aligned}\beta_{221} &= \beta_{122} - \frac{\mu n_o}{cB} \Delta_z, \\ \beta_{223} &= \beta_{322} + \frac{\mu n_o}{cB} \Delta_x.\end{aligned}$$

Or yet, setting $E_j^0 = 0$ and $B_j^0 = B\delta_{j3}$ in Eqs. (30) and (31) result in

$$\begin{aligned}\beta_{331} &= \beta_{133} + \frac{\mu n_o}{cB} \Delta_y, \\ \beta_{332} &= \beta_{233} - \frac{\mu n_o}{cB} \Delta_x.\end{aligned}$$

The components β_{123} , β_{213} and β_{312} are the only ones that cannot be obtained independently in terms of deviations measurements, but in terms of their differences,

$$\begin{aligned}\beta_{213} - \beta_{312} &= \frac{\mu n_o}{cB} \Delta_x, \quad (E_i^0 = 0, B_i^0 = B\delta_{i1}) \\ \beta_{312} - \beta_{123} &= \frac{\mu n_o}{cB} \Delta_y, \quad (E_i^0 = 0, B_i^0 = B\delta_{i2}) \\ \beta_{123} - \beta_{213} &= \frac{\mu n_o}{cB} \Delta_z, \quad (E_i^0 = 0, B_i^0 = B\delta_{i3}).\end{aligned}$$

As it can be concluded, birefringence seems to be an interesting tool to measure the components of the second-order magnetoelectric coefficients β_{ijk} for this class of optical material.

C. Estimates for birefringence measurements

Measurements of second-order magnetoelectric effects have been reported on several crystals and the related coefficients were estimated. Charge integration technique is normally used to obtain the coefficients and, most commonly, the values obtained lie in the range $(10^{-17} - 10^{-19}) \text{ s A}^{-1}$. Just to mention some results, the effect was reported in $\text{NiSO}_4 \cdot 6\text{H}_2\text{O}$ ($\beta_{223} = -2.75 \times 10^{-17} \text{ s A}^{-1}$ at 4.2K) [45], BiFeO_3 ($\beta_{113} = 8.1 \times 10^{-19} \text{ s A}^{-1}$ at 4K) [42], and $\text{Cr}_3\text{B}_7\text{O}_{13}\text{Cl}$ ($\beta_{333} = 1.5 \times 10^{-18} \text{ s A}^{-1}$ at 4.2K) [46].

As discussed in Sec. IV B, such coefficients could be obtained by measurements of birefringence effect. Selecting the X-direction for the wave-vector, an estimate

of the effect can be obtained by means of,

$$\begin{aligned}\Delta_x &= \frac{\mu_0}{\mu} \left[3.98 \times 10^{-7} \left(\frac{\beta_{j22} + \beta_{j33}}{10^{-17} \text{ s A}^{-1}} \right) \left(\frac{E_j^0}{10^5 \text{ V m}^{-1}} \right) \right. \\ &\quad \left. + 1.19 \times 10^{-3} \left(\frac{2}{n_o} \right) \left(\frac{\beta_{23j} - \beta_{32j}}{10^{-17} \text{ s A}^{-1}} \right) \left(\frac{B_j^0}{1 \text{ T}} \right) \right].\end{aligned}$$

Similar expressions hold for Y and Z directions. It is interesting to notice that the contribution coupled to the magnetic field is stronger than the one coupled to the electric field, even when we set a large reference value for the latter, as it is clear in the above expression.

To deal with a specific case, if we set up an experiment where the magnetic field is applied in the Y direction, with $B = 1 \text{ T}$, for a system with $\mu \approx \mu_0$, $n_o \approx 2$, and in the absence of an external electric field, we get

$$\Delta_x(E_j^0 = 0; B_j^0 = B\delta_{j2}) \approx 1.19 \times 10^{-3} \left(\frac{\beta_{232} - \beta_{322}}{10^{-17} \text{ s A}^{-1}} \right).$$

If the coefficients β_{ijk} are of the order of $10^{-17} \text{ s A}^{-1}$, we conclude that a deviation of the refractive index of the order of 10^{-3} would be expected. This seems to be an effect easily detectable in modern optics laboratories. Even effects coupled to the electric field ($\approx 10^{-7}$) are certainly within the current measurability range.

Nonreciprocity of light can be estimated in a similar way by comparing $\Delta_i(\hat{\kappa})$ with $\Delta_i(-\hat{\kappa})$. It is interesting to note that there may be situations in which birefringence occurs in only one direction, as unveiled in the idealized configurations depicted in Figs. 1 and 2.

Alternatively, in terms of measurements of phase velocity, a possible observable for this effect could be obtained by means of the fractional difference,

$$\begin{aligned}\frac{|v_e(\hat{\kappa}) - v_e(-\hat{\kappa})|}{c} &\approx 4.77 \times 10^{-3} \left(\frac{\varepsilon_0}{\varepsilon} \right) \left(\frac{\mu_0}{\mu} \right)^2 \\ &\quad \times \epsilon_{ijl} \kappa_l \left(\frac{\beta_{ijn}}{10^{-17} \text{ s A}^{-1}} \right) \left(\frac{B_n^0}{1 \text{ T}} \right),\end{aligned}$$

where c is the speed of light in vacuum. In this expression, once the directions of the wave vector and the applied magnetic field are adjusted, an estimate of the effect can be obtained. Notice that only the magnetic field appears in this expression. As can be seen, for typical values of the above parameters, a fractional difference of the phase velocity of about 10^{-3} is expected.

V. SOME ASPECTS ABOUT WAVE PROPAGATION IN MATERIALS PRESENTING A NATURAL OPTIC AXIS

Suppose now that the magnetoelectric medium described by Eqs. (13) to (16) possesses a natural optic axis in the X-direction, so that $\varepsilon_{ij} = \text{diag}(\varepsilon_{\parallel}, \varepsilon_{\perp}, \varepsilon_{\perp})$. In

this case, up to a global factor $6\varepsilon_{\perp}^2/\mu^2$, the coefficients in Eqs. (19) to (23) reduce to,

$$\begin{aligned}\alpha_4 &= \mu^2 \varepsilon_{\parallel}, \\ \alpha_3 &= (1 - \gamma)f_{11} + \gamma f_{ii}, \\ \alpha_2 &= \mu [(1 - \gamma)\kappa_1^2 - 1 - \gamma] - (1 - \gamma)a_{11} - \gamma a_{ii}, \\ \alpha_1 &= \frac{1}{\mu \varepsilon_{\perp}} \left\{ [(1 - \gamma)\kappa_1^2 - 1] f_{ii} + \frac{2}{\varepsilon_{\perp}} \varepsilon_{ij} f_{jn} \kappa_n \kappa_i \right\}, \\ \alpha_0 &= -\frac{1}{\mu \varepsilon_{\perp}} [(1 - \gamma)\kappa_1^2 - 1] (a_{ii} + \mu),\end{aligned}$$

where we have defined $\gamma \doteq \varepsilon_{\parallel}/\varepsilon_{\perp}$. Solutions for the phase velocity in such medium can be found by introducing the above coefficients into Eq. (18). However, it is not our interest here to study the general case, but only to address some representative particular configurations.

First, it is worth recapping that in the absence of applied electric and magnetic fields the nonlinear contributions are “turned-off”, and we obtain the well-known case of linear media presenting an optic axis. In this case, setting a_{ij} and f_{ij} to zero and solving Eq. (18) to the phase velocity v , we obtain that there will be an ordinary ray with $v_o = \pm(\mu\varepsilon_{\perp})^{-1/2}$ and an extraordinary ray with $v_e^{\pm} = \pm(\mu\varepsilon_{\parallel})^{-1/2}[1 + (\varepsilon_{\parallel}/\varepsilon_{\perp} - 1)\kappa_1^2]^{1/2}$. Notice that there will be no birefringence effect when the propagation is set in the direction given by the optic axis, i.e., setting $\kappa_i = \delta_{i1}$, as expected, and the effect occurs with maximum magnitude when the propagation is set perpendicularly to the optic axis, i.e., when $\kappa_1 = 0$.

Second, as already mentioned at the end of Sec. III, when only an applied electric field is present the fourth-degree equation for the phase velocity reduces to a bi-quadratic equation, $\alpha_4 v^4 + \alpha_2 v^2 + \alpha_0 = 0$, whose solutions can be used to obtain the components of β_{ijk} in terms of measurements of birefringence, similarly to what we have done in the last section.

Finally, when the analysis is extended to the case when an applied magnetic field is present, obtaining simple analytical solutions for the phase velocities can be intricate. Just to explore a convenient model, let us suppose the absence of an electric field, and set the magnetic field perpendicularly to the direction of the natural optic axis, $B_i^0 = B\delta_{i2}$. In this case, as $E_i^0 = 0$, all the components of a_{ij} will vanish. Additionally, if the propagation is set along the natural optic axis, i.e., $\kappa_i = \delta_{i1}$, it is straightforward to show that the phase velocities of the ordinary and extraordinary rays in such naturally anisotropic media will be given by,

$$v_o^{\pm} = \pm \frac{1}{\sqrt{\varepsilon_{\perp}\mu}}, \quad (33)$$

$$v_e^{\pm} = \pm \frac{1}{\sqrt{\varepsilon_{\perp}\mu}} + \frac{(\beta_{322} - \beta_{232})B}{\varepsilon_{\perp}\mu^2}. \quad (34)$$

Hence, when the magnetoelectric class of materials here considered is under the influence of an applied magnetic field, birefringence effects can be found even in the direction of the natural optic axis. It is worth noticing that in

this direction the phase velocities of both rays do not depend on ε_{\parallel} . The refractive indexes experienced by these rays are different, as they have distinct phase velocities in the same direction. In this particular configuration, the difference between them in such a direction is given by $n_e - n_o = (cB/\mu)(\beta_{322} - \beta_{232})$. Thus, as anticipated, the measurement of this deviation provides an indirect measurement of some components of β_{ijk} . The same analysis can be applied to other directions as well. A more detailed treatment of this system, as well as other similar systems, deserves further investigation.

VI. FINAL REMARKS

Summarizing, some aspects of light propagation in second-order nonlinear magnetoelectric materials were investigated. The analysis was restricted to systems presenting a linear dielectric sector whose polarization and magnetization are coupled to electric and magnetic fields, respectively, and a second-order magnetoelectric sector. It was shown that the magnetoelectric sector contributes in a fundamental way to the occurrence of birefringence phenomena. In particular, birefringence in systems presenting an isotropic linear sector is only activated by external fields by means of the magnetoelectric couplings. On the other hand, in the case of systems presenting a natural optic axis, the nonlinear couplings are responsible for the induction of birefringence even in the direction of the optic axis, so it breaks a natural symmetry of the system. Furthermore, it was shown that measurements of birefringence effects can be used as a possible tool for obtaining the components of the second-order magnetoelectric coefficient β_{ijk} of the medium. Group velocity was also briefly discussed and it was shown that, in the case of systems presenting an isotropic linear-dielectric-sector, phase and group velocities coincide in magnitude, but not in the direction of propagation. However, in the absence of external fields the nonlinear couplings are turned-off and the medium behaves just as a linear one with coinciding phase and group velocities.

It is well known that time-reversal and space-inversion symmetries can be broken in certain magnetoelectric materials. This means that the optical properties of the medium are not the same ones as experienced by a light ray propagating in opposite directions. This effect can be mathematically understood by direct inspection of the phase velocity solutions for the extraordinary ray presented in Secs. IV and V. Implementing $\hat{\kappa} \rightarrow -\hat{\kappa}$ changes the magnitude of the phase velocities, which means that the light rays experience different refractive indexes in opposite directions. This is a possible scenario for measuring nonreciprocity refraction of light [22]. Notice that such behavior is intrinsically related to the coupling between the externally applied magnetic field and the nonlinearities of the medium. When $B_i = 0$ the solutions become symmetric under space-inversion. Furthermore, in the absence of this field the algebraic equation that leads

to the phase velocities is biquadratic and thus produces only symmetric solutions, thus preserving space-inversion symmetry.

When the linear contribution to the magnetoelectric effect is present ($\alpha_{ij} \neq 0$), the above-mentioned symmetries are naturally broken. However, when the system does not present the linear magnetoelectric effect, and as the nonlinear terms always appear coupled to the applied fields, the presence of one or both of these fields determines if a symmetry is broken. In particular, with regard to phase velocities, the magnetic field is the only field responsible for breaking the space inversion symmetry.

Looking at the phase velocity solutions in Eqs. (24) and (25), when the magnetic field is present, no matter whether an electric field is also present or not, it seems that there is a possibility of finding three different solutions in one direction, and only one in the opposite direction. However, this is not a real possibility in the scenario examined in this work because the nonlinear contribution coupled to β_{ijk} was assumed to be smaller than the linear contribution in the free-energy expansion. This means that $(\epsilon\mu)^{-1/2}$ is the dominant contribution in this solution. Furthermore, only first-order terms in β_{ijk} coefficients were kept in the calculations leading to such solutions. Hence, there will be at most two positive and two negative independent solutions, which means that only single-refrindex or birefringence can occur, as discussed in this work. In spite of this fact, this mathematical aspect suggests that an exact model in which three independent light rays propagate in a same direction with distinct phase velocities could be imagined, and possibly artificially tailored. This observation motivates a possible scenario where a triple-refrindex could be artificially produced in the realm of metamaterials. Some idealized models exploring this idea were recently discussed [29, 30]. This is a subject that still deserves further investigation.

ACKNOWLEDGMENTS

Alice V. De Lorenci is acknowledged for reading the manuscript. This work was partially supported by the Brazilian research agency CNPq (Conselho Nacional de Desenvolvimento Científico e Tecnológico) under Grant No. 305272/2019-5.

Appendix A: Polarization and magnetization vectors in a nonlinear optical material in a state of thermodynamic equilibrium

A material medium has its optical properties characterized by certain coefficients that describe how its polarization P_i and magnetization M_i behave when externally applied fields are present. An interesting way of obtaining these quantities is by means of the free-energy density $F(\vec{E}, \vec{H}; T)$ of the medium (T holds for temperature),

which can be expanded in terms of the electromagnetic fields as [14, 16, 18, 47],

$$\begin{aligned} F(\vec{E}, \vec{H}; T) = & F_0 - P_i^S E_i - \mu_0 M_i^S H_i \\ & - \frac{1}{2} \epsilon_0 \chi_{ij}^{(1)} E_i E_j - \frac{1}{2} \mu_0 \tilde{\chi}_{ij}^{(1)} H_i H_j - \alpha_{ij} E_i H_j \\ & - \frac{1}{2} \beta_{ijk} E_i H_j H_k - \frac{1}{2} \gamma_{ijk} H_i E_j E_k \\ & - \frac{1}{3} \epsilon_0 \chi_{ijk}^{(2)} E_i E_j E_k - \frac{1}{3} \mu_0 \tilde{\chi}_{ijk}^{(2)} H_i H_j H_k + \dots \end{aligned}$$

where F_0 is the free-energy density in the absence of external excitations. Before talking about the other coefficients appearing in this expansion, let us derive the polarization P_i [C m⁻²] and magnetization M_i [A m⁻¹] vectors of the material medium, which can be obtained by means of the derivatives of F with respect to E_i and H_i fields as follows,

$$\begin{aligned} P_i = & - \frac{\partial F}{\partial E_i} \\ = & P_i^S + \epsilon_0 \left\{ \chi_{ij}^{(1)} E_j + \chi_{ijk}^{(2)} E_j E_k + \dots \right\} \\ & + \left\{ \alpha_{ij} H_j + \frac{1}{2} \beta_{ijk} H_j H_k + \gamma_{ijk} H_k E_j + \dots \right\} \end{aligned}$$

and

$$\begin{aligned} \mu_0 M_i = & - \frac{\partial F}{\partial H_i} \\ = & \mu_0 M_i^S + \mu_0 \left\{ \tilde{\chi}_{ij}^{(1)} H_j + \tilde{\chi}_{ijk}^{(2)} H_j H_k + \dots \right\} \\ & + \left\{ \alpha_{ji} E_j + \beta_{kij} E_k H_j + \frac{1}{2} \gamma_{ijk} E_j E_k + \dots \right\}, \end{aligned}$$

where curly brackets were introduced to identify the contributions related to dielectric (the first brackets in P_i), magnetic (the first bracket in M_i), and magnetoelectric (second brackets in both expressions) effects. In the above results P_i^S and M_i^S are the i -th components of the spontaneous polarization and magnetization, respectively, and they are related to zero-th order effects. The order of the effects refers to the power of the fields that appear in the above polarization and magnetization vectors. Dimensionless coefficients $\chi_{ij}^{(1)}$ and $\tilde{\chi}_{ij}^{(1)}$ are the first-order induced electric and magnetic linear contributions to the susceptibilities of the medium, respectively, while α_{ij} [s m⁻¹] are linear magnetoelectric coefficients — they are related to a polarization effect linearly induced by a magnetic field or a magnetization effect linearly induced by an electric field. Such effects are called linear magnetoelectric effects. All the other terms are related to nonlinear processes described by the upper order electric, magnetic and magnetoelectric coefficients in the above expansion. For instance, a medium with non null β_{ijk} [s A⁻¹] coefficients will exhibit a contribution to the effective dielectric permittivity that depends on the magnitude and direction of the externally applied magnetic field and, at same time, a contribution to the effective

magnetic permeability that depends on the magnitude and direction of the externally applied electric field, and so on. A similar reasoning applies for γ_{kij} [s V⁻¹]. The last two terms presented in the free-energy density expansion are related to electro-optic and magneto-optic effects, respectively. The corresponding coefficients are the second-order electric $\chi_{ijk}^{(2)}$ [m V⁻¹] and magnetic $\tilde{\chi}_{ijk}^{(2)}$ [m A⁻¹] susceptibilities. All these coefficients can depend on temperature.

In the static regime, due to the contraction of $\chi_{ij}^{(1)}$, $\tilde{\chi}_{ij}^{(1)}$, β_{kij} and γ_{kij} with squared electric or magnetic fields, only the symmetric part (in the last two indices) of these quantities will survive, as explicitly shown in the expression for F . Hence, it is immediately assumed that these coefficients are symmetric in the corresponding indices, such as, for instance, $\beta_{ijk} = \beta_{ikj}$. A similar reasoning applies to $\chi_{ijk}^{(2)}$ and $\tilde{\chi}_{ijk}^{(2)}$ coefficients, but now involving all three of their indexes. It should be mentioned, however, that when a dispersive medium is considered additional considerations are required in order to determine the symmetry properties of these coefficients (see, for instance, the discussion in Appendix B).

The magnetization is here defined to have the same physical dimension of the auxiliary field H_i , as follows from the formulation of the Maxwell-Ampère law in terms of the H_i field in Eq. (2). However, the choice of magnetization with the same physical dimension of B_i is also used in the literature [14, 16, 18, 30]. Finally, all the above discussed optical coefficients are conveniently defined in terms of the derivatives of F with respect to the electric and magnetic fields in the different orders of the expansion. Hence, differences in their notation are common in the literature.

Appendix B: A note on non instantaneous response of a material medium

As is well known, polarization and magnetization phenomena appears as consequence of externally applied fields. Hence, such effects must be causally connected to the applied fields by means of response functions that characterize each particular medium in consideration [48]. Here, a brief account of this issue is presented in order to better understand the approximations implemented in this manuscript. Possible effects due to spatial dispersion are being neglected.

We start with the auxiliary field $D_i(\vec{r}, t) = \varepsilon_0 E_i(\vec{r}, t) + P_i(\vec{r}, t)$ (to simplify the notation, the spatial dependence is omitted hereinafter). Keeping only a linear dielectric contribution to the polarization vector, it reads,

$$P_i(t) = \varepsilon_0 \int_{-\infty}^{\infty} d\tau f_{ij}^{(1)}(\tau) E_j(t - \tau),$$

where $f_{ij}^{(1)}(\tau)$ is the response function of the medium that obeys $f_{ij}^{(1)}(\tau) = 0$, $\tau < 0$, so as to ensure causality. As assumed in Sec. II B, the total field is split

in a constant background field plus a monochromatic wave field of frequency ω as $E_i(t) = E_i^0 + E_i^\omega(t)$, with $E_j^\omega(t) = e_j \exp[i(\omega t - q_n x_n)]$. Now, introducing this result in $P_i(t)$, returning to $D_i(t)$, and organizing it in terms of background and wave fields, we get

$$D_j(t) = \varepsilon_0 \left[\delta_{jk} + \int_{-\infty}^{\infty} d\tau f_{jk}^{(1)}(\tau) \right] E_k^0 + \varepsilon_0 \left[\delta_{jk} + \int_{-\infty}^{\infty} d\tau f_{jk}^{(1)}(\tau) e^{-i\omega\tau} \right] E_k^\omega(t).$$

The first-order frequency-dependent electric susceptibility of the medium is defined as

$$\chi_{jk}^{(1)}(\omega) = \int_{-\infty}^{\infty} d\tau f_{jk}^{(1)}(\tau) e^{-i\omega\tau}.$$

Hence, it follows that $D_i(t)$ can be separated into a constant part, that depends on the magnitude of the background field, and a wave part as

$$D_i(t) = \varepsilon_0 [\delta_{ij} + \chi_{ij}^{(1)}(0)] E_j^0 + \varepsilon_0 [\delta_{ij} + \chi_{ij}^{(1)}(\omega)] E_j^\omega(t).$$

In the study of wave propagation only the time derivative of $D_i(t)$ is required, which makes the first term in the above equation inconsequential.

Similar reasoning applies when nonlinear contributions to electric and magnetic susceptibilities are involved. For instance, if a first-order nonlinear contribution to the dielectric sector (the one responsible by Pockels' effect) is included, we would obtain,

$$D_i(t) = \varepsilon_0 [\delta_{ij} + \chi_{ij}^{(1)}(0) + \chi_{ijk}^{(2)}(0, 0) E_k^0] E_j^0 + \varepsilon_0 [\delta_{ij} + \chi_{ij}^{(1)}(\omega) + 2\chi_{ijk}^{(2)}(\omega, 0) E_k^0] E_j^\omega(t) + \varepsilon_0 \chi_{ijk}^{(2)}(\omega, \omega) E_j^\omega(t) E_k^\omega(t),$$

where the second-order electric susceptibility $\chi_{ijk}^{(2)}(\omega, \omega')$ is defined as

$$\chi_{jkl}^{(2)}(\omega, \omega') = \int_{-\infty}^{\infty} d\tau \int_{-\infty}^{\infty} d\tau' f_{jkl}^{(2)}(\tau, \tau') e^{-i(\omega\tau + \omega'\tau')},$$

and $f_{jkl}^{(2)}(\tau, \tau')$ is the corresponding response function. Intrinsic permutation symmetry is being assumed, which means that $\chi_{ijk}^{(2)}(\omega, \omega') = \chi_{ikj}^{(2)}(\omega', \omega)$. Given the physical regime assumed in the study of wave propagation in Sec. II B, only the second term in the above expression for $D_i(t)$ collaborates because the first one is a constant and the last one is second-order in the wave field, i.e., it is negligible in our treatment because $\|E_i^0\| \gg \|E_i^\omega(t)\|$. Thus,

$$\partial_t D_i(t) \approx \varepsilon_0 [\delta_{ij} + \chi_{ij}^{(1)}(\omega) + 2\chi_{ijk}^{(2)}(\omega, 0) E_k^0] \partial_t E_j^\omega.$$

Ignoring the frequency dependence in the susceptibilities for a moment, the above result can be directly obtained by assuming $\varepsilon_{ij} = \varepsilon_0 [\delta_{ij} + \chi_{ij}^{(1)} + \chi_{ijk}^{(2)} E_k(t)]$ in Eq. (3),

taking the time derivative of $D_i(t)$, and implementing the approximations discussed in Sec. II B.

Direct inspection of the above equation shows that the nonlinear effect is activated by the constant background electric field E_i^0 . In the absence of this field, the system behaves like a linear anisotropic system, up to a second-order term in the wave field that was neglected in our

approximations. Finally, the idealized case of an instantaneous medium, would produce a similar result. In this case, the response functions would be proportional to delta functions and the above result would be the same, but with electric susceptibilities taking their static values $\chi_{ij}^{(1)}(0)$ and $\chi_{ijk}^{(2)}(0,0)$.

-
- [1] D. F. Arago, “Mémoire sur une modification remarquable qu’éprouvent les rayons lumineux dans leur passage à travers certains corps diaphanes et sur quelques autres nouveaux phénomènes d’optique,” *Mémoires de la Classe des Sciences Mathématiques et Physiques de l’Institut impérial de France* **1**, 93 (1811).
 - [2] J. B. Biot, “Phénomènes de la polarisation successive, observés dans des fluides homogènes,” *Nouveau Bulletin des Sciences, par la Société Philomathique de Paris* **4**, 190 (1814).
 - [3] L. Pasteur, “Recherches sur les relations qui peuvent exister entre la forme cristalline, la composition chimique et le sens de la polarisation rotatoire,” *Annales de Chimie et de Physique* **24**, 442 (1848).
 - [4] A. Fresnel, “Oeuvres Complètes d’Augustin Fresnel,” *Imprimerie Impériale* **2**, 479 (1868).
 - [5] P. Curie, “Sur la symétrie dans les phénomènes physiques, symétrie d’un champ électrique et d’un champ magnétique,” *Journal de Physique Théorique et Appliquée* **3**, 393 (1894).
 - [6] Paul Drude, *Lehrbuch der Optik* (Verlag von S. Hirzel, Leipzig, 1900).
 - [7] F. I. Fedorov, “On the theory of optical activity in crystals. I. The law of conservation of energy and the optical activity tensors,” *Optics and Spectroscopy* **6**, 49 (1959).
 - [8] F. I. Fedorov, “On the Theory of Optical Activity in Crystals II,” *Optics and Spectroscopy* **6**, 237 (1959).
 - [9] Jerzy Plebanski, “Electromagnetic Waves in Gravitational Fields,” *Physical Review* **118**, 1396–1408 (1960).
 - [10] I. E. Dzyaloshinskii, “On the magneto-electrical effect in antiferromagnets,” *JETP* **10**, 628 (1960).
 - [11] D. N. Astrov, “The magnetoelectric effect in antiferromagnets,” *JETP* **11**, 708 (1960).
 - [12] R. Fuchs, “Wave propagation in a magnetoelectric medium,” *Philosophical Magazine* **11**, 647 (1965).
 - [13] R. R. Birss and R. G. Shtrubsall, “The propagation of electromagnetic waves in magnetoelectric crystals,” *Philosophical Magazine* **15**, 687 (1967).
 - [14] H. Schmid, “On a magnetoelectric classification of materials,” *International Journal of Magnetism* **4**, 337 (1973).
 - [15] A. Lakhtakia, V. K. Varadan, and V. V. Varadan, *Time-Harmonic Electromagnetic Fields in Chiral Media, Lecture Notes in Physics, Vol. 335* (Springer-Verlag, Berlin, 1989).
 - [16] J. P. Rivera, “A short review of the magnetoelectric effect and related experimental techniques on single phase (multi-) ferroics,” *European Physical Journal B* **71**, 299 (2009).
 - [17] I. V. Lindell, A. H. Sihvola, S. A. Tretyakov, and A. J. Viitanen, *Electromagnetic Waves in Chiral and Bi-Isotropic Media* (Artech, Boston, 1994).
 - [18] M. Fiebig, “Topical Review: Revival of the magnetoelectric effect,” *Journal of Physics D: Applied Physics* **38**, R123 (2005).
 - [19] L. Herrera Diez, R. Kruk, K. Leistner, and J. Sort, “Magnetoelectric materials, phenomena, and devices,” *APL Materials* **9**, 050401 (2021).
 - [20] X. Liang, H. Chen, and N. X. Sun, “Magnetoelectric materials and devices,” *APL Materials* **9**, 041114 (2021).
 - [21] W. Eerenstein, N. D. Mathur, and J. F. Scott, “Multiferroic and magnetoelectric materials,” *Nature* **442**, 759 (2006).
 - [22] S. Toyoda, N. Abe, and T. Arima, “Nonreciprocal refraction of light in a magnetoelectric material,” *Physical Review Letters* **123**, 077401 (2019).
 - [23] V. Kocsis, K. Penc, T. Rőöm, U. Nagel, J. Vit, J. Romhányi, Y. Tokunaga, Y. Taguchi, Y. Tokura, I. Kézsmárki, and S. Bordács, “Identification of Antiferromagnetic Domains Via the Optical Magnetoelectric Effect,” *Physical Review Letters* **121**, 057601 (2018), arXiv:1711.08124 [cond-mat.str-el].
 - [24] M. Zaeimbashi, M. Nasrollahpour, A. Khalifa, A. Romano, X. Liang, H. Chen, N. Sun, A. Matyushov, H. Lin, C. Dong, Z. Xu, A. Mittal, I. Martos-Repath, G. Jha, N. Mirchandani, D. Das, M. Onabajo, A. Shrivastava, S. Cash, and N. X. Sun, “Ultra-compact dual-band smart NEMS magnetoelectric antennas for simultaneous wireless energy harvesting and magnetic field sensing,” *Nature Communications* **12**, 3141 (2021).
 - [25] R. Masuda, Y. Kaneko, Y. Tokura, and Y. Takahashi, “Electric field control of natural optical activity in a multiferroic helimagnet,” *Science* **372**, 496–500 (2021).
 - [26] K. Sawada and N. Nagaosa, “Optical Magnetoelectric Effect in Multiferroic Materials: Evidence for a Lorentz Force Acting on a Ray of Light,” *Physical Review Letters* **95**, 237402 (2005), arXiv:cond-mat/0507593 [cond-mat.mes-hall].
 - [27] F. W. Hehl, Y. N. Obukhov, J. P. Rivera, and H. Schmid, “Magnetoelectric Cr_2O_3 and relativity theory,” *European Physical Journal B* **71**, 321 (2009), arXiv:0903.1261 [cond-mat.other].
 - [28] I. V. Lindell, A. Sihvola, and A. Favaro, “Plane-Wave Propagation in Extreme Magnetoelectric Media,” *IEEE Transactions on Antennas and Propagation* **64**, 5382 (2016), arXiv:1604.04416 [physics.optics].
 - [29] V. A. De Lorenci and J. P. Pereira, “Trirefringence in nonlinear metamaterials,” *Physical Review A* **86**, 013801 (2012), arXiv:1202.3425 [physics.optics].
 - [30] V. A. De Lorenci, A. L. Ferreira Junior, and J. P. Pereira, “Trirefringence in nonlinear magnetoelectric metamaterials revisited,” *Physical Review A* **99**, 053841 (2019), arXiv:1901.07087 [physics.optics].
 - [31] M. Lapine, I. V. Shadrivov, and Y. S. Kivshar, “Colloquium: Nonlinear metamaterials,” *Reviews of Modern*

- Physics **86**, 1093 (2014).
- [32] A. Lakhtakia, “Trirefracting potentials for isotropic birefringent media,” *International Journal of Applied Electromagnetics in Materials* **3**, 101 (1992).
 - [33] D. Cheng and J. A. Kong, “Covariant descriptions of bianisotropic media,” *Proc. of the IEEE* **56**, 248 (1968).
 - [34] T. G. Mackay and A. Lakhtakia, *Electromagnetic Anisotropy and Bianisotropy: a Field Guide (World Scientific, New Jersey, 2010)*.
 - [35] L. D. Landau and E. M. Lifshitz, *Electrodynamics of Continuous Media* (Pergamon Press, Oxford, 1984).
 - [36] V. A. De Lorenci and G. P. Goulart, “Magneto-electric birefringence revisited,” *Physical Review D* **78**, 045015 (2008), [arXiv:0806.4685 \[physics.optics\]](#); V. A. De Lorenci and D. D. Pereira, “Magneto-electric birefringence as a unique effect in isotropic media,” *Physical Review E* **82**, 036605 (2010).
 - [37] M. Born and E. Wolf, *Principles of Optics* (Cambridge University Press, Cambridge, 1999).
 - [38] E. Bittencourt, G. H. S. Camargo, V. A. De Lorenci, and R. Klippert, “Controlled opacity in a class of nonlinear dielectric media,” *Physical Review A* **95**, 033826 (2017), [arXiv:1611.03813 \[physics.optics\]](#); E. Bittencourt, R. Klippert, D. R. da Silva, and E. Goulart, “Spherical symmetry and nonmagnetic dielectrics in analog models of gravity,” *Phys. Rev. A* **104**, 043523 (2021), [arXiv:2107.08226 \[gr-qc\]](#).
 - [39] V. A. De Lorenci, “Effective geometry for light traveling in material media,” *Physical Review E* **65**, 026612 (2002); V. A. De Lorenci and R. Klippert, “Analogue gravity from electrodynamics in nonlinear media,” *Physical Review D* **65**, 064027 (2002), [gr-qc/0107008](#); V. A. De Lorenci and J. M. Salim, “Aspects of light propagation in anisotropic dielectric media,” *Physics Letters A* **360**, 10 (2006).
 - [40] Carlos Barceló, Stefano Liberati, and Matt Visser, “Analogue Gravity,” *Living Reviews in Relativity* **8**, 12 (2005), [arXiv:gr-qc/0505065 \[gr-qc\]](#).
 - [41] Gary Gibbons and Marcus Werner, “The Gravitational Magneto-electric Effect,” *Universe* **5**, 88 (2019), [arXiv:1903.00223 \[gr-qc\]](#).
 - [42] C. Tabares-Muñoz, J. P. Rivera, A. Bezinges, A. Monnier, and H. Schmid, “Measurement of the quadratic magneto-electric effect on single crystalline BiFeO₃,” *Japanese Journal of Applied Physics* **24**, 1051 (1985).
 - [43] J. F. Scott and D. R. Tilley, “Magneto-electric anomalies in bnmf₄,” *Ferroelectrics* **161**, 235 (1994).
 - [44] V. V. Eremenko and N. F. Kharchenko, “Magneto-optics of antiferromagnets,” *Physics Reports* **155**, 379–401 (1987).
 - [45] S. L. Hou and N. Bloembergen, “Paramagneto-electric Effects in NiSO₄·6H₂O,” *Physical Review* **138**, 1218–1226 (1965).
 - [46] Z.-G. Ye, J.-P. Rivera, H. Schmid, M. Haida, and K. Kohn, “Magneto-electric effect and magnetic torque of chromium chlorine boracite Cr₃B₇O₁₃Cl,” *Ferroelectrics* **161**, 99 (1994).
 - [47] J.-P. Rivera, “On definitions, units, measurements, tensor forms of the linear magneto-electric effect and on a new dynamic method applied to Cr-Cl boracite,” *Ferroelectrics* **161**, 165–180 (1994).
 - [48] E. J. Post, *Formal structure of the electromagnetics* (North-Holland, Amsterdam, 1962).