

Study of $e^+e^- \rightarrow \Upsilon(1S, 2S)\eta$ and $e^+e^- \rightarrow \Upsilon(1S)\eta'$ at $\sqrt{s} = 10.866$ GeV with the Belle detector

E. Kovalenko,^{4,62} A. Garmash,^{4,62} P. Krokovny,^{4,62} I. Adachi,^{18,14} H. Aihara,⁸³ D. M. Asner,³ V. Aulchenko,^{4,62} T. Aushev,²⁰ R. Ayad,⁷⁷ V. Babu,⁸ S. Bahinipati,²⁴ P. Behera,²⁶ J. Bennett,⁵⁰ M. Bessner,¹⁷ T. Bilka,⁵ J. Biswal,³⁴ A. Bobrov,^{4,62} A. Bondar,^{4,62} G. Bonvicini,⁸⁷ A. Bozek,⁵⁹ M. Bračko,^{47,34} T. E. Browder,¹⁷ M. Campajola,^{31,55} L. Cao,² D. Červenkovič,⁵ M.-C. Chang,⁹ B. G. Cheon,¹⁶ K. Chilikin,⁴² H. E. Cho,¹⁶ K. Cho,³⁷ S.-J. Cho,⁸⁹ S.-K. Choi,¹⁵ Y. Choi,⁷⁵ S. Choudhury,²⁵ D. Cinabro,⁸⁷ S. Cunliffe,⁸ S. Das,⁴⁶ G. De Nardo,^{31,55} F. Di Capua,^{31,55} Z. Doležal,⁵ T. V. Dong,¹⁰ S. Eidelman,^{4,62,42} D. Epifanov,^{4,62} T. Ferber,⁸ A. Frey,¹³ B. G. Fulsom,⁶⁴ R. Garg,⁶⁵ V. Gaur,⁸⁶ N. Gabyshev,^{4,62} A. Giri,²⁵ P. Goldenzweig,³⁵ D. Greenwald,⁷⁹ K. Gudkova,^{4,62} C. Hadjivasiliou,⁶⁴ T. Hara,^{18,14} K. Hayasaka,⁶¹ W.-S. Hou,⁵⁸ C.-L. Hsu,⁷⁶ T. Iijima,^{54,53} K. Inami,⁵³ A. Ishikawa,^{18,14} R. Itoh,^{18,14} M. Iwasaki,⁶³ W. W. Jacobs,²⁷ Y. Jin,⁸³ K. K. Joo,⁶ G. Karyan,⁸ H. Kichimi,¹⁸ C. Kiesling,⁴⁸ C. H. Kim,¹⁶ D. Y. Kim,⁷⁴ K.-H. Kim,⁸⁹ S. H. Kim,⁷² Y.-K. Kim,⁸⁹ K. Kinoshita,⁷ P. Kodyš,⁵ T. Konno,³⁶ A. Korobov,^{4,62} S. Korpar,^{47,34} P. Krizan,^{43,34} R. Kroeger,⁵⁰ T. Kuhr,⁴⁴ M. Kumar,⁴⁶ R. Kumar,⁶⁸ K. Kumara,⁸⁷ A. Kuzmin,^{4,62} Y.-J. Kwon,⁸⁹ K. Lalwani,⁴⁶ J. S. Lange,¹¹ S. C. Lee,⁴⁰ Y. B. Li,⁶⁶ L. Li Gioi,⁴⁸ J. Libby,²⁶ K. Lieret,⁴⁴ D. Liventsev,^{87,18} C. MacQueen,⁴⁹ M. Masuda,^{82,69} T. Matsuda,⁵¹ D. Matvienko,^{4,62,42} M. Merola,^{31,55} F. Metzner,³⁵ K. Miyabayashi,⁵⁶ R. Mizuk,^{42,20} G. B. Mohanty,⁷⁸ M. Nakao,^{18,14} A. Natchii,¹⁷ L. Nayak,²⁵ M. Niiyama,³⁹ N. K. Nisar,³ S. Nishida,^{18,14} K. Ogawa,⁶¹ S. Ogawa,⁸⁰ H. Ono,^{60,61} P. Oskin,⁴² P. Pakhlov,^{42,52} G. Pakhlova,^{20,42} S. Pardi,³¹ H. Park,⁴⁰ S.-H. Park,¹⁸ S. Patra,²³ S. Paul,^{79,48} T. K. Pedlar,⁴⁵ R. Pestotnik,³⁴ L. E. Piilonen,⁸⁶ T. Podobnik,^{43,34} E. Prencipe,²¹ M. T. Prim,² A. Rabusov,⁷⁹ M. Röhrken,⁸ A. Rostomyan,⁸ N. Rout,²⁶ G. Russo,⁵⁵ D. Sahoo,⁷⁸ S. Sandilya,²⁵ A. Sangal,⁷ T. Sanuki,⁸¹ V. Savinov,⁶⁷ G. Schnell,^{1,22} C. Schwanda,²⁹ Y. Seino,⁶¹ K. Senyo,⁸⁸ M. E. Sevier,⁴⁹ C. Sharma,⁴⁶ J.-G. Shiu,⁵⁸ B. Shwartz,^{4,62} A. Sokolov,³⁰ E. Solovieva,⁴² M. Starič,³⁴ Z. S. Stottler,⁸⁶ M. Sumihama,¹² T. Sumiyoshi,⁸⁵ W. Sutcliffe,² M. Takizawa,^{73,19,70} U. Tamponi,³² K. Tanida,³³ F. Tenchini,⁸ K. Trabelsi,⁴¹ M. Uchida,⁸⁴ T. Uglov,^{42,20} Y. Unno,¹⁶ K. Uno,⁶¹ S. Uno,^{18,14} P. Urquijo,⁴⁹ Y. Usov,^{4,62} R. Van Tonder,² G. Varner,¹⁷ A. Vinokurova,^{4,62} E. Waheed,¹⁸ C. H. Wang,⁵⁷ M.-Z. Wang,⁵⁸ P. Wang,²⁸ M. Watanabe,⁶¹ O. Werbycka,⁵⁹ E. Won,³⁸ W. Yan,⁷¹ S. B. Yang,³⁸ H. Ye,⁸ J. H. Yin,³⁸ Y. Yusa,⁶¹ Z. P. Zhang,⁷¹ V. Zhilich,^{4,62} and V. Zhukova⁴²

(The Belle Collaboration)

¹Department of Physics, University of the Basque Country UPV/EHU, 48080 Bilbao

²University of Bonn, 53115 Bonn

³Brookhaven National Laboratory, Upton, New York 11973

⁴Budker Institute of Nuclear Physics SB RAS, Novosibirsk 630090

⁵Faculty of Mathematics and Physics, Charles University, 121 16 Prague

⁶Chonnam National University, Gwangju 61186

⁷University of Cincinnati, Cincinnati, Ohio 45221

⁸Deutsches Elektronen-Synchrotron, 22607 Hamburg

⁹Department of Physics, Fu Jen Catholic University, Taipei 24205

¹⁰Key Laboratory of Nuclear Physics and Ion-beam Application (MOE) and Institute of Modern Physics, Fudan University, Shanghai 200443

¹¹Justus-Liebig-Universität Gießen, 35392 Gießen

¹²Gifu University, Gifu 501-1193

¹³II. Physikalisches Institut, Georg-August-Universität Göttingen, 37073 Göttingen

¹⁴SOKENDAI (The Graduate University for Advanced Studies), Hayama 240-0193

¹⁵Gyeongsang National University, Jinju 52828

¹⁶Department of Physics and Institute of Natural Sciences, Hanyang University, Seoul 04763

¹⁷University of Hawaii, Honolulu, Hawaii 96822

¹⁸High Energy Accelerator Research Organization (KEK), Tsukuba 305-0801

¹⁹J-PARC Branch, KEK Theory Center, High Energy Accelerator Research Organization (KEK), Tsukuba 305-0801

²⁰National Research University Higher School of Economics, Moscow 101000

²¹Forschungszentrum Jülich, 52425 Jülich

²²IKERBASQUE, Basque Foundation for Science, 48013 Bilbao

²³Indian Institute of Science Education and Research Mohali, SAS Nagar, 140306

²⁴Indian Institute of Technology Bhubaneswar, Satya Nagar 751007

²⁵Indian Institute of Technology Hyderabad, Telangana 502285

- ²⁶Indian Institute of Technology Madras, Chennai 600036
- ²⁷Indiana University, Bloomington, Indiana 47408
- ²⁸Institute of High Energy Physics, Chinese Academy of Sciences, Beijing 100049
- ²⁹Institute of High Energy Physics, Vienna 1050
- ³⁰Institute for High Energy Physics, Protvino 142281
- ³¹INFN - Sezione di Napoli, 80126 Napoli
- ³²INFN - Sezione di Torino, 10125 Torino
- ³³Advanced Science Research Center, Japan Atomic Energy Agency, Naka 319-1195
- ³⁴J. Stefan Institute, 1000 Ljubljana
- ³⁵Institut für Experimentelle Teilchenphysik, Karlsruher Institut für Technologie, 76131 Karlsruhe
- ³⁶Kitasato University, Sagami-hara 252-0373
- ³⁷Korea Institute of Science and Technology Information, Daejeon 34141
- ³⁸Korea University, Seoul 02841
- ³⁹Kyoto Sangyo University, Kyoto 603-8555
- ⁴⁰Kyungpook National University, Daegu 41566
- ⁴¹Université Paris-Saclay, CNRS/IN2P3, IJCLab, 91405 Orsay
- ⁴²P.N. Lebedev Physical Institute of the Russian Academy of Sciences, Moscow 119991
- ⁴³Faculty of Mathematics and Physics, University of Ljubljana, 1000 Ljubljana
- ⁴⁴Ludwig Maximilians University, 80539 Munich
- ⁴⁵Luther College, Decorah, Iowa 52101
- ⁴⁶Malaviya National Institute of Technology Jaipur, Jaipur 302017
- ⁴⁷Faculty of Chemistry and Chemical Engineering, University of Maribor, 2000 Maribor
- ⁴⁸Max-Planck-Institut für Physik, 80805 München
- ⁴⁹School of Physics, University of Melbourne, Victoria 3010
- ⁵⁰University of Mississippi, University, Mississippi 38677
- ⁵¹University of Miyazaki, Miyazaki 889-2192
- ⁵²Moscow Physical Engineering Institute, Moscow 115409
- ⁵³Graduate School of Science, Nagoya University, Nagoya 464-8602
- ⁵⁴Kobayashi-Maskawa Institute, Nagoya University, Nagoya 464-8602
- ⁵⁵Università di Napoli Federico II, 80126 Napoli
- ⁵⁶Nara Women's University, Nara 630-8506
- ⁵⁷National United University, Miao Li 36003
- ⁵⁸Department of Physics, National Taiwan University, Taipei 10617
- ⁵⁹H. Niewodniczanski Institute of Nuclear Physics, Krakow 31-342
- ⁶⁰Nippon Dental University, Niigata 951-8580
- ⁶¹Niigata University, Niigata 950-2181
- ⁶²Novosibirsk State University, Novosibirsk 630090
- ⁶³Osaka City University, Osaka 558-8585
- ⁶⁴Pacific Northwest National Laboratory, Richland, Washington 99352
- ⁶⁵Panjab University, Chandigarh 160014
- ⁶⁶Peking University, Beijing 100871
- ⁶⁷University of Pittsburgh, Pittsburgh, Pennsylvania 15260
- ⁶⁸Punjab Agricultural University, Ludhiana 141004
- ⁶⁹Research Center for Nuclear Physics, Osaka University, Osaka 567-0047
- ⁷⁰Meson Science Laboratory, Cluster for Pioneering Research, RIKEN, Saitama 351-0198
- ⁷¹Department of Modern Physics and State Key Laboratory of Particle Detection and Electronics, University of Science and Technology of China, Hefei 230026
- ⁷²Seoul National University, Seoul 08826
- ⁷³Showa Pharmaceutical University, Tokyo 194-8543
- ⁷⁴Soongsil University, Seoul 06978
- ⁷⁵Sungkyunkwan University, Suwon 16419
- ⁷⁶School of Physics, University of Sydney, New South Wales 2006
- ⁷⁷Department of Physics, Faculty of Science, University of Tabuk, Tabuk 71451
- ⁷⁸Tata Institute of Fundamental Research, Mumbai 400005
- ⁷⁹Department of Physics, Technische Universität München, 85748 Garching
- ⁸⁰Toho University, Funabashi 274-8510
- ⁸¹Department of Physics, Tohoku University, Sendai 980-8578
- ⁸²Earthquake Research Institute, University of Tokyo, Tokyo 113-0032
- ⁸³Department of Physics, University of Tokyo, Tokyo 113-0033
- ⁸⁴Tokyo Institute of Technology, Tokyo 152-8550
- ⁸⁵Tokyo Metropolitan University, Tokyo 192-0397
- ⁸⁶Virginia Polytechnic Institute and State University, Blacksburg, Virginia 24061
- ⁸⁷Wayne State University, Detroit, Michigan 48202
- ⁸⁸Yamagata University, Yamagata 990-8560

We report the first observation of the processes $e^+e^- \rightarrow \Upsilon(1S, 2S)\eta$ at $\sqrt{s} = 10.866$ GeV with a 10.2σ and 16.5σ significance respectively. The measured Born cross sections are $\sigma(e^+e^- \rightarrow \Upsilon(2S)\eta) = 2.07 \pm 0.21 \pm 0.19$ pb, and $\sigma(e^+e^- \rightarrow \Upsilon(1S)\eta) = 0.42 \pm 0.08 \pm 0.04$ pb. We also set the upper limit on the cross section of the process $e^+e^- \rightarrow \Upsilon(1S)\eta'$ to be $\sigma(e^+e^- \rightarrow \Upsilon(1S)\eta') < 0.035$ pb at 90% CL. The results are obtained with the data sample collected with the Belle detector at the KEKB asymmetric-energy e^+e^- collider in the energy range from 10.63 GeV to 11.02 GeV.

PACS numbers: 14.40.Pq, 13.25.Gv, 13.66.Bc

I. INTRODUCTION

Bottomonium states (bound states of $b\bar{b}$) above the $B\bar{B}$ threshold have unexpected properties. For example, the $\Upsilon(10860)$ resonance, commonly denoted as $\Upsilon(5S)$, decays into $\Upsilon(nS)\pi^+\pi^-$ ($n = 1, 2, 3$) with widths around 300 – 400 keV, about two orders of magnitude larger than those for similar decays of the $\Upsilon(2S)$ – $\Upsilon(4S)$ which have widths around 0.5 – 5 keV [1]. One possible interpretation of such behavior is the existence of a light-flavor admixture in the $\Upsilon(5S)$ resonance [2, 3], which leads to cancellation of the suppression caused by heavy quark gluon emission.

Observation by the Belle collaboration of unexpectedly large values for the ratios $\frac{\Gamma(\Upsilon(5S) \rightarrow h_b(1P)\pi^+\pi^-)}{\Gamma(\Upsilon(5S) \rightarrow \Upsilon(1S)\pi^+\pi^-)} = 0.46 \pm 0.08^{+0.07}_{-0.12}$ and $\frac{\Gamma(\Upsilon(5S) \rightarrow h_b(2P)\pi^+\pi^-)}{\Gamma(\Upsilon(5S) \rightarrow \Upsilon(2S)\pi^+\pi^-)} = 0.77 \pm 0.08^{+0.22}_{-0.17}$ [4], while it was expected to be $\mathcal{O}(10^{-2})$ due to heavy quark spin flip [5], has led to discovery of exotic four-quark bound states $Z_b(10610)$ and $Z_b(10650)$ [6]. Another similar ratio $\frac{\Gamma(\Upsilon(4S, 5S) \rightarrow \Upsilon(1S)\eta)}{\Gamma(\Upsilon(4S, 5S) \rightarrow \Upsilon(1S)\pi^+\pi^-)}$ is also expected to be $\mathcal{O}(10^{-2})$ in the QCDME model [7], but has been measured to be $2.41 \pm 0.40 \pm 0.12$ for the $\Upsilon(4S)$ resonance [8]. Moreover, the measurement of $\mathcal{B}(\Upsilon(4S) \rightarrow \eta h_b(1P)) = (2.18 \pm 0.11 \pm 0.18) \times 10^{-3}$ [9] violates naive quark-antiquark models [10] like QCDME. Nevertheless, for bottomonium states below the $B\bar{B}$ threshold, the QCDME model predictions are consistent with measurements: $\frac{\Gamma(\Upsilon(2S) \rightarrow \Upsilon(1S)\eta)}{\Gamma(\Upsilon(2S) \rightarrow \Upsilon(1S)\pi^+\pi^-)} = (1.64 \pm 0.25) \times 10^{-3}$ [1] and $\frac{\Gamma(\Upsilon(3S) \rightarrow \Upsilon(1S)\eta)}{\Gamma(\Upsilon(3S) \rightarrow \Upsilon(1S)\pi^+\pi^-)} < 2.3 \times 10^{-3}$ [11]. Therefore, analysis of similar processes is crucial for better understanding of the quark structure of bottomonium states above the $B\bar{B}$ threshold.

This paper describes the study of hadronic transitions between bottomonium states with emission of an $\eta^{(\prime)}$ meson at $\sqrt{s} = 10.866$ GeV. The process $e^+e^- \rightarrow \Upsilon(2S)\eta$ is studied in two different modes: the first decay chain $\Upsilon(2S) \rightarrow \Upsilon(1S)\pi^+\pi^-$, $\Upsilon(1S) \rightarrow \mu^+\mu^-$, $\eta \rightarrow \gamma\gamma$ denoted as $\Upsilon(2S)\eta[\gamma\gamma]$; the second decay chain $\Upsilon(2S) \rightarrow \mu^+\mu^-$, $\eta \rightarrow \pi^+\pi^-\pi^0$, $\pi^0 \rightarrow \gamma\gamma$ denoted as $\Upsilon(2S)\eta[3\pi]$. The process $e^+e^- \rightarrow \Upsilon(1S)\eta$ is studied in the decay chain $\Upsilon(1S) \rightarrow \mu^+\mu^-$, $\eta \rightarrow \pi^+\pi^-\pi^0$, $\pi^0 \rightarrow \gamma\gamma$ denoted as $\Upsilon(1S)\eta[3\pi]$. The process $e^+e^- \rightarrow \Upsilon(1S)\eta'$ is studied in two different modes: the first decay chain $\Upsilon(1S) \rightarrow \mu^+\mu^-$, $\eta' \rightarrow \pi^+\pi^-\eta$, $\eta \rightarrow \gamma\gamma$ denoted as $\Upsilon(1S)\eta'[\pi\pi\eta]$; the second decay chain $\Upsilon(1S) \rightarrow \mu^+\mu^-$, $\eta' \rightarrow \rho^0\gamma$, $\rho^0 \rightarrow \pi^+\pi^-$ denoted as $\Upsilon(1S)\eta'[\rho\gamma]$ and is the only pro-

cess with the $\mu^+\mu^-\pi^+\pi^-\gamma$ final state, while other processes lead to the $\mu^+\mu^-\pi^+\pi^-\gamma\gamma$ final state.

A first evidence for the $e^+e^- \rightarrow \Upsilon(2S)\eta$ process has been reported in Ref. [12], where inclusive measurement with recoil mass distribution against η meson was performed, the Born cross section (see eq. 3) being $\sigma_B(e^+e^- \rightarrow \Upsilon(2S)\eta) = 1.02 \pm 0.30 \pm 0.17$ pb and the upper limit $\sigma_B(e^+e^- \rightarrow \Upsilon(1S)\eta) < 0.49$ pb being set at 90% confidence level. This analysis is exclusive in η decays and independent from the latter one.

We use the data sample of 118.3 fb^{-1} collected at the $\Upsilon(5S)$ resonance and the data sample of 21 fb^{-1} collected during the energy scan in the range from 10.63 GeV to 11.02 GeV by the Belle detector [13, 14] at the KEKB asymmetric-energy e^+e^- collider [15, 16]. The average center-of-mass (CM) energy of the $\Upsilon(5S)$ sample is $\sqrt{s} = 10.866$ GeV. The Belle detector was a large-solid-angle magnetic spectrometer that consisted of a silicon vertex detector, a 50-layer central drift chamber (CDC), an array of aerogel threshold Cherenkov counters (ACC), a barrel-like arrangement of time-of-flight scintillation counters, and an electromagnetic calorimeter comprised of CsI(Tl) crystals (ECL) located inside a superconducting solenoid coil that provided a 1.5 T magnetic field. An iron flux-return yoke located outside of the coil (KLM) was instrumented to detect K_L^0 mesons and to identify muons.

Event selection requirements are optimized using a full Monte Carlo (MC) simulation. MC events are generated using EvtGen [17] and the detector response is modeled using GEANT3 [18]. In the simulation of $e^+e^- \rightarrow \Upsilon(1S, 2S)\eta^{(\prime)}$ we use the angular distribution dictated by the quantum numbers for a vector decay to a pseudoscalar and a vector. The dimuon decay of $\Upsilon(1S, 2S)$ is simulated to be distributed uniformly in phase space, taking into account the proper spin dynamics for decay of a massive vector meson to two leptons. For $\Upsilon(2S) \rightarrow \Upsilon(1S)\pi^+\pi^-$, we use a dipion invariant mass distribution according to the Voloshin and Zakharov model [5] measured in [19]. For the $\eta \rightarrow \pi^+\pi^-\pi^0$ decay, final state particles are distributed in phase space according to the model from [20]. Other decays are generated uniformly in phase space. Final-state radiation is taken into account using the PHOTOS package [21]. Simulation also takes into account variations of the detector configuration and data-taking conditions.

II. EVENT SELECTION

The event selection is performed in two steps. First we require the presence of at least two oppositely charged muon and two oppositely charged pion candidates. Charged tracks must originate from a cylindrical region of length ± 2.5 cm along the z axis (opposite the positron beam) and radius 2 cm in the transverse plane, centered on the e^+e^- interaction point. Muon candidates are identified with a requirement on a likelihood ratio $\mathcal{P}_\mu = \frac{\mathcal{L}_\mu}{\mathcal{L}_\mu + \mathcal{L}_\pi + \mathcal{L}_K} > 0.1$ (efficiency is $\approx 99.9\%$), where the likelihood \mathcal{L}_i , with $i = \mu, \pi, K$, is assigned based on the range of the particle extrapolated from the CDC through KLM and on deviation of hits from extrapolated track [22]. Every charged particle that is not muon or not well identified as an electron ($\mathcal{P}_e < 0.99$) is considered as a charged pion candidate, where \mathcal{P}_e is a similar likelihood ratio based on CDC, ACC, and ECL information [23]. Additionally, we require dimuon invariant mass $M_{\mu\mu} = \sqrt{(P_{\mu^+} + P_{\mu^-})^2}$ to be in the range from 8 GeV/ c^2 to 12 GeV/ c^2 and dipion invariant mass $M_{\pi\pi} = \sqrt{(P_{\pi^+} + P_{\pi^-})^2}$ less than 4 GeV/ c^2 , where P_i is the reconstructed four-momentum of a particle i . At this stage no requirements on photon candidates are applied.

Final-state-specific requirements are applied at the second stage. The following set of selection variables are common to all processes: the angle Ψ between the total momentum of the photons and the total momentum of the charged particles in the CM frame, the invariant mass of the muon pair $M_{\mu\mu}$ (corresponding to the $\Upsilon(1S, 2S)$), and the total reconstructed energy of the final-state particles, E_{tot} . These variables are used to select exclusive decay chains that result in the same final states $\mu^+\mu^-\pi^+\pi^-\gamma(\gamma)$.

The signal region for $\Upsilon(1S) \rightarrow \mu^+\mu^-$ is defined to be $9.235 \text{ GeV}/c^2 < M_{\mu\mu} < 9.685 \text{ GeV}/c^2$ and that for $\Upsilon(2S) \rightarrow \mu^+\mu^-$ is $9.76 \text{ GeV}/c^2 < M_{\mu\mu} < 10.28 \text{ GeV}/c^2$. Four-momentum conservation requires the angle Ψ to be equal to π radian; however, it can deviate even for true candidates due to finite momentum and energy resolutions. For the $\Upsilon(2S)\eta[3\pi]$ mode this effect results in a less strict requirement on the angle Ψ due to the low momentum of the π^0 . Selection criteria for the angle Ψ are listed in Table I for all modes. In case of multiple decay candidates, usually due to additional photons in the event from background processes, the $\mu\mu\pi\pi\gamma(\gamma)$ combination with Ψ closest to π radian is chosen as the best candidate. According to the simulation, fraction of multiple candidate events is about 24% for the $\Upsilon(2S)\eta[3\pi]$ mode and ranges from 3% to 12% for other modes. Finally, E_{tot} is calculated as

$$E_{\text{tot}} = E_{\pi\pi\gamma(\gamma)} + \sqrt{M_{\Upsilon(1S,2S)}^2 + \vec{P}_{\mu\mu}^2}, \quad (1)$$

where instead of the reconstructed value of the $\mu^+\mu^-$ -pair invariant mass the world-average mass of the Υ meson is used [1]. This approach allows one to improve the E_{tot}

resolution by removing a contribution of the $M_{\mu\mu}$ resolution, whose value is about 50 MeV/ c^2 and comparable to the total contribution of all other terms in E_{tot} . Selection requirements on these common variables for all considered decay chains are summarized in Table I. Additional criteria for selection of specific modes are described below.

To reconstruct a neutral pion from the $\pi^0 \rightarrow \gamma\gamma$ decay in the $\Upsilon(1S, 2S)\eta[3\pi]$ modes, the invariant mass $M_{\gamma\gamma}$ should be in the signal range $110 \text{ MeV}/c^2 < M_{\gamma\gamma} < 155 \text{ MeV}/c^2$, with resolution of 5.5 MeV/ c^2 . For the $\Upsilon(1S)\eta'[\pi\pi\eta]$ mode the η meson is reconstructed from the $\eta \rightarrow \gamma\gamma$ decay with a signal range $450 \text{ MeV}/c^2 < M_{\gamma\gamma} < 625 \text{ MeV}/c^2$, with resolution of 12.3 MeV/ c^2 . For the $\Upsilon(1S)\eta'[\rho\gamma]$ mode the ρ^0 resonance is reconstructed from the $\rho^0 \rightarrow \pi^+\pi^-$ decay with a signal range $450 \text{ MeV}/c^2 < M_{\pi\pi} < 950 \text{ MeV}/c^2$, with root-mean-square of 56 MeV/ c^2 .

For the two-body $\Upsilon(5S) \rightarrow \Upsilon(2S)\eta[\gamma\gamma]$ decay the produced η meson is monochromatic, with a CM momentum equal to 615 MeV/ c . Thus, photons produced in the $\eta \rightarrow \gamma\gamma$ decay have an energy in the CM frame distributed in the range from 105 MeV to 715 MeV. We set a requirement on the minimum photon energy of 100 MeV that significantly reduces combinatorial background and has virtually no effect on signal events.

For the $\Upsilon(2S)\eta[\gamma\gamma]$ final state the $\Upsilon(2S)$ meson is reconstructed via its decay chain $\Upsilon(2S) \rightarrow \Upsilon(1S)\pi^+\pi^-$ with $\Upsilon(1S) \rightarrow \mu^+\mu^-$. The resolution of $M_{\mu\mu\pi\pi}$ is approximately 50 MeV/ c^2 and is dominated by the muon momentum resolution. To reduce this contribution we calculate the mass difference $M_{\mu\mu\pi\pi} - M_{\mu\mu}$, where the correlated contributions to resolution from the muon momentum measurement substantially cancel. Due to the narrow width of the $\Upsilon(1S, 2S)$ states, the $\delta M = M_{\mu\mu\pi\pi} - M_{\mu\mu}$ peak position corresponds to $\Delta M = M_{\Upsilon(2S)} - M_{\Upsilon(1S)} = 562 \text{ MeV}/c^2$ while the resolution is approximately 4.6 MeV/ c^2 , and a requirement of $|\delta M - \Delta M| < 18 \text{ MeV}/c^2$ is applied.

The signal distribution for all modes is the $M_{\eta^{(\prime)}}$ ($M_{\gamma\gamma}$, $M_{\pi\pi\gamma\gamma}$ or $M_{\pi\pi\gamma}$) invariant mass, it having no peaking background (see Section III). The MC signal distribution is fitted by a sum of the Crystal Ball function [24] and a Gaussian. The reconstruction efficiency ε is then determined as $N_{\text{det}}/N_{\text{gen}}$, where N_{det} is the integral of the fitted function and $N_{\text{gen}} = 10^6$. Results are summarized in Table I.

III. STUDY OF THE EXPECTED BACKGROUND

The most relevant background to this analysis comes from transitions between other bottomonium states with emission of an $\eta^{(\prime)}$ meson. These decays have an $\eta^{(\prime)}$ invariant mass distribution identical to our signal modes.

Due to the η' mass and parity considerations, the η' meson can originate only from the $\Upsilon(5S) \rightarrow \Upsilon(1S)\eta'$ de-

TABLE I: Selection criteria and reconstruction efficiencies, where $M_{\pi\pi}^{\text{rec}} = \sqrt{s + M_{\pi\pi}^2 - 2\sqrt{s}E_{\pi\pi}}$, $\delta M = M_{\mu\mu\pi\pi} - M_{\mu\mu}$, and $\Delta M_2 = M_{\Upsilon(2S)} - M_{\Upsilon(1S)} = 562 \text{ MeV}/c^2$, $\Delta M_3 = M_{\Upsilon(3S)} - M_{\Upsilon(1S)} = 894 \text{ MeV}/c^2$.

Criterion	$\Upsilon(2S)\eta[3\pi]$	$\Upsilon(2S)\eta[\gamma\gamma]$	$\Upsilon(1S)\eta[3\pi]$	$\Upsilon(1S)\eta'[\pi\pi\eta]$	$\Upsilon(1S)\eta'[\rho\gamma]$
$M_{\mu\mu}$, GeV/c^2	[9.76, 10.28]	[9.235, 9.685]	[9.235, 9.685]	[9.235, 9.685]	[9.235, 9.685]
Ψ , rad.	≥ 2	≥ 2.8	≥ 2.7	≥ 2.8	≥ 2.5
E_{tot} , GeV	[10.775, 10.92]	[10.80, 10.955]	[10.75, 10.94]	[10.75, 10.94]	[10.75, 10.94]
$M_{\gamma\gamma}$, MeV/c^2	[110, 155]	—	[110, 155]	[450, 625]	—
δM , MeV/c^2	—	$ \delta M - \Delta M_2 < 18$	$ \delta M - \Delta M_2 > 10$	$ \delta M - \Delta M_2 > 10$	$ \delta M - \Delta M_{2,3} > 10$
$\alpha_{\pi\pi}$, rad.	≥ 0.3	—	≥ 0.18	—	—
E_{γ}^* , MeV	—	> 100	—	—	> 80
$M_{\pi\pi}$, MeV/c^2	—	—	—	—	[450, 950]
$M_{\pi\pi}^{\text{rec}}$, MeV/c^2	—	—	—	—	$ M_{\pi\pi}^{\text{rec}} - M_{\Upsilon(2S)} > 20$
ε , %	10.25 ± 0.03	20.73 ± 0.04	17.02 ± 0.03	13.35 ± 0.03	29.25 ± 0.05

cay or from $\Upsilon(5S) \rightarrow \chi_{\text{bJ}}(1P)\eta'\gamma$ decays with a subsequent radiative decay of $\chi_{\text{bJ}}(1P) \rightarrow \Upsilon(1S)\gamma$. The former is our signal and the latter is suppressed by the presence of an additional photon.

In contrast, the η meson can also originate from $\Upsilon(5S) \rightarrow \Upsilon(1D)\eta$ [12] and $\Upsilon(5S) \rightarrow \Upsilon(2S, 3S)X$ followed by $\Upsilon(2S, 3S) \rightarrow \Upsilon(1S)\eta$ decays. For the $\Upsilon(5S) \rightarrow \Upsilon(1D)\eta$ decay, the most relevant channels are those with $\Upsilon(1D) \rightarrow \chi_{\text{bJ}}\gamma \rightarrow \Upsilon(1S)\gamma\gamma$ and $\Upsilon(1D) \rightarrow \Upsilon(1S)\pi^+\pi^-$ decays. However, the first decay has two extra photons and is suppressed by the requirement on E_{tot} . The second decay might produce a correct set of final-state particles (with $\eta \rightarrow \gamma\gamma$), but is significantly suppressed by the requirement on $M_{\mu\mu\pi\pi} - M_{\mu\mu}$: for the $\Upsilon(1D) \rightarrow \Upsilon(1S)\pi^+\pi^-$ decay, this variable peaks at approximately 140 MeV/c^2 higher than for the $\Upsilon(2S) \rightarrow \Upsilon(1S)\pi^+\pi^-$ with a resolution of about 5 MeV/c^2 . Therefore, the $\Upsilon(1D) \rightarrow \Upsilon(1S)\pi^+\pi^-$ signal is completely eliminated.

$\Upsilon(2S, 3S)$ mesons mostly originate from $\Upsilon(5S) \rightarrow \Upsilon(2S, 3S)\pi^+\pi^-$ decays. With subsequent $\Upsilon(2S, 3S) \rightarrow \Upsilon(1S)\eta$ and $\eta \rightarrow \gamma\gamma$ decays these channels produce the same set of final-state particles and the same signal distribution as the $\Upsilon(2S)\eta[\gamma\gamma]$ mode. However, branching fractions $\mathcal{B}(\Upsilon(2S, 3S) \rightarrow \Upsilon(1S)\eta)$ are small and with the current integrated luminosity the expected number of η mesons produced by this mechanism is estimated to be 2 for the $\Upsilon(2S)$ and less than 1 for the $\Upsilon(3S)$. Contributions from these decays are also strongly suppressed to negligible level by the requirement on $M_{\mu\mu\pi\pi} - M_{\mu\mu}$; its mean value deviates from the $\Upsilon(2S) \rightarrow \Upsilon(1S)\pi^+\pi^-$ signal window by 280 MeV/c^2 and 50 MeV/c^2 for $\Upsilon(5S) \rightarrow \Upsilon(2S)\pi^+\pi^-$ and $\Upsilon(5S) \rightarrow \Upsilon(3S)\pi^+\pi^-$ correspondingly.

A possible source of background for $\Upsilon(5S) \rightarrow \Upsilon(2S)\eta$ is the decay itself with $\Upsilon(2S) \rightarrow \Upsilon(1S)\eta$, where $\eta \rightarrow \pi^+\pi^-\pi^0$ or $\eta \rightarrow \pi^+\pi^-\gamma$. This final state is similar to the $\Upsilon(2S)\eta[\gamma\gamma]$ mode when a soft photon or π^0 is undetected. Nevertheless, this background is suppressed to negligible level by the intermediate branching-fraction ratio $\frac{\mathcal{B}(\Upsilon(2S) \rightarrow \Upsilon(1S)\eta) \times \mathcal{B}(\eta \rightarrow \pi^+\pi^-\pi^0(\gamma))}{\mathcal{B}(\Upsilon(2S) \rightarrow \Upsilon(1S)\pi^+\pi^-)} \sim 4 \times 10^{-4}$ and requirements on E_{tot} .

Crossfeed between the signal modes is a background that passes through the common selection criteria but

does not produce peaks in the signal distributions. For the $\Upsilon(1S)\eta[3\pi]$ and $\Upsilon(1S)\eta'$ modes, there is such a background from the $\Upsilon(2S)\eta[\gamma\gamma]$ mode when $\Upsilon(2S) \rightarrow \Upsilon(1S)\pi^+\pi^-$. To reduce this background for the $\Upsilon(1S)\eta^{(\prime)}$ mode, we require $|M_{\mu\mu\pi\pi} - M_{\mu\mu} - (M_{\Upsilon(2S)} - M_{\Upsilon(1S)})| > 10 \text{ MeV}/c^2$, which only slightly decreases the signal reconstruction efficiency and suppress this background to negligible level. The crossfeed between the $\Upsilon(1S)\eta[3\pi]$ and $\Upsilon(2S)\eta[3\pi]$ modes is efficiently removed by the common selection requirements.

Another significant part of the background is the non-peaking combinatorial background. To evaluate the expected level of this background, we used a set of MC events six times larger than that in data including the following processes: $e^+e^- \rightarrow c\bar{c}, u\bar{u}, d\bar{d}, s\bar{s}$; $e^+e^- \rightarrow B_s^{(*)}\bar{B}_s^{(*)}, B^{(*)}\bar{B}^{(*)}$; and known decays of the $\Upsilon(5S)$. In addition, we performed simulation of $e^+e^- \rightarrow \tau^+\tau^-$ events with statistics equivalent to the integrated luminosity of our dataset. The only events remaining after application of the selection criteria originate from $\Upsilon(5S)$ decays to final states containing bottomonium. As an example, the dominant background to the $\Upsilon(2S)\eta[\gamma\gamma]$ comes from the $\Upsilon(2S)\pi^0\pi^0$ final state, which produces a broad peaking $M_{\gamma\gamma}$ distribution from 50 MeV/c^2 to 850 MeV/c^2 with a maximum near the signal η peak position. To suppress this background we increased the requirement on the total reconstructed energy from 10.75 GeV to 10.80 GeV for the $\Upsilon(2S)\eta[\gamma\gamma]$ mode. This reduces the expected number of background events for the $\Upsilon(2S)\eta[\gamma\gamma]$ from 20 to 5 events and slightly decreases the detection efficiency.

For the $\Upsilon(1S)\eta'[\rho\gamma]$ mode, the MC study predicts high background from the $\Upsilon(5S) \rightarrow \Upsilon(2S)\pi^+\pi^-$ decay, where $\Upsilon(2S) \rightarrow \mu^+\mu^-\gamma(\gamma)$. To reduce this background we set a veto on recoil mass $M_{\pi\pi}^{\text{rec}}$: $|M_{\pi\pi}^{\text{rec}} - M_{\Upsilon(2S)}| > 20 \text{ MeV}/c^2$. The MC study also predicts background contributions from decays with the $\Upsilon(2S, 3S) \rightarrow \Upsilon(1S)[\mu^+\mu^-]\pi^+\pi^-$ intermediate transition. Therefore, we reduced this background in the same way as for the $\Upsilon(1S)\eta[3\pi]$ and $\Upsilon(1S)\eta'[\pi\pi\eta]$ modes by setting vetoes $|M_{\mu\mu\pi\pi} - M_{\mu\mu} - (M_{\Upsilon(2S, 3S)} - M_{\Upsilon(1S)})| > 10 \text{ MeV}/c^2$. Moreover, there are no requirements on photons except the general one

from the four-momentum conservation, therefore we expect low-energy background photons. To suppress this background we set a minimum photon energy in the CM frame of $E_\gamma^* > 80$ MeV. It does reduce reconstruction efficiency by factor of 1.12, but also greatly reduces background.

We find that all these sources predicted by the background MC account for less than 30% of the observed background in the side-band data. The rest of the background comes presumably from QED processes that in general have much higher cross sections, *e.g.* processes like $e^+e^- \rightarrow \mu^+\mu^-e^+e^-$. This e^+e^- pair could be reconstructed as a pair of collinear pions. A selection requirement on the opening angle between two charged pion candidates of $\alpha_{\pi\pi} > 0.18$ radian for the $\Upsilon(1S)\eta[3\pi]$ mode and of $\alpha_{\pi\pi} > 0.3$ radian for the $\Upsilon(2S)\eta[3\pi]$ mode reduces this background substantially.

Finally, we tested for possible background from non-resonant $e^+e^- \rightarrow \mu^+\mu^-\eta^{(\prime)}$ decays using experimental data with a requirement on $M_{\mu\mu}$ shifted to a range from 8 GeV/ c^2 to 9 GeV/ c^2 that is lower than the ground bottomonium state. No evidence for such processes was observed.

IV. DATA ANALYSIS

A. Cross section at the $\Upsilon(5S)$ resonance

The signal yield is determined from a binned maximum likelihood fit to the invariant mass $M_{\eta^{(\prime)}}$ ($M_{\gamma\gamma}$, $M_{\pi\pi\gamma\gamma}$ or $M_{\pi\pi\gamma}$) distribution (Fig. 1, 2), with the fitting function being the sum of the signal function and a background function $(x - p_1)^{p_2} e^{p_3 x}$, where p_1, p_2, p_3 are floating parameters. All parameters of the signal function, except its normalization factor and the Crystal Ball peak position, are fixed to the values determined from the fit to the MC distribution, with a relative distance between Crystal Ball and Gaussian peaks being fixed.

The visible cross section is

$$\sigma_{\text{vis}} = \frac{N_{\text{sig}}}{L\mathcal{B}\varepsilon}, \quad (2)$$

where N_{sig} is the fitted signal yield, L is the integrated luminosity, \mathcal{B} is the product of the intermediate branching fractions for the process, and ε is the reconstruction efficiency.

For the $\Upsilon(2S)\eta[\gamma\gamma]$, $\Upsilon(2S)\eta[3\pi]$, and $\Upsilon(1S)\eta[3\pi]$ modes we evaluate the signal significance in standard deviations as $\sqrt{2 \log [\mathcal{L}(N)/\mathcal{L}(0)]}$, where $\mathcal{L}(N)/\mathcal{L}(0)$ is the ratio between the likelihood values for a fit that includes a signal yield N and a fit with a background hypothesis only. The calculated signals significance are 12.8σ , 10.5σ , and 10.2σ respectively. Thus, we report the first observation of the $e^+e^- \rightarrow \Upsilon(2S)\eta$ process in both modes with the quadratically combined significance of 16.5σ , and the first observation of the $e^+e^- \rightarrow \Upsilon(1S)\eta$ process with the

significance of 10.2σ at $\sqrt{s} = 10.866$ GeV. Setting requirement $520 < M_\eta < 580$ MeV, we also confirm that there are clear peaks in $M_{\mu\mu}$ distributions (Fig. 3) consistent with corresponding $\Upsilon(1S, 2S) \rightarrow \mu^+\mu^-$ for these modes.

For the $\Upsilon(1S)\eta'[\pi\pi\eta]$ and the $\Upsilon(1S)\eta'[\rho\gamma]$ modes the signal yield is $N_{\text{sig}} = -1.76 \pm 3.30$ and $N_{\text{sig}} = 3.30 \pm 4.41$ correspondingly; therefore, only upper limits are set using a pseudo-experiment method. Within the method we simulate 10^5 trials, each having its own number of events sampled with the Poisson distribution having a mean of total events in the experimental signal distribution. For each event the value of $M_{\pi\pi\gamma(\gamma)}$ is sampled using the data background distribution. Then the obtained signal $M_{\pi\pi\gamma(\gamma)}$ distribution for each trial is fitted with the same procedure as the data and the obtained signal yield is recorded. We determine a confidence level (CL) on the upper limit as a ratio of the number of trials, which gave the signal yield from 0 to N_{sig} , to the total number of trials with N_{sig} above 0. As a result, the 90% CL upper limits for the $\Upsilon(1S)\eta'[\pi\pi\eta]$ and $\Upsilon(1S)\eta'[\rho\gamma]$ modes are $N_{\text{sig}} = 5.2$ and $N_{\text{sig}} = 5.6$, respectively.

Table II shows the signal yield, calculated visible cross section for all modes, and peak positions for the η meson, which is consistent with the world-average value $M_\eta = 547.86 \pm 0.02$ MeV/ c^2 [1] within statistical uncertainty.

B. Cross section outside of $\Upsilon(5S)$

It is necessary to study the cross section behavior of the processes below the $\Upsilon(5S)$ to calculate radiative corrections. For that purpose we use 21 fb $^{-1}$ of the scan data collected in the energy range from 10.63 GeV to 11.02 GeV. We group the scan data into three ranges: 10.63 GeV – 10.77 GeV (below $\Upsilon(5S)$), 10.83 GeV – 10.91 GeV (at $\Upsilon(5S)$) and 10.93 GeV – 11.02 GeV (at $\Upsilon(6S)$). These data sets are analysed in the same way as the main one except for the requirement on E_{tot} , which is shifted to the corresponding energy. Analysis shows (Table III) that there are no signal events below the $\Upsilon(5S)$ resonance except one event for the $\Upsilon(2S)\eta[3\pi]$ mode. Thus, we set upper limits for each mode $N_{\text{sig}} < 1$ corresponding to a CL of 63%.

For $\Upsilon(1S)\eta[3\pi]$, $\Upsilon(1S)\eta'[\pi\pi\eta]$ and $\Upsilon(1S)\eta'[\rho\gamma]$ modes, the upper limits are higher than values measured at the $\Upsilon(5S)$ resonance, while for the $e^+e^- \rightarrow \Upsilon(2S)\eta$ process the upper limit does not contradict resonance production of the final state. Other examples of resonance production are similar processes $e^+e^- \rightarrow \Upsilon(1S, 2S, 3S)\pi^+\pi^-$ [25, 26] and $e^+e^- \rightarrow h_b(1P, 2P)\pi^+\pi^-$ [27]. Since the scan data results do not contradict this assumption, we use a resonance model to calculate a radiative correction for all modes as is described, for example, in [28], neglecting the possible energy dependence of the resonance width. For this calculation, the following $\Upsilon(5S)$ parameters are used: $M_{\Upsilon(5S)} = 10885.2$ MeV/ c^2 , $\Gamma_{\Upsilon(5S)} = 37$ MeV. The calcu-

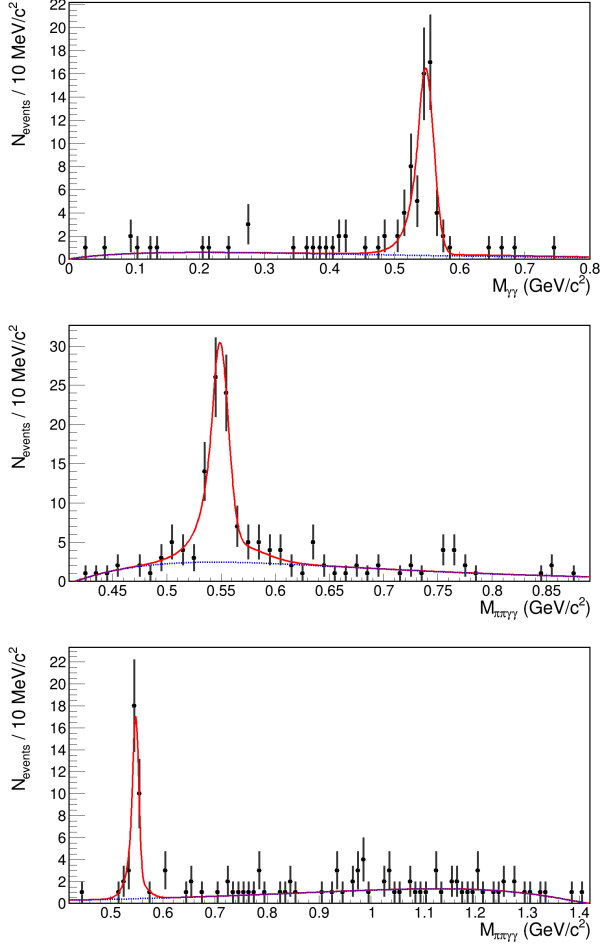


FIG. 1: The experimental signal M_η ($M_{\gamma\gamma}$ or $M_{\pi\pi\gamma\gamma}$) distribution for $\Upsilon(2S)\eta[\gamma\gamma]$ (a), $\Upsilon(2S)\eta[3\pi]$ (b) and $\Upsilon(1S)\eta[3\pi]$ (c) fitted to the sum of the MC signal function and background function $(x - p_1)^{p_2} e^{p_3 x}$. Data are shown as points, the solid red line shows the best fit to the data, and the dashed blue line shows the background contribution.

lated radiative correction $1 + \delta$ varies from 0.624 to 0.628 for different modes. This correction is used to calculate Born cross section (σ_B) as

$$\sigma_B = \sigma_{\text{vis}} \frac{|1 - \Pi|^2}{1 + \delta}, \quad (3)$$

where $|1 - \Pi|^2 = 0.929$ is the vacuum-polarization factor [12, 29].

C. Systematic uncertainties

The particle reconstruction efficiency and particle identification are important parameters whose values in simulation could deviate from those in experiment. According to independent studies, for example using the $D^{*-} \rightarrow \pi^- \bar{D}^0 [K_S^0 \pi^+ \pi^-]$ decay, the systematic uncertainty due to track reconstruction is 1% for pions and

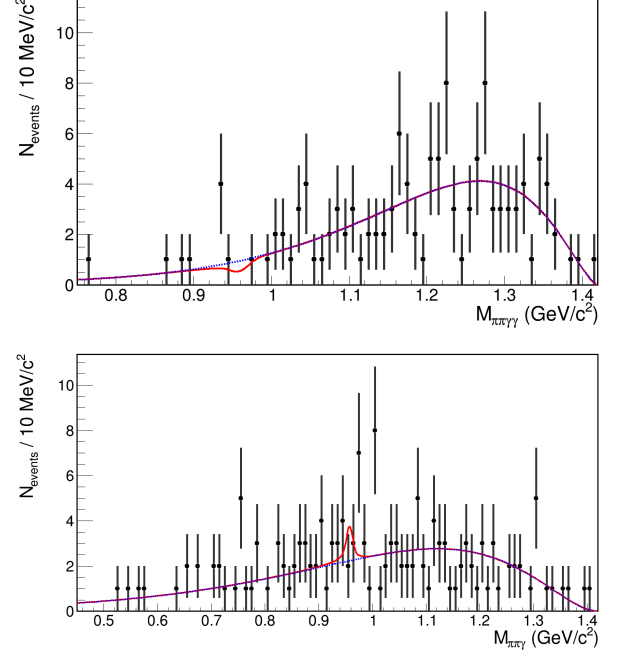


FIG. 2: The experimental signal $M_{\eta'}$ ($M_{\pi\pi\gamma\gamma}$ or $M_{\pi\pi\gamma}$) distribution for $\Upsilon(1S)\eta'[\pi\pi\eta]$ (a) and $\Upsilon(1S)\eta'[\rho\gamma]$ (b) fitted to the sum of the MC signal function and background function $(x - p_1)^{p_2} e^{p_3 x}$. Data are shown as points, the solid red line shows the best fit to the data, and the dashed blue line shows the background contribution.

0.35% for high-momentum muons [30]. The photon reconstruction uncertainty is 1.5%. The muon identification uncertainty is 1% according to analysis of $J/\psi \rightarrow \mu^+ \mu^-$ [30]. Therefore, the total systematic uncertainty for the $\mu^+ \mu^- \pi^+ \pi^- \gamma$ and $\mu^+ \mu^- \pi^+ \pi^- \gamma \gamma$ final states is 2.7% from charged track reconstruction, 1.5% or 3% from photons reconstruction respectively, and 2% from muon identification.

Another uncertainty can come from the accuracy of the PHOTOS module, which describes final-state radiation. To evaluate this uncertainty we simulate the $\Upsilon(2S)\eta[\gamma\gamma]$ and $\Upsilon(2S)\eta[3\pi]$ modes without the PHOTOS module. For both processes the cross section increases by 9% mostly due to absence of radiation by muons, which could account for hundreds of MeV of energy. Thus, the total influence of PHOTOS on the efficiency is 9% while its own uncertainty is a few percent [21]; therefore, the uncertainty of the detection efficiency appears in the next order and we take 1% as a conservative estimate.

Cross section dependence over energy could differ from the resonance one, leading to systematic uncertainty for the radiative correction. As alternative dependence we use the sum of the $\Upsilon(5S)$ Breit-Wigner and the constant contribution, whose amplitude is derived from the upper limit of 0.45 pb below $\Upsilon(5S)$ (see Table III). The upper limit of 0.45 pb below $\Upsilon(5S)$ corresponds to 0.58 pb after applying the correction for initial-state radiation. Con-

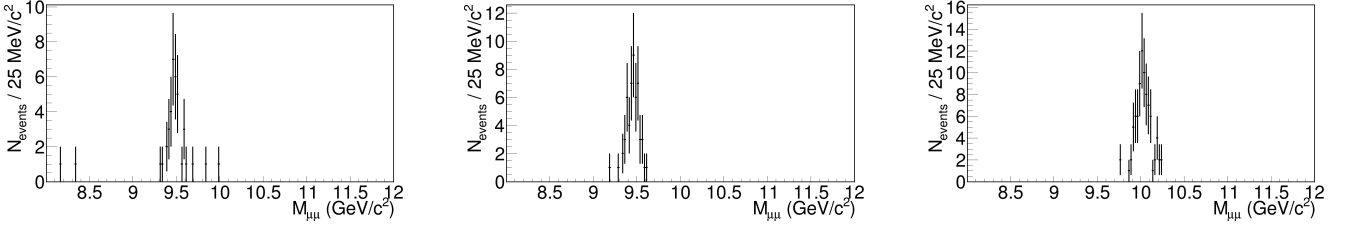


FIG. 3: The experimental $M_{\mu\mu}$ distribution with requirement $520 < M_\eta < 580$ MeV for $\Upsilon(1S)\eta[3\pi]$ (a), $\Upsilon(2S)\eta[\gamma\gamma]$ (b), and $\Upsilon(2S)\eta[3\pi]$ (c) modes. No requirement on $M_{\mu\mu}$ is applied.

TABLE II: Signal yield, visible cross section and $M_{\eta(\gamma)}$ peak position for all modes at $\sqrt{s} = 10.866$ GeV. The uncertainty is statistical only.

Mode	N_{sig}	$\sigma_{\text{vis}}, \text{ pb}$	$M_{\eta(\gamma)} \text{ exp., MeV}/c^2$
$\Upsilon(2S)\eta[\gamma\gamma]$	59.5 ± 8.3	1.39 ± 0.19	547.8 ± 2.0
$\Upsilon(2S)\eta[3\pi]$	73.8 ± 10.7	1.39 ± 0.20	549.1 ± 1.5
$\Upsilon(1S)\eta[3\pi]$	32.6 ± 5.9	0.29 ± 0.05	547.9 ± 1.3
$\Upsilon(1S)\eta'[\pi\pi\eta]$	$< 5.2, CL = 90\%$	$< 0.080, CL = 90\%$	–
$\Upsilon(1S)\eta'[\rho\gamma]$	$< 5.6, CL = 90\%$	$< 0.022, CL = 90\%$	–

TABLE III: Results of the scan data analysis and comparison of the averaged upper limits on cross section below $\Upsilon(5S)$ with results from the main data set. N_{sig} is the signal yield and N_{tot} is the total number of events in the signal distribution.

Mode	\sqrt{s} range, GeV	$L, \text{ fb}^{-1}$	N_{sig}	N_{tot}	σ_{vis} below $\Upsilon(5S), \text{ pb}$	σ_{vis} at $\Upsilon(5S), \text{ pb}$
$\Upsilon(2S)\eta[\gamma\gamma]$	10.63 – 10.77	3.8	0	2	< 0.45	1.39 ± 0.14
	10.83 – 10.91	10.1	2.0 ± 1.5	5		
	10.93 – 11.02	7.1	1.0 ± 1.0	2		
$\Upsilon(2S)\eta[3\pi]$	10.63 – 10.77	3.8	1.0 ± 1.0	1	< 0.116	< 0.021
	10.83 – 10.91	10.1	17.3 ± 4.4	21		
	10.93 – 11.02	7.1	0	1		
$\Upsilon(1S)\eta'[\pi\pi\eta]$	10.63 – 10.77	3.8	0	3	< 0.116	< 0.021
	10.83 – 10.91	10.1	0	8		
	10.93 – 11.02	7.1	0	8		
$\Upsilon(1S)\eta'[\rho\gamma]$	10.63 – 10.77	3.8	0.8 ± 1.2	3	< 0.27	0.29 ± 0.05
	10.83 – 10.91	10.1	0	18		
	10.93 – 11.02	7.1	1.3 ± 1.8	18		
$\Upsilon(1S)\eta[3\pi]$	10.63 – 10.77	3.8	0	1	< 0.27	0.29 ± 0.05
	10.83 – 10.91	10.1	0.9 ± 1.1	11		
	10.93 – 11.02	7.1	1.0 ± 1.0	3		

sidering this 0.58 pb as a constant contribution into Born cross section and using visible cross section of 1.39 pb at $\sqrt{s} = 10.866$ GeV, one can estimate that the corrected cross section at $\sqrt{s} = 10.866$ GeV is 2.10 pb, implying that a relative amplitude of the constant contribution is $0.58/2.10 = 0.276$. Using this cross section dependence we calculate a radiative correction for all modes. Its deviation from nominal values ranges from 4.3% to 5.7% and is referred to as a radiative correction uncertainty.

To estimate the influence of selection criteria we vary three unified requirements and check cross section stability. The width of the E_{tot} signal range is symmetrically varied by ± 60 MeV from the nominal value, the lower boundary for the angle Ψ is varied from 2 radian to 2.8 radian, and the width of the $M_{\mu\mu}$ signal range is

symmetrically varied by ± 200 MeV/ c^2 from the nominal value. The maximum cross section deviation from the nominal is taken as a systematic uncertainty. The total uncertainty due to selection criteria is a quadratic sum of these three contributions, and is shown in Table IV.

One more source of the simulation uncertainty is the deviation between simulated and experimental resolutions – usually experimental distributions are wider than those in simulation. To evaluate the deviation for systematic uncertainty, we choose events with the $\Upsilon(1S)$ originating from the $\Upsilon(2S) \rightarrow \Upsilon(1S)\pi^+\pi^-$ decay using the requirement $|M_{\mu\mu\pi\pi} - M_{\mu\mu} - (M_{\Upsilon(2S)} - M_{\Upsilon(1S)})| < 18$ MeV/ c^2 . Parameterization of the experimental $M_{\mu\mu}$ distribution with a sum of a Gaussian and linear function finds a resolution of 54 ± 1.5 MeV/ c^2 , which is larger

TABLE IV: Systematic uncertainties

Uncertainty, %	$\Upsilon(2S)\eta[\gamma\gamma]$	$\Upsilon(2S)\eta[3\pi]$	$\Upsilon(1S)\eta[3\pi]$	$\Upsilon(1S)\eta'[\pi\pi\eta]$	$\Upsilon(1S)\eta'[\rho\gamma]$
Track reconstruction			2.7		
Muon identification			2.0		
Luminosity L			1.4		
PHOTOS			1.0		
Radiative correction	4.3	5.1	5.7	5.7	5.7
Photon reconstruction	3.0	3.0	3.0	3.0	1.5
Intermediate branchings	2.5	8.9	2.4	2.7	2.4
Selection criteria	6.0	6.6	5.6	—	—
Resolution	2.1	1.4	1.1	—	—
Signal lineshape	1.0	1.4	1.4	—	—
Background lineshape	1.5	1.0	1.1	—	—
Binning	0.3	2.1	0.8	—	—
Total	9.6	13.4	9.8	10.0	9.5

TABLE V: Branching fractions used in this work.

Decay	Branching fraction [1], %
$\Upsilon(1S) \rightarrow \mu^+\mu^-$	2.48 ± 0.05
$\Upsilon(2S) \rightarrow \mu^+\mu^-$	1.93 ± 0.17
$\Upsilon(2S) \rightarrow \Upsilon(1S)\pi^+\pi^-$	17.85 ± 0.26
$\eta \rightarrow \gamma\gamma$	39.41 ± 0.2
$\eta \rightarrow \pi^+\pi^-\pi^0$	22.92 ± 0.28
$\eta' \rightarrow \pi^+\pi^-\eta$	42.5 ± 0.5
$\eta' \rightarrow \rho^0\gamma$	29.5 ± 0.4
$\pi^0 \rightarrow \gamma\gamma$	98.823 ± 0.034

than the simulated resolution of $50 \text{ MeV}/c^2$ by 8%. This deviation is common for other distributions; therefore, we vary the resolution of the signal $M_{\eta(\gamma)}$ distribution by $\pm 10\%$ to calculate the reconstruction efficiency and to fit experimental data. The maximum deviation of the cross section from the nominal one is referred to as a resolution uncertainty. Additionally, we verified that the data parameterization with unfixed resolution is consistent with the simulation within statistical uncertainty.

The signal lineshape uncertainty is taken as the maximum difference of the cross section between data fits with different signal parameterizations. The nominal lineshape is the sum of the Crystal Ball function and a Gaussian while two tested alternate parameterizations are a Gaussian only and a Crystal Ball only. The background lineshape uncertainty is the maximum difference of the cross section between data parameterizations taken over different ranges – in this way not every background event is included in the fit and the background lineshape changes.

The $\eta' \rightarrow \pi^+\pi^-\eta$ decay was simulated uniformly in phase space, which is not necessarily a correct representation of dynamics of this process. However, Ref. [31] shows that experimental Dalitz distributions are similar to those in the uniformly distributed over phase space model; thus, this source of uncertainty is neglected.

The nominal bin width for the experimental signal dis-

tribution is $10 \text{ MeV}/c^2$. Variation of the width affects the signal yield and leads to systematic uncertainty evaluated by refitting the data with bin widths of 5, 8 and $12 \text{ MeV}/c^2$.

Also, there is luminosity uncertainty of 1.4% and uncertainty of intermediate branching fractions (Table V). The total uncertainty is a quadratic sum of all sources. For the $\Upsilon(1S)\eta'[\pi\pi\eta]$ and $\Upsilon(1S)\eta'[\rho\gamma]$ modes, some of the uncertainties cannot be evaluated due to zero signal yield. Such uncertainties are assumed to be equal to those in the $\Upsilon(1S)\eta[3\pi]$ mode.

V. CROSSCHECK WITH

$$\Upsilon(5S) \rightarrow \Upsilon(2S)[\Upsilon(1S)\gamma\gamma]\pi^+\pi^-$$

To validate the analysis procedure we measure the known process $e^+e^- \rightarrow \Upsilon(2S)\pi^+\pi^-$, where $\Upsilon(2S)$ is reconstructed via the decay chain $\Upsilon(2S) \rightarrow \chi_{\text{bJ}}(1P)\gamma$, $\chi_{\text{bJ}}(1P) \rightarrow \Upsilon(1S)\gamma$, $\Upsilon(1S) \rightarrow \mu^+\mu^-$ and $J = 0, 1, 2$. The cross section for this process is measured independently with the $\Upsilon(2S) \rightarrow \mu^+\mu^-$ decay where the statistics of signal events is much higher [30].

The analysis procedure is almost the same as for the other modes. Selection criteria for this process are based on the same set of common variables: an $\Upsilon(1S)$ meson is reconstructed by the $M_{\mu\mu}$ in the $9.235 \text{ GeV}/c^2 < M_{\mu\mu} < 9.685 \text{ GeV}/c^2$ range, the angle $\Psi > 2.6$ radian, and the total reconstructed energy $10.75 \text{ GeV} < E_{\text{tot}} < 10.94 \text{ GeV}$. In addition, a requirement on the mass recoiling off two charged pions $M_{\pi\pi}^{\text{rec}}$ is applied as $|M_{\pi\pi}^{\text{rec}} - M_{\Upsilon(2S)}| < 30 \text{ MeV}/c^2$. According to MC simulation, the resolution of $M_{\pi\pi}^{\text{rec}}$ is $6 \text{ MeV}/c^2$. This helps to reduce background from the $e^+e^- \rightarrow \Upsilon(1D)\pi^+\pi^-$ process, where $\Upsilon(1D) \rightarrow \chi_{\text{bJ}}\gamma$, $\chi_{\text{bJ}}(1P) \rightarrow \Upsilon(1S)\gamma$.

The signal distribution for this mode is the largest of two $M_{\mu\mu\gamma} - M_{\mu\mu}$ values. This variable reconstructs $\chi_{\text{bJ}}(1P) \rightarrow \Upsilon(1S)\gamma$, corresponds to $M_{\chi_{\text{bJ}}} - M_{\Upsilon(1S)}$, and reduces correlated contributions to the resolution from the measurement of muon momentum. The studied pro-

cess results in peaks at 399.1, 432.5, and 451.9 MeV/c² for $J = 0, 1, 2$, respectively. Distributions for each $\chi_{\text{b}J}(1\text{P})$ are fitted to the sum of the Crystal Ball function and a Gaussian in the same way as for the other processes. Reconstruction efficiencies are $\varepsilon_{\chi_{\text{b}0}(1\text{P})} = 28.12 \pm 0.04\%$, $\varepsilon_{\chi_{\text{b}1}(1\text{P})} = 28.68 \pm 0.04\%$, and $\varepsilon_{\chi_{\text{b}2}(1\text{P})} = 28.52 \pm 0.04\%$.

The known products of the intermediate branching fractions $\mathcal{B}_{\chi_{\text{b}J}(1\text{P})} = \mathcal{B}(\Upsilon(2\text{S}) \rightarrow \chi_{\text{b}J}(1\text{P})\gamma) \times \mathcal{B}(\chi_{\text{b}J}(1\text{P}) \rightarrow \Upsilon(1\text{S})\gamma)$ are $\mathcal{B}_{\chi_{\text{b}0}(1\text{P})} = (7.37 \pm 1.28) \times 10^{-4}$, $\mathcal{B}_{\chi_{\text{b}1}(1\text{P})} = (242 \pm 19) \times 10^{-4}$, and $\mathcal{B}_{\chi_{\text{b}2}(1\text{P})} = (128 \pm 9) \times 10^{-4}$ [1]. The fraction of $\varepsilon_{\chi_{\text{b}J}(1\text{P})} \times \mathcal{B}_{\chi_{\text{b}J}(1\text{P})}$ is equal to 0.029 : 1 : 0.527 ($J = 0, 1, 2$) and determines a relative contribution of each $\chi_{\text{b}J}(1\text{P})$ to the total signal lineshape. The total MC signal lineshape is the sum of three contributions, with all parameters except normalization factor being fixed for the data analysis. The total branching fraction weighted with the efficiency is $\mathcal{B}_{\Upsilon(2\text{S})\pi^+\pi^-} = \mathcal{B}(\Upsilon(1\text{S}) \rightarrow \mu^+\mu^-) \sum \varepsilon_{\chi_{\text{b}J}(1\text{P})} \times \mathcal{B}(\Upsilon(2\text{S}) \rightarrow \chi_{\text{b}J}(1\text{P})\gamma) \times \mathcal{B}(\chi_{\text{b}J}(1\text{P}) \rightarrow \Upsilon(1\text{S})\gamma) = (2.69 \pm 0.16) \times 10^{-4}$, and is used to calculate the cross section instead of $\varepsilon\mathcal{B}$ (Eq. 2).

Figure 4 shows the experimental $M_{\mu\mu\gamma} - M_{\mu\mu}$ distribution. The signal yield is determined from fitting the $M_{\mu\mu\gamma} - M_{\mu\mu}$ distribution, with the fit function being the sum of the total MC signal lineshape and a background function $(x - p_1)^{p_2} e^{p_3 x}$. We obtain $N_{\text{sig}} = 85.32 \pm 11.5$, resulting in the Born cross section $\sigma_{\text{B}}(e^+e^- \rightarrow \Upsilon(2\text{S})\pi^+\pi^-) = 3.98 \pm 0.54$ pb (statistical uncertainty only). This value is consistent with the independent measurement $\sigma_{\text{B}}(e^+e^- \rightarrow \Upsilon(2\text{S})\pi^+\pi^-) = 4.07 \pm 0.16 \pm 0.45$ pb [30] within uncertainty.

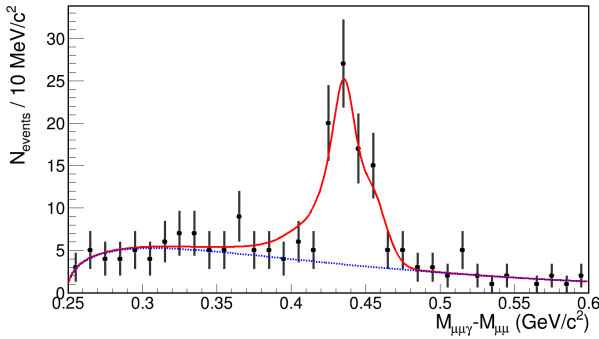


FIG. 4: The $M_{\mu\mu\gamma} - M_{\mu\mu}$ distribution for the $e^+e^- \rightarrow \Upsilon(2\text{S})\pi^+\pi^-$ process, where $\Upsilon(2\text{S}) \rightarrow \chi_{\text{b}J}(1\text{P})\gamma \rightarrow \Upsilon(1\text{S})\gamma\gamma$. Data are shown as points, the solid red line shows the best fit to the data, and the dashed blue line shows the background contribution.

VI. CONCLUSION

In summary, using the Belle data sample of 118.3 fb⁻¹ obtained at $\sqrt{s} = 10.866$ GeV, we report a measurement

of the cross section for $e^+e^- \rightarrow \Upsilon(1\text{S}, 2\text{S})\eta$ processes, and set an upper limit on the cross section of the $e^+e^- \rightarrow \Upsilon(1\text{S})\eta'$ process. The measured Born cross sections, with initial-state radiation being taken into account, are the following (Eq. 3):

$$\begin{aligned} \sigma_{\text{B}}^{\eta \rightarrow 3\pi}(e^+e^- \rightarrow \Upsilon(2\text{S})\eta) &= 2.08 \pm 0.29 \pm 0.20 \text{ pb}, \\ \sigma_{\text{B}}^{\eta \rightarrow 2\gamma}(e^+e^- \rightarrow \Upsilon(2\text{S})\eta) &= 2.07 \pm 0.30 \pm 0.28 \text{ pb}, \\ \sigma_{\text{B}}^{\eta \rightarrow 3\pi}(e^+e^- \rightarrow \Upsilon(1\text{S})\eta) &= 0.42 \pm 0.08 \pm 0.04 \text{ pb}, \\ \sigma_{\text{B}}^{\eta' \rightarrow \pi\pi\eta}(e^+e^- \rightarrow \Upsilon(1\text{S})\eta') &< 0.130 \text{ pb}, CL = 90\%, \\ \sigma_{\text{B}}^{\eta' \rightarrow \rho^0\gamma}(e^+e^- \rightarrow \Upsilon(1\text{S})\eta') &< 0.036 \text{ pb}, CL = 90\%. \end{aligned}$$

The weighted averages for the corresponding modes are:

$$\begin{aligned} \sigma_{\text{B}}(e^+e^- \rightarrow \Upsilon(2\text{S})\eta) &= 2.07 \pm 0.21 \pm 0.19 \text{ pb}, \\ \sigma_{\text{B}}(e^+e^- \rightarrow \Upsilon(1\text{S})\eta) &= 0.42 \pm 0.08 \pm 0.04 \text{ pb}, \\ \sigma_{\text{B}}(e^+e^- \rightarrow \Upsilon(1\text{S})\eta') &< 0.035 \text{ pb}, CL = 90\%. \end{aligned}$$

Significance being 10.2σ and 16.5σ for the $e^+e^- \rightarrow \Upsilon(1\text{S})\eta$ and $e^+e^- \rightarrow \Upsilon(2\text{S})\eta$ processes respectively, we claim the first observation of these processes. For $e^+e^- \rightarrow \Upsilon(2\text{S})\eta$, the measured cross section deviates from the inclusive measurement [12] at $\sim 2.3\sigma$ considering both statistical and uncorrelated systematic uncertainties. For $e^+e^- \rightarrow \Upsilon(1\text{S})\eta$, inclusive upper limit does not contradict our measurement.

Under the assumption that processes proceed only through the $\Upsilon(5\text{S})$ meson, we calculate branching fractions with the formula $\mathcal{B}(\Upsilon(5\text{S}) \rightarrow X) = \sigma_{\text{vis}}(e^+e^- \rightarrow X) / \sigma(e^+e^- \rightarrow \Upsilon(5\text{S}))$, where $\sigma_{\text{vis}}(e^+e^- \rightarrow \Upsilon(5\text{S})) = 0.340 \pm 0.016$ nb [32]:

$$\begin{aligned} \mathcal{B}(\Upsilon(5\text{S}) \rightarrow \Upsilon(1\text{S})\eta) &= (0.85 \pm 0.15 \pm 0.08) \times 10^{-3}, \\ \mathcal{B}(\Upsilon(5\text{S}) \rightarrow \Upsilon(2\text{S})\eta) &= (4.13 \pm 0.41 \pm 0.37) \times 10^{-3}, \\ \mathcal{B}(\Upsilon(5\text{S}) \rightarrow \Upsilon(1\text{S})\eta') &< 6.9 \times 10^{-5}, CL = 90\%. \end{aligned}$$

Using $\sigma(e^+e^- \rightarrow \Upsilon(1\text{S})\pi^+\pi^-) = 2.27 \pm 0.12 \pm 0.14$ pb, $\sigma(e^+e^- \rightarrow \Upsilon(2\text{S})\pi^+\pi^-) = 4.07 \pm 0.16 \pm 0.45$ pb [30] and the obtained Born cross section, we also calculate the width ratios between η - and dipion-transitions to be

$$\frac{\Gamma(\Upsilon(5\text{S}) \rightarrow \Upsilon(1\text{S})\eta)}{\Gamma(\Upsilon(5\text{S}) \rightarrow \Upsilon(1\text{S})\pi^+\pi^-)} = 0.19 \pm 0.04 \pm 0.01 \quad (4)$$

and

$$\frac{\Gamma(\Upsilon(5\text{S}) \rightarrow \Upsilon(2\text{S})\eta)}{\Gamma(\Upsilon(5\text{S}) \rightarrow \Upsilon(2\text{S})\pi^+\pi^-)} = 0.51 \pm 0.06 \pm 0.04, \quad (5)$$

where correlated systematic uncertainties are canceled out. These values are noticeably larger than the predicted values of ~ 0.03 for $\Upsilon(2\text{S})$ and ~ 0.005 for $\Upsilon(1\text{S})$, calculated in the QCDME regime, see Ref. [5], and are comparable to the $\frac{\Upsilon(4\text{S}) \rightarrow \Upsilon(1\text{S})\eta}{\Upsilon(4\text{S}) \rightarrow \Upsilon(1\text{S})\pi^+\pi^-} = 2.41 \pm 0.40 \pm 0.12$ [8], measured in a regime where QCDME is no longer valid. Similarly, our measured upper limit on the ratio between the η' and η transitions is

$$\frac{\Gamma(\Upsilon(5\text{S}) \rightarrow \Upsilon(1\text{S})\eta')}{\Gamma(\Upsilon(5\text{S}) \rightarrow \Upsilon(1\text{S})\eta)} < 0.09 \quad (CL = 90\%), \quad (6)$$

which is significantly smaller than the value of ~ 12 predicted by the naive QCDME model [2].

As shown in Refs. [2, 3], one of the possible solutions is existence of a light-flavor admixture to the $b\bar{b}$ state. Such a structure of the $\Upsilon(5S)$ resonance could increase the cross section of $e^+e^- \rightarrow \Upsilon(1S, 2S)\eta$ and $e^+e^- \rightarrow \Upsilon(1S)\eta'$ processes and lead to dominance of the $e^+e^- \rightarrow \Upsilon(1S, 2S)\eta$ process over $e^+e^- \rightarrow \Upsilon(1S)\eta'$ [3]:

$$\frac{\Gamma(\Upsilon(5S) \rightarrow \Upsilon(1S)\eta')}{\Gamma(\Upsilon(5S) \rightarrow \Upsilon(1S)\eta)} \approx \frac{p_{\eta'}^3}{2p_{\eta}^3} = 0.25, \quad (7)$$

that is much higher than the obtained limit. Such suppression also has been observed in Ref. [33], where $\frac{\Gamma(\Upsilon(4S) \rightarrow \Upsilon(1S)\eta')}{\Gamma(\Upsilon(4S) \rightarrow \Upsilon(1S)\eta)}$ is reported to be 0.20 ± 0.06 , in agreement with the expected value in the case of an admixture of a state containing light quarks.

VII. ACKNOWLEDGEMENT

We thank the KEKB group for the excellent operation of the accelerator; the KEK cryogenics group for the efficient operation of the solenoid; and the KEK computer group, and the Pacific Northwest National Laboratory (PNNL) Environmental Molecular Sciences Laboratory (EMSL) computing group for strong computing support; and the National Institute of Informatics, and Science Information NETwork 5 (SINET5) for valuable network support. We acknowledge support from the Ministry of Education, Culture, Sports, Science, and Technology (MEXT) of Japan, the Japan Society for the Promotion of Science (JSPS), and the Tau-Lepton Physics Research Center of Nagoya University; the Australian Research Council including grants DP180102629, DP170102389, DP170102204, DP150103061, FT130100303; Austrian Federal Ministry of Education, Science and Research (FWF) and FWF Austrian Science Fund No. P 31361-N36; the National Natural Science Foundation of China under Contracts No. 11435013, No. 11475187, No. 11521505,

No. 11575017, No. 11675166, No. 11705209; Key Research Program of Frontier Sciences, Chinese Academy of Sciences (CAS), Grant No. QYZDJ-SSW-SLH011; the CAS Center for Excellence in Particle Physics (CCEPP); the Shanghai Science and Technology Committee (STCSM) under Grant No. 19ZR1403000; the Ministry of Education, Youth and Sports of the Czech Republic under Contract No. LTT17020; Horizon 2020 ERC Advanced Grant No. 884719 and ERC Starting Grant No. 947006 “InterLeptons” (European Union); the Carl Zeiss Foundation, the Deutsche Forschungsgemeinschaft, the Excellence Cluster Universe, and the VolkswagenStiftung; the Department of Atomic Energy (Project Identification No. RTI 4002) and the Department of Science and Technology of India; the Istituto Nazionale di Fisica Nucleare of Italy; National Research Foundation (NRF) of Korea Grant Nos. 2016R1D1A1B-01010135, 2016R1D1A1B02012900, 2018R1A2B3003643, 2018R1A6A1A06024970, 2019K1A3A7A09033840, 2019R1H1A3A01058933, 2021R1A6A1A03043957, 2021R1F1A1060423, 2021R1F1A1064008; Radiation Science Research Institute, Foreign Large-size Research Facility Application Supporting project, the Global Science Experimental Data Hub Center of the Korea Institute of Science and Technology Information and KREONET/GLORIAD; the Polish Ministry of Science and Higher Education and the National Science Center; the Ministry of Science and Higher Education of the Russian Federation, Agreement 14.W03.31.0026, and the HSE University Basic Research Program, Moscow; University of Tabuk research grants S-1440-0321, S-0256-1438, and S-0280-1439 (Saudi Arabia); the Slovenian Research Agency Grant Nos. J1-9124 and P1-0135; Ikerbasque, Basque Foundation for Science, Spain; the Swiss National Science Foundation; the Ministry of Education and the Ministry of Science and Technology of Taiwan; and the United States Department of Energy and the National Science Foundation.

-
- [1] P. Zyla et al. (Particle Data Group), Prog. Theor. Exp. Phys. **2020**, 083C01 (2020).
 - [2] M. Voloshin, Mod. Phys. Lett. A **26**, 773 (2011).
 - [3] M. Voloshin, Phys. Rev. D **85**, 034024 (2012).
 - [4] I. Adachi et al. (Belle Collaboration), Phys. Rev. Lett. **108**, 032001 (2012).
 - [5] M. B. Voloshin and V. I. Zakharov, Phys. Rev. Lett. **45**, 688 (1980).
 - [6] A. Bondar et al. (Belle Collaboration), Phys. Rev. Lett. **108**, 122001 (2012).
 - [7] M. Voloshin, Prog. Part. Nucl. Phys. **61**, 455 (2008).
 - [8] B. Aubert et al. (BaBar Collaboration), Phys. Rev. D **78**, 112002 (2008).
 - [9] U. Tamponi et al. (Belle Collaboration), Phys. Rev. Lett. **115**, 142001 (2015).
 - [10] F.-K. Guo, C. Hanhart, and U.-G. Meissner, Phys. Rev. Lett. **105**, 162001 (2010).
 - [11] J. Lees et al. (BaBar Collaboration), Phys. Rev. D **84**, 092003 (2011).
 - [12] U. Tamponi et al. (Belle Collaboration), Eur. Phys. J. C **78**, 633 (2018).
 - [13] A. Abashian et al. (Belle Collaboration), Nucl. Instrum. Methods Phys. Res. Sect. A **479**, 117 (2002).
 - [14] J. Brodzicka et al. (Belle Collaboration), PTEP **2012**, 04D001 (2012).
 - [15] S. Kurokawa and E. Kikutani, Nucl. Instrum. Methods Phys. Res. Sect. A **499**, 1 (2003).
 - [16] T. Abe et al., Prog. Theor. Exp. Phys. **2013**, 03A001 (2013).
 - [17] D. J. Lange, Nucl. Instrum. Methods Phys. Res. Sect. A **462**, 152 (2001).
 - [18] R. Brun et al., *GEANT 3.21*, CERN Report DD/EE/84-

- 1 (1984).
- [19] J. P. Alexander et al. (CLEO Collaboration), Phys. Rev. D **58**, 052004 (1998).
 - [20] F. Ambrosino et al. (KLOE), J. High Energy Phys. **05**, 006 (2008), 0801.2642.
 - [21] N. Davidson, T. Przedzinski, and Z. Was, Comput. Phys. Commun. **199**, 86 (2016).
 - [22] A. Abashian et al., Nucl. Instrum. Methods Phys. Res. Sect. A **491**, 69 (2002).
 - [23] K. Hanagaki, H. Kakuno, H. Ikeda, T. Iijima, and T. Tsukamoto, Nucl. Instrum. Methods Phys. Res. Sect. A **485**, 490 (2002).
 - [24] T. Skwarnicki, Ph.D. thesis, Insitute for Nuclear Physics, Krakow 1986; DESY Internal Report, DESY F31-86-02 (1986).
 - [25] D. Santel et al. (Belle Collaboration), Phys. Rev. D **93**, 011101 (2016).
 - [26] R. Mizuk et al. (Belle Collaboration), J. High Energy Phys. **10**, 220 (2019).
 - [27] A. Abdesselam et al. (Belle Collaboration), Phys. Rev. Lett. **117**, 142001 (2016).
 - [28] M. Benayoun, S. Eidelman, V. Ivanchenko, and Z. Silagadze, Mod. Phys. Lett. A **14**, 2605 (1999).
 - [29] S. Actis et al. (Working Group on Radiative Corrections, Monte Carlo Generators for Low Energies), Eur. Phys. J. C **66**, 585 (2010).
 - [30] A. Garmash et al. (Belle Collaboration), Phys. Rev. D **91**, 072003 (2015).
 - [31] M. Ablikim et al. (BESIII Collaboration), Phys. Rev. D **83**, 012003 (2011).
 - [32] S. Esen et al. (Belle Collaboration), Phys. Rev. D **87**, 031101 (2013).
 - [33] E. Guido et al. (Belle Collaboration), Phys. Rev. Lett. **121**, 062001 (2018).