

THE VOLUME-OF-TUBE METHOD FOR GAUSSIAN RANDOM FIELDS WITH INHOMOGENEOUS VARIANCE

SATOSHI KURIKI, AKIMICHI TAKEMURA, AND JONATHAN E. TAYLOR

ABSTRACT. The tube method or the volume-of-tube method approximates the tail probability of the maximum of a smooth Gaussian random field with zero mean and unit variance. This method evaluates the volume of a spherical tube about the index set, and then transforms it to the tail probability. In this study, we generalize the tube method to a case in which the variance is not constant. We provide the volume formula for a spherical tube with a non-constant radius in terms of curvature tensors, and the tail probability formula of the maximum of a Gaussian random field with inhomogeneous variance, as well as its Laplace approximation. In particular, the critical radius of the tube is generalized for evaluation of the asymptotic approximation error. As an example, we discuss the approximation of the largest eigenvalue distribution of the Wishart matrix with a non-identity matrix parameter. The Bonferroni method is the tube method when the index set is a finite set. We provide the formula for the asymptotic approximation error for the Bonferroni method when the variance is not constant.

1. INTRODUCTION: TUBE WITH NON-CONSTANT RADIUS

Let $M \subset \mathbb{S}^{n-1}$ be a d -dimensional C^2 -closed submanifold of the $(n-1)$ -dimensional unit sphere $\mathbb{S}^{n-1} = S(\mathbb{R}^n) = \{u \in \mathbb{R}^n \mid \|u\| = 1\}$. We assume that the linear-hull of M is \mathbb{R}^n , and M is a proper subset of \mathbb{S}^{n-1} (that is, $d < n-1$). Define a Gaussian random field on M by

$$(1.1) \quad X(u) = \sigma(u)\langle u, \xi \rangle, \quad u \in M \subset \mathbb{S}^{n-1},$$

where $\xi \in \mathbb{R}^n$ is a random vector distributed as the standard Gaussian distribution $\mathcal{N}_n(0, I_n)$, $\langle \cdot, \cdot \rangle$ denotes the standard inner product of \mathbb{R}^n , and $\sigma(\cdot)$ is a positive C^2 -function on M . Then, $X(\cdot)$ is a mean-zero Gaussian random field on M with variance $\text{Var}(X(u)) = \sigma(u)^2$ and the correlation function $\text{Corr}(X(u), X(v)) = \langle u, v \rangle$. (1.1) is the canonical representation of a Gaussian random field with a finite Karhunen-Loève expansion and a smooth sample path.

The purpose of this study is to provide a formula for approximating the tail probability of the maximum

$$(1.2) \quad \mathbb{P}\left(\max_{u \in M} X(u) > c\right) \quad \text{when } c \text{ is large.}$$

When the variance is constant, say, $\sigma(u) \equiv 1$, the recipes to approximate the tail probability (1.2) are well established and known as the volume-of-tube method, or simply, the tube method ([KS89],[JJ90],[Sun93],[KT01, KT09],[TK02, TK03]). The tail probability of (1.2) corresponds to the p -value of a max-type statistical test and appears in various statistical scenarios, such as construction of simultaneous confidence bands, likelihood ratio test in singular models, change point problems, order-restricted statistical inference, projection

Key words and phrases. Bonferroni method, Euler characteristic, Kac-Rice test, tail probability, Weyl's tube formula, Wishart matrix.

pursuit/testing Gaussianity, and so on (e.g., [Nai86, Nai90],[Sun91],[KT08b],[KK13],[LK17]). The tube method provides sufficiently accurate p -value formulas for such problems.

In this study, we extend the tube formula to Gaussian random fields with inhomogeneous variance. For later purposes, we define a standardized random field on M by

$$Y(u) = \sigma(u)\langle u, \xi/\|\xi\| \rangle, \quad u \in M, \quad \xi \sim \mathcal{N}_n(0, I_n).$$

We sometimes use the abbreviations

$$X_{\max} = \max_{u \in M} X(u), \quad Y_{\max} = \max_{u \in M} Y(u).$$

Note that the support of Y_{\max} is $|Y_{\max}| \leq \max_{u \in M} \sigma(u)$. Because $\|\xi\|$ and $\xi/\|\xi\|$ are independently distributed, we have

$$(1.3) \quad \mathbb{P}(X_{\max} > c) = \mathbb{E} \left[\mathbb{P} \left(Y_{\max} > \frac{c}{\|\xi\|} \mid \|\xi\| \right) \right].$$

Moreover, because $\xi/\|\xi\| \sim \text{Unif}(\mathbb{S}^{n-1})$, the uniform distribution on \mathbb{S}^{n-1} ,

$$(1.4) \quad \begin{aligned} \mathbb{P}(Y_{\max} > b) &= \mathbb{P} \left(\max_{u \in M} \sigma(u) \langle u, \xi/\|\xi\| \rangle > b \right) \\ &= \mathbb{P} \left(\exists u \in M, \langle u, \xi/\|\xi\| \rangle > b/\sigma(u) \right) \\ &= \frac{1}{\Omega_n} \text{Vol}_{n-1}((M)_{b/\sigma(\cdot)}), \end{aligned}$$

where

$$(1.5) \quad (M)_f = \{w \in \mathbb{S}^{n-1} \mid \exists u \in M, \langle u, w \rangle > f(u)\},$$

$\text{Vol}_{n-1}(\cdot)$ is the $(n-1)$ -dimensional volume, and

$$(1.6) \quad \Omega_n = \text{Vol}_{n-1}(\mathbb{S}^{n-1}) = \frac{2\pi^{n/2}}{\Gamma(n/2)}$$

is the volume of $(n-1)$ -dimensional unit sphere. Further, we observe that the distribution of X_{\max} is derived from that of Y_{\max} in (1.4), which is proportional to the volume of the spherical set $(M)_{b/\sigma(\cdot)}$ in (1.5). (It is shown that the relation between $\mathbb{P}(Y_{\max} > \cdot)$ and $\mathbb{P}(X_{\max} > \cdot)$, i.e., (1.3), is essentially the Laplace/inverse Laplace transforms, and hence one-to-one.)

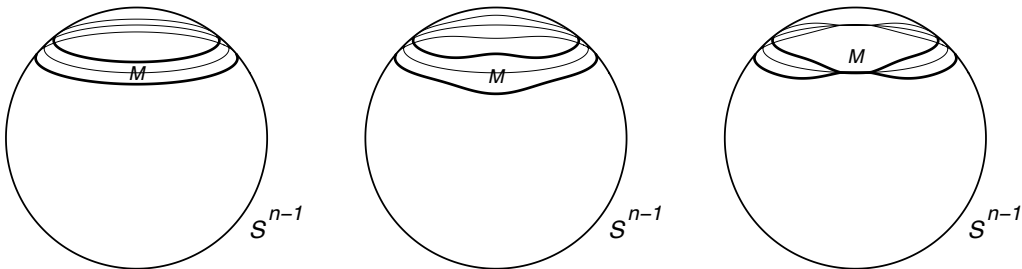


FIGURE 1. Tubes $(M)_f$.

(left: homogeneous variance, center and right: inhomogeneous variance)

Figure 1 depicts examples of $(M)_f$ with $f(\cdot) = b/\sigma(\cdot)$. $(M)_f$ is a tube-like area about the set M . When $\sigma(u)$ is constant, the width of $(M)_f$ is constant, and its volume can be evaluated using the tube-volume formula by H. Hotelling [Hot39] and H. Weyl [Wey39].

The original tube method for constant variance is used to evaluate the volume of (1.5) via the tube-volume formula and thereafter transforms it into the distribution of X_{\max} by (1.4) (see [Sun93],[KT01]). As in the right panel of Figure 1, the radius of tube may vanish. We call this phenomenon the degeneracy of tube. We will see later the condition that such degeneration occurs. In this study, we will extend Weyl's tube-volume formula and derive the distribution of X_{\max} in a similar manner.

The tube treated here is spherical on the unit sphere. The volume of a tube with non-constant radius when the ambient space is \mathbb{R}^n is discussed under different motivations (e.g., [Roc13],[Ros15]).

To approximate the tail probabilities of the maxima of random fields, R. Adler and K. Worsley founded a methodology based on the Euler-Poincaré characteristic of the excursion set ([AH76, Adl81],[Wor95]). Their method is referred to as the expected Euler characteristic heuristic or the Euler characteristic method. Later, this method has been developed and generalized in theoretical and application aspects (e.g., [TA03, TA09], [Tay06], [TW08, TW13]). For comprehensive treatments of this method, we refer to [AT07] and [AT11]. [TK02] showed that the tube method and the Euler characteristic method provide the same formula for the tail probability in (1.2) with $\sigma(u) \equiv 1$.

As a related problem, [TLT16] formulated a test statistic for a global null hypothesis in a regularized regression as the maximum of a Gaussian random field with inhomogeneous variance:

$$(1.7) \quad \max_{\eta \in K} \langle \eta, \xi \rangle, \quad \xi \sim \mathcal{N}_n(0, I_n),$$

where K is a closed, convex, stratified submanifold of \mathbb{R}^n . In our notation, (1.7) is $\max_{u \in M} X(u)$ with $X(u) = \sigma(u) \langle u, \xi \rangle$, $M = \{\eta/\|\eta\| \mid \eta \in K\}$ and $\sigma(u) = \|\eta\|$ for $u = \eta/\|\eta\|$. They derived the conditional distribution of the maximum when $\eta^* = \operatorname{argmax}_{\eta \in K} \langle \eta, \xi \rangle$ is given, and constructed a so-called Kac-Rice test based on the conditional distribution. Differently from [TLT16], we treat the unconditional distribution of the maximum. Another difference is the assumption of convexity. In this paper, M is a closed submanifold and not (geodesically) convex. We will examine the effects of the non-convexity of the set

$$(1.8) \quad \sigma M = \{\sigma(u)u \in \mathbb{R}^n \mid u \in M\}.$$

It will be shown that only the supporting points of σM make contributions to the volume of tube formula, and the degeneracy of the tube (the right panel of Figure 1) occurs at the non-supporting points of σM .

The outline of the paper is as follows. The main results are summarized in Section 2. We present the approximate formulas for the tail probability of Y_{\max} and X_{\max} . To evaluate their approximation error, we generalize the notion of the critical radius of a tube. Consequently, based on the resulting formula, we provide its Laplace approximation under the assumption that the set

$$(1.9) \quad M_0 = \left\{ u \in M \mid \sigma(u) = \max_{u \in M} \sigma(u) \right\}$$

forms a closed C^2 -manifold. In addition, we discuss the Bonferroni method, which is the tube method when the index set is finite. We provide the formula for the asymptotic approximation error for the Bonferroni method when the variance is not constant. Examples are provided in Section 3. One of them is the tail probability of the largest eigenvalue of

the Wishart matrix when the parameter matrix is not an identity matrix, which will be of independent interest. All proofs for the main results are provided in Section 4.

2. MAIN RESULTS

2.1. Preliminary and notations. The index set M is treated as a C^2 -submanifold endowed with the metric induced by the ambient space \mathbb{R}^n . Suppose that each point $u \in M$ is represented by the local coordinates $t = (t^i)_{1 \leq i \leq d}$ as $u = \varphi(t)$. We use conventions $\partial/\partial t^i = \partial_i$, $\varphi_i = \partial_i \varphi$, $\varphi_{ij} = \partial_i \partial_j \varphi$, etc. The tangent space of M at $u \in M$ is

$$T_u(M) = \text{span}\{\varphi_i \mid 1 \leq i \leq d\}.$$

The metric tensor is $g_{ij} = \langle \varphi_i, \varphi_j \rangle$, and the affine connection is $\Gamma_{ij,k} = \langle \varphi_{ij}, \varphi_k \rangle = (1/2)(\partial_i g_{jk} + \partial_j g_{ik} - \partial_k g_{ij})$. The volume element of M at $u \in M$ is $\det(G)^{\frac{1}{2}} \prod_i dt^i|_u$, where $G = (g_{ij})_{1 \leq i, j \leq d}$ is the metric tensor in $d \times d$ matrix form. When needed, we write $G = G_u$ to indicate the point $u \in M$ where the metric is defined. The covariant derivative in the direction of $\partial/\partial t^i$ is denoted by ∇_i . The inverse of the metric matrix G is denoted by $G^{-1} = (g^{ij})_{1 \leq i, j \leq d}$. Let

$$(2.1) \quad R_{ij;kl} = \partial_i \Gamma_{jk,l} - \partial_j \Gamma_{ik,l} + \sum_{\alpha, \beta=1}^d (\Gamma_{ik,\alpha} \Gamma_{jl,\beta} - \Gamma_{il,\alpha} \Gamma_{jk,\beta}) g^{\alpha\beta}$$

be the curvature tensor.

Define the normal space of M at u by

$$(2.2) \quad N_u = T_u(M)^\perp \cap T_u(\mathbb{S}^{n-1}).$$

Note that

$$\mathbb{R}^n = T_u(\mathbb{R}^n) = \text{span}\{u\} \oplus T_u(M) \oplus N_u,$$

where \oplus is the orthogonal direct sum.

Let

$$(2.3) \quad \ell = \ell(u) = \log \sigma(u),$$

and let

$$(2.4) \quad C = C_u = (c_{ij})_{1 \leq i, j \leq d},$$

$$c_{ij} = -\nabla_i \nabla_j \ell + \nabla_i \ell \nabla_j \ell = -\left(\partial_i \partial_j \ell - \sum_{k,l=1}^d \Gamma_{ij,k} \partial_l \ell g^{kl} \right) + (\partial_i \ell)(\partial_j \ell).$$

The gradient of $\ell(u)$ in (2.3) in the tangent space $T_u(M)$ is

$$\nabla \ell = \nabla \ell(u) = \nabla|_{T_u(M)} \ell(u) = \sum_{i,j=1}^d \nabla_i \ell \varphi_j g^{ij}.$$

The squared length of the gradient is $\|\nabla \ell\|^2 = \|\nabla \ell(u)\|^2 = \sum_{i,j=1}^d (\nabla_i \ell)(\nabla_j \ell) g^{ij}$.

The k th elementary symmetric function of the eigenvalues of a matrix is denoted by $\text{tr}_k(\cdot)$ ([Mui82]) or $\text{detr}_k(\cdot)$ ([Wor95]). Note that $\text{tr}_1(\cdot) = \text{tr}(\cdot)$, and $\text{tr}_d(A) = \det(A)$ if A is $d \times d$, and let $\text{tr}_0(\cdot) = 1$. We use the relation

$$\det(I_d + A) = \sum_{k=0}^d \text{tr}_k(A).$$

For a finite set $I = \{i_1, \dots, i_n\}$ ($i_1 < \dots < i_n$), let

$$(2.5) \quad \Sigma(I) = \{(\pi_1, \dots, \pi_n) \mid \{\pi_1, \dots, \pi_n\} = I\}$$

be the set of all permutations of elements of I . For I such that $n = |I|$ is even, let

$$(2.6) \quad \Pi(I) = \{(\pi_1, \dots, \pi_n) \in \Sigma(I) \mid \pi_1 < \pi_2, \pi_3 < \pi_4, \dots, \pi_{n-1} < \pi_n\}$$

be the set of ordered pairings of I . Let $\Sigma_n = \Sigma(\{1, \dots, n\})$ and $\Pi_n = \Pi(\{1, \dots, n\})$.

2.2. Volume of tube formula. To state main theorems, we introduce the notion of self-overlap of tube. Figure 1 depicts tube $(M)_{b/\sigma(\cdot)}$. Suppose we let b be small. Subsequently, the width of the tube becomes large, and therefore causing self-overlap. More formally, $(M)_{b/\sigma(\cdot)}$ is said to have a self-overlap if there exists a point $w \in (M)_{b/\sigma(\cdot)}$ such that the function $u \mapsto \sigma(u)\langle u, w \rangle$ has two local maxima at the points $u^*, u^{**} \in M$ and $\sigma(u^*)\langle u^*, w \rangle = \sigma(u^{**})\langle u^{**}, w \rangle$. The threshold $b = b_{\text{cri}}$ causing such overlap is defined by

$$(2.7) \quad b_{\text{cri}} = \sup\{b \geq 0 \mid (M)_{b/\sigma(\cdot)} \text{ has a self-overlap}\}.$$

For $x \geq 0$, let

$$\bar{B}_{a,b}(x) = \begin{cases} \frac{\Gamma(a+b)}{\Gamma(a)\Gamma(b)} \int_x^1 t^{a-1}(1-t)^{b-1} dt & (0 \leq x \leq 1), \\ 0 & (x > 1), \end{cases}$$

be the upper probability of the beta distribution with parameter (a, b) . Now, we state the following main results.

Theorem 2.1 (Volume of tube). *Let du be the volume element of M at $u \in M$. Let b_{cri} be the threshold defined in (2.7). For $b \geq b_{\text{cri}}$,*

$$(2.8) \quad \begin{aligned} \mathbb{P}(Y_{\max} > b) &= \frac{1}{\Omega_n} \text{Vol}_{n-1}((M)_{b/\sigma(\cdot)}) \\ &= \sum_{e=0}^d \frac{1}{(2\pi)^{e/2} \Omega_{d-e+1}} \int_M \frac{\det(I_d + C_u G_u^{-1})}{(1 + \|\nabla \ell(u)\|^2)^{\frac{1}{2}(d-e+1)}} \\ &\quad \times \bar{B}_{\frac{1}{2}(d-e+1), \frac{1}{2}(n-d+e-1)} \left(\frac{1 + \|\nabla \ell(u)\|^2}{\sigma(u)^2} b^2 \right) \zeta_e(u) du, \end{aligned}$$

where Ω_k is defined in (1.6), G_u is the metric matrix at u , C_u is defined in (2.4),

$$(2.9) \quad \zeta_e(u) = \begin{cases} \sum_{I \subset \{1, \dots, d\}, |I|=e} \frac{1}{(e/2)!} \sum_{\pi, \tau \in \Pi(I)} \text{sgn}(\pi, \tau) \tilde{R}_{\pi_1 \pi_2}^{\tau_1 \tau_2} \cdots \tilde{R}_{\pi_{e-1} \pi_e}^{\tau_{e-1} \tau_e} & (\text{if } e \text{ is even}), \\ 0 & (\text{if } e \text{ is odd}), \end{cases}$$

with

$$(2.10) \quad \tilde{R}_{ij}^{kl} = \tilde{R}_{ij}^{kl}(u) = \sum_{\alpha, \beta=1}^d \left(R_{ij; \alpha\beta} - (g_{i\alpha} g_{j\beta} - g_{i\beta} g_{j\alpha}) \right) \tilde{g}^{\alpha k} \tilde{g}^{\beta l},$$

\tilde{g}^{ij} the (i, j) th element of the inverse matrix \tilde{G}_u^{-1} of $\tilde{G}_u = G_u + C_u$,

$$\text{sgn}(\pi, \tau) = \text{sgn} \begin{pmatrix} \pi_1 & \cdots & \pi_e \\ \tau_1 & \cdots & \tau_e \end{pmatrix}$$

the sign of permutation. In particular, $\zeta_0(u) = 1$ and $\zeta_2(u) = \frac{1}{2} \sum_{i,j=1}^d \tilde{R}_{ij}^{ij}(u)$.

Moreover, (2.8) holds even if the range M of the integral is replaced with

$$(2.11) \quad M_{\text{cri}} = \left\{ u \in M \mid \frac{1 + \|\nabla\ell(u)\|^2}{\sigma(u)^2} b_{\text{cri}}^2 < 1 \right\}.$$

Remark 2.2 (Weyl's tube formula). When $\sigma(u) \equiv 1$, (2.8) becomes

$$\begin{aligned} \mathbb{P}(Y_{\max} > b) &= \frac{1}{\Omega_n} \text{Vol}_{n-1}((M)_b) \\ &= \sum_{e=0}^d \frac{1}{(2\pi)^{e/2} \Omega_{d-e+1}} \int_M \zeta_e(u) \, du \times \bar{B}_{\frac{1}{2}(d-e+1), \frac{1}{2}(n-d+e-1)}(b^2), \end{aligned}$$

where $\zeta_e(u)$ is defined by (2.9) with

$$\tilde{R}_{ij}^{kl} = \sum_{\alpha, \beta=1}^d R_{ij; \alpha\beta} g^{\alpha k} g^{\beta l} - (\delta_i^k \delta_j^l - \delta_i^l \delta_j^k), \quad \delta_i^j = \begin{cases} 1 & (i = j), \\ 0 & (i \neq j). \end{cases}$$

This is original Weyl's tube formula [Wey39].

The theorem below characterizes the threshold b_{cri} . This is also useful for numerical calculation (Section 3).

Theorem 2.3. The threshold b_{cri} appearing in Theorem 2.1 is

$$(2.12) \quad b_{\text{cri}}^2 = \sup_{u \in M} b'_{\text{cri}}(u)^2, \quad b'_{\text{cri}}(u)^2 = \sup_{w \in M \setminus \{u\}} \frac{\sigma(u)^2}{1 + h(u, w)},$$

where

$$(2.13) \quad h(u, w) = \|\nabla\ell(u)\|^2 + \left(\frac{\{\sigma(u)/\sigma(w) - \langle w, u - \nabla\ell(u) \rangle\}_+}{\|P_u^\perp w\|} \right)^2.$$

Here $x_+ = \max\{x, 0\}$, and P_u^\perp is the orthogonal projection in \mathbb{R}^n onto the subspace N_u defined in (2.2). That is,

$$\|P_u^\perp w\|^2 = 1 - \langle u, w \rangle^2 - \sum_{i, j=1}^d \langle \varphi_i, w \rangle \langle \varphi_j, w \rangle g^{ij}.$$

Remark 2.4 (Critical radius). When $\sigma(u) \equiv 1$, (2.12) becomes

$$b_{\text{cri}} = \cos \theta_{\text{cri}} = \sup_{u \in M} \cos \theta'_{\text{cri}}(u), \quad \text{where } \tan \theta'_{\text{cri}}(u) = \inf_{w \in M \setminus \{u\}} \frac{1 - \langle w, u \rangle}{\|P_u^\perp w\|}.$$

θ_{cri} and $\theta'_{\text{cri}}(u)$ are referred to as the global and local critical radius of the tube about M , respectively. They are positive when M is a C^2 -closed manifold (e.g., [KT01, Remark 3.1]). We generalize the local critical radius $\theta'_{\text{cri}}(u)$ to the inhomogeneous variance case by

$$\tan^2 \theta'_{\text{cri}}(u) = \inf_{w \in M \setminus \{u\}} h(u, w).$$

Then,

$$b_{\text{cri}}^2 = \sup_{u \in M} [\sigma(u)^2 \cos^2 \theta'_{\text{cri}}(u)].$$

In the formula (2.8), if b is larger than $\sigma_0 = \max_{u \in M} \sigma(u)$, then the formula holds trivially as $0 = 0$. Therefore, Theorem 2.1 is meaningless unless $b_{\text{cri}} < \sigma_0$ holds as follows.

Proposition 2.5. The threshold b_{cri} in Theorem 2.1 satisfies

$$b_{\text{cri}} < \sigma_0 = \max_{u \in M} \sigma(u).$$

From Proposition 2.5, we immediately have $M_0 \subset M_{\text{cri}}$, where M_0 and M_{cri} are defined in (1.9) and (2.11), respectively.

2.3. Supporting points of σM . In this subsection, we focus on the shape of σM in (1.8). Define a half space and its boundary in \mathbb{R}^n by

$$\begin{aligned} L_u &= \{z \in \mathbb{R}^n \mid \langle z, u - \nabla \ell(u) \rangle \leq \sigma(u)\}, \\ \partial L_u &= \{z \in \mathbb{R}^n \mid \langle z, u - \nabla \ell(u) \rangle = \sigma(u)\}. \end{aligned}$$

It is easy to see that

$$\langle \sigma(u)u, u - \nabla \ell(u) \rangle = \sigma(u), \quad \left\langle \frac{\partial}{\partial t^i} [\sigma(u)u], u - \nabla \ell(u) \right\rangle = 0,$$

that is, the hyperplane ∂L_u is tangent to σM at $\sigma(u)u$. Let

$$M_{\text{supp}} = \{u \in M \mid \partial L_u \text{ is a supporting hyperplane of } \sigma M \text{ with } L_u \supset \sigma M\}$$

be the set of supporting points.

Proposition 2.6. (i) $u \in M_{\text{supp}} \iff \sigma(u)/\sigma(w) - \langle w, u - \nabla \ell(u) \rangle \geq 0, \forall w \in M$.

(ii) $M_{\text{supp}} \supset M_{\text{cri}}$.

(iii) When $u \notin M_{\text{supp}}$, the tube $(M)_{b/\sigma(\cdot)}$, $b \geq b'_{\text{cri}}(u)$, is degenerated at u .

(i) means that, when $u \in M_{\text{supp}}$, the argument of the truncation function $\{\cdot\}_+$ in (2.13) is always nonnegative. (ii) implies that the non-supporting points do not make contribution to the tube-volume formula (2.8). The inclusion in (ii) is strict in general.

2.4. Tail probability of the maximum. Let

$$\bar{G}_\nu(x) = \frac{1}{\Gamma(\nu/2)} \int_x^\infty t^{\nu/2-1} e^{-t/2} dt$$

be the upper probability of the chi-square distribution χ_ν^2 with ν degrees of freedom. Let

$$\bar{\Phi}(x) = \frac{1}{(2\pi)^{1/2}} \int_x^\infty e^{-t^2/2} dt$$

be the upper probability of the standard normal distribution $\mathcal{N}(0, 1)$.

Theorem 2.7 (Tube method). *Let G, C, du , and b_{cri} be defined as in Theorem 2.1. Then,*

$$(2.14) \quad \mathbb{P}(X_{\text{max}} > c) = \mathbb{P}_{\text{tube}}(X_{\text{max}} > c) + O(\bar{G}_n(c^2/b_{\text{cri}}^2)), \quad c \rightarrow \infty,$$

where

$$(2.15) \quad \begin{aligned} \mathbb{P}_{\text{tube}}(X_{\text{max}} > c) &= \sum_{e=0}^d \frac{1}{(2\pi)^{e/2} \Omega_{d-e+1}} \int_M \frac{\det(I_d + C_u G_u^{-1})}{(1 + \|\nabla \ell(u)\|^2)^{\frac{1}{2}(d-e+1)}} \\ &\quad \times \bar{G}_{d-e+1} \left(\frac{1 + \|\nabla \ell(u)\|^2}{\sigma(u)^2} c^2 \right) \zeta_e(u) du. \end{aligned}$$

The range M of the integral in (2.15) can be replaced with M_{cri} in (2.11).

Each term of the tube formula (2.15) is of the order of $\bar{G}_\nu(c^2/\sigma_0^2) \asymp c^{\nu-2} e^{-c^2/2\sigma_0^2}$, $\sigma_0 = \max_{u \in M} \sigma(u)$, whereas the order of the remainder term is $\bar{G}_n(c^2/b_{\text{cri}}^2) \asymp c^{n-2} e^{-c^2/2b_{\text{cri}}^2}$. Here $f(c) \asymp g(c)$ denotes that both $|f(c)/g(c)|$ and $|g(c)/f(c)|$ are bounded when $c \rightarrow \infty$. We use the notation $f(c) \sim g(c)$ if $f(c)/g(c) \rightarrow 1$ as $c \rightarrow \infty$.

Proposition 2.5 affirms that the remainder term of the approximation (2.14) is exponentially smaller than that of the main part. That is,

$$(2.16) \quad \lim_{c \rightarrow \infty} \frac{1}{c^2} \log \left| \frac{\mathbb{P}_{\text{tube}}(X_{\max} > c)}{\mathbb{P}(X_{\max} > c)} - 1 \right| = -\frac{1}{2} \left(\frac{1}{b_{\text{cri}}^2} - \frac{1}{\sigma_0^2} \right) < 0.$$

Remark 2.8. [TTA05, Theorem 4.3] proved that (2.16) holds when $\sigma(u) \equiv 1$ and $X(u)$ does not necessarily have a finite Karhunen-Loève expansion, i.e., n may be infinite. In other words, the remainder term $O(\bar{G}_n(c^2/b_{\text{cri}}^2))$ in (2.14) does not depend on n . For this purpose, they described the threshold b_{cri} in terms of $X(\cdot)$ irrespective of the dimension n of the ambient space.

In the inhomogeneous variance case, by introducing a unit-variance Gaussian random field

$$\check{X}(u) = \frac{1}{\sigma(u)} X(u), \quad u \in M,$$

$h(u, w)$ in (2.13) and hence b_{cri} in (2.12) can be written in terms of $X(\cdot)$ by substituting

$$\langle w, u \rangle = \text{Cov}(\check{X}(w), \check{X}(u)),$$

$$\langle w, \nabla \ell(u) \rangle = \sum_{i,j=1}^d \text{Cov}(\check{X}(w), \partial_i \check{X}(u)) \partial_j \ell(u) g^{ij}(u), \quad \partial_i = \partial / \partial t_i,$$

$$\|P_u^\perp w\|^2 = \text{Var}\left(\check{X}(w) \mid \check{X}(u), (\partial_i \check{X}(u))_{1 \leq i \leq d}\right)$$

into (2.13), where $(t^i)_{1 \leq i \leq d}$ is the local coordinates of M around u . We conjecture that (2.16) holds even when $X(u)$ does not necessarily have a finite Karhunen-Loève expansion.

In (2.15), the term of $e = 0$ is the leading term when $c \rightarrow \infty$. In the case where $\sigma(u)$ is not constant, this leading term can again be approximated using Laplace's method ([Erd56]).

Theorem 2.9 (Laplace approximation). *Assume that $\sigma(u)$ takes its maximum σ_0 on the d_0 -dimensional closed manifold in (1.9). Let $du_0(u)$ be the volume element of M_0 at u . Let G_u and C_u be defined in Theorem 2.1. Then,*

$$(2.17) \quad \mathbb{P}(X_{\max} > c) \sim \frac{1}{\Omega_{d_0+1}} \int_{M_0} \frac{\det(I_d + C_u G_u^{-1})^{\frac{1}{2}}}{\text{tr}_{d-d_0}(C_u G_u^{-1})^{\frac{1}{2}}} du_0(u) \times \bar{G}_{d_0+1}(c^2/\sigma_0^2), \quad c \rightarrow \infty.$$

Corollary 2.10. *Assume that $\sigma(u)$ takes the unique maximum σ_0 at u_0 . Let $G_0 = G_{u_0}$, $C_0 = C_{u_0}$. Then,*

$$\mathbb{P}(X_{\max} > c) \sim \frac{\det(I_d + C_0 G_0^{-1})^{\frac{1}{2}}}{\det(C_0 G_0^{-1})^{\frac{1}{2}}} \bar{\Phi}(c/\sigma_0), \quad c \rightarrow \infty.$$

Corollary 2.10 is a special case of [Pit96, Theorem 8.2].

2.5. Bonferroni method as the tube method. So far we assumed that the index set M is a manifold. In this subsection, we consider the case where M is a finite set.

Let (X_1, \dots, X_K) be a Gaussian random vector with moment structure $\mathbb{E}[X_i] = 0$, $\text{Var}(X_i) = \sigma_i^2$, $\text{Corr}(X_i, X_j) = \rho_{ij}$, $|\rho_{ij}| < 1$. We consider the distribution of the maximum

$$X_{\max} = \max\{X_1, \dots, X_K\}.$$

Such X_i 's are realized by

$$X_i = \sigma_i \langle \varphi^{(i)}, \xi \rangle, \quad \xi \sim \mathcal{N}_n(0, I_n),$$

where $\varphi^{(i)}$'s are unit vectors such that $\rho_{ij} = \langle \varphi^{(i)}, \varphi^{(j)} \rangle$. n is at most K . X_{\max} is the maximum of the random field $X(u)$, $u \in M$, in (1.1) with

$$M = \{\varphi^{(i)} \in \mathbb{S}^{n-1} \mid 1 \leq i \leq K\}.$$

Define

$$Y_i = \sigma_i \langle \varphi^{(i)}, \xi / \|\xi\| \rangle, \quad Y_{\max} = \max\{Y_1, \dots, Y_K\}.$$

The tube formula as well as its remainder order are given as a byproduct of the previous sections.

Theorem 2.11.

$$(2.18) \quad \mathbb{P}(Y_{\max} > b) = \sum_{i=1}^K \frac{1}{2} \bar{B}_{\frac{1}{2}, \frac{1}{2}(n-1)}(b^2/\sigma_i^2), \quad b \geq b_{\text{cri}},$$

and

$$(2.19) \quad \mathbb{P}(X_{\max} > c) = \sum_{i=1}^K \bar{\Phi}(c/\sigma_i) + \bar{G}_n(c^2/b_{\text{cri}}^2), \quad c \rightarrow \infty,$$

where

$$(2.20) \quad b_{\text{cri}}^2 = \max_{i \neq j} \frac{\sigma_i^2}{1 + h(i, j)}, \quad h(i, j) = \frac{(\sigma_i/\sigma_j - \rho_{ij})_+^2}{1 - \rho_{ij}^2}.$$

(2.18) and (2.19) hold even if the summation $\sum_{i=1}^K$ is replaced with $\sum_{i:\sigma_i > b_{\text{cri}}}$.

The tube formula when the index set M is finite is the Bonferroni method. The next proposition corresponds to Proposition 2.5. Because $\bar{\Phi}(c/\sigma_i) \asymp c^{-1}e^{-c^2/2\sigma_i^2}$ and $\bar{G}_n(c^2/b_{\text{cri}}^2) \asymp c^{n-2}e^{-c^2/2b_{\text{cri}}^2}$, Proposition 2.12 affirms that the approximation error in (2.19) is asymptotically smaller than the leading term.

Proposition 2.12. *The threshold b_{cri} in Theorem 2.11 satisfies*

$$(2.21) \quad b_{\text{cri}} \leq \max_{1 \leq i < j \leq K} \sqrt{\frac{1 + \rho_{ij}}{2}} \sigma_0 < \sigma_0, \quad \sigma_0 = \max_{1 \leq i \leq K} \sigma_i.$$

The factor $\max_{i < j} \sqrt{(1 + \rho_{ij})/2}$ in (2.21) is $b_{\text{cri}} = \cos \theta_{\text{cri}}$ when $\sigma_i \equiv 1$ (see Remark 2.4), and is strictly less than 1.

Example 2.13. *Suppose that $K = 3$, $(\sigma_1, \sigma_2, \sigma_3) = (2, 1, 3)$, $\rho_{12} = \rho_{23} = 1/\sqrt{2}$, $\rho_{13} = 1/2$. We have $b_{\text{cri}} = 3\sqrt{3/7} = 1.964$, which is less than*

$$\max_{i < j} \sqrt{\frac{1 + \rho_{ij}}{2}} \max_i \sigma_i = \sqrt{\frac{1 + 1/\sqrt{2}}{2}} \times 3 = 2.772$$

as proved in Proposition 2.12. When $\sigma_i \leq b_{\text{cri}}$, $\mathbb{P}(Y_i > b) \equiv 0$ for $b \geq b_{\text{cri}}$, which makes no contribution to $\mathbb{P}(Y_{\max} > b)$ in (2.18). In this example, $\sigma_2 \leq b_{\text{cri}}$.

3. EXAMPLES

3.1. Maximum of a Gaussian random process on a circle. We identify $\text{Sym}(2)$, the set of 2×2 real-symmetric matrices, with \mathbb{R}^3 by the correspondence

$$z = (z_1, z_2, z_3) \leftrightarrow Z = \begin{pmatrix} z_1 & z_2/\sqrt{2} \\ z_2/\sqrt{2} & z_3 \end{pmatrix}, \quad \|z\|_{\mathbb{R}^3}^2 = \|Z\|_{\text{Sym}(2)}^2 = \text{tr}(Z^2).$$

Let

$$M = \{\varphi(t) = h(t)h(t)^\top \mid t \in [0, \pi)\} \subset \text{Sym}(2), \quad h(t) = (\cos t, \sin t)^\top.$$

Because $\|\varphi(t)\|_{\text{Sym}(2)}^2 = \text{tr}((h(t)h(t)^\top)^2) = \|h(t)\|^4 = 1$ and $\varphi(0) = \varphi(\pi-)$, M is a closed curve in the unit sphere of $\text{Sym}(2)$. Indeed, M is a circle with radius $1/\sqrt{2}$. We define a Gaussian random process on $[0, \pi)$ by

$$X(t) = \sigma(t) \text{tr}[h(t)h(t)^\top \Xi] = \sigma(t)h(t)^\top \Xi h(t), \quad \Xi = \begin{pmatrix} \xi_1 & \xi_2/\sqrt{2} \\ \xi_2/\sqrt{2} & \xi_3 \end{pmatrix},$$

where ξ_1, ξ_2, ξ_3 are i.i.d. random variables from $\mathcal{N}(0, 1)$, and

$$\sigma(t) = e^{\ell(t)} = e^{-m \sin^2 t}, \quad m \geq 0.$$

Because $\dot{\varphi} = d\varphi/dt = \dot{h}h^\top + h\dot{h}^\top$, $\dot{h} = dh/dt = (-\sin t, \cos t)^\top$, the metric is $g = \|\dot{\varphi}\|^2 = 2$, and the volume element of M is $\sqrt{2} dt$. The first and second derivatives of $\ell = -m \sin^2 t$ are $\dot{\ell} = d\ell/dt = -m \sin 2t$ and $\ddot{\ell} = d^2\ell/dt^2 = -2m \cos 2t$, respectively. The maximum of the variance is 1 attained at $t = 0$.

The tail probability of the maximum $X_{\max} = \max_{t \in [0, \pi)} X(t)$ is approximated by the tube method (2.15) as

$$\mathbb{P}(X_{\max} > c) = \int_0^\pi \frac{1 + (-\ddot{\ell} + (\dot{\ell})^2/2)}{2\pi(1 + (\dot{\ell})^2/2)} \bar{G}_2\left(\frac{1 + (\dot{\ell})^2/2}{\sigma^2} c^2\right) \sqrt{2} dt + O(\bar{G}_3(c^2/b_{\text{cri}}^2)), \quad c \rightarrow \infty,$$

and its Laplace approximation is

$$\mathbb{P}(X_{\max} > c) \sim \sqrt{\frac{1 - \ddot{\ell}(0)/2}{-\ddot{\ell}(0)/2}} \bar{\Phi}(c) = \sqrt{\frac{1+m}{m}} \bar{\Phi}(c), \quad c \rightarrow \infty.$$

The threshold b_{cri} is calculated as follows. The bases of the tangent space and the normal space are given by $\dot{\varphi} = \dot{h}h^\top + h\dot{h}^\top$ and $v = \dot{h}\dot{h}^\top$, respectively. A simple calculation yields

$$\psi(t) = \varphi(t) - \frac{1}{2}\dot{\ell}(t)\dot{\varphi}(t),$$

$$\begin{aligned} \frac{\sigma(t)}{\sigma(s)} - \langle s, \psi(t) \rangle &= e^{\ell(t)-\ell(s)} - (h(t)^\top h(s))^2 + \dot{\ell}(t)\dot{h}(t)^\top h(s)h(t)^\top h(s) \\ &= e^{-m(\sin^2 t - \sin^2 s)} - \cos^2(s-t) - m \sin(2t) \sin(s-t) \cos(s-t), \\ \|P_t^\perp s\| &= |v(t)^\top \varphi(s)| = (\dot{h}(t)^\top h(s))^2 = \sin^2(s-t), \end{aligned}$$

$$\begin{aligned} h(t, s) &= \frac{1}{2}m^2 \sin^2(2t) \\ &+ \left(\frac{\{e^{-m(\sin^2 t - \sin^2 s)} - \cos^2(s-t) - m \sin(2t) \sin(s-t) \cos(s-t)\}_+}{\sin^2(s-t)} \right)^2 \Bigg\}. \end{aligned}$$

Using these quantities, the threshold b_{cri} is obtained as

$$(3.1) \quad b_{\text{cri}}^2 = \sup_{t \neq s} \frac{\sigma(t)^2}{1 + h(t, s)}.$$

The objective function to be maximized in (3.1) contains the truncation function $\{\cdot\}_+$. The set of t where the truncation is active is

$$\{t \in [0, \pi) \mid \sigma(t)/\sigma(s) - \langle s, \psi(t) \rangle < 0, \exists s \in [0, \pi)\},$$

which is \emptyset ($0 \leq m < 1$), $\{0.5\pi\}$ ($m = 1$), $[0.431\pi, 0.568\pi]$ ($m = 1.1$), $[0.366\pi, 0.633\pi]$ ($m = 1.5$), $[0.266\pi, 0.716\pi]$ ($m = 10$). Therefore, we should include the truncation when $m \geq 1$. Taking this into observation, we conducted the maximization in (3.1). Numerical

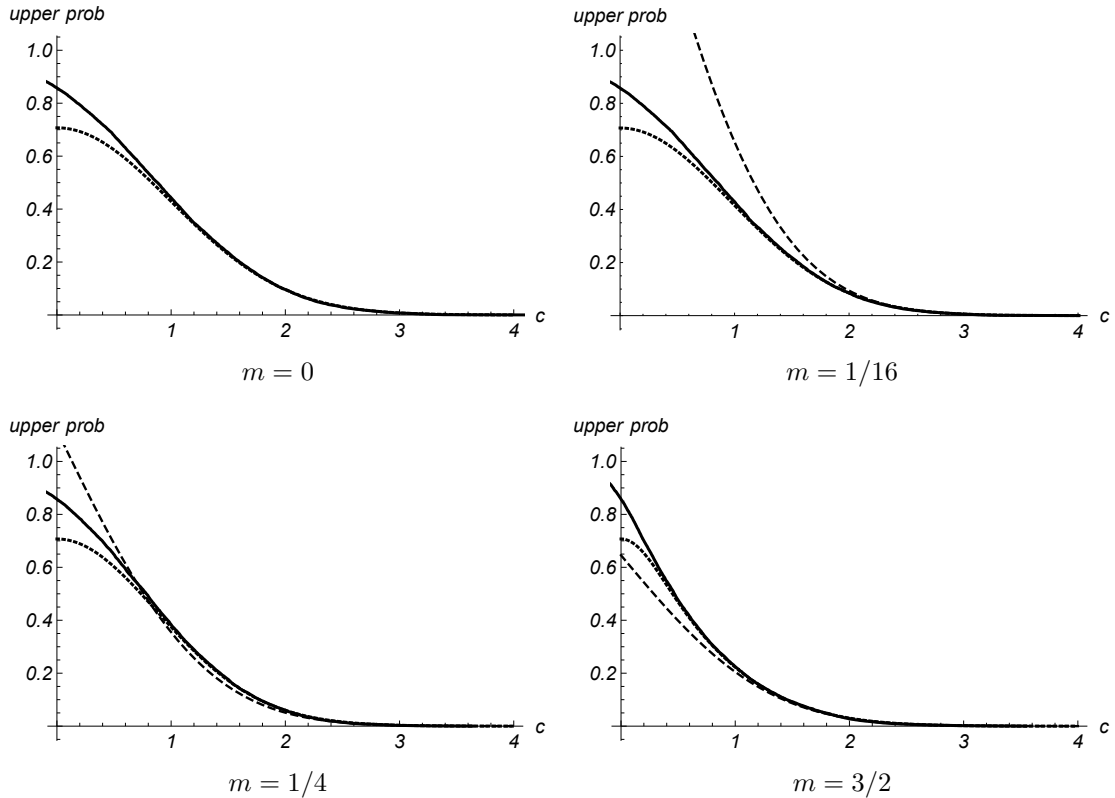


FIGURE 2. Upper-tail probability of $\max_t X(t)$.
—: Simulation, \cdots : Tube method, $--$: Laplace approximation.

calculation suggests that the supremum in (3.1) is attained when $t, s \rightarrow 0$. That is, it is conjectured that

$$(3.2) \quad b_{\text{cri}}^2 = \limsup_{t, s \rightarrow 0, t \neq s} \frac{\sigma(t)^2}{1 + h(t, s)} = \frac{1}{1 + (1 + m)^2}.$$

This is strictly less than $\max_{t \in M} \sigma(t)^2 = \sigma(0)^2 = 1$.

Figure 2 shows approximations to the tail probability of X_{\max} using Monte Carlo simulations (10,000 replications), the tube method, and the Laplace approximation. The tube method provides accurate approximations in all configurations, but looks more accurate when m is large. This observation is consistent with (3.2). The Laplace approximation works well when m is large.

3.2. Largest eigenvalue of a Wishart matrix: Laplace approximation. The distribution of a $p \times p$ Wishart matrix with ν degrees of freedom and matrix parameter Λ is denoted by $\mathcal{W}_p(\nu, \Lambda)$. The largest eigenvalue of the Wishart matrix $\mathcal{W}_p(\nu, \Lambda)$ can be formulated as the maximum of a Gaussian random field. Hence, its tail probability can be approximated by the tube method. When the matrix parameter Λ is the identity matrix, the tube formula and its approximation error are studied in [KT01, KT08a]. Here we derive the Laplace approximation formula for the tail probability when Λ is not proportional to the identity matrix.

Without loss of generality, we assume

$$\Lambda = \text{diag}(\lambda_1, \dots, \lambda_p), \quad \lambda_1 = \dots = \lambda_q > \lambda_{q+1} \geq \dots \geq \lambda_p > 0.$$

The largest eigenvalue ℓ_1 of the Wishart matrix $\mathcal{W}_p(\nu, \Lambda)$ is the square of the largest singular value s_1 of $\Lambda^{\frac{1}{2}}\Xi$, where $\Xi = (\xi_{ij})$ is a $p \times \nu$ random matrix consisting of i.i.d. standard Gaussian random variables. From the definition of the largest singular value, we obtain

$$(3.3) \quad s_1 = \max_{\|v\|=\|w\|=1} v^\top \Lambda^{\frac{1}{2}} \Xi w = \max_{u \in M} \sigma(u) \langle u, \text{vec}(\Xi) \rangle,$$

where

$$(3.4) \quad \begin{aligned} \sigma(u) &= \sqrt{v^\top \Lambda v}, \quad u = \varphi(v, w) = \frac{(\Lambda^{\frac{1}{2}} \otimes I_\nu)(v \otimes w)}{\sqrt{v^\top \Lambda v}}, \\ M &= \{\varphi(v, w) \in \mathbb{R}^{p\nu} \mid \|v\| = \|w\| = 1\}, \\ \text{vec}(\Xi) &= (\xi_{11}, \xi_{21}, \dots, \xi_{p,1}, \xi_{12}, \dots, \xi_{p,\nu})^\top. \end{aligned}$$

The maximizer of $\sigma(u)$ is

$$M_0 = \left\{ \varphi \left(\begin{pmatrix} v_1 \\ 0 \end{pmatrix}, w \right) \in \mathbb{R}^{p\nu} \mid v_1 \in \mathbb{R}^q, w \in \mathbb{R}^\nu, \|v_1\| = \|w\| = 1 \right\}.$$

The dimensions of M and M_0 are

$$(3.5) \quad d = \dim M = p + \nu - 2, \quad d_0 = \dim M_0 = q + \nu - 2.$$

Fix a point $u_0 = \varphi(v_0, w_0) \in M_0$, $v_0 = (1, 0, \dots, 0)^\top$, $w_0 = (1, 0, \dots, 0)^\top$, and take local coordinates of M by

$$v = \left(\sqrt{1 - \sum_{i=1}^{p-1} (t^i)^2}, t^1, \dots, t^{p-1} \right)^\top, \quad w = \left(\sqrt{1 - \sum_{i=p}^{p+\nu-2} (t^i)^2}, t^p, \dots, t^{p+\nu-2} \right)^\top.$$

Then, $u_0 = \varphi(v, w)|_{t=0}$.

A simple calculation yields the metric tensor G and the Hesse matrix C of $\ell = \log \sigma$ evaluated at u_0 as

$$(3.6) \quad G = \begin{pmatrix} I_{q-1} & 0 & 0 \\ 0 & \frac{1}{\lambda_1} \Lambda_2 & 0 \\ 0 & 0 & I_{\nu-1} \end{pmatrix}, \quad C = \begin{pmatrix} 0 & 0 & 0 \\ 0 & I_{p-q} - \frac{1}{\lambda_1} \Lambda_2 & 0 \\ 0 & 0 & 0 \end{pmatrix}, \quad \Lambda_2 = \text{diag}(\lambda_{q+1}, \dots, \lambda_p).$$

We substitute (3.5) and (3.6) into (2.17). Because the integrand of $\int_{M_0} du_0$ is constant owing to symmetry, the integration is replaced by multiplication with the constant

$$\text{Vol}_{d_0}(M_0) = \frac{1}{2} \text{Vol}_{d_0}(\mathbb{S}^{q-1} \times \mathbb{S}^{\nu-1}) = \frac{\Omega_q \Omega_\nu}{\Omega_1}.$$

Hence,

$$\mathbb{P}(s_1 > c) \sim \frac{1}{\Omega_{q+\nu-1}} \frac{\Omega_q \Omega_\nu}{\Omega_1} \frac{\det(I_{p-q})^{\frac{1}{2}}}{\det(I_{p-q} - \frac{1}{\lambda_1} \Lambda_2)^{\frac{1}{2}}} \bar{G}_{(q+\nu-2)+1}(c^2/\lambda_1).$$

Theorem 3.1. *The tail probability of the largest eigenvalue ℓ_1 of the Wishart matrix $\mathcal{W}_p(\nu, \Lambda)$, where Λ has the eigenvalues $\lambda_1 = \dots = \lambda_q > \lambda_{q+1} \geq \dots \geq \lambda_p > 0$, is*

$$\mathbb{P}(\ell_1 > c) \sim \frac{1}{\prod_{i=q+1}^p (1 - \lambda_i/\lambda_1)^{1/2}} \frac{\Omega_q \Omega_\nu}{\Omega_{q+\nu-1} \Omega_1} \bar{G}_{q+\nu-1}(c/\lambda_1), \quad c \rightarrow \infty.$$

Remark 3.2. *When $\nu = 1$, Theorem 3.1 reduces to the formula for the weighted sum of the chi-square random variables:*

$$\mathbb{P}\left(\sum_{i=1}^p \lambda_i \xi_i^2 > c\right) \sim \frac{1}{\prod_{i=q+1}^p (1 - \lambda_i/\lambda_1)^{1/2}} \bar{G}_q(c/\lambda_1), \quad c \rightarrow \infty,$$

where $\xi_i^2 \sim \chi_1^2$ i.i.d. ([Ber75, Theorem 2]). For exact calculation, see [KT16] and references therein.

3.3. Largest eigenvalue of a 2×2 Wishart matrix. When the size of Wishart matrix is small, we can derive the tube method approximation without using Laplace's method. We consider the Wishart distribution $\mathcal{W}_2(\nu, \Lambda)$, $\Lambda = \text{diag}(\lambda_1, \lambda_2)$ ($\lambda_1 \geq \lambda_2$). Define $\sigma(u)$, $\varphi(v, w)$ and M as in (3.4) with $p = 2$, and consider the distribution s_1 in (3.3).

Fix a point $u_0 = \varphi(v_0, w_0) \in M$, $v_0 = (\cos \theta, \sin \theta)^\top$, $w_0 = (1, 0, \dots, 0)^\top$, and take local coordinates of M about u by

$$v = (\cos t_1, \sin t_1)^\top, \quad w = \left(\sqrt{1 - \sum_{i=2}^\nu t_i^2}, t_2, \dots, t_\nu \right)^\top.$$

Then, $u_0 = \varphi(v, w)|_{t_1=\theta, t_2=\dots=t_\nu=0}$.

A simple calculation yields

$$(3.7) \quad \sigma^2 = \lambda_1 \cos^2 \theta + \lambda_2 \sin^2 \theta, \quad q = \frac{1 + \|\nabla \ell\|^2}{\sigma^2} = \lambda_1^{-1} \cos^2 \theta + \lambda_2^{-1} \sin^2 \theta,$$

and

$$G = (g_{ij}) = \text{diag}(g_{11}, \underbrace{1, \dots, 1}_{\nu-1}), \quad g_{11} = \frac{\lambda_1 \lambda_2}{\sigma^4}, \quad \tilde{G} = (\tilde{g}_{ij}) = G + C = I_\nu.$$

The volume element of M is

$$(3.8) \quad \sqrt{g_{11}} d\theta dw = \frac{\sqrt{\lambda_1 \lambda_2}}{\sigma^2} d\theta dw,$$

where dw is the volume element of $\mathbb{S}^{\nu-1}$, and

$$(3.9) \quad \det(I_\nu + CG^{-1}) = \det(G + C) \det(G)^{-1} = g_{11}^{-1} = \frac{\sigma^4}{\lambda_1 \lambda_2}.$$

According to (2.1), the curvature tensor is

$$R_{ij;kl} = \begin{cases} \delta_{ik} \delta_{jl} - \delta_{il} \delta_{jk} & (\text{if } i, j, k, l \geq 2), \\ 0 & (\text{otherwise}), \end{cases}$$

where δ_{ij} is the Kronecker delta. Suppose that $i < j$ and $k < l$. If $i, k \geq 2$, then both $R_{ij;kl}$ and $g_{ik}g_{jl} - g_{il}g_{jk}$ are equal to $\delta_{ik} \delta_{jl} - \delta_{il} \delta_{jk}$, and hence $R_{ij;kl} - (g_{ik}g_{jl} - g_{il}g_{jk})$ vanishes. If $i = 1 < k$ or $k = 1 < i$, then $R_{ij;kl} = 0$ and $g_{ik}g_{jl} - g_{il}g_{jk} = 0$. Remaining case is

$$R_{ij;kl} - (g_{ik}g_{jl} - g_{il}g_{jk}) = -g_{11} \quad \text{when } i = k = 1 < j = l.$$

Therefore, the function ζ_e in Theorem 2.1 is

$$(3.10) \quad \zeta_e = \begin{cases} 1 & (e = 0), \\ -(\nu - 1)g_{11} & (e = 2), \\ 0 & (\text{otherwise}). \end{cases}$$

Substituting (3.7), (3.8), (3.9), and (3.10) into (2.15), we have the approximation formula for the largest eigenvalue ℓ_1 as

$$\begin{aligned}
(3.11) \quad \mathbb{P}_{\text{tube}}(\ell_1 > c) &= \mathbb{P}_{\text{tube}}(s_1 > \sqrt{c}) \\
&= \frac{1}{2} \int_0^{2\pi} \int_{\mathbb{S}^{\nu-1}} \frac{\sqrt{\lambda_1 \lambda_2}}{\sigma^2} d\theta dw \frac{1}{\Omega_{\nu+1}} \frac{\sigma^4}{\lambda_1 \lambda_2} (\sigma^2 q)^{-\frac{1}{2}(\nu+1)} \bar{G}_{\nu+1}(qc) \\
&\quad + \frac{1}{2} \int_0^{2\pi} \int_{\mathbb{S}^{\nu-1}} \frac{\sqrt{\lambda_1 \lambda_2}}{\sigma^2} d\theta dw \frac{1}{2\pi \Omega_{\nu-1}} \frac{\sigma^4}{\lambda_1 \lambda_2} (\sigma^2 q)^{-\frac{1}{2}(\nu-1)} \bar{G}_{\nu-1}(qc) \\
&\quad \times \left(-(\nu-1) \frac{\lambda_1 \lambda_2}{\sigma^4} \right) \\
&= \frac{\Omega_\nu}{2\Omega_{\nu+1}} \int_0^{2\pi} (\sigma^2 q)^{-\frac{1}{2}(\nu+1)} \left[\frac{\sigma^2}{\sqrt{\lambda_1 \lambda_2}} \bar{G}_{\nu+1}(qc) - \sqrt{\lambda_1 \lambda_2} q \bar{G}_{\nu-1}(qc) \right] d\theta.
\end{aligned}$$

Next, we obtain the threshold b_{cri} . We prepare a lemma for this purpose.

Lemma 3.3. *For $a > 0$,*

$$\inf_{|y| < 1} \frac{(a - by)_+^2}{1 - y^2} = (a^2 - b^2)_+.$$

Proof. When $|b| \leq a$, $a - by \geq 0$ for all $|y| < 1$, and the left-hand side is

$$\inf_{|y| < 1} \frac{(a - by)^2}{1 - y^2} = \frac{(a - by)^2}{1 - y^2} \Big|_{y=b/a} = a^2 - b^2.$$

When $|b| > a$, $a - by = 0$ at $-1 < y = a/b < 1$, and the left-hand side is 0. \square

As in (3.4), let $u = \varphi(v, w)$ and $\tilde{u} = \varphi(\tilde{v}, \tilde{w})$, where

$$\varphi(v, w) = \frac{(\Lambda^{\frac{1}{2}} \otimes I_\nu)(v \otimes w)}{\sigma(u)}, \quad \sigma(u) = \sqrt{v^\top \Lambda v}.$$

We will evaluate

$$1/b_{\text{cri}}^2 = \inf_{u \neq \tilde{u}} \frac{1}{\sigma(u)^2} \left\{ 1 + \|\nabla \ell(u)\|^2 + \left(\frac{\{\sigma(u)/\sigma(\tilde{u}) - \langle \tilde{u}, u - \nabla \ell(u) \rangle\}_+}{\|P_u^\perp \tilde{u}\|} \right)^2 \right\}.$$

Let $v = (\cos t, \sin t)^\top$, $\tilde{v} = (\cos s, \sin s)^\top$. Then, simple calculations yield

$$\sigma(u) = \sqrt{\lambda_1 \cos^2 t + \lambda_2 \sin^2 t}, \quad \sigma(\tilde{u}) = \sqrt{\lambda_1 \cos^2 s + \lambda_2 \sin^2 s},$$

$$\langle \tilde{u}, u \rangle = \frac{\lambda_1 \cos t \cos s + \lambda_2 \sin t \sin s}{\sigma(u)\sigma(\tilde{u})} (\tilde{w}^\top w),$$

$$\langle \tilde{u}, \nabla \ell(u) \rangle = \frac{(\lambda_1 - \lambda_2) \sin(2t) \sin(t - s)}{2\sigma(u)\sigma(\tilde{u})} (\tilde{w}^\top w),$$

$$\|P_u^\perp \tilde{u}\| = \frac{\sqrt{\lambda_1 \lambda_2} |\sin(t - s)|}{\sigma(u)\sigma(\tilde{u})} \sqrt{1 - (\tilde{w}^\top w)^2}, \quad \|\nabla \ell(u)\|^2 = \frac{(\lambda_1 - \lambda_2)^2 \sin^2(2t)}{4\lambda_1 \lambda_2},$$

and hence,

$$\begin{aligned}
&\frac{\{\sigma(u)/\sigma(\tilde{u}) - \langle \tilde{u}, \psi(u) \rangle\}_+^2}{\|P_u^\perp \tilde{u}\|^2} \\
&= \frac{\{\sigma(u)^2 - [(\lambda_1 \cos t \cos s + \lambda_2 \sin t \sin s) - \frac{1}{2}(\lambda_1 - \lambda_2) \sin(2t) \sin(t - s)](\tilde{w}^\top w)\}_+^2}{\lambda_1 \lambda_2 \sin^2(t - s)(1 - (\tilde{w}^\top w)^2)}.
\end{aligned}$$

By means of Lemma 3.3,

$$\begin{aligned} & \inf_{w \neq \tilde{w}} \frac{\{\sigma(u)/\sigma(\tilde{u}) - \langle \tilde{u}, \psi(u) \rangle\}_+^2}{\|P_u^\perp \tilde{u}\|^2} \\ &= \frac{\{\sigma(u)^4 - [(\lambda_1 \cos t \cos s + \lambda_2 \sin t \sin s) - \frac{1}{2}(\lambda_1 - \lambda_2) \sin(2t) \sin(t-s)]^2\}_+}{\lambda_1 \lambda_2 \sin^2(t-s)} \\ &= \frac{\{\sigma(u)^4 \sin^2(t-s)\}_+}{\lambda_1 \lambda_2 \sin^2(t-s)} = \frac{\sigma(u)^4}{\lambda_1 \lambda_2}, \end{aligned}$$

which is independent of \tilde{v} . Therefore, we have the threshold b_{cri} as follows.

$$1/b_{\text{cri}}^2 = \inf_u \frac{1}{\sigma(u)^2} \left\{ 1 + \frac{(\lambda_1 - \lambda_2)^2 \sin^2(2t)}{4\lambda_1 \lambda_2} + \frac{\sigma(u)^4}{\lambda_1 \lambda_2} \right\} = \inf_u \left(\frac{1}{\lambda_1} + \frac{1}{\lambda_2} \right) = \frac{1}{\lambda_1} + \frac{1}{\lambda_2}.$$

The results of this subsection are summarized as follows.

Theorem 3.4. *The upper probability of the largest eigenvalue ℓ_1 of the 2×2 Wishart matrix $\mathcal{W}_2(\nu, \Lambda)$, $\Lambda = \text{diag}(\lambda_1, \lambda_2)$, is*

$$\mathbb{P}(\ell_1 > c) = \mathbb{P}_{\text{tube}}(\ell_1 > c) + O(\bar{G}_{2\nu}(c/b_{\text{cri}}^2)), \quad c \rightarrow \infty,$$

where $\mathbb{P}_{\text{tube}}(\ell_1 > c)$ is given in (3.11), and

$$b_{\text{cri}} = \sqrt{\frac{\lambda_1 \lambda_2}{\lambda_1 + \lambda_2}}.$$

Figure 3 shows the tail probability of the largest eigenvalue of the 2×2 Wishart matrix $\mathcal{W}_2(4, \Lambda)$ for various Λ 's. The simulation is based on 10,000 replications. The tube formula shows a good performance for estimating the tail probability of the regions used in testing hypotheses. The Laplace approximation also works well when largest eigenvalue is dominating. This is consistent with the fact that when $\lambda_1 = 1$, $b_{\text{cri}} = \sqrt{1 + 1/\lambda_2}$ is a decreasing function in λ_2 .

4. PROOFS

In this section we prove theorems and propositions of Section 2. We represent elements of \mathbb{R}^n as column vectors. The inner product of $u, w \in \mathbb{R}^n$ is denoted by $\langle u, w \rangle$ or $u^\top w$ interchangeably.

4.1. Notation. Recall that the point of M is written as $u = \varphi(t)$, $t = (t^i)_{1 \leq i \leq d}$. Write $\partial/\partial t^i = \partial_i$, and $\varphi_i = \partial_i \varphi$, $\varphi_{ij} = \partial_i \partial_j \varphi$, $\sigma_i = \partial_i \sigma$, etc. The metric tensor and the connection coefficient are $g_{ij} = \langle \varphi_i, \varphi_j \rangle$ and

$$\Gamma_{ij,k} = \langle \varphi_{ij}, \varphi_k \rangle = \frac{1}{2}(\partial_i g_{jk} + \partial_j g_{ik} - \partial_k g_{ij}),$$

respectively. Note that $\partial_k g_{ij} = \Gamma_{ik,j} + \Gamma_{jk,i}$.

The tangent space of $\mathbb{S}^{n-1} = S(\mathbb{R}^n)$ and M at $u = \varphi$ are written as

$$T_u(\mathbb{S}^{n-1}) = \{w \in \mathbb{R}^n \mid u^\top w = 0\}, \quad T_u(M) = \text{span}\{\varphi_i \mid 1 \leq i \leq d\},$$

respectively.

An orthonormal basis of the normal space N_u in (2.2) is denoted by $n_a = n_a(u)$, $1 \leq a \leq n - d - 1$. That is,

$$N_u = T_u(M)^\perp \cap T_u(\mathbb{S}^{n-1}) = \text{span}\{n_a \mid 1 \leq a \leq n - d - 1\}.$$

Note that

$$(4.1) \quad \mathbb{R}^n = T_u(\mathbb{R}^n) = \text{span}\{u\} \oplus T_u(M) \oplus N_u.$$

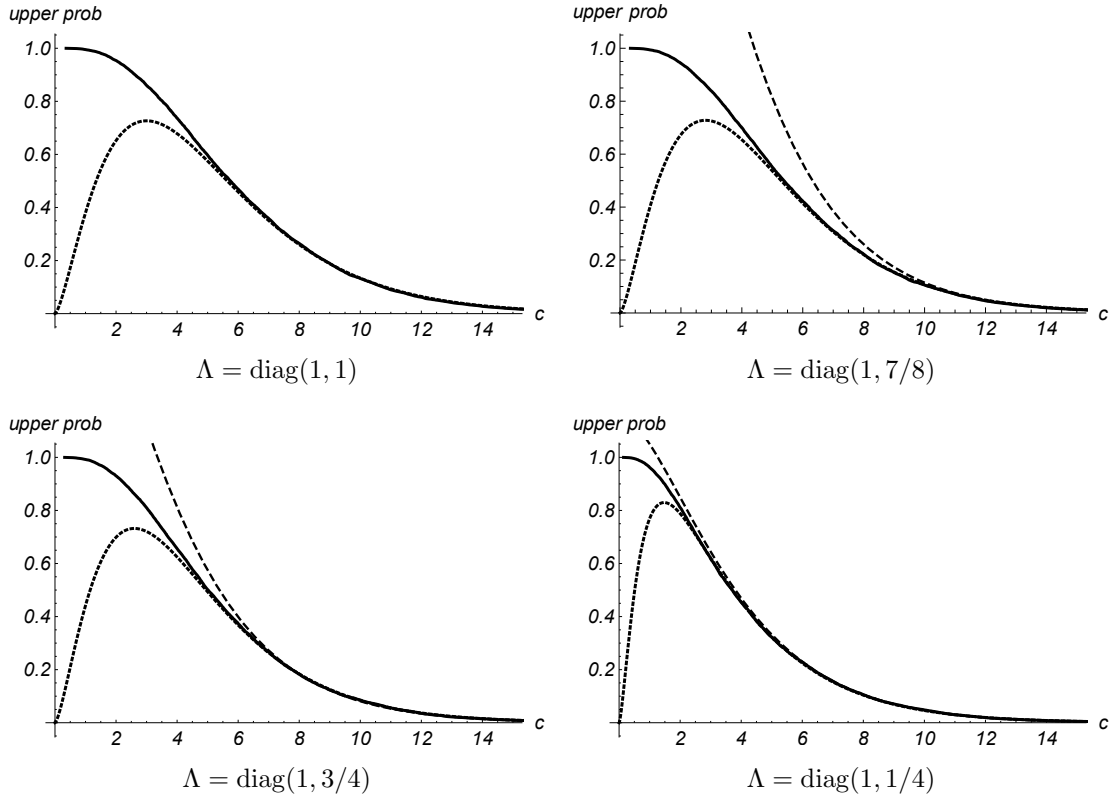


FIGURE 3. Upper-tail probability of the largest eigenvalue of $\mathcal{W}_2(4, \Lambda)$.

—: Simulation, \cdots : Tube method, $--$: Laplace approximation.

Throughout this section, we use Einstein's convention that $a_i b^i$ means $\sum_i a_i b^i$ unless it causes confusion.

4.2. JACOBIAN. Let $z \in \mathbb{R}^n$ be fixed. The maximal point $u \in M$ of the function $u \mapsto \sigma(u)\langle u, z \rangle$ satisfies the “normal equation”:

$$(4.2) \quad 0 = \partial_i(\sigma\langle \varphi, z \rangle) = \langle \sigma_i \varphi + \sigma \varphi_i, z \rangle, \quad 1 \leq i \leq d.$$

Because of (4.1), any $z \in \mathbb{R}^n$ is represented by $z = r\varphi + r^i \varphi_i + s^a n_a$. Then, (4.2) becomes $0 = \sigma_i r + \sigma r^j g_{ij}$, and hence $r^j = -\sigma^{-1} \sigma_i r g^{ij} = -l_i r g^{ij}$, where $l_i = \partial_i \log \sigma$ and g^{ij} is the (i, j) th element of $(g_{ij})^{-1}$. Therefore, at point u such that $\max_u X(u) = X(u)$,

$$(4.3) \quad z = r\varphi - l_i r g^{ij} \varphi_j + s^a n_a = r\psi + s^a n_a,$$

where

$$\psi = \varphi - l_i g^{ij} \varphi_j = u - \nabla l, \quad \nabla l = l_i g^{ij} \varphi_j.$$

∇l is the gradient of l in the tangent space $T_u(M)$. This defines a local one-to-one transformation between $z \leftrightarrow (r, t^i, s^a)$. We derive the Jacobian of this transformation as follows.

Taking the derivatives of (4.3), we obtain

$$dz = dr\psi + r d\psi + ds^a n_a + s^a dn_a,$$

where

$$\begin{aligned} d\psi &= d\varphi - d[\ell_j g^{ji} \varphi_i] = \varphi_k dt^k - \partial_k [\ell_j g^{ji} \varphi_i] dt^k \\ &= [\varphi_k - \ell_{kj} g^{ji} \varphi_i - \ell_j (\partial_k g^{ji}) \varphi_i - \ell_j g^{ji} \varphi_{ki}] dt^k, \\ dn_a &= (\partial_k n_a) dt^k. \end{aligned}$$

We will evaluate $\varphi^\top dz$, $\varphi_l^\top dz$, $n_b^\top dz$, in turn.

(i) To obtain $\varphi^\top dz$, we have

$$\begin{aligned} \varphi^\top \psi &= 1, \\ \varphi^\top d\psi &= -\ell_j g^{ji} \varphi^\top \varphi_{ki} dt^k = \ell_j g^{ji} g_{ki} dt^k = \ell_k dt^k, \\ \varphi^\top dn_a &= (\varphi^\top \partial_k n_a) dt^k = -(\varphi_k^\top n_a) dt^k = 0. \end{aligned}$$

Summarizing the above,

$$(4.4) \quad \varphi^\top dz = dr + r \ell_k dt^k.$$

(ii) To obtain $\varphi_l^\top dz$, we have

$$\begin{aligned} \varphi_l^\top \psi &= -\ell_j g_{li} g^{ji} = -\ell_l, \\ \varphi_l^\top d\psi &= [g_{lk} - \ell_{kj} g^{ji} g_{il} - \ell_j (\partial_k g^{ji}) g_{li} - \ell_j g^{ji} \varphi_l^\top \varphi_{ik}] dt^k \\ &= [g_{lk} - \ell_{kl} + \ell_j g^{ji} (\partial_k g_{li}) - \ell_j g^{ji} \varphi_l^\top \varphi_{ik}] dt^k \\ &= [g_{lk} - \ell_{kl} + \ell_j g^{ji} (\Gamma_{lk,i} + \Gamma_{ik,l}) - \ell_j g^{ji} \Gamma_{ik,l}] dt^k \\ &= [g_{lk} - (\ell_{kl} - \ell_j g^{ji} \Gamma_{lk,i})] dt^k = [g_{lk} - \nabla_k \nabla_l \ell] dt^k, \end{aligned}$$

where

$$\nabla_l \ell = \partial_l \ell, \quad \nabla_k \nabla_l \ell = \partial_k \partial_l \ell - \Gamma_{kl,i} g^{ij} \ell_j$$

are the covariant differentials. Moreover,

$$\varphi_l^\top dn_a = \varphi_l^\top \partial_k n_a dt^k = -\varphi_{lk}^\top n_a dt^k = h_{kl,a} dt^k,$$

where we let $h_{kl,a} = -\varphi_{lk}^\top n_a$. Summarizing the above,

$$(4.5) \quad \varphi_l^\top dz = -\ell_l dr + r [g_{lk} - \nabla_l \nabla_k \ell] dt^k + s^a h_{kl,a} dt^k.$$

(iii) To obtain $n_b^\top dz$, we have $n_b^\top \psi = 0$, and $n_b^\top d\psi$ and $n_b^\top dn_a$ consist of terms containing dt^k . Therefore,

$$(4.6) \quad n_b^\top dz = (\text{terms containing } dt^k) + \delta_{ab} ds^a,$$

where δ_{ab} is the Kronecker delta.

Combining (4.4), (4.5), and (4.6), we obtain

$$(4.7) \quad \begin{pmatrix} \varphi^\top \\ \varphi_l^\top \\ n_b^\top \end{pmatrix} dz = \begin{pmatrix} 1 & r \nabla_k \ell & 0 \\ -\nabla_l \ell & r [g_{lk} - \nabla_k \nabla_l \ell] + s^a h_{kl,a} & 0 \\ 0 & * & \delta_{ab} \end{pmatrix} \begin{pmatrix} dr \\ dt^k \\ ds^a \end{pmatrix},$$

where entries marked by * do not affect the following calculations. The determinant of the matrix on the right-hand side of (4.7) is

$$\det(r [g_{lk} - \nabla_k \nabla_l \ell + \nabla_k \ell \nabla_l \ell] + s^a h_{kl,a}) = \det(r(G + C) + H(s)),$$

where $c_{kl} = -\nabla_k \nabla_l \ell + \nabla_k \ell \nabla_l \ell$, $C = (c_{kl})$, $G = (g_{kl})$, and $H(s) = (s^a h_{kl,a})$ as before. $H(s)$ is the second fundamental form in the normal direction $s^a n_a \in N_u$ in (2.2). When needed, we write $C = C_u$, $G = G_u$, and $H(s) = H_u(s)$ to indicate the point u where these quantities are defined.

On the other hand,

$$\det(\varphi, \varphi_l, n_b) = \det(G)^{\frac{1}{2}}.$$

Taking the wedge product of all rows in (4.7),

$$\det(G)^{\frac{1}{2}} \bigwedge_{i=1}^n dz_i = r^d dr \det(G + C + r^{-1}H(s)) \bigwedge_{i=1}^d dt^i \bigwedge_{a=1}^{n-d-1} ds^a.$$

Moreover, let

$$s = \sqrt{\sum_{a=1}^{n-d-1} (s^a)^2}, \quad v = \left(\sum_{a=1}^{n-d-1} s^a n_a \right) / s \in S(N_u),$$

where $S(N_u)$ is the unit sphere of the linear space N_u . We conclude that the local one-to-one correspondence

$$z = r\psi + sv, \quad \psi = u - \nabla\ell$$

has the Jacobian

$$dz = \left| \det(I_d + CG^{-1}) \det(I_d + (s/r)H(v)(G + C)^{-1}) \right| r^d dr du s^{n-d-2} ds dv,$$

where dz is the n -dimensional Lebesgue measure at z , $du = \det(G)^{\frac{1}{2}} \prod_{i=1}^d dt^i$ is the volume element of M at u , and dv is the volume element of $S(N_u)$. Note that

$$(4.8) \quad \|z\|^2 = r^2(1 + \|\nabla\ell\|^2) + s^2, \quad \sigma(u)\langle u, z/\|z\| \rangle = \frac{\sigma(u)}{\sqrt{1 + \|\nabla\ell\|^2 + (s/r)^2}}.$$

4.3. b_{cri} and critical radius θ_{cri} . In this subsection, we prove Theorem 2.3 and Propositions 2.5 and 2.6.

In the previous subsection, we proved that

$$\begin{aligned} & u \in M \text{ annihilates the gradient of map } u \mapsto \sigma(u)\langle u, z \rangle \\ \iff & z \in \{r\psi(u) + sv \mid (r, s, v) \in Q_u\}, \end{aligned}$$

where

$$Q_u = \{(r, s, v) \mid r > 0, s \geq 0, v \in S(N_u)\}.$$

Here, we will find additional conditions on z (the set V_u) such that

$$\begin{aligned} & u \in M \text{ is the unique maximal point of the map } u \mapsto \sigma(u)\langle u, z \rangle \\ \iff & z \in \{r\psi(u) + sv \mid (r, s, v) \in Q_u\} \cap V_u. \end{aligned}$$

Once the set V_u is identified, and the event that multiple u 's have the same maximal values has a probability of zero, then the upper probability of Y_{\max} is written as

$$(4.9) \quad \mathbb{P}(Y_{\max} > b) = \int \mathbf{1}_{\{\sigma(u)\langle u, z/\|z\| \rangle > b, z \in V_u\}} |p(u, r, s, v)| du dr ds dv,$$

where

$$(4.10) \quad p(u, r, s, v) = \frac{1}{(2\pi)^{n/2}} e^{-\frac{1}{2}\{r^2(1+\|\nabla\ell(u)\|^2)+s^2\}} \det(I_d + C_u G_u^{-1}) \\ \times r^d s^{n-d-2} \det(I_d + (s/r)H_u(v)(G_u + C_u)^{-1}).$$

Proof of Theorem 2.3. From the definition, we write

$$V_u = \{z \in \mathbb{R}^n \mid \sigma(w)\langle w, z \rangle < \sigma(u)\langle u, z \rangle, z = r\psi(u) + sv, \forall w \in M \setminus \{u\}\}.$$

Then, $V_u \cap V_{u'} = \emptyset$, $u \neq u'$, and the complement $\mathbb{R}^n \setminus \bigcup_{u \in M} V_u$ has the Lebesgue measure zero by Sard's theorem.

The restriction $z \in V_u$ is to prevent the overlap of the integration (4.9). If b is sufficiently large, we do not need to impose this restriction. For fixed u , we find a threshold of b , say $b'_{\text{cri}}(u)$, as the infimum of b such that

$$\begin{aligned} & \{(r, s, v) \in Q_u \mid \sigma(u)\langle u, z/\|z\| \rangle > b, z = r\psi(u) + sv \in V_u\} \\ & = \{(r, s, v) \in Q_u \mid \sigma(u)\langle u, z/\|z\| \rangle > b, z = r\psi(u) + sv\} \quad \text{a.s.}, \end{aligned}$$

or equivalently

$$(4.11) \quad A_u(b) \subset B_u \quad \text{a.s.},$$

where

$$\begin{aligned} A_u(b) &= \{(r, s, v) \in Q_u \mid \sigma(u)\langle u, z/\|z\| \rangle > b, z = r\psi(u) + sv\}, \\ B_u &= \{(r, s, v) \in Q_u \mid z = r\psi(u) + sv \in V_u\}. \end{aligned}$$

The threshold b_{cri} in Theorem 2.3 is obtained by $b_{\text{cri}} = \sup_{u \in M} b'_{\text{cri}}(u)$.

Because of (4.8), the set $A_u(b)$ is

$$(4.12) \quad \begin{aligned} A_u(b) &= \left\{ (r, s, v) \in Q_u \mid \frac{\sigma(u)}{\sqrt{1 + \|\nabla\ell(u)\|^2 + (s/r)^2}} > b \right\} \\ &= \left\{ (r, s, v) \in Q_u \mid (s/r)^2 < \sigma(u)^2/b^2 - (1 + \|\nabla\ell(u)\|^2) \right\}. \end{aligned}$$

Next, we characterize the set B_u . Note first that

$$(4.13) \quad \begin{aligned} & r\psi(u) + sv \in V_u \\ \iff & \sigma(w)\langle w, r\psi(u) + sv \rangle < \sigma(u)\langle u, r\psi(u) + sv \rangle, \quad \forall w \in M \setminus \{u\} \\ \iff & \frac{s}{r}\langle w, v \rangle < \sigma(u)/\sigma(w) - \langle w, \psi(u) \rangle, \quad \forall w \in M \setminus \{u\}. \end{aligned}$$

$M \setminus \{u\}$ is partitioned as $M_u^+ \sqcup M_u^-$, where

$$\begin{aligned} M_u^+ &= \{w \in M \mid \sigma(u)/\sigma(w) - \langle w, \psi(u) \rangle > 0\}, \\ M_u^- &= \{w \in M \mid \sigma(u)/\sigma(w) - \langle w, \psi(u) \rangle \leq 0\} \setminus \{u\}. \end{aligned}$$

We consider two cases $M_u^- = \emptyset$ and $M_u^- \neq \emptyset$, separately.

(i) When $M_u^- = \emptyset$,

$$(4.14) \quad \begin{aligned} B_u &= \left\{ (r, s, v) \in Q_u \mid \text{“if } \langle w, v \rangle > 0, \text{ then } \frac{s}{r} < \frac{\sigma(u)/\sigma(w) - \langle w, \psi(u) \rangle}{\langle w, v \rangle}, \quad \forall w \in M \setminus \{u\} \right\} \\ &= \left\{ (r, s, v) \in Q_u \mid \frac{s}{r} < \inf_{w \in M \setminus \{u\}: \langle w, v \rangle > 0} \frac{\sigma(u)/\sigma(w) - \langle w, \psi(u) \rangle}{\langle w, v \rangle} \right\}. \end{aligned}$$

Therefore, $A_u(b) \subset B_u$ iff

$$\begin{aligned} \sqrt{\frac{\sigma(u)^2}{b^2} - (1 + \|\nabla\ell(u)\|^2)} &< \inf_{v \in S(N_u)} \inf_{w \in M \setminus \{u\}: \langle w, v \rangle > 0} \frac{\sigma(u)/\sigma(w) - \langle w, \psi(u) \rangle}{\langle w, v \rangle} \\ &= \inf_{w \in M \setminus \{u\}} \inf_{v \in S(N_u): \langle w, v \rangle > 0} \frac{\sigma(u)/\sigma(w) - \langle w, \psi(u) \rangle}{\langle w, v \rangle} \\ &= \inf_{w \in M \setminus \{u\}} \frac{\sigma(u)/\sigma(w) - \langle w, \psi(u) \rangle}{\|P_u^\perp w\|}, \end{aligned}$$

where P_u^\perp is defined in the statement of Theorem 2.3. Here we used

$$\sup_{v \in S(N_u): \langle w, v \rangle > 0} \langle w, v \rangle = \|P_u^\perp w\|.$$

(ii) When $M_u^- \neq \emptyset$,

(4.15)

$$\begin{aligned} B_u &= \left\{ (r, s, v) \in Q_u \mid \langle w, v \rangle < 0 \text{ and } \frac{s}{r} > \frac{-\sigma(u)/\sigma(w) + \langle w, \psi(u) \rangle}{-\langle w, v \rangle}, \forall w \in M \setminus \{u\} \right\} \\ &= \left\{ (r, s, v) \in Q_u \mid \sup_{w \in M \setminus \{u\}} \langle w, v \rangle < 0, \frac{s}{r} > \sup_{w \in M \setminus \{u\}} \frac{-\sigma(u)/\sigma(w) + \langle w, \psi(u) \rangle}{-\langle w, v \rangle} \right\}. \end{aligned}$$

If $A_u(b)$ is not empty, then there exist $(r, s, v), (r, s, -v) \in A_u(b)$, but this contradicts the definition of B_u . Therefore, $A_u(b) \subset B_u$ holds iff $A_u(b) = \emptyset$. That is,

$$\frac{\sigma(u)^2}{b^2} - (1 + \|\nabla \ell(u)\|^2) \leq 0.$$

Combining (i) and (ii), $b'_{\text{cri}}(u)$ is given by

$$\sqrt{\frac{\sigma(u)^2}{b'_{\text{cri}}(u)^2} - (1 + \|\nabla \ell(u)\|^2)} = \inf_{w \in M \setminus \{u\}} \frac{\{\sigma(u)/\sigma(w) - \langle w, \psi(u) \rangle\}_+}{\|P_u^\perp w\|},$$

or equivalently,

$$b'_{\text{cri}}(u)^2 = \frac{\sigma(u)^2}{1 + \inf_{w \in M \setminus \{u\}} h(u, w)},$$

where $h(u, w)$ is defined in (2.13). The threshold $b_{\text{cri}} = \sup_{u \in M} b'_{\text{cri}}(u)$ is derived as (2.12). \square

Proof of Proposition 2.6. (i) is just a restatement.

(ii). Let $\underline{h}(u) = \inf_{w: w \neq u} h(u, w)$. Suppose that $u \notin M_{\text{supp}}$. Then, $h(u, w) = \|\nabla \ell(u)\|^2$ for some $\exists w (\neq u)$, $\underline{h}(u) = \|\nabla \ell(u)\|^2$,

$$\frac{1 + \|\nabla \ell(u)\|^2}{\sigma(u)^2} b_{\text{cri}}^2 = \frac{1 + \underline{h}(u)}{\sigma(u)^2} b_{\text{cri}}^2 = \frac{1 + \underline{h}(u)}{\sigma(u)^2} \sup_{u'} \frac{\sigma(u')^2}{1 + \underline{h}(u')} \geq 1,$$

which means that $u \notin M_{\text{cri}}$. Therefore, $M_{\text{supp}} \supset M_{\text{cri}}$.

(iii). We follow the proof of Theorem 2.3. Recall that $u \notin M_{\text{supp}} \iff M_u^- \neq \emptyset$. When $M_u^- \neq \emptyset$,

$$\{(r, s, v) \in Q_u \mid \sigma(u) \langle u, z/\|z\| \rangle > b, z = r\psi(u) + sv \in V_u\} = A_u(b) \cap B_u = \emptyset$$

for $b \geq b'_{\text{cri}}(u)$, meaning that there is no point $z/\|z\|$ such that the maximum of $\sigma(u) \langle z/\|z\|, u \rangle$ is attained at u . In other words, the radius of tube $(M)_{b/\sigma(\cdot)}$ vanishes at u for any $b \geq b'_{\text{cri}}(u)$. \square

Lemma 4.1. *For $z \in V_u$, the matrix $G_u + C_u + (s/r)H_u(v)$ is non-negative definite.*

Proof. From (4.13),

$$(4.16) \quad \liminf_{w \rightarrow u} \frac{\sigma(u)/\sigma(w) - \langle w, \psi(u) \rangle - (s/r)\langle w, v \rangle}{\|w - u\|^2} \geq 0.$$

To evaluate the left-hand side, we introduce a local coordinate system $t = (t^i)$ so that $u = u(0)$, $w = u(t)$. Because

$$\begin{aligned} w &= u + \partial_i u t^i + \frac{1}{2} \partial_i \partial_j u t^i t^j + o(\|t\|^2), \\ \ell(w) &= \ell(u) + \partial_i \ell(u) t^i + \frac{1}{2} \partial_i \partial_j \ell(u) t^i t^j + o(\|t\|^2), \end{aligned}$$

we obtain

$$\|w - u\|^2 = 2(1 - \langle w, u \rangle) = g_{ij}(u)t^i t^j + o(\|t\|^2), \quad \langle w, v \rangle = -\frac{1}{2}h_{ij}(u; v)t^i t^j + o(\|t\|^2),$$

where $g_{ij}(u)$ and $h_{ij}(u; v)$ are the (i, j) th elements of G_u and $H_u(v)$, respectively, and

$$\begin{aligned} \frac{\sigma(u)}{\sigma(w)} - \langle w, \psi(u) \rangle &= e^{-\ell(w)+\ell(u)} - \langle w, u - \nabla \ell(u) \rangle \\ &= 1 - \partial_i \ell(u)t^i - \frac{1}{2} \partial_i \partial_j \ell(u)t^i t^j + \frac{1}{2} \partial_i \ell(u) \partial_j \ell(u)t^i t^j \\ &\quad - \langle u + \partial_i u t^i + \frac{1}{2} \partial_i \partial_j u t^i t^j, u - g^{kl}(u) \partial_k \ell(u) \partial_l u \rangle + o(\|t\|^2) \\ &= 1 - \partial_i \ell(u)t^i - \frac{1}{2} \partial_i \partial_j \ell(u)t^i t^j + \frac{1}{2} \partial_i \ell(u) \partial_j \ell(u)t^i t^j \\ &\quad - 1 + \partial_i \ell(u)t^i - \frac{1}{2} \langle \partial_i \partial_j u, u \rangle t^i t^j + \frac{1}{2} \langle \partial_i \partial_j u, \partial_l u \rangle g^{kl}(u) \partial_k \ell(u) t^i t^j \\ &\quad + o(\|t\|^2) \\ &= \frac{1}{2} (g_{ij}(u) - \nabla_i \nabla_j \ell(u) + \nabla_i \ell(u) \nabla_j \ell(u)) t^i t^j + o(\|t\|^2). \end{aligned}$$

(4.16), by letting $\|t\| \rightarrow 0$, means that the matrix $(G_u + C_u + (s/r)H_u(v))G_u^{-1}$ with $C_u = (c_{ij}(u))$, $c_{ij}(u) = -\nabla_i \nabla_j \ell(u) + \nabla_i \ell(u) \nabla_j \ell(u)$, is non-negative definite. \square

Proof of Proposition 2.5. We prove the existence of a constant $c < 1$ such that

$$(4.17) \quad \frac{\sigma(u)^2}{1 + h(u, w)} \leq c \sigma_0^2 \quad \forall (u, w) \in M \times M, u \neq w.$$

We divide $M \times M \setminus \{(u, u) \mid u \in M\}$ into three parts.

(i) Recall that $M_0 = \{u \in M \mid \sigma(u) = \sigma_0\}$ is the maximizer of $\sigma(u)$. Suppose that $u \in M$ is in the neighborhood of M_0 , and w is sufficiently close to u . By introducing the same local coordinates $u = u(0)$, $w = u(t)$ as in the proof of Lemma 4.1, we see

$$(4.18) \quad \frac{\sigma(u)}{\sigma(w)} - 1 + \langle w, \nabla \ell(u) \rangle = \frac{1}{2} (g_{ij}(u) - \nabla_i \nabla_j \ell(u) + \nabla_i \ell(u) \nabla_j \ell(u)) t^i t^j + o(\|t\|^2),$$

which is positive because at $u \in M_0$, the gradient is $\nabla_i \ell(u) = 0$, and the Hesse matrix $(\nabla_i \nabla_j \ell(u))$ is non-positive definite. Let $M_1 \supset M_0$ be an open subset of M and $\varepsilon > 0$ such that (4.18) is positive for all $u \in M_1$ and $\langle w, u \rangle > 1 - \varepsilon$.

Because

$$\frac{\sigma(u)}{\sigma(w)} - \langle w, \psi(u) \rangle - (1 - \langle w, u \rangle) = \frac{\sigma(u)}{\sigma(w)} - 1 + \langle w, \nabla \ell(u) \rangle > 0,$$

we have

$$h(u, w) \geq \frac{\{\sigma(u)/\sigma(w) - \langle w, \psi(u) \rangle\}_+}{\|P_u^\perp w\|} > \frac{1 - \langle w, u \rangle}{\|P_u^\perp w\|}.$$

Moreover,

$$\frac{1 - \langle w, u \rangle}{\|P_u^\perp w\|} \geq \inf_{u, w \in M, u \neq w} \frac{1 - \langle w, u \rangle}{\|P_u^\perp w\|} = \tan^2 \theta_{\text{cri}},$$

where θ_{cri} is the global critical radius of M when $\sigma(u) \equiv 1$, and is positive (Remark 2.4).

In summary, on the region

$$(4.19) \quad \{(u, w) \in M_1 \times M \mid \langle w, u \rangle > 1 - \varepsilon, u \neq w\},$$

$$\frac{\sigma(u)^2}{1 + h(u, w)} \leq \sigma_0^2 \cos^2 \theta_{\text{cri}}.$$

(ii) Let $\varepsilon > 0$ be the number chosen in (i). We can choose an open subset M'_1 of M , $M_0 \subset M'_1 \subset M_1$ such that $\sigma(u) > \sigma_0(1 - \varepsilon^2)$ and $\|\nabla\ell(u)\| < \varepsilon^2$ for $u \in M'_1$. Then, for $u \in M'_1$ and w such that $\langle w, u \rangle \leq 1 - \varepsilon$,

$$h(u, w) \geq \frac{\sigma(u)}{\sigma(w)} - \langle w, u - \nabla\ell(u) \rangle \geq \frac{\sigma(u)}{\sigma(w)} - \langle w, u \rangle - \|\nabla\ell(u)\| \geq \varepsilon - 2\varepsilon^2 = \varepsilon',$$

which means that on the region

$$(4.20) \quad \{(u, w) \in M'_1 \times M \mid \langle w, u \rangle \leq 1 - \varepsilon\},$$

$$\frac{\sigma(u)^2}{1 + h(u, w)} \leq \sigma_0^2/(1 + \varepsilon').$$

(iii) M'_1 contains M_0 , and outside M'_1 the $\sigma(u)$ is strictly less than $\sigma_0 = \max_{u \in M} \sigma(u)$. Let $\sigma_1 = \max_{u \in M \setminus M'_1} \sigma(u) < \sigma_0$. On the region

$$(4.21) \quad \{(u, w) \in (M \setminus M'_1) \times M \mid u \neq w\},$$

$h(u, w) \geq 0$ and

$$\frac{\sigma(u)^2}{1 + h(u, w)} \leq \sigma_1^2.$$

The union of (4.19), (4.20) and (4.21) covers $M \times M \setminus \{(u, u) \mid u \in M\}$. Therefore, we have (4.17) with the constant

$$c = \max\{\cos^2 \theta_{\text{cri}}, 1/(1 + \varepsilon'), \sigma_1^2/\sigma_0^2\} < 1.$$

□

Lemma 4.1 affirms that $p(u, r, s, v)$ in (4.10) is non-negative. We have the refinement of (4.9) as follows.

Proposition 4.2. *Let du and dv be the volume elements of M and $S(N_u)$, respectively. Let b_{cri} be the threshold defined in (2.7). Then, for all b ,*

$$\mathbb{P}(Y_{\max} > b) = \int_M du \int_0^\infty dr \int_0^\infty ds \mathbb{1}_{\left\{\frac{\sigma(u)r}{\sqrt{r^2(1+\|\nabla\ell\|^2)+s^2}} > b\right\}} \cap B_u \int_{S(N_u)} dv p(u, r, s, v),$$

where $B_u = (4.14)$ if $M_u^- = \emptyset$, (4.15) if $M_u^- \neq \emptyset$. For $b \geq b_{\text{cri}}$,

$$(4.22) \quad \mathbb{P}(Y_{\max} > b) = \int_M du \int_0^\infty dr \int_0^\infty ds \mathbb{1}_{\left\{\frac{\sigma(u)r}{\sqrt{r^2(1+\|\nabla\ell\|^2)+s^2}} > b\right\}} \int_{S(N_u)} dv p(u, r, s, v).$$

4.4. Volume of tube formula: Intrinsic representation. In this subsection, we prove Theorem 2.1.

We evaluate the integral (4.22). The following lemma is useful for managing the determinant factor in $p(u, r, s, v)$ of (4.10).

For a finite set $I = \{i_1, \dots, i_n\}$, the notations $\Sigma(I)$ and $\Pi(I)$ are defined in (2.5) and (2.6), respectively. Recall that $\Sigma_d = \Sigma(\{1, \dots, d\})$ and $\Pi_d = \Pi(\{1, \dots, d\})$.

Lemma 4.3. *Let $H = (h_{ij})$ be a $d \times d$ square Gaussian random matrix of mean zero. Let*

$$s_{ij;kl} = \mathbb{E}[h_{ik}h_{jl} - h_{il}h_{jk}] = \mathbb{E} \left[\det \begin{pmatrix} h_{ik} & h_{il} \\ h_{jk} & h_{jl} \end{pmatrix} \right].$$

Then,

$$(4.23) \quad \mathbb{E}[\det(H)] = \begin{cases} \frac{1}{(d/2)!} \sum_{\pi, \tau \in \Pi_d} \operatorname{sgn}(\pi) \operatorname{sgn}(\tau) s_{\pi_1 \pi_2; \tau_1 \tau_2} s_{\pi_3 \pi_4; \tau_3 \tau_4} \cdots s_{\pi_{d-1} \pi_d; \tau_{d-1} \tau_d} & (\text{if } d \text{ is even}), \\ 0 & (\text{if } d \text{ is odd}). \end{cases}$$

Proof. The case d is odd is easy. Suppose that d is even.

$$\begin{aligned} \mathbb{E}[\det(H)] &= \sum_{\tau \in \Sigma_d} \operatorname{sgn}(\tau) \mathbb{E}[h_{1\tau_1} h_{2\tau_2} \cdots h_{d,\tau_d}] \\ &= \sum_{\tau \in \Sigma_d} \operatorname{sgn}(\tau) \frac{1}{(d/2)!} \sum_{\pi \in \Pi_d} \mathbb{E}[h_{\pi_1 \tau_{\pi_1}} h_{\pi_2 \tau_{\pi_2}}] \mathbb{E}[h_{\pi_3 \tau_{\pi_3}} h_{\pi_4 \tau_{\pi_4}}] \cdots \mathbb{E}[h_{\pi_{d-1} \tau_{\pi_{d-1}}} h_{\pi_d, \tau_{\pi_d}}] \\ &= \frac{1}{(d/2)!} \sum_{\tau \in \Sigma_d} \sum_{\pi \in \Pi_d} \operatorname{sgn}(\tau) \operatorname{sgn}(\pi) \mathbb{E}[h_{\pi_1 \tau_1} h_{\pi_2 \tau_2}] \cdots \mathbb{E}[h_{\pi_{d-1} \tau_{d-1}} h_{\pi_d, \tau_d}] \\ &= \frac{1}{(d/2)!} \sum_{\tau \in \Pi_d} \sum_{\pi \in \Pi_d} \operatorname{sgn}(\tau) \operatorname{sgn}(\pi) \left(\sum_{\sigma \in \Sigma(\{1,2\})} \operatorname{sgn}(\sigma) \mathbb{E}[h_{\pi_1 \tau_{\sigma_1}} h_{\pi_2 \tau_{\sigma_2}}] \right) \times \cdots \\ &\quad \times \left(\sum_{\sigma \in \Sigma(\{d-1,d\})} \operatorname{sgn}(\sigma) \mathbb{E}[h_{\pi_{d-1} \tau_{\sigma_1}} h_{\pi_d, \tau_{\sigma_2}}] \right) \\ &= \frac{1}{(d/2)!} \sum_{\tau \in \Pi_d} \sum_{\pi \in \Pi_d} \operatorname{sgn}(\tau) \operatorname{sgn}(\pi) (\mathbb{E}[h_{\pi_1 \tau_1} h_{\pi_2 \tau_2}] - \mathbb{E}[h_{\pi_1 \tau_2} h_{\pi_2 \tau_1}]) \times \cdots \\ &\quad \times (\mathbb{E}[h_{\pi_{d-1} \tau_{d-1}} h_{\pi_d, \tau_d}] - \mathbb{E}[h_{\pi_{d-1} \tau_d} h_{\pi_d, \tau_{d-1}}]), \end{aligned}$$

which is the right-hand side of (4.23). The second equality is due to the moment formula for a product of Gaussian random variables. \square

Remark 4.4. Lemma 4.3 can be stated in terms of the commutative algebra of double forms. See [Fed59],[TA03],[KT09].

Proof of Theorem 2.1. We apply Lemma 4.3 in the evaluation of the integral (4.22) with respect to dv . Recall that dv is the volume element of the $(n-d-2)$ -dimensional unit sphere $S(N_u)$, and hence, dv/Ω_{n-d-1} is the uniform distribution on the sphere.

Suppose that η is the standard Gaussian distribution of space $N_u = T_u(M)^\perp \cap T_u(\mathbb{S}^{n-1})$. Then, $\eta/\|\eta\| \sim dv/\Omega_{n-d-1}$ and $\|\eta\|^2 \sim \chi_{n-d-1}^2$ are independently distributed. Let $\tilde{H}(v) = (\tilde{h}_{ij}(v)) = H(v)(G+C)^{-1}$ for short. The determinant in $p(u, r, s, v)$ in (4.10) is expanded as

$$(4.24) \quad \begin{aligned} \det(I_d + (s/r)\tilde{H}(v)) &= \sum_{e=0}^d (s/r)^e \operatorname{tr}_e(\tilde{H}(v)) \\ &= \sum_{e=0}^d (s/r)^e \sum_{I: I \subset \{1, \dots, d\}, |I|=e} \det(\tilde{H}_I(v)), \quad \tilde{H}_I(v) = (\tilde{h}_{ij}(v))_{i,j \in I}. \end{aligned}$$

Hence, the integral with respect to dv involved in (4.22) is

$$\begin{aligned}
(4.25) \quad \int \det(\tilde{H}_I(v)) dv &= \Omega_{n-d-1} \mathbb{E}[\det \tilde{H}_I(\eta/\|\eta\|)] \\
&= \frac{\Omega_{n-d-1}}{\mathbb{E}[\|\eta\|^e]} \mathbb{E}[\det \tilde{H}_I(\eta)] = \frac{\Omega_{n-d-1}}{\mathbb{E}[(\chi_{n-d-1}^2)^{e/2}]} \mathbb{E}[\det \tilde{H}_I(\eta)] \\
&= \frac{\Omega_{n-d+e-1}}{(2\pi)^{e/2}} \mathbb{E}[\det \tilde{H}_I(\eta)],
\end{aligned}$$

and $\mathbb{E}[\det \tilde{H}_I(\eta)]$ is expressed by (4.23) with $s_{ij,kl} = \tilde{R}_{ij}^{kl}$ in (2.10), because the curvature tensor is characterized as

$$(4.26) \quad R_{ij;kl} = (g_{ik}g_{jl} - g_{il}g_{jk}) + \mathbb{E}[h_{ik}(\eta)h_{jl}(\eta) - h_{il}(\eta)h_{jk}(\eta)],$$

where $H(v) = (h_{ij}(v))$ is the second fundamental form, and η is a standard Gaussian vector in N_u ([Wey39]). (4.26) is the Gauss equation for a submanifold of the unit sphere.

On the other hand, the integral with respect to dr and ds in (4.22) is a linear combination of

$$\begin{aligned}
(4.27) \quad & \frac{1}{(2\pi)^{n/2}} \int_0^\infty \int_0^\infty \mathbb{1}_{\left\{ \frac{r^2(1+\|\nabla\ell\|^2)}{r^2(1+\|\nabla\ell\|^2)+s^2} > \frac{1+\|\nabla\ell\|^2}{\sigma^2} b^2 \right\}} r^d s^{n-d-2} (s/r)^e e^{-\frac{1}{2}\{r^2(1+\|\nabla\ell\|^2)+s^2\}} dr ds \\
&= (1 + \|\nabla\ell\|^2)^{-\frac{1}{2}(d-e+1)} \frac{1}{(2\pi)^{n/2}} \int_0^\infty \int_0^\infty \mathbb{1}_{\left\{ \frac{r^2}{r^2+s^2} > \frac{1+\|\nabla\ell\|^2}{\sigma^2} b^2 \right\}} r^{d-e} s^{n-d+e-2} e^{-\frac{1}{2}(r^2+s^2)} dr ds \\
&= (1 + \|\nabla\ell\|^2)^{-\frac{1}{2}(d-e+1)} \frac{1}{2(2\pi)^{n/2}} \int_{\frac{1+\|\nabla\ell\|^2}{\sigma^2} b^2}^1 t^{(d-e-1)/2} (1-t)^{(n-d+e-3)/2} dt \int_0^\infty e^{-\frac{1}{2}R^2} R^{n-1} dR \\
&= (1 + \|\nabla\ell\|^2)^{-\frac{1}{2}(d-e+1)} \frac{1}{\Omega_{d-e+1} \Omega_{n-d+e-1}} \bar{B}_{\frac{1}{2}(d-e+1), \frac{1}{2}(n-d+e-1)} \left(\frac{1 + \|\nabla\ell\|^2}{\sigma^2} b^2 \right).
\end{aligned}$$

Combining (4.24), (4.25), and (4.27), we have (2.8).

Moreover, the point u such that the argument of $\bar{B}_{\frac{1}{2}(d-e+1), \frac{1}{2}(n-d+e-1)}(\cdot)$ is always greater than or equal to 1 makes no contribution to (2.8). Hence, the range of integration M in (2.8) can be replaced with M_{cri} . The proof of Theorem 2.1 is completed. \square

4.5. Tail probability of the maximum. In this subsection, we prove Theorem 2.7.

Proof of Theorem 2.7. The right-hand side of (2.8) is denoted by $F(b)$. Because $\mathbb{P}(Y_{\max} > \cdot)$ is monotonically decreasing, Theorem 2.1 implies that

$$\mathbb{1}(b \geq b_{\text{cri}})F(b) \leq \mathbb{P}(Y_{\max} > b) \leq \mathbb{1}(b \geq b_{\text{cri}})F(b) + \mathbb{1}(b < b_{\text{cri}}),$$

or

$$-\mathbb{1}(b < b_{\text{cri}})F(b) \leq \mathbb{P}(Y_{\max} > b) - F(b) \leq -\mathbb{1}(b < b_{\text{cri}})F(b) + \mathbb{1}(b < b_{\text{cri}}).$$

We use (1.3). By letting $b := c/\|\xi\|^2$, and taking the expectation with respect to $\|\xi\|^2 \sim \chi_n^2$,

$$|\mathbb{P}(X_{\max} > c) - \mathbb{E}[F(c/\|\xi\|^2)]| \leq (C+1)\mathbb{P}(c/\|\xi\|^2 < b_{\text{cri}}) = (C+1)\bar{G}_n(c/b_{\text{cri}}),$$

where $C = \max_{0 \leq b \leq \sigma_0} |F(b)| < \infty$, $\sigma_0 = \max_{u \in M} \sigma(u)$. Noting that the relationship

$$\mathbb{E}\left[\bar{B}_{\frac{1}{2}k, \frac{1}{2}(n-k)}(c^2/\|\xi\|^2)\right] = \bar{G}_k(c^2), \quad \|\xi\|^2 \sim \chi_n^2,$$

we see that $\mathbb{E}[F(c/\|\xi\|^2)]$ is $\mathbb{P}_{\text{tube}}(X_{\max} > c)$ in (2.15). \square

4.6. Laplace approximation. In this subsection, we prove Theorem 2.9 and Corollary 2.10.

Proof of Theorem 2.9 and Corollary 2.10. The leading term of the tube formula (2.15) is

$$\begin{aligned} \mathbb{P}_{\text{tube}}(X_{\max} > c) &\sim \frac{1}{\Omega_{d+1}} \int_M du \frac{\det(I_d + CG^{-1})}{(1 + \|\nabla\ell\|^2)^{\frac{1}{2}(d+1)}} \bar{G}_{d+1} \left(\frac{1 + \|\nabla\ell\|^2}{\sigma^2} c^2 \right) \\ &= \frac{1}{\Omega_{d+1}} \int_M du \frac{\det(I_d + CG^{-1})}{(1 + \|\nabla\ell\|^2)^{\frac{1}{2}(d+1)}} \int_{t > \frac{1 + \|\ell\|^2}{\sigma^2} c^2} dt t^{\frac{1}{2}(d+1)-1} e^{-t/2} \\ &= \frac{1}{(2\pi)^{\frac{1}{2}(d+1)}} \int_M du \det(I_d + CG^{-1}) \int_{r > c} \frac{dr r^d}{\sigma^{d+1}} e^{-\frac{1}{2} \left(\frac{r}{\sigma}\right)^2 (1 + \|\nabla\ell\|^2)}. \end{aligned}$$

Here, we treat the two typical cases: (i) The maximum of the variance is attained at only $M_0 = \{u_0\} \subset M$. (ii) The minimizer of variance M_0 forms a d_0 -dimensional closed manifold.

The values evaluated at $u = u_0$ are denoted by the subscript 0, i.e., $\sigma_0 = \sigma(u_0)$, $G_0 = G_{u_0}$, and $C_0 = C_{u_0}$.

Case (i). Let

$$q = \frac{1}{\sigma^2} (1 + \|\nabla\ell\|^2) = e^{-2\ell} (1 + \ell_k \ell_l g^{kl}).$$

The derivative with respect to t^i is denoted by the subscript, for example, $\ell_i = \partial\ell/\partial t^i$. Because $\ell_i|_{u_0} = 0$,

$$\begin{aligned} \partial_i q &= -2\ell_i e^{-2\ell} (1 + \ell_k \ell_l g^{kl}) + e^{-2\ell} (2\ell_{ik} \ell_l g^{kl} + \ell_k \ell_l \partial_i g^{kl}), \\ \partial_i q|_{u_0} &= 0, \\ \partial_i \partial_j q|_{u_0} &= -2\ell_{ij} e^{-2\ell} + e^{-2\ell} (2\ell_{ik} \ell_{jl} g^{kl}) = \frac{2}{\sigma^2} (-\ell_{ij} + \ell_{ik} g^{kl} \ell_{lj}). \end{aligned}$$

In matrix notation,

$$(\partial_i \partial_j q|_{u_0})_{1 \leq i, j \leq d} = C_0 + C_0 G_0^{-1} C_0$$

and about the point $u_0 = u(t)|_{t=0}$,

$$(4.28) \quad q = \frac{1}{\sigma_0^2} (1 + t^\top (C_0 + C_0 G_0^{-1} C_0) t) + o(\|t\|^2), \quad t = (t^1, \dots, t^d)^\top,$$

where $u_0 = \varphi(0)$. The volume element at u_0 is $du = \det(G_0)^{\frac{1}{2}} \prod_{i=1}^d dt_i$. Therefore, according to the standard arguments of Laplace's method (e.g., [Erd56]),

$$\begin{aligned} \mathbb{P}_{\text{tube}}(X_{\max} > c) &\sim \frac{1}{(2\pi)^{\frac{1}{2}(d+1)}} \det(I_d + C_0 G_0^{-1}) \int_{r > c} \frac{dr r^d}{\sigma_0^{d+1}} e^{-\frac{1}{2} \left(\frac{r}{\sigma_0}\right)^2} \\ &\quad \times (2\pi)^{d/2} \det(C_0 + C_0 G_0^{-1} C_0)^{-\frac{1}{2}} \det(G_0)^{\frac{1}{2}} \left(\frac{r}{\sigma_0}\right)^{-d} \\ &\sim \det(I_d + C_0 G_0^{-1})^{\frac{1}{2}} \det(C_0 G_0^{-1})^{-\frac{1}{2}} \bar{\Phi}\left(\frac{c}{\sigma_0}\right), \end{aligned}$$

where

$$C_0 = (-\nabla_i \nabla_j \ell(u_0))_{1 \leq i, j \leq d} = (-\nabla_i \nabla_j \log \sigma(u_0))_{1 \leq i, j \leq d}.$$

Case (ii). When $\dim M_0 = d_0 > 0$, the matrix $C + CG^{-1}C$ evaluated at $u \in M_0$ in (4.28) is of rank $d - d_0$. By redefining the local coordinates $t = (t^i)$, we can assume that

C at u is of the form $C = \text{diag}(0, C_{22})$ where C_{22} is $(d - d_0) \times (d - d_0)$. Accordingly, we write

$$G = \begin{pmatrix} G_{11} & G_{12} \\ G_{21} & G_{22} \end{pmatrix}, \quad \text{and let } G_{22.1} = G_{22} - G_{21}G_{11}^{-1}G_{12}.$$

Then, for $u \approx u_0 = u(t)|_{t=0} \in M_0$,

$$q(u) = \frac{1}{\sigma_0^2} (1 + \bar{t}^\top (C_{22} + C_{22}G_{22.1}^{-1}C_{22})|_{u_0}\bar{t}) + o(\|\bar{t}\|^2), \quad \bar{t} = (t^{d_0+1}, \dots, t^d)^\top,$$

$$du = du_0 \prod_{i=d_0+1}^d dt^i \det(G_{22.1})^{\frac{1}{2}}, \quad du_0 = \det(G_{11})^{\frac{1}{2}} \prod_{i=1}^{d_0} dt^i,$$

and

$$\begin{aligned} \mathbb{P}_{\text{tube}}(X_{\max} > c) &\sim \frac{1}{(2\pi)^{\frac{1}{2}(d+1)}} \int_{M_0} du_0 \det(I_{d-d_0} + C_{22}G_{22.1}^{-1}) \int_{r>c} \frac{dr r^d}{\sigma_0^{d+1}} e^{-\frac{1}{2}\left(\frac{r}{\sigma_0}\right)^2} \\ &\quad \times (2\pi)^{\frac{1}{2}(d-d_0)} \det(C_{22} + C_{22}G_{22.1}^{-1}C_{22})^{-\frac{1}{2}} \det(G_{22.1})^{\frac{1}{2}} \left(\frac{r}{\sigma_0}\right)^{-(d-d_0)} \\ &\sim \frac{1}{\Omega_{d_0+1}} \int_{M_0} du_0 \frac{\det(I_{d-d_0} + C_{22}G_{22.1}^{-1})^{\frac{1}{2}}}{\det(C_{22}G_{22.1}^{-1})^{\frac{1}{2}}} \times \bar{G}_{d_0+1} \left(\frac{c^2}{\sigma_0^2}\right) \\ &= \frac{1}{\Omega_{d_0+1}} \int_{M_0} du_0 \frac{\det(I_d + CG^{-1})^{\frac{1}{2}}}{\text{tr}_{d-d_0}(CG^{-1})^{\frac{1}{2}}} \times \bar{G}_{d_0+1} \left(\frac{c^2}{\sigma_0^2}\right). \end{aligned}$$

The asymptotic equivalence on the last line is due to the uniformity of the Laplace approximation on the compact set M_0 . \square

4.7. Approximation error of the Bonferroni method. In this subsection, we prove Theorem 2.11 and Proposition 2.12. For this purpose, we will provide analogues to Theorems 2.1 and 2.3 when M is a finite set.

Proof of Theorem 2.11. Recall that $X_i = \sigma_i \langle \varphi^{(i)}, \xi \rangle$, $Y_i = \sigma_i \langle \varphi^{(i)}, \xi / \|\xi\| \rangle$, $\xi \sim \mathcal{N}_n(0, I_n)$, and $\rho_{ij} = \langle \varphi^{(i)}, \varphi^{(j)} \rangle$. If b is sufficiently large, say $b \geq b_{\text{cri}}$, the events $\{Y_i > b\}$ are mutually exclusive, and

$$\mathbb{P}(\max\{Y_1, \dots, Y_K\} > b) = \sum_{i=1}^K \mathbb{P}(Y_i > b),$$

which is (2.18).

To identify the threshold b_{cri} , we will follow the proof in Section 4.3. Let i be fixed. Let

$$N_i = T_{\varphi^{(i)}}(\mathbb{S}^{n-1})$$

be the space in \mathbb{R}^n orthogonal to $\varphi^{(i)}$. Almost all $z \in \mathbb{R}^n$ is written as

$$z = r\varphi^{(i)} + sv, \quad (r, s, v) \in Q_i,$$

where

$$Q_i = \{(r, s, v) \mid r > 0, s \geq 0, v \in S(N_i)\}.$$

Let

$$V_i = \{z \in \mathbb{R}^n \mid \sigma_j \langle \varphi^{(j)}, z \rangle < \sigma_i \langle \varphi^{(i)}, z \rangle, z = r\varphi^{(i)} + sv, \forall j \neq i\}.$$

Instead of (4.11), we will find the threshold $b'_{\text{cri}}(i)$ of b satisfying $A_i(b) \subset B_i$ a.s., where

$$A_i(b) = \{(r, s, v) \in Q_i \mid \sigma_i \langle \varphi^{(i)}, z / \|z\| \rangle > b, z = r\varphi^{(i)} + sv, \forall j \neq i\},$$

$$B_i = \{(r, s, v) \in Q_i \mid z = r\varphi^{(i)} + sv \in V_i\}.$$

The threshold b_{cri} in Theorem 2.11 is given by $\max_{i \in I} b'_{\text{cri}}(i)$.

As in (4.12), the set $A_i(b)$ is

$$A_i(b) = \{(r, s, v) \in Q_i \mid (s/r)^2 < \sigma_i^2/b^2 - 1\}.$$

Let $I = \{1, \dots, K\}$. We divide the index set $I \setminus \{i\}$ as $I_i^+ \sqcup I_i^-$, where

$$I_i^+ = \{j \in I \mid \sigma_i/\sigma_j - \rho_{ij} > 0\}, \quad I_i^- = \{j \in I \mid \sigma_i/\sigma_j - \rho_{ij} \leq 0\} \setminus \{i\}.$$

(i) When $I_i^- = \emptyset$,

$$B_i = \left\{ (r, s, v) \in Q_i \mid \frac{s}{r} < \min_{j \in I \setminus \{i\}: \langle \varphi^{(j)}, v \rangle > 0} \frac{\sigma_i/\sigma_j - \rho_{ij}}{\langle \varphi^{(j)}, v \rangle} \right\}.$$

Therefore, $A_i(b) \subset B_i$ iff

$$\begin{aligned} \sqrt{\frac{\sigma_i^2}{b^2} - 1} &< \inf_{v \in S(N_i)} \min_{j \in I \setminus \{i\}: \langle \varphi^{(j)}, v \rangle > 0} \frac{\sigma_i/\sigma_j - \rho_{ij}}{\langle \varphi^{(j)}, v \rangle} \\ &= \min_{j \in I \setminus \{i\}} \inf_{v \in S(N_i): \langle \varphi^{(j)}, v \rangle > 0} \frac{\sigma_i/\sigma_j - \rho_{ij}}{\langle \varphi^{(j)}, v \rangle} = \min_{j: j \neq i} \frac{\sigma_i/\sigma_j - \rho_{ij}}{\sqrt{1 - \rho_{ij}^2}}. \end{aligned}$$

Here we used

$$\sup_{v \in S(N_i): \langle \varphi^{(j)}, v \rangle > 0} \langle \varphi^{(j)}, v \rangle = \sqrt{1 - \rho_{ij}^2}.$$

(ii) When $I_i^- \neq \emptyset$,

$$B_i = \left\{ (r, s, v) \in Q_i \mid \langle \varphi^{(j)}, v \rangle < 0 \text{ and } \frac{s}{r} > \frac{-\sigma_i/\sigma_j + \rho_{ij}}{-\langle \varphi^{(j)}, v \rangle}, \quad \forall j \in I \setminus \{i\} \right\}.$$

$A_i(b) \subset B_i$ holds iff $A_i(b) = \emptyset$. That is,

$$\frac{\sigma_i^2}{b^2} - 1 \leq 0.$$

Combining (i) and (ii), $b'_{\text{cri}}(i)$ is given by

$$\sqrt{\frac{\sigma_i^2}{b'_{\text{cri}}(i)^2} - 1} = \min_{j \in I \setminus \{i\}} \frac{(\sigma_i/\sigma_j - \rho_{ij})_+}{\sqrt{1 - \rho_{ij}^2}},$$

or equivalently,

$$b'_{\text{cri}}(i)^2 = \frac{\sigma_i^2}{1 + \min_{j \in I \setminus \{i\}} h(i, j)},$$

where $h(i, j)$ is given in (2.20). The threshold in Theorem 2.11 is $b_{\text{cri}} = \max_{i \in I} b'_{\text{cri}}(i)$. In (2.18), the term $\mathbb{P}(Y_i > b) = (1/2)\bar{B}_{\frac{1}{2}, \frac{1}{2}(n-1)}(b^2/\sigma_i^2)$ for $\sigma_i < b_{\text{cri}}$ is always zero and can be omitted.

Finally, we apply the proof of Theorem 2.7 in Section 4.5 to (2.18) to prove (2.19) of Theorem 2.11. □

Proof of Proposition 2.12. We evaluate

$$(4.29) \quad \frac{1 + h(i, j)}{\sigma_i^2} = \frac{1}{\sigma_i^2} \left(1 + \frac{(\sigma_i/\sigma_j - \rho_{ij})_+^2}{1 - \rho_{ij}^2} \right).$$

(i) In the case $\rho_{ij} < 1 \leq \sigma_i/\sigma_j$,

$$(4.29) \geq \frac{1}{\sigma_i^2} \left(1 + \frac{(1 - \rho_{ij})^2}{1 - \rho_{ij}^2} \right) = \frac{1}{\sigma_i^2} \frac{2}{1 + \rho_{ij}}.$$

(ii) In the case $\rho_{ij} < \sigma_i/\sigma_j < 1$,

$$(4.29) = \frac{1}{\sigma_i^2} \left(1 + \frac{(\sigma_i/\sigma_j - \rho_{ij})^2}{1 - \rho_{ij}^2} \right) = \frac{1}{\sigma_j^2} \left(1 + \frac{(\sigma_j/\sigma_i - \rho_{ij})^2}{1 - \rho_{ij}^2} \right) \\ > \frac{1}{\sigma_j^2} \left(1 + \frac{(1 - \rho_{ij})^2}{1 - \rho_{ij}^2} \right) = \frac{1}{\sigma_j^2} \frac{2}{1 + \rho_{ij}}.$$

(iii) In the case $\sigma_i/\sigma_j \leq \rho_{ij} < 1$,

$$(4.29) = \frac{1}{\sigma_i^2} \geq \frac{1}{\sigma_j^2 \rho_{ij}^2} > \frac{1}{\sigma_j^2} \frac{2}{1 + \rho_{ij}}.$$

In each case,

$$(4.29) \geq \min \left\{ \frac{1}{\sigma_i^2}, \frac{1}{\sigma_j^2} \right\} \frac{2}{1 + \rho_{ij}},$$

and hence

$$\frac{1}{b_{\text{cri}}^2} \geq \min_{i \neq j} \frac{1}{\sigma_i^2} \frac{2}{1 + \rho_{ij}} \geq \left(\min_i \frac{1}{\sigma_i^2} \right) \left(\min_{i < j} \frac{2}{1 + \rho_{ij}} \right).$$

□

Acknowledgments. The authors are grateful to Robert Adler for bringing [Ros15] to their attention.

REFERENCES

- [Adl81] Robert J. Adler, *The geometry of random fields*, John Wiley & Sons, Ltd., Chichester, 1981, Wiley Series in Probability and Mathematical Statistics.
- [AH76] Robert J. Adler and A. M. Hasofer, *Level crossings for random fields*, Ann. Probability **4** (1976), no. 1, 1–12. MR 405559
- [AT07] Robert J. Adler and Jonathan E. Taylor, *Random fields and geometry*, Springer Monographs in Mathematics, Springer, New York, 2007.
- [AT11] ———, *Topological complexity of smooth random functions*, Lecture Notes in Mathematics, vol. 2019, Springer, Heidelberg, 2011, Lectures from the 39th Probability Summer School held in Saint-Flour, 2009, École d'Été de Probabilités de Saint-Flour.
- [Ber75] Rudolf Beran, *Tail probabilities of noncentral quadratic forms*, Ann. Statist. **3** (1975), no. 4, 969–974. MR 381122
- [Erd56] Arthur Erdélyi, *Asymptotic expansions*, Dover Publications, Inc., New York, 1956. MR 0078494
- [Fed59] Herbert Federer, *Curvature measures*, Trans. Amer. Math. Soc. **93** (1959), 418–491.
- [Hot39] Harold Hotelling, *Tubes and Spheres in n -Spaces, and a Class of Statistical Problems*, Amer. J. Math. **61** (1939), no. 2, 440–460. MR 1507387
- [JJ90] Søren Johansen and Iain M. Johnstone, *Hotelling's theorem on the volume of tubes: some illustrations in simultaneous inference and data analysis*, Ann. Statist. **18** (1990), no. 2, 652–684. MR 1056331
- [KK13] Naohiro Kato and Satoshi Kuriki, *Likelihood ratio tests for positivity in polynomial regressions*, J. Multivariate Anal. **115** (2013), 334–346. MR 3004562
- [KS89] Mark Knowles and David Siegmund, *On hotelling's approach to testing for a nonlinear parameter in regression*, International Statistical Review / Revue Internationale de Statistique **57** (1989), no. 3, 205–220.
- [KT01] Satoshi Kuriki and Akimichi Takemura, *Tail probabilities of the maxima of multilinear forms and their applications*, Ann. Statist. **29** (2001), no. 2, 328–371. MR 1863962
- [KT08a] ———, *Euler characteristic heuristic for approximating the distribution of the largest eigenvalue of an orthogonally invariant random matrix*, J. Statist. Plann. Inference **138** (2008), no. 11, 3357–3378. MR 2450081
- [KT08b] ———, *The tube method for the moment index in projection pursuit*, J. Statist. Plann. Inference **138** (2008), no. 9, 2749–2762. MR 2422397

- [KT09] ———, *Volume of tubes and distribution of the maxima of Gaussian random fields*, Selected papers on probability and statistics, Amer. Math. Soc. Transl. Ser. 2, vol. 227, Amer. Math. Soc., Providence, RI, 2009, pp. 25–48.
- [KT16] Tamio Koyama and Akimichi Takemura, *Holonomic gradient method for distribution function of a weighted sum of noncentral chi-square random variables*, *Comput. Statist.* **31** (2016), no. 4, 1645–1659. MR 3573096
- [LK17] Xiaolei Lu and Satoshi Kuriki, *Simultaneous confidence bands for contrasts between several non-linear regression curves*, *Journal of Multivariate Analysis* **155** (2017), 83 – 104.
- [Mui82] Robb J. Muirhead, *Aspects of multivariate statistical theory*, Wiley Series in Probability and Mathematical Statistics, John Wiley & Sons, Inc., New York, 1982. MR 652932
- [Nai86] Daniel Q. Naiman, *Conservative confidence bands in curvilinear regression*, *Ann. Statist.* **14** (1986), no. 3, 896–906. MR 856796
- [Nai90] ———, *Volumes of tubular neighborhoods of spherical polyhedra and statistical inference*, *Ann. Statist.* **18** (1990), no. 2, 685–716. MR 1056332
- [Pit96] Vladimir I. Piterbarg, *Asymptotic methods in the theory of Gaussian processes and fields*, Translations of Mathematical Monographs, vol. 148, American Mathematical Society, Providence, RI, 1996, Translated from the Russian by V. V. Piterbarg, Revised by the author. MR 1361884
- [Roc13] Raymond Roccaforte, *The volume of non-uniform tubular neighborhoods and an application to the n -dimensional Szegő theorem*, *J. Math. Anal. Appl.* **398** (2013), no. 1, 61–67. MR 2984315
- [Ros15] Yonatan Rosmarin, *Perturbation theory for the volume of tubes*, Master’s thesis, Technion - Israel Institute of Technology, Haifa, Israel, 10 2015.
- [Sun91] Jiayang Sun, *Significance levels in exploratory projection pursuit*, *Biometrika* **78** (1991), no. 4, 759–769. MR 1147012
- [Sun93] ———, *Tail probabilities of the maxima of Gaussian random fields*, *Ann. Probab.* **21** (1993), no. 1, 34–71. MR 1207215
- [TA03] Jonathan E. Taylor and Robert J. Adler, *Euler characteristics for Gaussian fields on manifolds*, *Ann. Probab.* **31** (2003), no. 2, 533–563. MR 1964940
- [TA09] ———, *Gaussian processes, kinematic formulae and Poincaré’s limit*, *Ann. Probab.* **37** (2009), no. 4, 1459–1482.
- [Tay06] Jonathan E. Taylor, *A Gaussian kinematic formula*, *Ann. Probab.* **34** (2006), no. 1, 122–158. MR 2206344
- [TK02] Akimichi Takemura and Satoshi Kuriki, *On the equivalence of the tube and Euler characteristic methods for the distribution of the maximum of Gaussian fields over piecewise smooth domains*, *Ann. Appl. Probab.* **12** (2002), no. 2, 768–796.
- [TK03] ———, *Tail probability via the tube formula when the critical radius is zero*, *Bernoulli* **9** (2003), no. 3, 535–558. MR 1997496
- [TLT16] Jonathan E. Taylor, Joshua R. Loftus, and Ryan J. Tibshirani, *Inference in adaptive regression via the Kac-Rice formula*, *Ann. Statist.* **44** (2016), no. 2, 743–770. MR 3476616
- [TTA05] Jonathan E. Taylor, Akimichi Takemura, and Robert J. Adler, *Validity of the expected Euler characteristic heuristic*, *Ann. Probab.* **33** (2005), no. 4, 1362–1396. MR 2150192
- [TW08] Jonathan E. Taylor and Keith J. Worsley, *Random fields of multivariate test statistics, with applications to shape analysis*, *Ann. Statist.* **36** (2008), no. 1, 1–27. MR 2387962
- [TW13] ———, *Detecting sparse cone alternatives for Gaussian random fields, with an application to fMRI*, *Statist. Sinica* **23** (2013), no. 4, 1629–1656. MR 3222813
- [Wey39] Hermann Weyl, *On the Volume of Tubes*, *Amer. J. Math.* **61** (1939), no. 2, 461–472. MR 1507388
- [Wor95] Keith J. Worsley, *Boundary corrections for the expected Euler characteristic of excursion sets of random fields, with an application to astrophysics*, *Adv. in Appl. Probab.* **27** (1995), no. 4, 943–959. MR 1358902

THE INSTITUTE OF STATISTICAL MATHEMATICS, 10-3 MIDORICHO, TACHIKAWA, TOKYO 190-8562,
JAPAN

Email address: kuriki@ism.ac.jp

THE CENTER FOR DATA SCIENCE EDUCATION AND RESEARCH, SHIGA UNIVERSITY, 1-1-1 BANBA,
HIKONE, SHIGA 522-8522, JAPAN

Email address: a-takemura@biwako.shiga-u.ac.jp

DEPARTMENT OF STATISTICS, SEQUOIA HALL, 390 JANE STANFORD WAY, STANFORD UNIVERSITY,
STANFORD, CA 94305-4020, USA

Email address: jonathan.taylor@stanford.edu