

SOME RESULTS ON MAXIMUM LIKELIHOOD ESTIMATION UNDER THE EM ALGORITHM: ASYMPTOTIC PROPERTIES AND CONSISTENT SANDWICH ESTIMATOR OF COVARIANCE MATRIX

BUDHI SURYA

ABSTRACT. Although it has been well accepted that the asymptotic covariance matrix of maximum likelihood estimates (MLE) for complete data is given by the inverse Fisher information, this paper shows that when the MLE for incomplete data is derived using the EM algorithm, the asymptotic covariance matrix is however no longer specified by the inverse Fisher information. In general, the new information is smaller than the latter in the sense of Loewner partial ordering. A sandwich estimator of covariance matrix is developed based on the observed information of incomplete data and a consistent estimator of complete-data information matrix. The observed information simplifies calculation of conditional expectation of outer product of the complete-data score function appeared in the Louis (1982) general matrix formula. The proposed sandwich estimator takes a different form than the Huber sandwich estimator under model misspecification framework (Freedman, 2006 and Little and Rubin, 2020). Moreover, it does not involve the inverse observed Fisher information of incomplete data which therefore notably gives an appealing feature for application. Recursive algorithms for the MLE and the sandwich estimator of covariance matrix are presented. Application to parameter estimation of regime switching conditional Markov jump process is considered to verify the results. The simulation study confirms that the MLEs are accurate and consistent having asymptotic normality. The sandwich estimator produces standard errors of the MLE which are closer to their analytic values than those provided by the inverse observed Fisher information.

1. INTRODUCTION

Large sample properties of maximum likelihood estimates (MLE) of model parameters have been well documented in literature. See for e.g. Cramér (1946), Newey and McFadden (1994), and van der Vaart (2000). The properties state that as the sample size increases, the MLE has asymptotic (multivariate) normal distribution with mean equal to the true parameter value whereas the covariance matrix given by the inverse expected Fisher information of the observed data. These fine properties of the MLE were first shown by Fisher (1925) and later established rigorously, among others, by Cramér (1946). For unbiased estimators, the information matrix corresponds to the Cramér-Rao lower bound. See for e.g. p.489 of Cramér (1946) or p.2162 of Newey and McFadden (1994). Although the asymptotic properties have been well developed for complete data, some further studies are required to understand the asymptotic properties of MLE when applied to incomplete data for which case the MLE might have a different asymptotic covariance matrix.

The EM algorithm developed by Dempster et al.(1977) for maximum likelihood estimation under incomplete data has been widely used over various fields in literature. It is a robust and powerful tool for statistical analysis with missing data (Little and Rubin, 2020). The algorithm provides an iterative approach to obtain maximum likelihood estimates (MLE) of the parameters in a way that avoids necessary regularity conditions on the log-likelihood function in terms of the existence of its second derivative and invertibility of the corresponding Hessian matrix. Otherwise, if the regularity conditions are satisfied for each observation, one may employ the Newton-Raphson approach, i.e., the Fisher scoring method to find the MLE also iteratively, see for e.g. Osborne (1992), Hastie et

2020 *Mathematics Subject Classification.* 60J27,60J28, 62M09, 62-08.

Key words and phrases. Maximum likelihood estimation, EM estimator, sandwich estimator, observed Fisher information matrix, Fisher scoring method, asymptotic properties, Cramér-Rao lower bound, multi-state model.

al. (2009), and Takai (2020). There are two steps in the EM estimation. The first step, the *E-step*, involves valuation under current parameter estimate of conditional expectation of the log-likelihood given the observed data, whereas the second step, the *M-step*, deals with optimizing the conditional expectation. In each iteration, the algorithm increases the value of log-likelihood. The appealing monotone convergence property of the observed-data log-likelihood gives a higher degree of stability for the convergence of the EM algorithm (Wu, 1983). We refer to McLachlan and Krishnan (2008) for more details on recent developments, extensions and applications of the EM algorithm.

However, the EM algorithm only provides point estimates of parameters. Unlike the Fisher scoring method, it does not automatically produce the covariance matrix of the MLE. Additional steps are therefore required to find the covariance matrix. For finite and independent data, the expected information is replaced by the observed information matrix specified by the second derivative of the observed data log-likelihood function. In general, the derivative can be very difficult to evaluate directly. One of major contribution on the evaluation of the observed information was given by Louis (1982) in which a general matrix formula was proposed. Meng and Rubin (1991) derived the covariance matrix using the fundamental identity given in Dempster et al. (1977) which relates the log-likelihood of observed data, the EM-update criterion function and the conditional expectation of conditional log-likelihood function of complete data given its incomplete observation. In working out the information matrix, they applied in the M-step of the EM-algorithm a first-order Taylor approximation around current parameter estimate to the EM-update function. This approximation was first noted in Meilijson (1989) in an attempt to provide a fast improvement to the EM algorithm. The derived covariance matrix found in Meng and Rubin (1991) is given by the difference between the complete information matrix and an incomplete one, although in a slightly more complex form than Louis' matrix formula. Based on the Taylor approximation discussed in Meilijson (1989), Jamshidian and Jennrich (2000) proposed a numerical differentiation method to evaluate the covariance matrix for the incomplete information. A rather direct calculation of information matrix was discussed in Oakes (1999) based on taking derivatives of the fundamental identity.

All above methods provide convergent and consistent MLE of the true parameter value whose consistent limiting normal distribution has the mean equal to the true value whereas the asymptotic covariance matrix specified by the inverse of expected Fisher information of the observed data. As a result, the covariance matrix estimator is determined by the inverse of observed Fisher information.

However, as will be shown in this paper, this turns out not necessarily to be the case in general for incomplete data when the MLE is derived using the EM algorithm Dempster et al.(1977).

1.1. Research contribution. This paper proposes a slightly different approach in deriving a consistent (sandwich) estimator of the asymptotic covariance matrix of MLE when using the EM algorithm. The approach starts with formulating a criterion function by which the MLE is considered as an M-estimator (van der Vaart, 2000) maximizing the sample average of the conditional expectation of the log-likelihood of each complete data given its partial observation. Note that such function was not discussed in van der Vaart (2000). This paper offers at least three contributions.

First, under certain regularity conditions on the log-likelihood function, an *EM-Gradient* scoring equation is derived. The equation expresses an explicit relationship between the MLE, the true parameter, inverse complete-data information, and the incomplete-data score function under the true parameter. The equation also appeared in Meilijson (1989) and Lange (1995) in a slightly different form in which the authors replaced the MLE and the true parameter by the two consecutive updates in the EM algorithm. Meilijson (1989) replaced the observed-data score function by the second term in the first order Taylor expansion of the EM-update criterion function in the M-step of the EM algorithm. Based on the equation, an explicit form of the MLE and its \sqrt{n} -limiting distribution are derived. The asymptotic covariance matrix replaces the Fisher information by a new one in the sandwich form between the inverse Fisher information of complete data and Fisher information of incomplete data. In general, it is smaller than the inverse of the latter in the sense

of Loewner partial ordering. A consistent sandwich estimator of the covariance matrix is derived. The new estimator is different from that of given by Freedman (2006) and Little and Rubin (2020).

Secondly, the paper derives an explicit observed Fisher information matrix. In its new form, the matrix is slightly different from the one given by Louis (1982) general matrix formula. Its main differences with the latter is that it simplifies the calculation of conditional expectation of the outer product of the complete-data score function appeared in Louis' paper. And most importantly, it directly verifies consistency of the observed information to the expected Fisher information as the sample size increases. In addition, an estimator of the complete-data information matrix is also derived. The two estimators of information matrices are used to develop the sandwich estimator.

Finally, the paper presents recursive equations for the MLE and for the computation of sandwich covariance matrix estimator. The former is derived based on the EM-Gradient scoring equation. It corresponds to the gradient algorithm of Lange (1995) which has quadratic convergence compared to the linear convergence in the EM algorithm. The algorithm for sandwich estimator converges asymptotically to the inverse of true covariance matrix, where the convergence is monotone.

Some concrete examples on parameter estimation of a regime-switching conditional Markov jump processes proposed recently in Surya (2021) are considered to exemplify the main results.

1.2. Organization of the paper. This paper is organized as follows. The main results and contributions of this paper are presented in Section 2. A series of simulation studies are discussed in Section 3 to verify the results of Section 2. Section 4 concludes this paper. Details of derivation of the observed Fisher information of complete and incomplete data is deferred to Appendix.

2. THE MAIN RESULTS

Let X and Y be two random vectors defined on the same probability space $(\Omega, \mathcal{F}, \mathbb{P})$. Denote by $(\mathcal{X}, \mathcal{S})$ and $(\mathcal{Y}, \mathcal{T})$ the corresponding measurable state spaces of X and Y and by $T : \mathcal{X} \rightarrow \mathcal{Y}$ a many-to-one mapping from \mathcal{X} to \mathcal{Y} . Suppose that the complete-data vector $x \in \mathcal{X}$ is only partially observed through incomplete-data vector $y = T(x)$ in \mathcal{Y} . Assume that there exist probability density functions $f_c(x|\theta)$ and $f_o(y|\theta)$ corresponding to the complete data $x \in \mathcal{X}$ and its incomplete observation $y \in \mathcal{Y}$. Here θ represents a vector of parameters in non-empty parameter space Θ which characterizes the distribution of X . Define $\mathcal{X}(y) = \{x \in \mathcal{X} : T(x) = y\} \in \mathcal{S}$. It follows that

$$(1) \quad f_o(y|\theta) = \int_{\mathcal{X}(y)} f_c(x|\theta) \lambda(dx),$$

where λ is a finite measure on \mathcal{S} , absolutely continuous with respect to the probability distribution $\mathbb{P} \circ X^{-1}$ with the density function $f_c(x|\theta)$ (the Radon-Nikodym derivative). See e.g. Halmos and Savage (1949) for details. Following the identity (1), the conditional probability density function $f(x|y, \theta)$ of the complete-data X given its incomplete observation Y is therefore given by

$$(2) \quad f(x|y, \theta) = \frac{f_c(x|\theta)}{f_o(y|\theta)}.$$

Suppose that a complete data X_1, \dots, X_n were generated independently from the density $f_c(x|\theta)$ under a pre-specified and unknown parameter value $\theta^0 \in \Theta$. For the purpose of formality we assume that the parameter set Θ is compact, and that each outcome X^k , $k = 1, \dots, n$ is only partially available given by an incomplete-data vector $Y^k = T(X^k)$. We are interested in estimating the true value θ^0 based on the incomplete observation $\{Y^k, k = 1, \dots, n\}$, using a criterion function

$$(3) \quad M_n(\theta) = \frac{1}{n} \sum_{k=1}^n \mathbb{E} \left[\log f_c(X^k|\theta) | Y^k, \theta^0 \right],$$

where $\mathbb{E}[\bullet|\theta^0]$ refers to the expectation operator associated with the underlying probability measure $\mathbb{P}\{\bullet|\theta^0\}$ from which the complete-data $\{X^k : 1 \leq k \leq n\}$ were generated under θ^0 . Note that the

criterion function $M_n(\theta)$ is defined slightly different from the common EM criterion function $Q(\theta|\theta^\ell)$ used in the M-step of the EM algorithm to update a current estimate θ^ℓ . Unlike the latter, $M_n(\theta)$ emphasizes θ as the parameter, whilst θ^0 as a specified value. Furthermore, it is scaled by n^{-1} .

Without loss of generality, we assume throughout the remaining of this paper that the log-likelihood function $\log f_c(x|\theta)$ is twice continuously differentiable w.r.t the model parameter θ .

Assumption 1. *In the sequel below we assume that the following regularity conditions hold $\forall \theta \in \Theta$:*

$$(A1) \quad \frac{1}{n} \sum_{k=1}^n \mathbb{E} \left[\left\| \frac{\partial^m \log f_c(X^k|\theta)}{\partial \theta^m} \right\| \middle| Y^k, \theta^0 \right] < \infty, \quad \text{for } m = 0, 1, 2,$$

where for $n = 1$ (resp. $n = 2$) we assume that each element of the gradient (resp. matrix), i.e., the conditional expectation of the derivative $\frac{\partial \log f_c(X^k|\theta)}{\partial \theta_i}$ (resp. $\frac{\partial^2 \log f_c(X^k|\theta)}{\partial \theta_i \partial \theta_j}$), for $\theta_i, \theta_j \in \theta$, is finite (resp. invertible). In addition to (A1), we also assume an additional regularity condition:

$$(A2) \quad \frac{1}{n} \sum_{k=1}^n \mathbb{E} \left[\sup_{\theta \in \Theta} \left| \log f_c(X^k|\theta) - \mathbb{E} \left[\log f_c(X^k|\theta) \middle| \theta^0 \right] \right| \middle| Y^k, \theta^0 \right] \xrightarrow{\mathbb{P}} 0,$$

for a given true parameter value $\theta^0 \in \Theta$, as the sample size n increases.

From (3) and the result of Proposition 1, it follows that $M'_n(\theta^0) = \frac{1}{n} \sum_{k=1}^n \frac{\partial}{\partial \theta} \log f_o(Y^k|\theta^0)$, i.e., the score function of the observed (incomplete) data $\{Y^k\}_{k \geq 1}$. Therefore, the maximum likelihood estimate $\hat{\theta}_n^0$ of the true value θ^0 is determined as a solution of the systems of equations

$$(4) \quad M'_n(\hat{\theta}_n^0) = 0.$$

In view of the EM algorithm, the E-step is concerned with the valuation of conditional expectation $\mathbb{E}[\log f_c(X^k|\theta)|\theta^0]$ (3) given initial parameter value θ^0 . In the M-step, the update $\hat{\theta}_n^0$ is found by maximizing the criterion function $M_n(\theta)$, i.e., $\hat{\theta}_n^0$ is set to be a solution of (4). If the derivative function $M'_n(\theta)$ is invertible, the solution $\hat{\theta}_n^0$ of (4) can be written as $\hat{\theta}_n^0 = [M'_n]^{-1}(0)$. An estimator $\hat{\theta}_n^0$ which maximizes the criterion function $M_n(\theta)$ over Θ is referred to as the M -estimator. See Ch. 5 of van der Vaart (2000). However, among other things than the maximum likelihood criterion $n^{-1} \sum_{k=1}^n \log f_c(X^k|\theta)$ discussed in van der Vaart (2000), such criterion (3) is not mentioned.

If the derivative function $M'_n(\theta)$ is not invertible, the problem (4) can be solved iteratively by applying the mean value theorem to $M'_n(\theta)$. The following result plays an important role in deriving \sqrt{n} -consistent limiting normal distribution of $\hat{\theta}_n^0$, its asymptotic covariance matrix and sandwich estimator, and recursive equations for the EM estimator $\hat{\theta}_n^0$ and for the sandwich estimator.

Proposition 1. *Under Assumption 1 and by twice continuously differentiability of the complete-data log-likelihood function $\theta \rightarrow \log f_c(x|\theta)$, there exists $\theta^0 \leq \tilde{\theta} \leq \hat{\theta}_n^0$ in Θ such that*

$$(5) \quad \hat{\theta}_n^0 = \theta^0 - \left(\frac{1}{n} \sum_{k=1}^n \mathbb{E} \left[\frac{\partial^2 \log f_c(X^k|\tilde{\theta})}{\partial \theta^2} \middle| Y^k, \theta^0 \right] \right)^{-1} \frac{1}{n} \sum_{k=1}^n \mathbb{E} \left[\frac{\partial \log f_c(X^k|\theta^0)}{\partial \theta} \middle| Y^k, \theta^0 \right].$$

Proof. By Assumption 1 and twice continuous differentiability of the function $M_n(\theta)$ (3), the mean value theorem applied to $M_n(\hat{\theta}_n^0)$ around θ^0 states the existence of $\theta^0 \leq \tilde{\theta} \leq \hat{\theta}_n^0$ such that

$$0 = M'_n(\hat{\theta}_n^0) = M'_n(\theta^0) + M''_n(\tilde{\theta})(\hat{\theta}_n^0 - \theta^0),$$

from which the result (5) follows after solving the equation for $\hat{\theta}_n^0$ and using the expression (3). ■

Remark 1. *It follows from (5) that at the convergence, the estimator $\hat{\theta}_n^0$ solves the equation (4) which can be verified by inserting $\theta^0 = \hat{\theta}_n^0$ in (5). Thus, $\hat{\theta}_n^0$ coincides with the EM estimator of θ^0 .*

In this paper, the estimator $\widehat{\theta}_n^0$ is derived based on (5). See the recursive equation (13) for the estimation algorithm. For this reason, we specifically refer to $\widehat{\theta}_n^0$ as the *EM-Gradient estimator*.

By the regularity condition (A1) and independence of the incomplete-data $\{Y^k : k = 1, \dots, n\}$,

$$M_n(\theta) \xrightarrow{\mathbb{P}} M(\theta) = \mathbb{E} [\log f_c(X|\theta) | \theta^0], \quad \text{for every } \theta \in \Theta,$$

In fact (A2) gives a stronger condition for uniform convergence of the sequence $\{M_n(\theta)\}_{n \geq 1}$ to $M(\theta)$, i.e., $\sup_{\theta \in \Theta} |M_n(\theta) - M(\theta)| \xrightarrow{\mathbb{P}} 0$ as n increases. See Theorem 5.7 in van der Vaart (2000).

The result below shows that the true value θ^0 is the global maximum of the function $M(\theta)$.

Lemma 1. *For a given $\theta^0 \in \Theta$, $M(\theta) \leq M(\theta^0)$ for all $\theta \in \Theta$ with $M'(\theta^0) = 0$.*

The results above verify the consistency conditions for the M -estimator in Theorem 5.7 in van der Vaart [25]. Therefore, they will be used to establish the consistency of $\widehat{\theta}_n^0$ in Theorem 2 below.

Proof. The proof follows from concavity of log-function and application of Jensen's inequality, i.e.,

$$M(\theta) - M(\theta^0) = \mathbb{E} \left[\log \left(\frac{f_c(X|\theta)}{f_c(X|\theta^0)} \right) \middle| \theta^0 \right] \leq \log \mathbb{E} \left[\frac{f_c(X|\theta)}{f_c(X|\theta^0)} \middle| \theta^0 \right] = 0,$$

where the last equality is due to the fact that the likelihood ratio $\frac{f_c(X|\theta)}{f_c(X|\theta^0)}$ corresponds to the Radon-Nikodym derivative of changing the underlying probability measure from $\mathbb{P}\{\bullet|\theta^0\}$ to $\mathbb{P}\{\bullet|\theta\}$ which results in $\mathbb{E} \left[\frac{f_c(X|\theta)}{f_c(X|\theta^0)} \middle| \theta^0 \right] = 1$. $M'(\theta^0) = 0$ follows from (A1) and $\mathbb{E} \left[\frac{\partial \log f_c(X|\theta)}{\partial \theta} \middle| \theta^0 \right]_{\theta=\theta^0} = 0$. ■

By Bayes' formula, the following result holds for all $\theta_i \in \theta$. The result is needed to show that $\widehat{\theta}_n^0$ corresponds to the MLE of the true parameter θ^0 and to derive observed Fisher information.

Proposition 2. *For a given incomplete data Y , it holds true for any $\theta_i \in \theta$ that*

$$(6) \quad \frac{\partial \log f_o(Y|\theta)}{\partial \theta_i} = \mathbb{E} \left[\frac{\partial \log f_c(X|\theta)}{\partial \theta_i} \middle| Y, \theta \right].$$

The EM-estimator $\widehat{\theta}$ solving the equation $M'_n(\theta^0) = 0$ coincides with the MLE, i.e.,

$$\frac{\partial \log f_o(Y|\theta)}{\partial \theta} = \sum_{k=1}^n \frac{\partial \log f_o(Y^k|\theta)}{\partial \theta} = 0 \quad \text{at } \theta = \widehat{\theta}.$$

Proof. From the conditional density (2) of complete data X given its incomplete observation Y ,

$$\begin{aligned} \mathbb{E} \left[\frac{\partial \log f_c(X|\theta)}{\partial \theta_i} \middle| Y = y, \theta \right] &= \int_{\mathcal{X}(y)} \frac{\partial \log f_c(x|\theta)}{\partial \theta_i} f(x|y, \theta) \lambda(dx) \\ &= \int_{\mathcal{X}(y)} \frac{\partial f_c(x|\theta)}{\partial \theta_i} \frac{f(x|y, \theta)}{f_c(x|\theta)} \lambda(dx) \\ &= \frac{1}{f_o(y|\theta)} \int_{\mathcal{X}(y)} \frac{\partial f_c(x|\theta)}{\partial \theta_i} \lambda(dx) \\ &= \frac{1}{f_o(y|\theta)} \frac{\partial}{\partial \theta_i} \int_{\mathcal{X}(y)} f_c(x|\theta) \lambda(dx) \end{aligned}$$

from which we arrive at the first claim on account of (1). The second claim is due to (6). ■

In the section below, large sample properties of the MLE $\widehat{\theta}_n^0$ as the EM estimator are presented. For the observed information matrix $J(\theta^0)$, we denote by $J(\theta_i^0, \theta_j^0)$ the (i, j) -element of $J(\theta^0)$.

2.1. Asymptotic properties of the MLE $\hat{\theta}_n^0$ and the sandwich estimator.

Theorem 1. Let $I_p(\theta^0)$ and $I_c(\theta^0)$ denote respectively the expected Fisher information matrix under the true value θ^0 for incomplete data Y and complete data X , subsequently defined by

$$I_p(\theta^0) = -\mathbb{E} \left[\frac{\partial^2 \log f_o(Y|\theta)}{\partial \theta^2} \Big| \theta \right]_{\theta=\theta^0} \quad \text{and} \quad I_c(\theta^0) = -\mathbb{E} \left[\frac{\partial^2 \log f_c(X|\theta)}{\partial \theta^2} \Big| \theta \right]_{\theta=\theta^0}.$$

The expected information matrices $I_p(\theta^0)$ and $I_c(\theta^0)$ are consistently estimated respectively by

$$\begin{aligned} J_p(\theta_i^0, \theta_j^0) &= -\frac{1}{n} \sum_{k=1}^n \mathbb{E} \left[\frac{\partial^2 \log f_c(X^k|\theta)}{\partial \theta_i \partial \theta_j} \Big| Y^k, \theta \right]_{\theta=\theta^0} \\ &\quad - \frac{1}{n} \sum_{k=1}^n \mathbb{E} \left[\left(\frac{\partial \log f_c(X^k|\theta)}{\partial \theta_i} \right) \left(\frac{\partial \log f_c(X^k|\theta)}{\partial \theta_j} \right) \Big| Y^k, \theta \right]_{\theta=\theta^0} \\ &\quad + \frac{1}{n} \sum_{k=1}^n \mathbb{E} \left[\frac{\partial \log f_c(X^k|\theta)}{\partial \theta_i} \Big| Y^k, \theta \right] \mathbb{E} \left[\frac{\partial \log f_c(X^k|\theta)}{\partial \theta_j} \Big| Y^k, \theta \right]_{\theta=\theta^0}, \end{aligned} \tag{7}$$

and

$$J_c(\theta_i^0, \theta_j^0) = -\frac{1}{n} \sum_{k=1}^n \mathbb{E} \left[\left(\frac{\partial^2 \log f_c(X^k|\theta)}{\partial \theta_i \partial \theta_j} \right) \Big| Y^k, \theta \right]_{\theta=\theta^0}. \tag{8}$$

Proof: See Appendix A for details of the proof and derivation. ■

Remark 2. The observed Fisher information $J_p(\theta^0)$ (7) takes a slightly different form than the Louis (1982) general matrix formula. The main differences with the latter is that it simplifies the calculation of conditional expectation of the outer product of the complete-data score function appeared in the Louis' formula. And most notably, it directly verifies the asymptotic consistency of $J_p(\theta^0)$ to the expected Fisher information $I_p(\theta^0)$ of the observed data as the sample size n increases.

Theorem 2 (Asymptotic properties and the sandwich estimator). Under Assumption 1,

(i) The EM estimator $\hat{\theta}_n^0$ specifies the consistent estimate of θ^0 , i.e., $\hat{\theta}_n^0 \xrightarrow{\mathbb{P}} \theta^0$.

(ii) Furthermore, it has the \sqrt{n} -consistent limiting normal distribution

$$\sqrt{n}(\hat{\theta}_n^0 - \theta^0) \sim N(0, \Sigma(\theta^0)), \tag{9}$$

where

$$\Sigma(\theta^0) = I_c^{-1}(\theta^0) I_p(\theta^0) I_c^{-1}(\theta^0).$$

(iii) The asymptotic covariance matrix Σ is estimated by the sandwich estimator

$$\hat{\Sigma}_n(\theta^0) = J_c^{-1}(\theta^0) J_p(\theta^0) J_c^{-1}(\theta^0). \tag{10}$$

Proof: [(i)] Consistency of the MLE $\hat{\theta}_n^0$ can be verified in three different ways. *First*, by (A1) and bounded convergence theorem, it follows that $M'_n(\theta) \xrightarrow{\mathbb{P}} M'(\theta)$ for every $\theta \in \Theta$. On account that $\hat{\theta}_n^0$ solves the equation $M'_n(\hat{\theta}_n^0) = 0$ and that θ^0 is the global maximum of $M(\theta)$ satisfying $M'(\theta^0) = 0$, $\hat{\theta}_n^0 \xrightarrow{\mathbb{P}} \theta^0$ holds by continuity of $M'(\theta)$. *Secondly*, the convergence $\hat{\theta}_n^0 \xrightarrow{\mathbb{P}} \theta^0$ follows from (5), (A1) and bounded convergence theorem. To be more precise, by identity (A1) and the convexity of absolute function $|\bullet|$ it follows from Jensen's inequality that $\frac{1}{n} \sum_{k=1}^n \left| \frac{\partial \log f_o(Y^k|\theta^0)}{\partial \theta} \right| < \infty$, and hence by identity (6) and independence of $\{Y^k\}_{k \geq 1}$, $\frac{1}{n} \sum_{k=1}^n \frac{\partial \log f_o(Y^k|\theta^0)}{\partial \theta} \xrightarrow{\mathbb{P}} \mathbb{E} \left[\frac{\partial \log f_o(Y|\theta^0)}{\partial \theta} \Big| \theta^0 \right] = 0$ which results following (5) in having the claimed convergence. *Finally*, a stronger convergence $\hat{\theta}_n^0 \xrightarrow{\mathbb{P}} \theta^0$ follows from the imposed assumption (A2), Lemma 1, and Theorem 5.7. in van der Vaart (2000).

[(ii)] The asymptotic normality of $\widehat{\theta}_n^0$ is established following the identity (5):

$$\sqrt{n}(\widehat{\theta}_n^0 - \theta^0) = -[M_n''(\widetilde{\theta})]^{-1} \sqrt{n} M_n'(\theta^0).$$

By consistency of $\widehat{\theta}_n^0, \widetilde{\theta} \rightarrow \theta^0$ as n increases. Hence, by independence of $\{Y^k\}$, $M_n''(\widetilde{\theta}) \xrightarrow{\mathbb{P}} -I_c(\theta^0)$ and by the identity (6) and the above arguments in the second part of the proof of [(i)], we have $M_n'(\theta^0) = \frac{1}{n} \sum_{k=1}^n \frac{\partial \log f_o(Y^k|\theta^0)}{\partial \theta} \xrightarrow{\mathbb{P}} \mathbb{E} \left[\frac{\partial \log f_o(Y|\theta^0)}{\partial \theta} \middle| \theta^0 \right] = 0$. By applying Theorem 2.7 in van der Vaart (2000) and using (6), $-[M_n''(\widetilde{\theta})]^{-1} \sqrt{n} M_n'(\theta^0)$ has the same asymptotic distribution as

$$I_c^{-1}(\theta^0) \sqrt{n} \left(\frac{1}{n} \sum_{k=1}^n \frac{\partial \log f_o(Y^k|\theta^0)}{\partial \theta} - \mathbb{E} \left[\frac{\partial \log f_o(Y|\theta^0)}{\partial \theta} \middle| \theta^0 \right] \right).$$

The assertion of the claim follows from multivariate central limit theorem: the above has asymptotic multivariate normal distribution with mean zero and covariance matrix $I_c^{-1}(\theta^0) I_p(\theta^0) I_c^{-1}(\theta^0)$.

(iii) The claim follows from applying the result of Theorem 1. This ends the proof. ■

Remark 3. *In contrast to the existing asymptotic covariance of the EM estimator, see the aforementioned references, the covariance matrix $\Sigma(\theta^0)$ does not involve the inverse of expected Fisher information $I_p(\theta^0)$ whose estimate $J_p(\theta^0)$ can be difficult to evaluate and inverted, unlike $J_c(\theta^0)$.*

As we will see in the simulation study, the information matrix $J_c(\theta^0)$ is mostly of diagonal type which is therefore easy to invert. The result below shows that the covariance matrix $\Sigma(\theta^0)$ gives smaller standard errors of $\widehat{\theta}_0^0$ than that of provided by the inverse Fisher information $I_p^{-1}(\theta^0)$.

Proposition 3. *Suppose that the expected Fisher information $I_p(\theta^0)$ is positive definite for every $\theta^0 \in \Theta$. Then, the asymptotic covariance matrix $\Sigma(\theta^0)$ satisfies the Loewner partial ordering*

$$(11) \quad 0 < \Sigma(\theta^0) \leq I_p^{-1}(\theta^0),$$

i.e., the covariance matrix $\Sigma(\theta^0)$ is smaller than the Cramér-Rao lower bound $I_p^{-1}(\theta^0)$.

Proof. Since the matrix $I_{x|y}(\theta^0) = \mathbb{E} \left[-\frac{\partial^2 \log f(X|Y, \theta^0)}{\partial \theta^2} \middle| \theta^0 \right]$ is the Fisher information, it follows that $I_{x|y}(\theta^0)$ is nonnegative definite and therefore from (2) yields $I_c(\theta^0) \geq I_p(\theta^0) > 0$ in the sense of Loewner partial ordering. This inequality corresponds to the resulting information loss presenting in the incomplete-data Y , see Blahut (1987). The inequality implies that $I_c(\theta^0)$ is also positive definite. The claim is established on account that every positive definite matrix is invertible and the inverse is again positive definite, by Theorem 7.2.1 on p. 438 of Horn and Johnson (2013). To be more precise, if $I_c(\theta^0) \geq I_p(\theta^0) > 0$, then by Corollary 7.7.4(a) of Horn and Johnson (2013),

$$(12) \quad 0 < I_c^{-1}(\theta^0) \leq I_p^{-1}(\theta^0).$$

As $I_c^{-1}(\theta^0), I_p(\theta^0)$ are positive definite, $0 < \Sigma(\theta^0) = I_c^{-1}(\theta^0) I_p(\theta^0) I_c^{-1}(\theta^0) \leq I_c^{-1}(\theta^0) \leq I_p^{-1}(\theta^0)$. ■

Remark 4. *Freedman (2006) and Little and Rubin (2020) discuss a sandwich estimator $\widehat{\Sigma}_n$ for the covariance matrix Σ in the context of model misspecification. Their sandwich estimator takes of the form $\widehat{C}_n(\theta^0) = J_p^{-1}(\theta^0) K_n(\theta^0) J_p^{-1}(\theta^0)$ where the observed information $J_p^{-1}(\theta^0)$ is represented by the Louis (1982) matrix formula, whereas the (i, j) -element of the matrix $K_n(\theta^0)$ is defined by*

$$K_n(\theta_i^0, \theta_j^0) = \sum_{k=1}^n \frac{\partial \log f_o(Y^k|\theta^0)}{\partial \theta_i} \frac{\partial \log f_o(Y^k|\theta^0)}{\partial \theta_j} + \sum_{k=1}^n \sum_{\ell \neq k}^n \frac{\partial \log f_o(Y^k|\theta^0)}{\partial \theta_i} \frac{\partial \log f_o(Y_\ell|\theta^0)}{\partial \theta_j}.$$

By independence of incomplete-data $\{Y^k\}_{k \geq 1}$ and the fact that $\mathbb{E} \left[\frac{\partial \log f_o(Y|\theta^0)}{\partial \theta} \middle| \theta^0 \right] = 0$, it is straightforward to see that $n^{-1} K_n(\theta_i^0, \theta_j^0)$ converges to the Fisher information $I_p(\theta^0)$, so does $n^{-1} \widehat{C}_n(\theta^0)$. Thus, the estimator $\widehat{\Sigma}_n$ (10) is different from Freedman (2006) and Little and Rubin (2020).

2.2. Recursive algorithm for obtaining the EM estimator $\hat{\theta}_n^0$. The algorithm is derived from (5) by replacing $\tilde{\theta}$ by θ^0 . The replacement is justified by the fact that $\theta^0 \leq \tilde{\theta} \leq \hat{\theta}_n^0$ and that $\hat{\theta}_n^0 \xrightarrow{\mathbb{P}} \theta^0$. By doing so, θ^0 represents a current estimate $\hat{\theta}_n^\ell$, whereas the update $\hat{\theta}_n^{\ell+1}$ is $\hat{\theta}_n^0$. Thus,

$$(13) \quad \hat{\theta}_n^{\ell+1} = \hat{\theta}_n^\ell - \left(\frac{1}{n} \sum_{k=1}^n \mathbb{E} \left[\frac{\partial^2 \log f_c(X^k | \hat{\theta}_n^\ell)}{\partial \theta^2} \middle| Y^k, \hat{\theta}_n^\ell \right] \right)^{-1} \frac{1}{n} \sum_{k=1}^n \mathbb{E} \left[\frac{\partial \log f_c(X^k | \hat{\theta}_n^\ell)}{\partial \theta} \middle| Y^k, \hat{\theta}_n^\ell \right].$$

The recursive equation corresponds to the *EM-Gradient algorithm* proposed by Lange (1995). The recursion provides the fastest Newton-Raphson algorithm for solving the M-step iteratively which has quadratic convergence compared to the linear convergence in the EM algorithm. See Wu (1983) for the convergence properties of the EM algorithm. The EM-Gradient algorithm (13) yields an estimate for θ^0 which serves as the lower bound to that of given by the incomplete-data Fisher scoring method, see for e.g. Osborne (1992), McLachlan and Krishnan (2008) and Takai (2020), whose asymptotic covariance matrix is given by the inverse expected Fisher information $I_p^{-1}(\theta^0)$. It follows from (13) that at its convergence when $\|\hat{\theta}_n^{\ell+1} - \hat{\theta}_n^\ell\| < \varepsilon$, $\hat{\theta}_n^\ell$ is getting closer to the MLE.

The EM-Gradient algorithm.

- (i) **[Initial step]** Set an initial value of the true parameter θ^0 .
- (ii) **E-step**, after ℓ th iteration, evaluate using the current estimate $\hat{\theta}_n^\ell$ the expectations

$$\mathbb{E} \left[\frac{\partial \log f_c(X^k | \hat{\theta}_n^\ell)}{\partial \theta} \middle| Y^k, \hat{\theta}_n^\ell \right] \quad \text{and} \quad \mathbb{E} \left[\frac{\partial^2 \log f_c(X^k | \hat{\theta}_n^\ell)}{\partial \theta^2} \middle| Y^k, \hat{\theta}_n^\ell \right].$$

- (iii) **M-step**, get an update $\hat{\theta}_n^{\ell+1}$ using the identity (13) and the current estimate θ^ℓ .
- (iv) Stop if $\|\hat{\theta}_n^{\ell+1} - \hat{\theta}_n^\ell\| < \varepsilon$, with $\varepsilon > 0$. Otherwise, go back to (ii) and replace $\hat{\theta}_n^\ell$ by $\hat{\theta}_n^{\ell+1}$.

2.3. Recursive algorithm for the sandwich covariance estimator $\hat{\Sigma}_n$. Motivated by the work of Hero and Fessler (1994) on recursive estimation of the inverse expected Fisher information $I_p^{-1}(\theta^0)$ (the Cramér-Rao lower bound for unbiased MLE), the result below presents recursive equations for the asymptotic covariance matrix $\Sigma(\theta^0)$ (9) and its sandwich estimator $\hat{\Sigma}(\theta^0)$ (10).

Theorem 3. Assume that the Fisher information $I_p(\theta^0)$ is positive definite for $\theta^0 \in \Theta$. Let $\{V_\ell\}_{\ell \geq 0}$ be a sequence of $(p \times p)$ -matrices, with $p = |\theta^0|$, and $V_0 = 0$ satisfying the recursive equation:

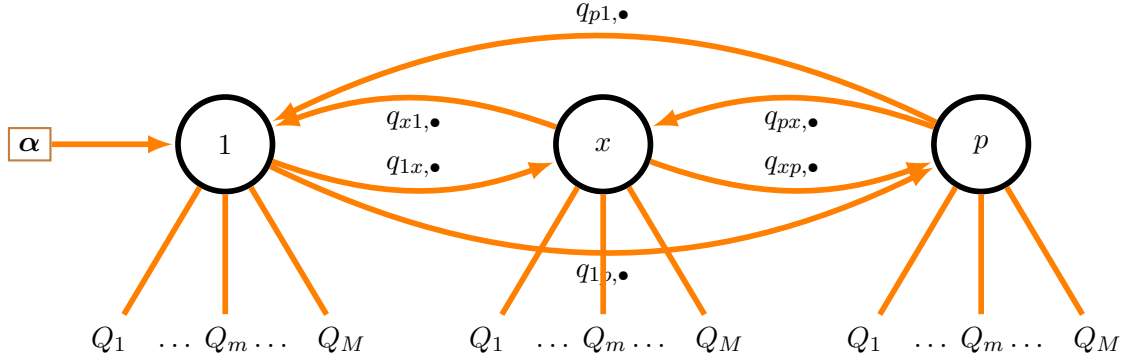
$$V_{\ell+1} = K(\theta^0)V_\ell + I_c(\theta^0), \quad \text{with } K(\theta^0) = [I - I_p(\theta^0)I_c^{-1}(\theta^0)].$$

- (i) Then, $\{V_\ell\}_{\ell \geq 1}$ converges asymptotically to Σ^{-1} with root of convergence $\rho(K(\theta^0))$. Furthermore, the convergence is monotone in the sense that $V_\ell < V_{\ell+1} \leq V$ for $n = 0, 1, \dots$
- (ii) The inverse Σ^{-1} of the asymptotic covariance matrix Σ is estimated iteratively by a sequence of $(p \times p)$ -matrices $\{\hat{V}_\ell\}_{\ell \geq 1}$, with $\hat{V}_0 = 0$, satisfying the recursive equation:

$$(14) \quad \hat{V}_{\ell+1} = \hat{K}(\theta^0)\hat{V}_\ell + J_c(\theta^0), \quad \text{with } \hat{K}(\theta^0) = [I - J_p(\theta^0)J_c^{-1}(\theta^0)].$$

Proof: [(i)] Given that $I_p(\theta^0)$ is positive definite, it follows from (12) that $0 < I_p(\theta^0)I_c^{-1}(\theta^0) < I$. Notice that we strictly assume here $I_p(\theta^0) \neq I_c(\theta^0)$ for a given $0 \neq \theta^0 \in \Theta$. Therefore, all eigenvalues of $I - I_p(\theta^0)I_c^{-1}(\theta^0)$ are positive and strictly less than one. See Corollary 1.3.4 in Horn and Johnson (2013). By Corollary 5.6.16 of the latter book geometric series expansion to $V = \Sigma^{-1}$ leads to

$$V = [I - I_c(\theta^0)(I_c^{-1}(\theta^0) - \Sigma(\theta^0))]^{-1} I_c(\theta^0) = \left(\sum_{\ell=0}^{\infty} [I - I_c(\theta^0)\Sigma(\theta^0)]^\ell \right) I_c(\theta^0).$$

FIGURE 1. State diagram of RSCMJP process with M speed regimes $\{Q_m\}$.

Since all eigenvalues of $I - I_p(\theta^0)I_c^{-1}(\theta^0)$ are positive and strictly less than one, we then obtain

$$\begin{aligned} V_{\ell+1} - V &= [I - I_p(\theta^0)I_c^{-1}(\theta^0)]V_\ell + I_c(\theta^0) - V \\ &= [I - I_p(\theta^0)I_c^{-1}(\theta^0)][V_\ell - V] \rightarrow 0 \quad \text{as } \ell \rightarrow \infty, \end{aligned}$$

with root of convergence factor given by the maximum absolute eigenvalues of $I - I_p(\theta^0)I_c^{-1}(\theta^0)$. Thus, $\{V_\ell\}_{\ell \geq 1}$ converges to V as $\ell \rightarrow \infty$. To show the convergence is monotone, recall that

$$\begin{aligned} V_{\ell+1} - V_\ell &= [I - I_p(\theta^0)I_c^{-1}(\theta^0)][V_\ell - V_{\ell-1}] \\ &= [I - I_p(\theta^0)I_c^{-1}(\theta^0)]^\ell [V_1 - V_0] \\ &= [I - I_p(\theta^0)I_c^{-1}(\theta^0)]^\ell I_c(\theta^0) > 0, \end{aligned}$$

which is positive definite by Corollary 7.7.4(a) of Horn and Johnson (2013) and (12).

[(ii)] The proof follows from applying the result of Theorems 1 and 2. This ends the proof. ■

3. SIMULATION STUDY: REGIME-SWITCHING CONDITIONAL MARKOV JUMP PROCESS

To exemplify the results of Section 3, we consider maximum likelihood estimation of the distribution parameters of a regime-switching conditional Markov jump process (RSMJP) $X = \{X_t : t \geq 0\}$ introduced recently in Surya (2021). RSMJP is a generalization of the Markov jump process (for e.g. Norris, 2009) and has distributional equivalent stochastic representation with the general mixture of Markov jump processes proposed in Frydman and Surya (2021). It allows the process to switch the transition rates from a finite number of transition matrices $Q_m = (q_{xy,m} : x, y \in \mathbb{S})$, $m = 1, \dots, M$ when it moves from any phase x of the state space $\mathbb{S} = \{1, \dots, p\}$, with $1 < p \in \mathbb{N}$, to another state $y \in \mathbb{S}$ with switching probability depending on the current state, time and its past information. The latter summarizes observable quantities of X concerning the number of transitions N_{xy} between states $(x, y) \in \mathbb{S}$, occupation time T_x in each state $x \in \mathbb{S}$, and initial state indicator B_x having value one if $X_0 = x$, or zero otherwise. Figure 1 depicts the transition diagram of X . Beside the transition matrices $\{Q_m : m = 1, \dots, M\}$, the distribution of X is characterized by an initial probability α with $\alpha_x = \mathbb{P}\{X_0 = x\}$ satisfying $\sum_{x=1}^p \alpha_x = 1$, and regime-switching probability $\phi_{x,m} = \mathbb{P}\{X_0 = X_0^{(m)} | X_0 = x\}$, i.e., the probability of making an initial transition w.r.t a Markov jump process $X^{(m)} = \{X_t^{(m)} : t \geq 0\}$, with transition matrix Q_m , starting from a state $x \in \mathbb{S}$. Note that the regime-switching probabilities $\{\phi_{x,m} : x \in \mathbb{S}, 1 \leq m \leq M\}$ are subject to the constraint $\sum_{m=1}^M \phi_{x,m} = 1$ for each $x \in \mathbb{S}$. As the underlying Markov processes $(X^{(m)}, Q_m)$, $m = 1, \dots, M$ are defined on the same state space \mathbb{S} , there is a hidden information Φ regarding which underlying Markov process that drives the movement of X when it makes a jump from one state to another. The random variable Φ has a multinomial distribution with $\mathbb{P}\{\Phi = m\} = p_m$

and $\sum_{m=1}^M p_m = 1$. Define $\Phi_m = \mathbf{1}_{\{\Phi=m\}}$. The pair (X, Φ) accounts for complete observation of RSMJP. Consider n independent sample paths $\{X^k : k = 1, \dots, n\}$ of X (generated data or real dataset). Following Surya (2021), the log-likelihood of all realized sample paths $\mathcal{X} = \bigcup_{k=1}^n X^k$ is

$$\log f_o(\mathcal{X}|\theta) = \log \prod_{k=1}^n \sum_{m=1}^M f_c(X^k, \Phi^k = m|\theta)$$

where the log-likelihood $f_o(X^k, \Phi^k|\theta)$ of a complete information $\{(X^k, \Phi^k) : k = 1, \dots, K\}$ is

$$\begin{aligned} \log f_c(X^k, \Phi^k|\theta) &= \sum_{x=1}^p B_x^k \log \alpha_x + \sum_{m=1}^M \sum_{x=1}^p \Phi_{k,m} B_x^k \log \phi_{x,m} \\ &+ \sum_{m=1}^M \sum_{x=1}^p \sum_{y \neq x, y=1}^p \left[\Phi_{k,m} N_{xy}^k \log q_{xy,m} - q_{xy,m} \Phi_{k,m} T_x^k \right]. \end{aligned}$$

Note that N_{xy}^k , T_x^k and B_x^k are the respective observable quantities for the k th sample path X^k . It follows from the log-likelihood function $\log f_o(\mathcal{X}|\theta)$ that α_x can be estimated separately by

$$\hat{\alpha}_x = \frac{1}{n} \sum_{k=1}^n B_x^k.$$

As it does not involve the hidden information Φ , it is therefore excluded from estimation of the other parameters $\theta^0 = (\phi_{x,m}^0, q_{xy,m}^0 : x, y \in \mathbb{S}, 1 \leq m \leq M)$. We are interested in applying (5) and the EM-Gradient algorithm to derive an explicit form of the MLE $\hat{\theta}_n^0$ and to evaluate it iteratively.

3.1. Finding the MLE $\hat{\theta}_n^0$ from the EM-Gradient equation (5). From the complete-data log-likelihood $\log f_c(X^k, \Phi^k|\theta)$ and on account of the constraint $\sum_{m=1}^M \phi_{x,m} = 1$ for each $x \in \mathbb{S}$,

$$(15) \quad \begin{aligned} \frac{\partial \log f_c(X^k, \Phi^k|\theta)}{\partial \phi_{x,m}} &= \frac{\Phi_{k,m} B_x^k}{\phi_{x,m}} - B_x^k \quad \text{and} \quad \frac{\partial^2 \log f_c(X^k, \Phi^k|\theta)}{\partial \phi_{x,m}^2} = -\frac{\Phi_{k,m} B_x^k}{\phi_{x,m}^2}, \\ \frac{\partial \log f_c(X^k, \Phi^k|\theta)}{\partial q_{xy,m}} &= \frac{\Phi_{k,m} N_{xy}^k}{q_{xy,m}} - \Phi_{k,m} T_x^k \quad \text{and} \quad \frac{\partial^2 \log f_c(X^k, \Phi^k|\theta)}{\partial q_{xy,m}^2} = -\frac{\Phi_{k,m} N_{xy}^k}{q_{xy,m}^2}. \end{aligned}$$

Define $B_x = \sum_{k=1}^n B_x^k$, $\hat{\Phi}_{k,m}(\theta) = \mathbb{E}[\Phi_{k,m}|X^k, \theta]$ and $\hat{B}_{x,m}(\theta) = \sum_{k=1}^n \hat{\Phi}_{k,m}(\theta) B_x^k$. Then,

$$\begin{aligned} \frac{1}{n} \sum_{k=1}^n \mathbb{E} \left[\frac{\partial \log f_c(X^k, \Phi^k|\theta^0)}{\partial \phi_{x,m}} \middle| X^k, \theta^0 \right] &= \frac{\hat{B}_{x,m}(\theta^0)}{n \phi_{x,m}^0} - \frac{B_x}{n}, \\ \frac{1}{n} \sum_{k=1}^n \mathbb{E} \left[\frac{\partial^2 \log f_c(X^k, \Phi^k|\tilde{\theta})}{\partial \phi_{x,m}^2} \middle| X^k, \theta^0 \right] &= -\frac{\hat{B}_{x,m}(\theta^0)}{n \tilde{\phi}_{x,m}^2}. \end{aligned}$$

Following (5), the MLE $\hat{\phi}_{x,m}^0$ is given in terms of the true value $\phi_{x,m}^0$ and $\phi_{x,m}^0 \leq \tilde{\phi}_{x,m} \leq \hat{\phi}_{x,m}^0$ by

$$\hat{\phi}_{x,m}^0 = \phi_{x,m}^0 + \frac{n \tilde{\phi}_{x,m}^2}{\hat{B}_{x,m}(\theta^0)} \left(\frac{\hat{B}_{x,m}(\theta^0)}{n \phi_{x,m}^0} - \frac{B_x}{n} \right).$$

By replacing θ^0 by $\hat{\theta}_n^0$, and henceforth $\phi_{x,m}^0$ by $\hat{\phi}_{x,m}^0$, the MLE $\hat{\phi}_{x,m}^0$ is obtained as

$$(16) \quad \hat{\phi}_{x,m}^0 = \frac{\hat{B}_{x,m}(\hat{\theta}_n^0)}{B_x}.$$

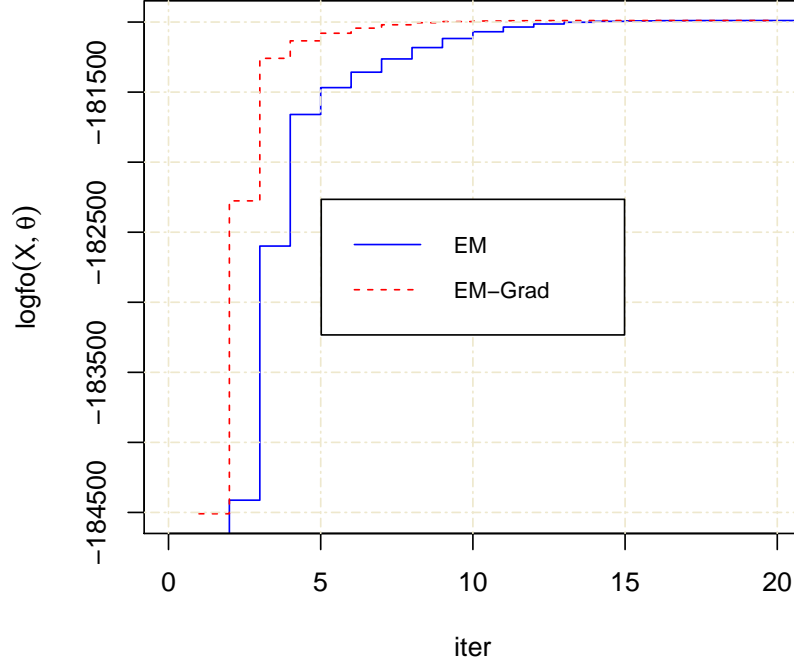


FIGURE 2. Plot of log-likelihood $\log f_o(\mathcal{X}|\hat{\theta}^0)$ of the MLE obtained by EM algorithm (solid line) against that of obtained by the EM-Gradient algorithm (dashed line).

Similarly, by defining $\hat{N}_{xy,m}(\theta) = \sum_{k=1}^n \hat{\Phi}_{k,m}(\theta) N_{xy}^k$ and $\hat{T}_{x,m}(\theta) = \sum_{k=1}^n \hat{\Phi}_{k,m}(\theta) T_x^k$, we obtain

$$(17) \quad \hat{q}_{xy,m}^0 = \frac{\hat{N}_{xy,m}(\hat{\theta}_n^0)}{\hat{T}_{x,m}(\hat{\theta}_n^0)}.$$

The obtained MLEs $\hat{\phi}_{x,m}^0$ (16) and $\hat{q}_{xy,m}^0$ (17) coincide with those given in Surya (2021).

In the section below, asymptotic covariance matrix of the MLE $\hat{\theta}_n^0$ and its estimator are derived.

3.2. Asymptotic covariance matrix $\Sigma(\theta^0)$ of $\sqrt{n}(\hat{\theta}_n^0 - \theta^0)$. It was shown in Frydman and Surya (2021) and Surya (2021) that by consistency of $\hat{\theta}_n^0$ and Theorem 2.7 in van der Vaart (2000),

$$(18) \quad \Sigma_{ij}(\theta^0) = \begin{cases} \mathbb{E}[(\hat{\phi}_{y,\ell}^0 - \phi_{y,\ell}^0)(\hat{\phi}_{x,m}^0 - \phi_{x,m}^0) | \theta^0] & = \frac{\phi_{y,\ell}^0}{\alpha_y^0} \delta_x(y) (\delta_m(\ell) - \phi_{x,m}^0), \\ \mathbb{E}[(\hat{\phi}_{x',n}^0 - \phi_{x',n}^0)(\hat{q}_{xy,m}^0 - q_{xy,m}^0) | \theta^0] & = 0, \\ \mathbb{E}[(\hat{q}_{x'y',\ell}^0 - q_{x'y',\ell}^0)(\hat{q}_{xy,m}^0 - q_{xy,m}^0) | \theta^0] & = \frac{q_{x'y',\ell}^0 \delta_m(\ell) \delta_x(x') \delta_y(y')}{\alpha_0^\top S_\ell^0 \int_0^T e^{Q_\ell^0 u} e_x du}, \end{cases}$$

where we have used $\delta_m(\ell) = 1$ if $\ell = m$ and zero otherwise, and $S_m^0 = \text{diag}(\phi_{1,m}^0, \dots, \phi_{p,m}^0)$.

The expression of observed Fisher information $J_p(\theta)$ is given in Proposition 3 in Surya (2021). The (i, j) -elements of the observed information $J_c(\theta)$ (8) can be derived following (15) as

$$J_c(\phi_{x,m}, \phi_{y,\ell}) = \frac{1}{n} \sum_{k=1}^n \mathbb{E} \left[\frac{\partial^2 \log f_c(X^k, \Phi^k | \theta)}{\partial \phi_{x,m} \partial \phi_{y,\ell}} \Big| X^k, \theta \right] = \frac{\delta_m(\ell) \delta_x(y)}{n \phi_{y,\ell}^2} \hat{B}_{y,\ell}$$

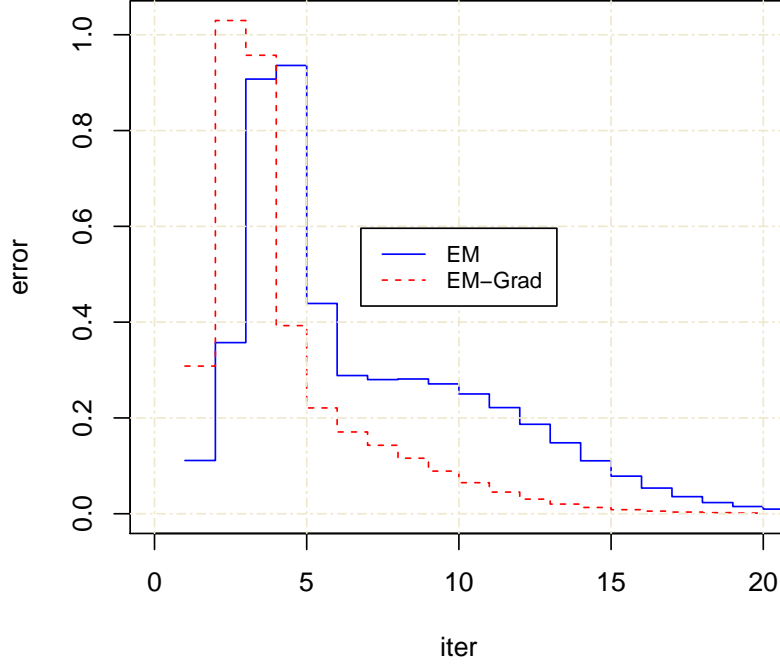


FIGURE 3. Estimation error $\|\hat{\theta}^{\ell+1} - \hat{\theta}^{\ell}\|$ of the MLE $\hat{\theta}^0$ using the EM algorithm (solid line) against that of derived by the EM-Gradient algorithm (dashed line).

$$J_c(q_{xy,m}, q_{rv,\ell}) = \frac{1}{n} \sum_{k=1}^n \mathbb{E} \left[\frac{\partial^2 \log f_c(X^k, \Phi^k | \theta)}{\partial q_{xy,m} \partial q_{rv,\ell}} \middle| X^k, \theta \right] = -\delta_m(\ell) \delta_x(r) \delta_y(v) \frac{\hat{N}_{rv,\ell}}{n q_{rv,\ell}^2},$$

$$J_c(\phi_{x,m}, q_{rv,\ell}) = \frac{1}{n} \sum_{k=1}^n \mathbb{E} \left[\frac{\partial^2 \log f_c(X^k, \Phi^k | \theta)}{\partial \phi_{x,m} \partial q_{rv,\ell}} \middle| X^k, \theta \right] = 0,$$

where $\delta_x(y) = 1$ if $y = x$ and is zero otherwise. Replace θ by the MLE $\hat{\theta}_n^0$ to evaluate the sandwich estimator $\hat{\Sigma}_n(\hat{\theta}^0)$ (10) of the true covariance matrix Σ whose analytic form is given by (18).

3.3. Specification of initial value of distribution parameters θ^0 . For simulation study, let $\mathbb{S} = \{1, 2, 3\}$ and $M = 3$. The value of initial probabilities α_x^0 and $\phi_{x,m}^0$ are presented in Table 2. The intensity matrices Q_1^0 , Q_2^0 , and Q_3^0 for the regime membership $X^{(1)}$, $X^{(2)}$, and $X^{(3)}$ are

$$Q_1^0 = \begin{pmatrix} -2.0 & 1.2 & 0.8 \\ 0.2 & -0.4 & 0.2 \\ 1.2 & 1.8 & -3.0 \end{pmatrix}, \quad Q_2^0 = \begin{pmatrix} -3.0 & 2.4 & 0.6 \\ 0.2 & -0.4 & 0.2 \\ 0.4 & 1.6 & -2.0 \end{pmatrix},$$

and

$$Q_3^0 = \begin{pmatrix} -4.0 & 1.6 & 2.4 \\ 0.2 & -0.4 & 0.2 \\ 3.0 & 2.0 & -5.0 \end{pmatrix},$$

θ^0	True Value	Estimate $\hat{\theta}^0$	STD. Error of $\sqrt{n}(\hat{\theta}^0 - \theta^0)$				True SE $\sqrt{\Sigma(\theta^0)}$	KS Test
			$\sqrt{\widehat{\text{Var}}(\hat{\theta}^0)}$	$\sqrt{\widehat{J}_p^{-1}(\hat{\theta}^0)}$	$\sqrt{\widehat{\Sigma}(\hat{\theta}^0)}$	$\sqrt{\widehat{V}_\ell^{-1}(\hat{\theta}^0)}$		
$\phi_{1,1}$	0.50	0.49999	0.90645	1.48970	1.10010	1.10013	0.86603	0.3475
$\phi_{1,2}$	0.30	0.30001	0.81307	1.23467	0.82302	0.82307	0.79373	0.6280
$\phi_{2,1}$	0.25	0.24999	0.51648	1.21602	0.70034	0.70041	0.75000	0.9618
$\phi_{2,2}$	0.55	0.55001	0.90398	1.51204	1.19598	1.19601	0.86168	0.9892
$\phi_{3,1}$	0.60	0.60000	0.89284	1.52019	1.25651	1.25653	0.84853	0.9244
$\phi_{3,2}$	0.10	0.10001	0.61807	0.81552	0.42000	0.42004	0.51962	0.8878
$q_{12,1}$	1.20	1.19999	0.75190	1.01150	0.72042	0.72046	0.80768	0.8731
$q_{13,1}$	0.80	0.80000	0.55017	0.76588	0.59016	0.59016	0.65947	0.8905
$q_{21,1}$	0.20	0.20000	0.10958	0.15895	0.12427	0.12427	0.13853	0.9997
$q_{23,1}$	0.20	0.20000	0.11835	0.15907	0.12442	0.12442	0.13853	0.6404
$q_{31,1}$	1.20	1.20002	0.97618	1.29435	0.83891	0.83895	0.98416	0.9263
$q_{32,1}$	1.80	1.80001	0.98154	1.35958	1.09343	1.09343	1.20535	0.8546
$q_{12,2}$	2.40	2.39997	1.88316	2.56947	1.54996	1.55011	1.87882	0.4578
$q_{13,2}$	0.60	0.60000	0.84333	1.13068	0.79988	0.79989	0.93941	0.8691
$q_{21,2}$	0.20	0.20000	0.12804	0.18220	0.14344	0.14344	0.15979	0.8308
$q_{23,2}$	0.20	0.20000	0.12899	0.18226	0.14304	0.14304	0.15979	0.4704
$q_{31,2}$	0.40	0.40000	0.56093	0.85548	0.53403	0.53407	0.63644	0.7179
$q_{32,2}$	1.60	1.60001	0.99875	1.44259	1.15456	1.15457	1.27288	0.7437
$q_{12,3}$	1.60	1.60001	1.15711	1.56347	1.38570	1.38570	1.46750	0.7222
$q_{13,3}$	2.40	2.39998	1.46460	2.04858	1.61363	1.61363	1.79732	0.6663
$q_{21,3}$	0.20	0.20000	0.14081	0.20212	0.17619	0.17619	0.18801	0.8681
$q_{23,3}$	0.20	0.20000	0.14375	0.20217	0.17625	0.17625	0.18801	0.5491
$q_{31,3}$	3.00	3.00000	1.73384	2.51186	2.03211	2.03211	2.23770	0.8492
$q_{32,3}$	2.00	1.99999	1.34304	1.93702	1.72683	1.72683	1.82707	0.4216

TABLE 1. Comparison between analytic values $\Sigma(\theta^0)$ (18) of standard errors for $\sqrt{n}(\hat{\theta}^0 - \theta^0)$ and those obtained using Monte Carlo (RMSE), inverse observed Fisher information $J_p(\hat{\theta}^0)$ (7), the sandwich covariance matrix estimator $\widehat{\Sigma}(\hat{\theta}^0)$ (10) and the approximation (14) for $N = 200$ generated sample paths of size $K = 3000$ each.

respectively. The transition matrices of embedded Markov chains $Z^{(m)}$, $m = 1, 2, 3$ are subsequently

$$\Pi_1^0 = [\pi_{xy,1}^0]_{xy} = \begin{pmatrix} 0 & 0.6 & 0.4 \\ 0.5 & 0 & 0.5 \\ 0.4 & 0.6 & 0 \end{pmatrix}, \quad \Pi_2^0 = [\pi_{xy,2}^0]_{xy} = \begin{pmatrix} 0 & 0.8 & 0.2 \\ 0.5 & 0 & 0.5 \\ 0.2 & 0.8 & 0 \end{pmatrix},$$

and

$$\Pi_3^0 = [\pi_{xy,3}^0]_{xy} = \begin{pmatrix} 0 & 0.4 & 0.6 \\ 0.5 & 0 & 0.5 \\ 0.6 & 0.4 & 0 \end{pmatrix}.$$

We see following the matrices Q_m^0 and Π_m^0 , $m = 1, 2, 3$, that each regime $X^{(m)}$ has different expected state occupation time and the probability of making a jump from one state to another, except for the transition from state 2. In the latter case, it is difficult to identify which underlying process that drives dynamics of X when it moves from state 2. This adds complexity in the estimation.

State (x)	α_x^0	$\phi_{x,1}^0$	$\phi_{x,2}^0$	$\phi_{x,3}^0$
1	1/3	0.5	0.3	0.2
2	1/3	0.25	0.55	0.2
3	1/3	0.6	0.1	0.3

TABLE 2. Parameter values for α_x^0 and $\phi_{x,m}^0$, $m = 1, 2, 3$.

3.4. Simulation and estimation results. Based on the above parameters, a specified n independent sample paths $\{X^k : k = 1, \dots, n\}$ of X are generated. See Surya (2021) for the algorithm of generating sample paths of RSCMJP. Using these n independent observations of incomplete data $\{X^k\}$, the EM-Gradient algorithm (13) is applied to obtain maximum likelihood estimate $\hat{\theta}^0$ of the initial value θ^0 . In carrying out the statistical computation, the **R** language (2013) was used.

Figure 2 compares in each iteration the value of incomplete-data log-likelihood $\log f_o(\mathcal{X}|\hat{\theta}^\ell)$ as a function of the current estimate $\hat{\theta}^\ell$ obtained using the EM algorithm Surya (2021) against that of derived using the EM-Gradient algorithm (13). We observe that the latter reaches its convergence faster than the EM algorithm as it requires less iterations to converge. Figure 3 shows estimation error $\|\hat{\theta}^{\ell+1} - \hat{\theta}^\ell\|$ of the two two algorithms. As we can see from the figure that the EM-Gradient algorithm is able to correct estimation error faster than the EM algorithm to reach its convergence.

To verify asymptotic properties of the MLE $\hat{\theta}^0$, a set of $N = 200$ independent sample paths of size $n = 3000$ are generated. To each set $N = 200$ observations of paths, the EM-Gradient algorithm (13) is applied to get N independent sets of MLE $\{\hat{\theta}_k^0 : k = 1, \dots, N\}$. The estimate $\hat{\theta}^0 = N^{-1} \sum_{k=1}^N \hat{\theta}_k$ and the mean squared errors $\widehat{\text{Var}}(\hat{\theta}^0) = N^{-1} \sum_{k=1}^N (\hat{\theta}_k - \theta^0)^2$ are calculated. Subsequently, the information matrices $J_p(\hat{\theta}_k)$ (7) and $J_c(\hat{\theta}_k)$ (8) are evaluated for each $\hat{\theta}_k$. Then each set of information matrices $\{J_p(\hat{\theta}_k), k = 1, \dots, N\}$ and $\{J_c(\hat{\theta}_k), k = 1, \dots, N\}$ are averaged. The inverse of $\hat{J}_p(\hat{\theta}^0) = \frac{1}{N} \sum_{k=1}^N J_p(\hat{\theta}_k)$ is used to get estimated standard errors of $\hat{\theta}^0$. Together with $\hat{J}_p(\hat{\theta}^0) = \frac{1}{N} \sum_{k=1}^N J_c(\hat{\theta}_k)$ the sandwich estimator $\widehat{\Sigma}(\hat{\theta}^0) = \hat{J}_c^{-1}(\hat{\theta}^0) \hat{J}_p(\hat{\theta}^0) \hat{J}_c^{-1}(\hat{\theta}^0)$ is derived. The approximate covariance matrix $\widehat{V}(\hat{\theta}^0)$ is evaluated using the recursive equation (14) based on the information matrices $\hat{J}_c(\hat{\theta}^0)$ and $\hat{J}_p(\hat{\theta}^0)$. Furthermore, the p-value of the Kolmogorov-Smirnov statistic (KS) is computed for the standardized biases $\hat{\theta}_k - \theta^0$. The KS statistic provides a goodness-of-fit measure between the empirical distribution of the biases and the $N(0, 1)$ cumulative distribution function. Estimated standard errors and the KS statistics are reported in Table 1.

The table shows the accuracy of the MLE $\hat{\theta}^0$ as it is very close to the actual value θ^0 . From the table we observe that the estimated standard errors (SE) produced by the inverse observed Fisher information $\hat{J}_p^{-1}(\hat{\theta}^0)$ are higher than those provided by the sandwich estimator $\widehat{\Sigma}(\hat{\theta}^0)$ whose values are reasonably close to their analytic values $\Sigma(\theta^0)$ as well as to the ones obtained by Monte Carlo simulation $\widehat{\text{Var}}(\hat{\theta}^0)$. As it involves exponential matrix, the matrix $\Sigma(\theta^0)$ was computed based on the algorithm in Van Loan (1978). The dominance of $\hat{J}_p^{-1}(\hat{\theta}^0)$ over $\widehat{\Sigma}(\hat{\theta}^0)$ confirms the theoretical result (11). The approximate covariance matrix $\widehat{V}(\hat{\theta}^0)$ converges to the sandwich estimator $\widehat{\Sigma}(\hat{\theta}^0)$ after 25 iterations. The p-value of KS statistic is larger than 5%. Hence, the asymptotic normality of the biases is statistically significant at the acceptance level $\alpha = 5\%$. This conclusion confirms the \sqrt{n} -consistent limiting normal distribution (9) of the MLE $\hat{\theta}^0$ with covariance matrix $\Sigma(\theta^0)$.

4. CONCLUDING REMARKS

This paper presented some results on asymptotic properties of maximum likelihood estimates (MLE) when using the EM algorithm. In contrary to the MLE of complete data, the asymptotic covariance matrix of the MLE replaces the inverse Fisher information by a sandwich estimator. In

its new form, the obtained sandwich estimator is completely different from the Huber sandwich estimator presented in Freedman (2006) and Little and Rubin (2020) for the case of model misspecification. The two coincide for complete-data log-likelihood. The observed Fisher information of incomplete data was derived. It simplifies calculation of conditional expectation of the outer product of the complete-data score function in the Louis (1982) general matrix formula and directly verifies its asymptotic consistency. Together with an estimate of complete-data information, the observed information forms the sandwich estimator of covariance matrix. The new estimator does not involve taking the inverse of observed Fisher information, which is appealing for application. Recursive algorithms for the estimation of true parameter and covariance matrix were developed. The EM-Gradient algorithm for the MLE gives a faster convergence than the EM algorithm.

The developed results were used to estimate the distribution parameters of a regime-switching conditional Markov jump process proposed recently in Surya (2021). A series of simulation study show that the estimation was accurate and confirmed the asymptotic properties of the MLE.

The results presented in this paper should offer potential for variety of applications in maximum likelihood estimation of model parameter for incomplete data when using the EM algorithm.

ACKNOWLEDGEMENTS

This work was motivated by the author's recent joint work with Professor Halina Frydman of New York University Stern School of Business whom he visited in September 2019. He thanks Professor Frydman for the invitation, support, valuable discussions, and hospitality provided during his stay at the NYU Stern. The author also acknowledges financial support from the School of Mathematics and Statistics of Victoria University of Wellington for the research grant # 218772.

APPENDIX A. PROOF OF THEOREM 1

Proof. Following the likelihood function (2) and the identity (6), we have

$$\frac{\partial \log f_o(y|\theta)}{\partial \theta_j} = \mathbb{E} \left[\frac{\partial \log f_c(X|\theta)}{\partial \theta_j} \middle| Y, \theta \right] = \int_{\mathcal{X}(y)} \frac{\partial \log f_c(x|\theta)}{\partial \theta_j} f(x|y, \theta) \lambda(dx).$$

By linearity of the partial derivative and expectation operators, the proof is established for a single complete-data X and its respective incomplete-data Y . Differentiating both sides w.r.t θ_i gives

$$\begin{aligned} \frac{\partial^2 \log f_o(y|\theta)}{\partial \theta_i \partial \theta_j} &= \int_{\mathcal{X}(y)} \frac{\partial^2 \log f_c(x|\theta)}{\partial \theta_i \partial \theta_j} f(x|y, \theta) \lambda(dx) \\ &\quad + \int_{\mathcal{X}(y)} \frac{\partial \log f(x|y, \theta)}{\partial \theta_i} \frac{\partial \log f_c(x|\theta)}{\partial \theta_j} f(x|y, \theta) \lambda(dx) \\ &= \int_{\mathcal{X}(y)} \frac{\partial^2 \log f_c(x|\theta)}{\partial \theta_i \partial \theta_j} f(x|y, \theta) \lambda(dx) \\ &\quad + \int_{\mathcal{X}(y)} \left[\frac{\partial \log f_c(x|\theta)}{\partial \theta_i} - \frac{\partial \log f_o(y|\theta)}{\partial \theta_i} \right] \frac{\partial \log f_c(x|\theta)}{\partial \theta_j} f(x|y, \theta) \lambda(dx) \\ &= \mathbb{E} \left[\frac{\partial^2 \log f_c(X|\theta)}{\partial \theta_i \partial \theta_j} \middle| Y = y, \theta \right] + \mathbb{E} \left[\left(\frac{\partial \log f_c(X|\theta)}{\partial \theta_i} \right) \left(\frac{\partial \log f_c(X|\theta)}{\partial \theta_j} \right) \middle| Y = y, \theta \right] \\ &\quad - \mathbb{E} \left[\frac{\partial \log f_c(X|\theta)}{\partial \theta_i} \middle| Y = y, \theta \right] \mathbb{E} \left[\frac{\partial \log f_c(X|\theta)}{\partial \theta_j} \middle| Y = y, \theta \right], \end{aligned}$$

where the third conditional expectation on the last equality is due to the identity (6). The proof is established on account of independence of the incomplete data $\{Y^k\}_{k \geq 1}$, namely

$$\frac{1}{n} \sum_{k=1}^n \frac{\partial^2 \log f_o(Y^k|\theta)}{\partial \theta_i \partial \theta_j} \xrightarrow{\mathbb{P}} \mathbb{E} \left[\frac{\partial^2 \log f_o(Y|\theta)}{\partial \theta_i \partial \theta_j} \middle| \theta \right].$$

Similarly, by independence of $\{Y^k\}_{k \geq 1}$ and by iterated law of conditional expectation,

$$\frac{1}{n} \sum_{k=1}^n \mathbb{E} \left[\frac{\partial^2 \log f_o(X^k|\theta)}{\partial \theta_i \partial \theta_j} \middle| Y^k, \theta \right] \xrightarrow{\mathbb{P}} \mathbb{E} \left[\frac{\partial^2 \log f_o(X|\theta)}{\partial \theta_i \partial \theta_j} \middle| \theta \right].$$

leading to the complete-data information after rearranging the sum. This ends the proof. ■

REFERENCES

- [1] Blahut, R. (1987). *Principles and Practice of Information Theory*, Add
- [2] Blumen, I., Kogan, M. and McCarthy, P.J. (1955). The industrial mobility of labor as a probability process. *Cornell Studies in Industrial and Labor Relations*, Vol. 6, Ithaca, N.Y., Cornell University Press.
- [3] Cramér, H. (1946). *Mathematical Methods of Statistics*. Princeton University Press.
- [4] Dempster, A. P., Laird, N.M. and Rubin, D. B. (1977). Maximum likelihood from incomplete data via the EM algorithm (with discussion). *Journal of Royal Statistical Society: Series B (Statistical Methodology)*, **39**, p.1-38.
- [5] Fisher, R. A. (1925). Theory of statistical estimation. *Proceedings of the Cambridge Philosophical Society* **22**, 700-725.
- [6] Freedman, D. A. (2006). On the so-called "Huber Sandwich Estimator" and "Robust Standard Errors". *The American Statistician*, **60**(4), 299-302.
- [7] Frydman, H. and Surya, B. A. (2021). Maximum likelihood estimation for a general mixture of Markov jump processes. *Preprint*. <https://arxiv.org/pdf/2103.02755.pdf>
- [8] Halmos, P. R., and Savage, L. J. (1949). Application of the Radon-Nikodym theorem to the theory of sufficient statistics. *The Annals of Mathematical Statistics*, **20**(2), 225-241.
- [9] Hastie, T., Tibshirani, R. and Friedman, J. (2009). *The Elements of Statistical Learning: Data, Mining, Inference and Prediction* 2nd Edition, Springer-Verlag.
- [10] Hero, A. and Fessler, J. A. (1994). A recursive algorithm for computing Cramer-Rao-type bounds on estimator covariance. *IEEE Transactions on Information Theory*, **40**(4), 1205-1210.
- [11] Horn, R. A. and Johnson, C. R. (2013). *Matrix Analysis*. Cambridge University Press.
- [12] Lange, K. (1995). A gradient algorithm locally equivalent to the EM algorithm. *Journal of Royal Statistical Society: Series B (Statistical Methodology)*, **57**(2), 425-437.
- [13] Little, R. J. A. and Rubin, D. B. (2020). *Statistical Analysis with Missing Data*. John Wiley & Sons, Inc.
- [14] Louis, T. A. (1982). Finding the observed information matrix when using the EM algorithm. *Journal of Royal Statistical Society: Series B (Statistical Methodology)*, **44**, 226-233.
- [15] McLachlan, G. J. and Krishnan, T. (2008). *The EM Algorithm and Extensions*. John Wiley & Sons, Inc.
- [16] Meilijson, I. (1989). A fast improvement to the EM algorithm on its own terms. *Journal of Royal Statistical Society: Series B (Statistical Methodology)*, **51**(1), 127-138.
- [17] Meng, X. L. and Rubin, D. B. (1991). Using EM to obtain asymptotic variance-covariance matrices: the SEM algorithm. *Journal of the American Statistical Association*, **86**, 899-909.
- [18] Newey, W.K. and McFadden, D. (1994). "Chapter 36: Large sample estimation and hypothesis testing". In Engle, Robert; McFadden, Dan (eds.). *Handbook of Econometrics*, Vol.4. Elsevier Science, 2111–2245.
- [19] Norris, J. R. (2009). *Markov Chains*. Cambridge University Press, 15th printing.
- [20] Oakes, D. (1999). Direct calculation of the information matrix via the EM algorithm. *Journal of Royal Statistical Society: Series B (Statistical Methodology)*, **61**, 479-482.
- [21] Osborne, R. (1992). Fisher's method of scoring. *International Statistical Review*, **60**(1), 99-117.
- [22] R Core Team. (2013). R: A language and environment for statistical computing. R foundation for Statistical Computing, Vienna, Austria. <https://www.R-project.org>
- [23] Surya, B. A. (2021). A new class of conditional Markov jump processes with regime switching and path dependence: Properties and maximum likelihood estimation. *Preprint*. <https://arxiv.org/abs/2107.07026>
- [24] Takai, K. (2020). Incomplete-data Fisher scoring method with steplength adjustment. *Statistics and Computing*, **30**, 871-886.
- [25] van der Vaart, A.W. (2000). *Asymptotic Statistics*. Cambridge University Press.
- [26] van der Vaart, A.W. (1997). Superefficiency, in Pollard, David, Torgersen, Erik, Yang, Grace L. (Eds.) *Festschrift for Lucien Le Cam: Research Papers in Probability and Statistics*, Springer.
- [27] Van Loan, C.F. (1978). Computing integrals involving the matrix exponential. *IEEE Transactions on Automatic Control* **23** (3), 395-404.
- [28] Wu, C.F.J. (1983). On the convergence properties of the EM algorithm. *The Annals of Statistics* **11** (1), 95-103.