

## Can we understand the decay width of the $T_{cc}^+$ state?

Xi-Zhe Ling,<sup>1</sup> Ming-Zhu Liu,<sup>2,1,\*</sup> Li-Sheng Geng,<sup>1,3,4,†</sup> En Wang,<sup>4,‡</sup> and Ju-Jun Xie<sup>5,6,4,7,§</sup>

<sup>1</sup>*School of Physics, Beihang University, Beijing 102206, China*

<sup>2</sup>*School of Space and Environment, Beihang University, Beijing 102206, China*

<sup>3</sup>*Beijing Key Laboratory of Advanced Nuclear Materials and Physics, Beihang University, Beijing, 102206, China*

<sup>4</sup>*School of Physics and Microelectronics, Zhengzhou University, Zhengzhou, Henan 450001, China*

<sup>5</sup>*Institute of Modern Physics, Chinese Academy of Sciences, Lanzhou 730000, China*

<sup>6</sup>*School of Nuclear Science and Technology, University of Chinese Academy of Sciences, Beijing 101408, China*

<sup>7</sup>*Lanzhou Center for Theoretical Physics, Key Laboratory of Theoretical Physics of Gansu Province, Lanzhou University, Lanzhou, Gansu 730000, China*

(Dated: August 3, 2021)

Inspired by the discovery of a doubly charmed tetraquark state  $T_{cc}^+$  by the LHCb Collaboration and based on the prediction of a doubly charmed  $DD^*$  molecule with  $I(J^P) = 0(1^+)$  in our recent works, [Phys.Rev.D 102 (2020), 091502] and [Phys.Rev.D 99 (2019), 094018], we employ the effective Lagrangian approach to investigate the decay width of  $T_{cc} \rightarrow DD\pi$  and  $T_{cc} \rightarrow DD\gamma$ . We show that both the  $T_{cc} \rightarrow DD\pi$  and  $T_{cc} \rightarrow DD\gamma$  modes contribute to the decay width of  $T_{cc}$ , with the former playing a more important role. However, within the  $DD^*$  molecule picture, the obtained decay width is rather small compared with the experimental value of  $\Gamma = 410 \pm 175$  keV. We argue that the existence of a compact tetraquark component cannot lead to an appreciable increase of the decay width. As a result, the discrepancy may indicate that either  $T_{cc}$  is more likely a near threshold  $DD^*$  resonance or the decay width is close to the lower experimental boundary.

### I. INTRODUCTION

Mesons made of a pair of quark and anti-quark and baryons made of three quarks can be well understood in the conventional quark model [1]. Although Quantum ChromoDynamics (QCD) allows for other

---

\* zhengmz11@buaa.edu.cn

† lisheng.geng@buaa.edu.cn

‡ wangen@zzu.edu.cn

§ xiejujun@impcas.ac.cn

quark configurations, such as tetraquark, pentaquark, and hexaquark states, their existence were not experimentally confirmed until the charged tetraquark state  $Z_c(4430)$ , with the minimum quark content  $c\bar{c}u\bar{d}$ , was discovered in 2007 by the Belle Collaboration [2]. In 2015, the LHCb Collaboration reported the first pentaquark states  $P_c(4380)$  and  $P_c(4450)$  [3], while the latter was shown to be a superposition of two states,  $P_c(4440)$  and  $P_c(4457)$  [4]. In 2020, the LHCb Collaboration discovered the first fully heavy tetraquark state  $X(6900)$  [5]. It should be noted that all of these exotic states carry hidden charm number. The first open charm tetraquark states,  $X_0(2866)$  and  $X_1(2904)$ , were only discovered in 2020 by the LHCb Collaboration [6].

Very recently, at the European Physical Society conference on high energy physics 2021, the LHCb Collaboration reported the discovery of a doubly charmed tetraquark state  $T_{cc}^+$  with  $I(J^P) = 0(1^+)$ . This state is found in the  $D^0 D^0 \pi^+$  invariant mass spectrum, and is very narrow. The binding energy with respect to the  $D^{*+} D^0$  mass threshold is  $273 \pm 61 \pm 5_{-14}^{+11}$  keV and the decay width is  $\Gamma = 410 \pm 165 \pm 43_{-38}^{+18}$  keV [7, 8]. The  $T_{cc}$  state could be either a compact tetraquark state or a hadronic molecule of  $DD^*$ . A lot of theoretical models have already predicted the existence of such doubly charmed tetraquark states [9–18]. In 2013, Li *et. al* predicted a  $I(J^P) = 0(1^+)$  doubly charmed tetraquark state within the one-boson exchange (OBE) model, which is generated by the coupled channel  $DD^*$  and  $D^*D^*$  interactions [14]. Later, we used the same approach to predict one  $I(J^P) = 0(1^+)$   $DD^*$  molecule and its heavy quark spin partner  $I(J^P) = 0(1^+)$   $D^*D^*$  [18]. One should notice that the mass of the  $DD^*$  molecule in our previous study is 3873 MeV, which is very close to the mass of  $T_{cc}$  [7, 8]. In Ref. [15] a doubly charmed compact tetraquark state above the  $DD^*$  mass threshold by 8 MeV was predicted by extracting the mass of the  $cc$ -diquark from the doubly charmed baryon  $\Xi_{cc}$  discovered by the LHCb Collaboration [19]. Taking into account the heavy quark symmetry between  $\Xi_{cc}$  and  $T_{cc}$ , in Refs. [20, 21] a doubly charmed compact tetraquark state above the  $DD^*$  mass threshold was also predicted. Since the  $T_{cc}$  mass is below the mass threshold of  $D^{*+} D^0$  by 274 keV, the molecular picture seems more appealing.

In the present work, we revisit the molecular picture for the  $T_{cc}^+$  state. In particular, we study its hadronic and radiative decays to check whether one can obtain a decay width in reasonable agreement with the LHCb measurement. This can serve as a highly nontrivial check on its nature.

## II. THEORETICAL FORMALISM

In our previous work [18], we predicted the existence of two doubly charmed hadronic molecules,  $DD^*$  and  $D^*D^*$ , with  $I(J^P) = 0(1^+)$ , in the OBE model where the cutoff  $\Lambda = 1.01$  GeV was fixed by reproducing the binding energy of  $X(3872)$ , assumed to be a  $\bar{D}^* D$  bound state. With the cutoff  $\Lambda = 1.01$  GeV we obtained

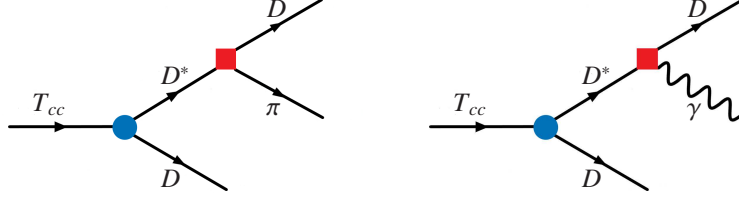


FIG. 1. Tree-level diagrams for the decays of  $T_{cc} \rightarrow DD\pi$  and  $T_{cc} \rightarrow DD\gamma$ .

one  $DD^*$  bound state below the  $DD^*$  mass threshold by 3 MeV, which is quite close to the mass of  $T_{cc}$ . Actually, the experimental mass of  $T_{cc}$  can be obtained with a slightly smaller cutoff, i.e.,  $\Lambda = 0.943$  GeV, as shown in Ref. [22]. Therefore, in the OBE model one can regard the newly observed doubly charmed tetraquark state  $T_{cc}$  as a  $DD^*$  bound state. In the following, we focus on its decay mechanism. Since  $T_{cc}$  is doubly charmed, it cannot decay into charmonium states and light mesons and the allowed strong decay modes should contain open charm mesons. However, the  $T_{cc}$  mass is very close to the  $DD^*$  threshold, which would heavily suppress the  $T_{cc}$  decay width due to the small phase space. Weak and radiative decays are also possible, but they are much smaller in comparison with the strong decay.

In this work, we assume that  $T_{cc}$  is a bound state of  $DD^*$ , and it then can decay into  $DD\pi$  and  $DD\gamma$  via the tree-level diagrams, as shown in Fig. 1. In the following, we employ the effective Lagrangian approach to calculate the partial decay widths of  $T_{cc} \rightarrow DD\pi$  and  $DD\gamma$ .

The interaction between the  $T_{cc}$  state and the  $DD^*$  pair is described by the following effective Lagrangian [23]

$$\mathcal{L}_{T_{cc}}(x) = ig_{T_{cc}} T_{cc}^\mu(x) \int dy \Phi(y^2) D(x + \omega_{D^*} y) D_\mu^*(x - \omega_D y), \quad (1)$$

where  $\omega_{D^*} = \frac{m_{D^*}}{m_{D^*} + m_D}$  and  $\omega_D = \frac{m_D}{m_{D^*} + m_D}$  are the kinematic parameters with  $m_{D^*}$  and  $m_D$  the masses of  $D$  and  $D^*$ , and  $g_{T_{cc}}$  is the coupling between  $T_{cc}$  and the  $D^*D$  component. The correlation function  $\Phi(y^2)$  is introduced to reflect the distribution of the two constituent hadrons in a molecule, which also renders the Feynman diagrams ultraviolet finite. Here we choose the Fourier transformation of the correlation function in form of a Gaussian function

$$\Phi(p^2) = e^{-p_E^2/\Lambda^2}, \quad (2)$$

where  $\Lambda$  is a size parameter, which is expected to be around 1 GeV [24, 25], and  $P_E$  is the Euclidean momentum. The coupling of  $g_{T_{cc}}$  can be estimated by reproducing the binding energy of the  $T_{cc}$  state via the compositeness condition [26–28]. The condition indicates that the coupling constant can be determined from the fact that the renormalization constant of the wave function of a composite particle should be zero.

TABLE I. Masses, quantum numbers and partial decay widths of relevant mesons used in this work [29].

Meson	$I(J^P)$	M (MeV)	Meson	$I(J^P)$	M (MeV)
$D^0$	$\frac{1}{2}(0^-)$	$1864.84 \pm 0.05$	$D^+$	$\frac{1}{2}(0^-)$	$1869.66 \pm 0.05$
$D^{*0}$	$\frac{1}{2}(1^-)$	$2006.85 \pm 0.05$	$D^{*+}$	$\frac{1}{2}(1^-)$	$2010.26 \pm 0.05$
$\pi^+$	$1(0^-)$	$139.57039 \pm 0.00018$	$\pi^0$	$1(0^-)$	$134.9768 \pm 0.0005$
Decay mode	Width (keV)		Decay mode	Width (keV)	
$D^{*+} \rightarrow D^0 \pi^+$	$56.5 \pm 1.2$		$D^{*+} \rightarrow D^+ \gamma$	$1.33 \pm 0.03$	
$D^{*0} \rightarrow D^0 \pi^0$	$34.658$ [30]		$D^{*0} \rightarrow D^0 \gamma$	$21.242$ [30]	

For a spin-1 meson, the self energy can be divided into a transverse part and a longitudinal part, i.e.,

$$\Sigma^{\mu\nu} = g_{\perp}^{\mu\nu} \Sigma^T(k_0^2) + \frac{p^\mu p^\nu}{p^2} \Sigma^L(k_0^2). \quad (3)$$

The compositeness condition can then be estimated from the transverse part of the self energy

$$Z_{T_{cc}} = 1 - \left. \frac{d\Sigma_{T_{cc}}^T(k_0^2)}{dk_0^2} \right|_{k_0=m_{T_{cc}}} = 0. \quad (4)$$

The  $T_{cc}$  mass is below the  $D^{*+}D^0$  mass threshold by 273 keV with an uncertainty of 66 keV. In Fig. 2 we present the dependence of  $T_{cc}$  coupling to  $DD^*$  on the  $T_{cc}$  mass with the size parameter  $\Lambda$  fixed at 1 and 2 GeV. The masses of the involved particles are given in Table I. One can see that the coupling gradually decreases as the  $T_{cc}$  mass increases. Note that the coupling is only weakly dependent on the size parameter  $\Lambda$ .

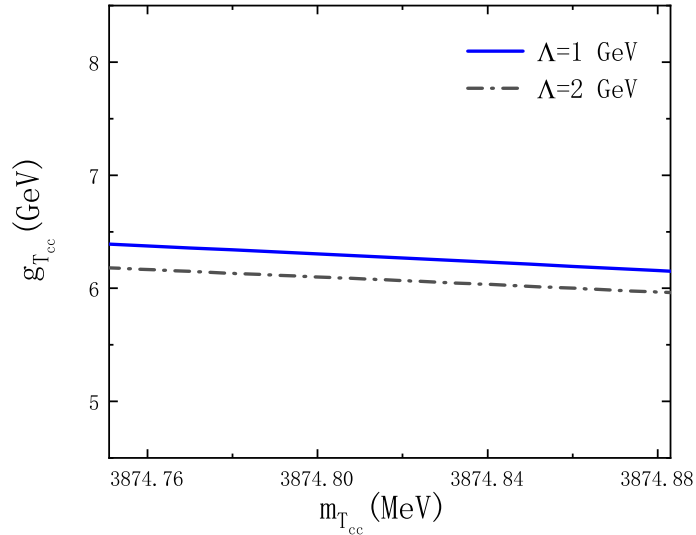


FIG. 2. Coupling of  $T_{cc}$  to  $DD^*$  as a function of the  $T_{cc}$  mass with  $\Lambda = 1$  and  $\Lambda = 2$  GeV.

The Lagrangian describing the  $D^*$  decay into  $D\pi$  and  $D\gamma$  are

$$\mathcal{L}_{DD^*\pi} = -ig_{DD^*\pi}(D\partial^\mu\pi D_\mu^{*\dagger} - D_\mu^*\partial^\mu\pi D^\dagger), \quad (5)$$

$$\mathcal{L}_{DD^*\gamma} = eg_{DD^*\gamma}\varepsilon^{\mu\nu\alpha\beta}\partial_\mu A_\nu\partial_\alpha D_\beta^*D,$$

where the fine structure constant  $\frac{e^2}{4\pi} = \frac{1}{137}$ , and relevant couplings are determined as  $g_{D^{*+}D^0\pi^+} = 16.818$  and  $g_{D^{*+}D^+\gamma} = 0.468 \text{ GeV}^{-1}$  by reproducing the decay widths of  $D^{*+} \rightarrow D^0\pi^+$  and  $D^{*+} \rightarrow D^+\gamma$  [29], respectively. Experimentally, there exists only an upper limit  $\Gamma < 2.1 \text{ MeV}$  for the  $D^{*0}$  width. Thus we turn to the quark model [30], where the strong and radiative decay widths of  $D^{*0}$  were estimated to be  $\Gamma_{D^{*0} \rightarrow D^0\pi^0} = 34.658 \text{ keV}$  and  $\Gamma_{D^{*0} \rightarrow D^0\gamma} = 21.242 \text{ keV}$ .<sup>1</sup> With these numbers, we obtain the couplings  $g_{D^{*0}D^0\pi^0} = 11.688$  and  $g_{D^{*0}D^0\gamma} = 1.843 \text{ GeV}^{-1}$ . It is clear that the strong couplings satisfy approximately isospin symmetry while the electromagnetic couplings do not.

With the above Lagrangians the decay amplitudes of  $T_{cc} \rightarrow DD\pi$  and  $T_{cc} \rightarrow DD\gamma$  are

$$\mathcal{M}_{T_{cc} \rightarrow DD\pi} = ig_{T_{cc}g_{DD^*\pi}} p_{2\mu} \frac{-g^{\mu\nu} + k_1^\mu k_1^\nu / m_{D^*}^2}{k_1^2 - m_{D^*}^2} \varepsilon_\nu(p_0), \quad (6)$$

$$\mathcal{M}_{T_{cc} \rightarrow DD\gamma} = ig_{T_{cc}g_{DD^*\gamma}} \varepsilon^{\mu\nu\alpha\beta} p_{2\mu} \varepsilon_\nu(p_2) k_{1\alpha} \frac{-g_{\beta\sigma} + k_{1\beta} k_{1\sigma} / m_{D^*}^2}{k_1^2 - m_{D^*}^2} \varepsilon^\sigma(p_0), \quad (7)$$

where  $p_2$ ,  $k_1$ , and  $p_0$  are the momentum of  $\pi(\gamma)$ ,  $D^*$ , and  $T_{cc}$ , respectively. The partial decay widths of  $T_{cc} \rightarrow DD\pi$  and  $T_{cc} \rightarrow DD\gamma$  as a function of  $m_{12}^2$  and  $m_{23}^2$  [29] read:

$$d\Gamma = \frac{1}{(2\pi)^3} \frac{|\mathcal{M}|^2}{32m_{T_{cc}}^3} dm_{12}^2 dm_{23}^2, \quad (8)$$

with  $m_{12}$  the invariant mass of  $DD$  and  $m_{23}$  the invariant mass of  $D\pi$  or  $D\gamma$  for the  $T_{cc} \rightarrow DD\pi$  or  $T_{cc} \rightarrow DD\gamma$  decay, respectively.

In principle, there exist three possible decay channels,  $T_{cc} \rightarrow D^0D^0\pi^+$ ,  $T_{cc} \rightarrow D^0D^+\pi^0$ , and  $T_{cc} \rightarrow D^+D^+\pi^-$ . In Fig. 3(a/b), we show the decay width of  $T_{cc} \rightarrow DD\pi/\gamma$  as a function of the  $T_{cc}$  mass, where we take the size parameter  $\Lambda = 1$  and  $2 \text{ GeV}$ . With the  $T_{cc}$  mass varying from  $3874.751$  to  $3874.883 \text{ MeV}$ , the decay width of  $T_{cc} \rightarrow DD\pi$  is found to be about  $38$  to  $53 \text{ keV}$  at the cutoff  $\Lambda = 1 \text{ GeV}$ , which is smaller than the experimental decay width  $\Gamma = 410 \pm 175 \text{ keV}$  by one order of magnitude. Considering the experimental uncertainty, our result agrees with the LHCb measurement at a level of 2 sigma. One should note that the decay  $T_{cc}(D^{*0}D^+) \rightarrow D^+\pi^-D^+$  is kinematically forbidden. The  $T_{cc}(D^{*+}D^0) \rightarrow D^0\pi^+D^0$  contribution accounts for 50% of the total decay width, and the remaining is from  $T_{cc}(D^{*+}D^0) \rightarrow D^+\pi^0D^0$  and  $T_{cc}(D^{*0}D^+) \rightarrow D^0\pi^0D^+$ .

<sup>1</sup> We note that the lattice QCD simulation [31] gave relatively larger values, i.e.,  $\Gamma_{D^{*0} \rightarrow D^0\pi^0} = 53 \pm 9 \text{ keV}$  and  $\Gamma_{D^{*0} \rightarrow D^0\gamma} = 33 \pm 6 \text{ keV}$ . From isospin symmetry, we expect that the  $D^{*0}$  strong decay width be smaller than the  $D^{*+}$  strong decay width because the  $D^{*0} \rightarrow D^+\pi^-$  decay mode is kinematically forbidden. As a result, we do not use these lattice QCD results.

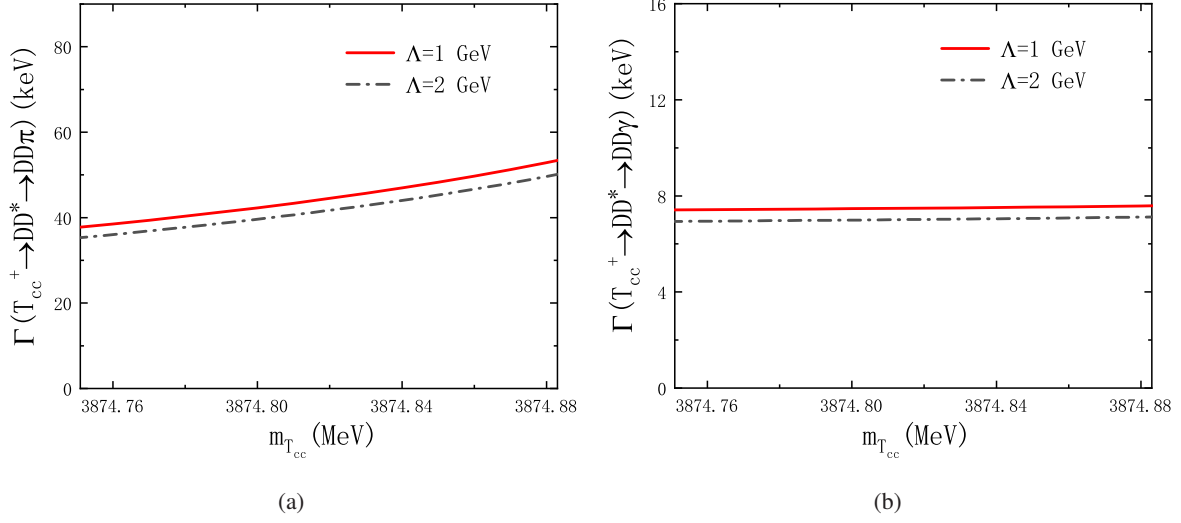


FIG. 3. Decay widths of (a)  $T_{cc} \rightarrow DD\pi$  and (b)  $T_{cc} \rightarrow DD\gamma$  as a function of the  $T_{cc}$  mass with  $\Lambda = 1$  and 2 GeV.

The radiative decay width of  $T_{cc} \rightarrow DD\gamma$  is about 7 keV, which mainly originate from the  $D^{*0}D^+$  component of the  $DD^*$  molecule because the radiative decay width of  $D^{*0}$  is about 16 times of that of  $D^{*+}$  [30]. Considering isospin breaking due to the mass difference of the  $D^{*+}D^0$  and  $D^{*0}D^+$  channels, the radiative decay width will decrease. As a result, what we obtained should be viewed as an upper limit. The ratio of the decay widths of  $T_{cc} \rightarrow DD\gamma$  and  $T_{cc} \rightarrow DD\pi$  is in agreement with the ratio of the decay widths of  $D^* \rightarrow D\gamma$  and  $D^* \rightarrow D\pi$ , reflecting the fact that the decay width of  $T_{cc}$  is mainly from the decay of  $D^*$ . Since the decay width of a free  $D^{*+}$  is 83.4 keV, the decay width of a weakly bound  $DD^*$  molecule is not expected to be larger than 83.4 keV.

Now the question is how to understand the large discrepancy between our result and the experimental measurement? First, we have not considered explicitly the breaking of isospin symmetry. Analogous to the  $X(3872)$  case [32], taking into account the mass difference of 1.4 MeV between the  $D^{*0}D^+$  and the  $D^{*+}D^0$  channels would enhance the  $D^{*+}D^0$  contribution with respect to the  $D^{*0}D^+$  contribution. However, this will not affect our result in any considerable way as the  $D^{*0}$  and  $D^{*+}$  decay widths are similar with the former being 30% smaller. Second, in the LHCb experiment, the mass of the  $T_{cc}$  state is found below the  $D^{*+}D^0$  threshold with a significance of 4.3 sigma. If it is in fact very close to the  $DD^*$  threshold, or slightly above the  $DD^*$  threshold, a much larger decay width into  $DD\pi$  can be expected, as argued, for instance, in Ref. [33]. A third possibility is of course that the  $T_{cc}$  state is a compact tetraquark state, instead of a  $DD^*$  molecule. A tetraquark state made of a  $cc$ -diquark and a  $\bar{u}\bar{d}$ -antidiquark can decay into  $\Xi_{cc}\bar{p}$  according to the quark pair creation model<sup>2</sup>. However, as the mass of  $\Xi_{cc}\bar{p}$  is larger than the mass of  $T_{cc}$ , this strong

<sup>2</sup> A compact tetraquark with  $J^P = 1^+$  cannot decay into a pair of  $DD$ , consistent with the experimental observation that the enhancement at the  $DD$  invariant mass distribution is at the  $DD$  threshold [7, 8].

decay mode is kinematically forbidden. Although it can still decay through weak and radiative decays, the decay width should be very small. As a result, the assignment of the  $T_{cc}$  state as a compact tetraquark state does not seem to be able to solve the discrepancy.<sup>3</sup>

### III. SUMMARY AND OUTLOOK

We studied the decay width of the  $T_{cc}^+$  state in the effective Lagrangian approach. Assuming that the  $T_{cc}^+$  state is a hadronic molecule of  $DD^*$ , we obtained a partial decay width of  $T_{cc} \rightarrow DD\pi$  of 46 keV and a radiative decay width of about 7 keV. Their sum is much smaller than the central experimental value, but agrees with it at the level of 2 sigma. We argued that although the experimental binding energy favors a molecular interpretation for the  $T_{cc}$  state, a complete understanding of its decay width is still missing.

The discovery of the doubly charmed tetraquark state  $T_{cc}^+$  may open up another new era for hadron physics, in the same way that the discovery of  $X(3872)$  [34] did. Based on our previous studies, it is very reasonable to expect a complete multiplet of doubly charmed  $D^{(*)}\Sigma_c^*$  hadronic molecules, which are more bound than their hidden charm  $\bar{D}^{(*)}\Sigma_c^*$  counterparts [22]. We have also predicted the existence of two triply charmed pentaquark  $I(J^P) = 0(1/2^-)D^*\Xi_{cc}$  and  $I(J^P) = 0(5/2^-)D^*\Xi_{cc}^*$  states [35] and one  $\Omega_{ccc}\Omega_{ccc}$  dibaryon with charm number  $C=6$  [36]. All these remain to be further studied in more detail both theoretically and experimentally.

### IV. ACKNOWLEDGMENTS

MZL thank Mao-Jun Yan and Zhi-Feng Sun for useful discussion. This work is partly supported by the National Natural Science Foundation of China under Grants No.11735003, No.11975041, No.11961141004, No.11961141012, and No.12075288, and the fundamental Research Funds for the Central Universities, the Youth Innovation Promotion Association CAS, the Key Research Projects of Henan Higher Education Institutions under No. 20A140027, the Project of Youth Backbone Teachers of Colleges and Universities of Henan Province (2020GGJS017), and the Fundamental Research Cultivation Fund for Young Teachers of Zhengzhou University (JC202041042).

---

[1] M. Gell-Mann, Phys. Lett. **8**, 214 (1964).

[2] S. K. Choi *et al.* (Belle), Phys. Rev. Lett. **100**, 142001 (2008), arXiv:0708.1790 [hep-ex].

<sup>3</sup> As a compact  $cc\bar{u}\bar{d}$  tetraquark, it may be more difficult to decay into a  $DD^*$  pair than a weakly bound  $DD^*$  molecule.

- [3] R. Aaij *et al.* (LHCb), Phys. Rev. Lett. **115**, 072001 (2015), arXiv:1507.03414 [hep-ex].
- [4] R. Aaij *et al.* (LHCb), Phys. Rev. Lett. **122**, 222001 (2019), arXiv:1904.03947 [hep-ex].
- [5] R. Aaij *et al.* (LHCb), Sci. Bull. **65**, 1983 (2020), arXiv:2006.16957 [hep-ex].
- [6] R. Aaij *et al.* (LHCb), Phys. Rev. Lett. **125**, 242001 (2020), arXiv:2009.00025 [hep-ex].
- [7] F. Muheim, the European Physical Society conference on high energy physics 2021 , <https://indico.desy.de/event/28202/contribut>
- [8] I. Polyakov, the European Physical Society conference on high energy physics 2021 , <https://indico.desy.de/event/28202/contribut>
- [9] C. Semay and B. Silvestre-Brac, Z. Phys. C **61**, 271 (1994).
- [10] D. Janc and M. Rosina, Few Body Syst. **35**, 175 (2004), arXiv:hep-ph/0405208 [hep-ph].
- [11] J. Vijande, E. Weissman, A. Valcarce, and N. Barnea, Phys. Rev. **D76**, 094027 (2007), arXiv:0710.2516 [hep-ph].
- [12] S. H. Lee and S. Yasui, Eur. Phys. J. **C64**, 283 (2009), arXiv:0901.2977 [hep-ph].
- [13] Y. Yang, C. Deng, J. Ping, and T. Goldman, Phys. Rev. **D80**, 114023 (2009).
- [14] N. Li, Z.-F. Sun, X. Liu, and S.-L. Zhu, Phys. Rev. **D88**, 114008 (2013), arXiv:1211.5007 [hep-ph].
- [15] M. Karliner and J. L. Rosner, (2017), arXiv:1707.07666 [hep-ph].
- [16] Z.-G. Wang, Acta Phys. Polon. B **49**, 1781 (2018), arXiv:1708.04545 [hep-ph].
- [17] P. Junnarkar, N. Mathur, and M. Padmanath, Phys. Rev. D **99**, 034507 (2019), arXiv:1810.12285 [hep-lat].
- [18] M.-Z. Liu, T.-W. Wu, M. Pavon Valderrama, J.-J. Xie, and L.-S. Geng, Phys. Rev. **D99**, 094018 (2019), arXiv:1902.03044 [hep-ph].
- [19] R. Aaij *et al.* (LHCb), Phys. Rev. Lett. **119**, 112001 (2017), arXiv:1707.01621 [hep-ex].
- [20] T. Mehen, Phys. Rev. D **96**, 094028 (2017), arXiv:1708.05020 [hep-ph].
- [21] E. J. Eichten and C. Quigg, Phys. Rev. Lett. **119**, 202002 (2017), arXiv:1707.09575 [hep-ph].
- [22] M.-Z. Liu, J.-J. Xie, and L.-S. Geng, (2020), arXiv:2008.07389 [hep-ph].
- [23] Y.-b. Dong, A. Faessler, T. Gutsche, and V. E. Lyubovitskij, Phys. Rev. D **77**, 094013 (2008), arXiv:0802.3610 [hep-ph].
- [24] Y. Huang, M.-Z. Liu, Y.-W. Pan, L.-S. Geng, A. Martínez Torres, and K. P. Khemchandani, Phys. Rev. **D101**, 014022 (2020), arXiv:1909.09021 [hep-ph].
- [25] X.-Z. Ling, J.-X. Lu, M.-Z. Liu, and L.-S. Geng, (2021), arXiv:2106.12250 [hep-ph].
- [26] S. Weinberg, Phys. Rev. **130**, 776 (1963).
- [27] A. Salam, Nuovo Cim. **25**, 224 (1962).
- [28] K. Hayashi, M. Hirasawa, T. Muta, N. Seto, and T. Shirafuji, Fortsch. Phys. **15**, 625 (1967).
- [29] P. A. Zyla *et al.* (Particle Data Group), PTEP **2020**, 083C01 (2020).
- [30] J. L. Rosner, Phys. Rev. D **88**, 034034 (2013), arXiv:1307.2550 [hep-ph].
- [31] D. Becirevic and F. Sanfilippo, Phys. Lett. B **721**, 94 (2013), arXiv:1210.5410 [hep-lat].
- [32] N. A. Tornqvist, Phys. Lett. B **590**, 209 (2004), arXiv:hep-ph/0402237.
- [33] A. Del Fabbro, D. Janc, M. Rosina, and D. Treleani, Phys. Rev. D **71**, 014008 (2005), arXiv:hep-ph/0408258.
- [34] S. K. Choi *et al.* (Belle), Phys. Rev. Lett. **91**, 262001 (2003), arXiv:hep-ex/0309032.
- [35] M.-Z. Liu and L.-S. Geng, Eur. Phys. J. C **81**, 179 (2021), arXiv:2012.05096 [hep-ph].



[36] M.-Z. Liu and L.-S. Geng, (2021), arXiv:2107.04957 [hep-ph].