

Axion spectra and the associated x-ray spectra of low-mass stars

Ilídio Lopes  ^{1,*}

¹*Centro de Astrofísica e Gravitação - CENTRA, Departamento de Física, Instituto Superior Técnico - IST, Universidade de Lisboa - UL, Avenida Rovisco Pais 1, 1049-001 Lisboa, Portugal*

Axion particles are among the best candidates to explain dark matter and resolve the strong CP problem in the Standard Model. If such a particle exists, the core of stars will produce them in large amounts. For the first time, we predict the axion spectra and their associated luminosities for several low-mass stars – one and two solar masses stars in the main sequence and post-main sequence stages of evolution. Equally, we also compute the x-ray excess emission resulting from the conversion of axions back to photons in the presence of a strong magnetic field in the envelope of these stars. Hence, a given star will have a unique axion spectrum and L_a axion luminosity. And if such star has a strong magnetic field in its stellar envelope, it will also show a characteristic x-ray spectrum and $L_{a\gamma}$ x-ray luminosity. Such radiation will add up to the x-ray electromagnetic spectrum and L_X luminosity of the star. The present study focuses on axion models with an axion-photon coupling constant, $5 \cdot 10^{-11} \text{GeV}^{-1}$, a value just below the most recent upper limit of $6.6 \cdot 10^{-11} \text{GeV}^{-1}$ found by CAST and IAXO helioscopes. The range of axion parameters discussed here spans many axion models' parameter space, including the DFSZ and KSVZ models. We found that axions with a mass in the range 10^{-7} to 10^{-5} eV and an axion-photon coupling constant of $5 \cdot 10^{-11} \text{GeV}^{-1}$ produce an axion emission spectra with an averaged axion energy that varies from 1 to 5 KeV, and an L_a ranging from 10^{-6} to $7 \cdot 10^{-3} L_\odot$. We also predict that $L_{a\gamma}$ varies from $5 \cdot 10^{-8}$ to $10^{-5} L_\odot$ for stars with an averaged magnetic field of $3 \cdot 10^4$ G in their atmospheres. Most of these $L_{a\gamma}$ predictions are larger than the L_X observed in some stars. Therefore, such preliminary results show the potential of the next generation of stellar x-ray missions to constrain several classes of axion models.

PACS numbers:

I. INTRODUCTION

The axion or their closest relatives – the axionlike particles (ALP) are among the most popular candidates that are being proposed to explain the existence of dark matter. An ALP is a ultralight pseudoscalar boson a predicted by several extensions of the Standard Model [SM, e.g., 28]. ALPs are well-motivated particles that occur in many extra-dimension theories, like string theory and notably the M theory [e.g., 54, 85]. Nowadays, all these types of particles capable of solving the strong CP problem are many times referred to as QCD axion [25]. In this article, we opt to call all these different kinds of particles, ALPs included, simply by "axions" if not stated otherwise.

Many of these SM extensions predict the existence of axion channels' with photons γ and electrons e [67, 86, 87]; such processes are regulated by the coupling constants $g_{a\gamma}$ or g_{ae} respectively. Two large classes of axion models are currently quite popular in the literature, the Dine-Fischler-Srednicki-Zhitnitsky [DFSZ, e.g., 30] and the Kim-Shifman-Vainshtein-Zakharov [KSVZ, e.g., 45, 81] in which the anomaly is carried by SM quarks or new colored fermions, respectively [e.g., 44]. The two axion channels mentioned above occur in DFSZ and KSVZ models, although the axion-electron interaction is more common in the grand unification theories or GUTs [e.g., 42]. In astrophysical scenarios both processes can exist, the dominant spectrum will depend mostly on the magnitude of the relative values of g_{ae} and $g_{a\gamma}$ [e.g., 28]. In this work we will focus on the latter process.

The axion-photon channel gives rise to the Primakoff produc-

tion of axions inside stars. Indeed, Primakoff [68] discovered that in the presence of external electric and magnetic fields photons convert into axions. Although many works compute the axion emission spectrum for the Sun, this has not yet been done for other low-mass stars. A detailed calculation of the solar axion emission spectrum is found in Andriamonje et al. [2] and references therein. A more detailed study by Guarini et al. [39] found that solar large-scale magnetic fields enhance the axion emissivity by the coherent conversion of thermal photons to axions. It was also reported that, in the Sun, the plasmon-axion conversion could compete with the Primakoff production of axions [58]. Equally, Caputo et al. [21] found that, depending on the strength and nature of the solar magnetic field, the plasmon-axion conversion dominates over Primakoff production for energies lower than 200 eV.

Here, we are interested in studying for the first time the axion spectrum emitted inside low-mass stars and the electromagnetic spectrum excess produced by the axion-to-photon conversion in the atmosphere of the same stars. Accordingly, we will compute the Primakoff production of axions inside stars and their transformation back to x-ray radiation by inverse Primakoff production in the stellar surface. Since we compute the spectra of axions in the energy range from 1 to 15 KeV, the contribution of addition mechanisms mentioned above and in the Refs. [21, 39, 58] is negligible. This study is of interest for the next generation of stellar x-ray observational missions, for which the high precision measurement of the electromagnetic field will make it possible to put a stringent constraint on several classes of axion models. Low-mass stars with masses varying from 1 to 2 solar masses are good observational targets to study the impact of axions on the stellar evolutions. Among other reasons, we highlight the follow-

ing ones: (i) these stars are very abundant in the Universe; (ii) the internal structure of these stars, including our own Sun, is very well known (by means of helio- and asteroseismology), much better than for more massive stars (which are much less abundant in the Universe); (iii) the atmosphere of these stars and their magnetic fields are well understood.

We organize the article in seven sections: In Sec. II we explain the motivation for the axion existence in particle physics, cosmology and astrophysics; in Sec. III, we motivated the interest of using low mass stars to study the axion properties; in Sec. IV we explain how the axions are produced inside low-mass stars, and compute the axion spectrum for these stars in the main-sequence and post-main sequence phases; in Sec. V we present the model used to calculate the x-ray spectrum of axions; in Sec. VI we analyse and discuss the x-ray emission from axions for several stellar models. And finally, in Sec. VII, we summarize and present our results. If not stated otherwise, we work in natural units where the speed of light in the vacuum, the Planck constant and the Boltzmann constant are set to unity $\hbar = c = k_B = 1$.

II. AXION MOTIVATION IN PARTICLE PHYSICS AND ASTROPHYSICS

The axion appeared originally on a pioneer generalization of the standard model that was made by introducing a new global symmetry known now as the Peccei-Quinn symmetry [67]. Such transformation allows to explain the absence of the CP violation in the strong interaction (the so-called QCD strong CP problem). This first model was proposed by Peccei & Quinn [67], as well as by Weinberg [86] and Wilczek [87] and since then is known as the Weinberg-Wilczek-Peccei-Quinn model. The axions in this model have a symmetry-breaking scale of the order of the electroweak scale. Since this model has been ruled out, many alternative models (usually referred to as ALP models) are being developed where the symmetry-breaking scale becomes arbitrary.

The success of the axion theories has motivated many experimental physicists to propose and develop experiments to search for such particles: several detectors around the world are actively searching for the axions using the inverse Primakoff effect. The most well known of these detectors is the CERN Axion Solar Telescope or CAST [i.e. 19]. The most recent upper limit obtained CAST fixed the upper limit of the axion-photon coupling in $6.6 \cdot 10^{-11} \text{GeV}^{-1}$ at 95% confidence level [1]. Moreover, a new generation of experiments is being built to continue the CAST research, like International Axion Observatory [i.e., IAXO, 4] or the dielectric haloscope MADMAX [i.e., MAGnetized Disk and Mirror Axion eXperiment, 33, 46]. However many other detectors based on different experimental techniques and strategies have been proposed during the last decade to look for axions, like multilayer optical haloscopes [13], plasma haloscopes [50], dish anten-

nae [41], and a new class of detectors based on Antiferromagnetically doped topological insulators [TOORAD; 55].

Axions are excellent candidates to explain many features that occur during the formation and evolution of the Universe, including inflation, dark radiation and dark energy [e.g., 92]. The production and existence of axions has been suggested in many cosmological and astrophysical contexts, such as pure axion stars and hybrid axion stars [i.e., 22, 65, 91], to mention a few. In some scenarios, the gravitational field of a recently formed axion star can capture neutral hydrogen leading to the appearance of a hypothetical mix of stars [12]. Unlike pure axion stars, due to the electromagnetic emission these should be easy to observe. Axions are now known to produce many other astrophysical phenomena. For instance, they produce a unique electromagnetic spectrum stimulated by the presence of strong magnetic fields during the core-collapse of a supernova [59], or trigger superradiant instability of spinning black holes [23].

III. AXIONS, STARS AND MAGNETIC FIELDS

The impact of axions on stars has already been discussed for a diverse population of stellar objects. In general, the presence of axions inside stars leads to the formation of efficient energy-loss mechanisms. Due to this it has been possible to put constraints to the properties of such particles, for instance using the Sun [89], red giant stars [90], white dwarfs [27] and neutron stars [66]. There are already many observations of stars at different stages of their evolution that show trends of high energy losses and unique features in their electromagnetic spectra. In many of these cases, the standard cooling mechanisms are unable to explain such astronomical phenomena. The only way to describe these observations is to propose non-standard cooling channels; for which axion emission is a very plausible solution [e.g., 37, 38, 43, 72].

The fact that the structure of low-mass stars is much better known than other stars also results from the high-quality data already available and possible to be obtained by the current [47, 56] and future [74] asteroseismology missions. Asteroseismology probes the internal structure of these stars with unprecedented precision. These high-quality observations allow to obtain a detailed knowledge of the thermodynamical structure of many low-mass stars at different stages of evolution: main-sequence, sub-giant and red-giant phases. Such a unique set of asteroseismic data combined with high-precision spectroscopic observations make such stars a unique precision laboratory of experimental physics study to the properties of new particles like axions.

Particularly relevant for this study is the existence of magnetic fields in these stars. In the last seven decades powerful techniques based on the Zeeman effect [e.g., 7, 32] and spectropolarimetry [e.g., 31] have made possible the detection and measurement of magnetic activity of several star's

types across the HR diagram. Recent measurements found that main sequence and sub-giants stars with masses below $2.5 M_\odot$ have surface magnetic fields that vary between 0.5 and 40 kG [e.g., 18, 48, 49]. Classical examples of magnetic main-sequence stars are HD 215441 ($B \sim 3.4 \times 10^4$ G), HD 154708 ($B \sim 2.45 \times 10^4$ G), HD 137509 ($B \sim 2.9 \times 10^4$ G), and HD 75049 ($B \sim 3 \times 10^4$ G) [see 34, and references therein]. Such stellar activity usually is accompanied by a significant x-ray emission, i.e., a large luminosity in the x-ray energy band of the electromagnetic spectrum. See et al. [79] found that for main-sequence stars with masses smaller than $1.5 M_\odot$, L_X varies from 10^{-6} to $10^{-4} L_\odot$, where emissions have a sinusoidal behavior with periods varying from a few days to a month. This intense x-ray radiation is particularly prominent on the chemically peculiar A_p and B_p stars [76]. Since dynamo processes are at the origin of magnetic fields in the outer layers of all these stars [e.g., 52], for which their intensities change from the equator to the poles of the star and over long stellar cycles [57, 78]. Baliunas et al. [11] reported for the first time in a systematic manner the existence of sun-like magnetic cycles on low mass stars by measuring the chromospheric variations on these stars. Consequently, most of the x-ray emission in these stars will be strongly time-dependent. For some of these stars it is even possible to observe such x-ray time variability. Recently the XMM-Newton satellite has discovered such a long-term X-ray magnetic cycle in ϵ -Eri [24]. Such x-ray time dependence results from the variability of the stellar magnetic field. As we will discuss later, such magnetic field time dependence induces a variation on the x-ray spectrum resulting from axion conversion to photons in the stellar atmosphere.

IV. AXION PRIMAKOFF EMISSION SPECTRUM IN STARS

The phenomenology commonly used to describe all axions (including ALPs) result from these being very light particles with relatively low masses and very weak interactions. These particles interact so weakly with other particles that they have in the past been referred to as invisible [e.g. 30, 45]. Axions behave similarly to neutrinos, like them they provide an additional cooling mechanism in stars, their impact on the evolution of a star is well documented [e.g., 3, 69].

The interior of stars is a relatively well understood weakly coupled plasma which permits the precise calculations of axion production reactions [44]. Although many different types of axion reactions occur inside stars, the most crucial axion reaction is the axion-to-photon coupling – Primakoff reaction, that drives the production of axions in photon collisions with charged particles (Z) in the stellar plasma: $\gamma + Z \rightarrow a + Z$ [e.g., 42, 70]. This process that produces (or annihilates) axions reads

$$\mathcal{L}_{a\gamma} = -\frac{g_{a\gamma}}{4} F_{\mu\nu} F^{\mu\nu} a = g_{a\gamma} \mathbf{E} \cdot \mathbf{B} a, \quad (1)$$

where a is the axion field, F and \tilde{F} the electromagnetic field-

strength tensor and its dual, \mathbf{E} and \mathbf{B} are the electric and magnetic fields, and $g_{a\gamma}$ the axion-photon coupling constant. Such interaction implies the conversion of γ into a (and its reverse) in the presence of external electric and magnetic fields.

The hot plasma of the interior of most stars is an excellent source for the production of axions with an energy of several keV, by the transformation of thermal x-ray photons into axions in the electric fields of the charged particles [70]. The transition rate for a photon of energy E into an axion of the same energy by the Primakoff effect in a stellar plasma is

$$\Gamma_{\gamma a} = \frac{g_{a\gamma}^2 T k_s^2}{32\pi} \left[\left(1 + \frac{k_s^2}{4E^2} \right) \ln \left(1 + \frac{4E^2}{k_s^2} \right) - 1 \right], \quad (2)$$

where T is the temperature and k_s the screening scale. k_s in the Debye-Hückel approximation is

$$k_s^2 = \frac{4\pi\alpha_{em}}{T} \left(n_e + \sum_{nuclei} Z_j^2 n_j \right), \quad (3)$$

where α_{em} is the fine-structure constant, n_e and n_j are the number densities of electron and of the j th ion of charge Z_j . Thus, the axion flux spectrum produced by the star up to a certain dimensionless radius ($0 \leq r \leq 1$) is obtained from

$$\left(\frac{d\Phi}{dE} \right)_a = 2\pi \int_0^r \varphi_a(r, E) r dr, \quad (4)$$

where $r = R/R_\star$ and R_\star is the total stellar radius. $\varphi_a(r, E)$ is the stellar axion luminosity at the dimensionless radius [2], accordingly

$$\varphi_a(r, E) = \frac{R_\star^3}{2\pi^3 D_{AU}^2} \int_r^1 \frac{E k \Gamma_{\gamma a}}{e^{E/T} - 1} \frac{x dx}{\sqrt{x^2 - r^2}}, \quad (5)$$

where D_{AU} is the fiducial distance from the Earth to the star. The wave number k is

$$k^2 = E^2 - \omega_{pl}^2, \quad (6)$$

where ω_{pl} is the electron plasma frequency. This last quantity is given by

$$\omega_{pl} = \sqrt{\frac{4\pi\alpha_{em} n_e}{m_e}}, \quad (7)$$

where m_e is the electron mass. The total axion flux at the 1 A.U. is

$$\Phi_a = 2\pi \int_0^1 \int_{\omega_{pl}}^\infty \varphi_a(r, E) dE r dr, \quad (8)$$

the mean axion energy is

$$\langle E_a \rangle = \frac{2\pi}{\Phi_a} \int_0^1 \int_{\omega_{pl}}^\infty \varphi_a(r, E) E dE r dr, \quad (9)$$

and the total axion luminosity is $L_a = 4\pi D_{AU}^2 \Phi_a$.

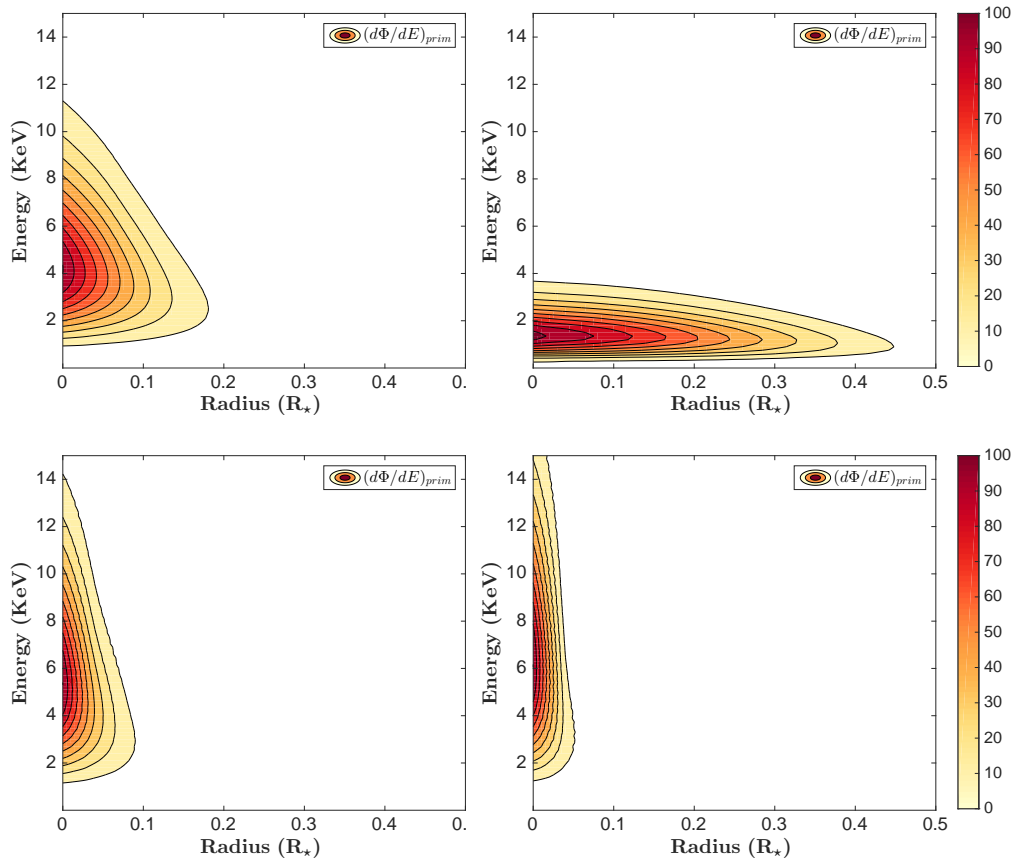


FIG. 1: The radial distribution of the axion energy loss rate $(d\Phi/dE)_a$ in the core of the star for the models: **top panels** - A_\odot (Sun) and A_1 ; **lower panels** - A_2 and B_3 . The description of the models is on Table I. The contours correspond to the variation of $(d\Phi/dE)_a$ (as a percentage) between the centre and the surface of the star. In this representation, $(d\Phi/dE)_a$ is independent of $g_{a\gamma}$.

In Table I we summarized the main characteristic of the stellar models considered in this study. Figure 1 shows the contour plot of the axion luminosity inside the star [Eq. (4)] as a function of the axion energy E and the dimensionless radius for some stellar models. Figure 2 shows the axion emission spectra of the same stellar models present in Table I. For convenience we consider that all stars are located at a fiducial distance of 1 A.U.

The stellar models were computed with the release version 12115 of the stellar evolution code MESA [60–64]. For the computation of these stellar models, we assume the input physics used for the standard solar model (SSM) but with the necessary adaptation for these stars. The SSM is a reference solar model: a one-dimensional stellar evolution of one solar mass star allowed to evolve in time until the present-day solar age, 4.57 Gyrs, having been calibrated to the values of luminosity and effective temperature of the present Sun, respectively, 3.8418×10^{33} erg s $^{-1}$ and 5777 K, as well as the observed abundance ratio at the Sun’s surface: $(Z_s/X_s)_\odot = 0.0181$, where Z_s and X_s are the metal and hy-

drogen abundances at the surface of the star [8, 10, 84]. The details of this SSM in which we use the AGSS09 (low-Z) solar abundances [6] can be found in Lopes and Silk [51] and Capelo and Lopes [20]. All the generated one and two-solar mass models start in the pre-main sequence, assuming the star was initially chemically homogeneous and fully convective.

The SSM corresponds to the model A_\odot in Table I. In Figs. 1 (top-left panel) and 2 (top and lower panels – blue light curve) is shown the solar axion luminosity contours and the axion solar spectrum, respectively. In the first line of columns 7 and 8 of Table I are shown some characteristics of the axion emissivity for the Sun. In particular, we check that for an axion model with $g_{a\gamma} = 10^{-10}$ GeV $^{-1}$, the total solar axion flux at the Earth is $3.75 \cdot 10^{11}$ cm $^{-2}$ s $^{-1}$ near the value predicted originally by van Bibber et al. [89], which corresponds to a luminosity $1.9 \cdot 10^{-3} L_\odot$. The properties of this axion model are consistent with the axion emissivity contours and emission spectrum found in the literature for the Sun, for instance by Andriamonje et al. [2] and Arik et al. [5], respectively.

Table I shows five solar-mass star models at different stages of evolution from the pre-main sequence up to the red giant phase, and another four models for two solar-mass stars at identical evolution stages. Conveniently, we choose the fiducial value of $g_{a\gamma} = 5 \cdot 10^{-11} \text{ GeV}^{-1}$; this value is slightly lower than the current upper limit found by CAST helioscope [1]. Figure 1 also shows that the axion emission always occurs in the stellar core, within a radius smaller than $0.5R_*$. The magnitude and energy range of the axions emitted is strongly dependent on the physics of the stellar core [cf. Eqs. (2) and (3)]. Specifically, the core's temperature and density for these stars varies from $5.2 \cdot 10^6$ to $2.5 \cdot 10^7 \text{ } ^\circ K$ and from 3 to $1.5 \cdot 10^3 \text{ g cm}^{-3}$.

This dependence of the axion emissivity on the structure of the star leads to quite distinct axion spectra shapes in comparison with the Sun (see Fig. 2). For instance, one of the two solar-mass stars has an axion spectrum that is 15 times larger than the solar one (compare A_\odot and B_1 models in Fig. 2). Moreover, the average axion energy $\langle E_a \rangle$ and axion luminosity L_a vary significantly between models (see Table I). Equally, the axion luminosity changes by several orders of magnitude from 10^{-3} to $10^{-6} L_\odot$ (see Table I), and the shape of the axion spectra changes slightly with the star; the more massive stars have a more intense axion emission spectrum as shown in Fig. 2.

V. INVERSE PRIMAKOFF INTERACTION

In some regions of the atmosphere of most stars, the stellar plasma has the conditions to naturally stimulate the conversion of axions to photons [93]. The inverse Primakoff reaction occurs when the energy of the photons is sufficiently far above all resonances [Eq. 6]. Since we are concerned with axions with energy in the KeV range this condition automatically satisfies [89]. Typically, such an axion process occurs in a region made of a plasma of low density and metallicity immersed in a strong magnetic field. To that end, we will assume that the inverse Primakoff reaction occurs in a magnetized region of the star with a low density. This condition is satisfied in the outer layers of most main-sequence and post-main sequence stars since most of the stellar mass locates in the internal region of the star. For instance for a star like the Sun, 98% of its mass is below 0.7 of its radius [20]. The external layer of these stars with very low densities are known to be responsible for the generation of a strong magnetic field by dynamo action when in the presence of differential rotation and meridional flows [52]. Accordingly, as predicted by many stellar dynamo models, we assume the existence of a magnetic layer located between the upper layers of the star and lower part of the stellar atmosphere, where the near-surface convection influences the local magnetic fields. This most external layer is responsible for the magnetic activity observed in many stars [e.g., 14, 17, 53]. Such large concentrations of a magnetic field emerging on the stellar surface lead to the formation of active regions encompassing magnetic features, such as dark

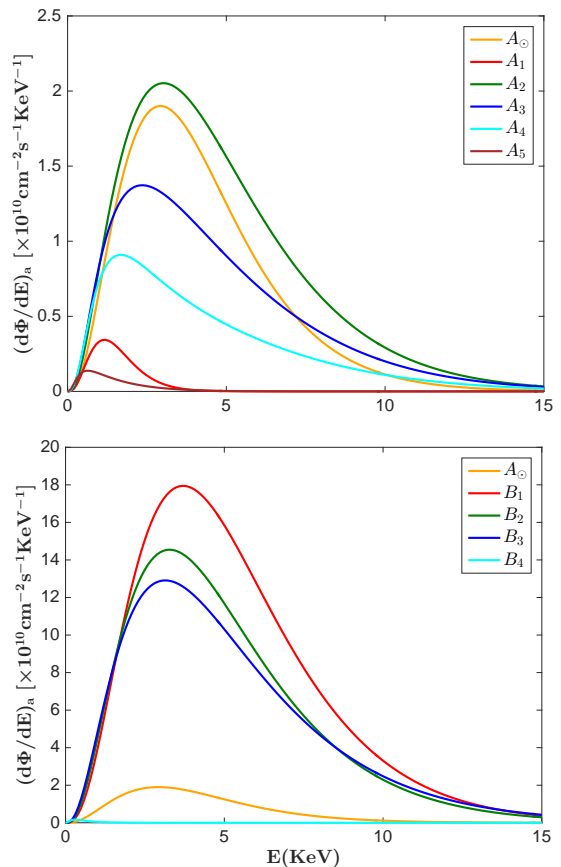


FIG. 2: Axion emission spectrum $(d\Phi/dE)_a$ due to Primakoff axion production: We compare the axion emission fluxes for stars with 1 and 2 solar masses obtained from up-to-date stellar evolution models. The different curves correspond to models shown in Table I: **top panel:** A_1 (0.01 Gyr, red curve); A_2 (10.61 Gyr, green curve); A_3 (11.37 Gyr, blue curve); A_4 (11.58 Gyr, cyan curve); A_5 (12.16 Gyr, brown curve); **lower panel:** B_1 (0.02 Gyr, red curve); B_2 (0.7 Gyr, green curve); B_3 (0.98 Gyr, blue curve); B_4 (1.05 Gyr, cyan curve); **The Sun** (A_\odot , 4.6 Gyr, orange curve) is plotted in both panels. For the calculation of the axion spectrum, we use an axion–photon coupling of $g_{a\gamma} = 5 \times 10^{-11} \text{ GeV}^{-1}$.

spots and bright faculae [80, 83].

Under the approximation that all axions travel along radial trajectories in the stellar atmosphere, and the hypothesis that the stellar magnetic field varies in a length scale much larger than the photon and axion wavelengths, we can derive an analytic expression for the axion conversion to photons using a WKB approximation [71]. Accordingly, the propagation of the photon and axion in the radial direction with a Energy E is given by

$$\left[i\partial_r + E + \hat{\mathbf{A}} \right] \cdot \hat{\mathbf{V}} = 0, \quad (10)$$

where $\hat{\mathbf{V}}$ is a 3 component vector and $\hat{\mathbf{A}}$ is a 3×3 symmetric matrix that defines the interaction of the photon-axion pair

Star	Mass M_\odot	Age Gyr	Radius R_\odot	Lum. L_\odot	Temp. $10^3 \text{ }^\circ\text{K}$	$\langle E_a \rangle$ KeV	L_a L_\odot	$L_{a\gamma}$ L_\odot
A_\odot	1.0	4.6	1.0	1.0	5.87	4.2	$4.6 \cdot 10^{-4}$	$3.7 \cdot 10^{-7}$
A_\odot^*						4.2	$1.8 \cdot 10^{-5}$	$5.9 \cdot 10^{-10}$
A_\odot^{**}								$4.9 \cdot 10^{-8}$
A_1	1.0	0.01	1.41	0.59	4.27	1.6	$1.1 \cdot 10^{-5}$	$1.6 \cdot 10^{-8}$
A_2	1.0	10.6	1.45	1.92	5.64	4.8	$6.8 \cdot 10^{-4}$	$1.1 \cdot 10^{-6}$
A_3	1.0	11.4	1.75	2.10	5.3	4.7	$4.4 \cdot 10^{-4}$	$1.1 \cdot 10^{-6}$
A_4	1.0	11.6	2.01	2.25	5.0	4.4	$2.4 \cdot 10^{-6}$	$1.1 \cdot 10^{-7}$
A_5	1.0	12.2	6.0	15.3	4.7	1.5	$4.2 \cdot 10^{-6}$	$2.1 \cdot 10^{-7}$
B_1	2.0	0.02	1.63	16.1	9.1	5.3	$6.9 \cdot 10^{-3}$	$1.4 \cdot 10^{-5}$
B_1^*						5.3	$2.8 \cdot 10^{-4}$	$2.2 \cdot 10^{-8}$
B_1^{**}								$1.0 \cdot 10^{-6}$
B_2	2.0	0.7	2.42	19.9	7.84	5.0	$5.1 \cdot 10^{-3}$	$2.3 \cdot 10^{-5}$
B_3	2.0	1.0	3.50	28.8	7.15	5.2	$1.1 \cdot 10^{-6}$	$2.1 \cdot 10^{-7}$
B_4	2.0	1.1	16.2	101.9	4.56	0.7	$1.1 \cdot 10^{-6}$	$2.0 \cdot 10^{-7}$

TABLE I: Comparison of the axion properties of several stellar models, including an up-to-date standard solar model of the Sun [20]. The table shows different stellar quantities such Mass, Age, Radius, Luminosity (Lum.), Temperature (Tem.), Axion Luminosity and x-ray axion Luminosity (see the main text). The axion has a mass of $m_a = 10^{-7}$ eV and axion-photon coupling $g_{a\gamma} = 5 \cdot 10^{-11}$ GeV $^{-1}$. The magnetic conversion layer in the star has a thickness of $\Delta R_\star = 0.15 R_\star$ and an average magnetic field of $B = 3 \cdot 10^4$ G. In the calculation of the model pairs: A_\odot^* and B_1^* , and A_\odot^{**} and B_1^{**} , we assume $g_{a\gamma} = 10^{-11}$ GeV $^{-1}$, and $m_a = 10^{-5}$ eV respectively.

with the magnetic field \mathbf{B} . The vector $\hat{\mathbf{V}}$ reads

$$\hat{\mathbf{V}} = \begin{pmatrix} V_\perp \\ V_\parallel \\ V_a \end{pmatrix}, \quad (11)$$

where $V_\parallel(r)$ and $V_\perp(r)$ denotes the vector potential in the plane normal and perpendicular to the direction of the propagation and parallel to the external magnetic field, while $V_a(r)$ is the axion field. The matrix \mathbf{A} reads

$$\hat{\mathbf{A}} = \begin{pmatrix} \Delta_\perp & 0 & 0 \\ 0 & \Delta_\parallel & \Delta_B \\ 0 & \Delta_B & \Delta_a \end{pmatrix}. \quad (12)$$

Here, we follow the notation of Raffelt and Stodolsky [71]. The quantities $\Delta_\perp(r) = 4/2E \xi \sin^2 \phi$, $\Delta_\parallel(r) = 7/2 E \xi \sin^2 \phi$ and $\Delta_B(r) = (g_{a\gamma}/2)B(r) \sin \phi$ are terms that define the interaction of the axion with the magnetic field, and $\Delta_a = -m_a^2/(2E)$ is a term that incorporates

the axion mass m_a and is responsible for the small difference momenta between axion and photon states. $B(r)$ is the strength of the magnetic field at radius r and ϕ is the angle between the magnetic field and the photon momentum, and $\xi(r) = (\alpha_{em}/45\pi)[B(r)/B_c]^2$ where $B_c = m_e^2/e$ is a critical magnetic field strength.

In the following, we discuss the conversion of photon to axion mixing as a photon propagates through a highly magnetized medium. Following Raffelt and Stodolsky [71], if the magnetic field is homogeneous, the subsystem of equations (V_\parallel, V_a) on the system of equations (10) [also the second and third lines of (11) and (12)] can be computed separately from the equation V_\perp (also the first line of 11 and 12). Therefore, the leading stationary wave Eq. (10) reduces to two decoupled systems of first-order differential equations [e.g., 35, 66]. Accordingly, the subsystem of Eqs. (V_\parallel, V_a) reduces to the simplified stationary wave equation

$$[i\partial_r + E + \mathbf{A}] \cdot \mathbf{V} = \mathbf{0} \quad (13)$$

where \mathbf{V} is a vector (similar $\hat{\mathbf{V}}$) with only two component that defines the amplitudes of photon and axion states, \mathbf{A} is a 2×2 symmetric matrix (similar $\hat{\mathbf{A}}$) that defines the interaction of the axion with the magnetic field. Accordingly, \mathbf{V} reads

$$\mathbf{V} = \begin{pmatrix} V_\parallel \\ V_a \end{pmatrix} \quad (14)$$

and \mathbf{A} takes the form

$$\mathbf{A} = \begin{pmatrix} \Delta_\parallel & \Delta_B \\ \Delta_B & \Delta_a \end{pmatrix}. \quad (15)$$

Fortin and Sinha [35] have made a detailed study of the conversion of axionlike particles to photons in a electromagnetic background have shown that Eq. (13) is valid also in the high-magnetization limit where the electron cyclotron frequency $\omega_c = \sqrt{\alpha_e}B/(m_e c)$ is much larger than electron plasma frequency ω_{pl} [see Eq. 7] and $E (\omega_c \gg E$ and $\omega_{pl})$. Equation (13) can be diagonalized by rotating the fields, $\mathbf{V}' = \mathbf{R}(-\theta) \cdot \mathbf{V}$, where $\mathbf{R}(\theta)$ is the two dimensional unitary rotation matrix. $\mathbf{R}(\theta)$ is given by

$$\begin{pmatrix} \cos \theta & -\sin \theta \\ \sin \theta & \cos \theta \end{pmatrix}, \quad (16)$$

where θ is a mix angle satisfying the relation

$$\tan(2\theta) = \frac{2\Delta_B}{\Delta_\parallel - \Delta_a}. \quad (17)$$

Accordingly, the wave Eq. (13) becomes diagonal in the referential of the rotation vector \mathbf{V}' , thus

$$[i\partial_r + E + \mathbf{A}'] \cdot \mathbf{V}' = \mathbf{0}. \quad (18)$$

Here the matrix \mathbf{A}' reads

$$\mathbf{A}' = \begin{pmatrix} \Delta'_{\parallel} & 0 \\ 0 & \Delta'_a \end{pmatrix}. \quad (19)$$

where $\Delta'_{\parallel} = \lambda_1$ and $\Delta'_a = \lambda_2$ with $\lambda_j = 1/2 [\Delta_{\parallel} + \Delta_a - (-1)^j (\Delta_{\parallel} - \Delta_a) / \cos(2\theta)]$ ($j = 1, 2$).

Following Raffelt and Stodolsky [71] the previous calculation is greatly simplified if we define phases relative to the unmixed component, and neglect a common phase. The solution can be found by first performing a matrix rotation to an eigenstate basis where the propagation matrix is diagonal, propagating the two eigenstates independently, and then rotating back to the photon-axion basis. This yields an evolution equation for the mixing components in the original referential as

$$\begin{pmatrix} V_{\parallel} \\ V_a \end{pmatrix} (r) = \mathcal{M}(r) \cdot \begin{pmatrix} V_{\parallel} \\ V_a \end{pmatrix} (0) \quad (20)$$

where \mathcal{M} is

$$\mathcal{M} = \mathbf{R}(\theta) \cdot \mathcal{M}_D \cdot \mathbf{R}(-\theta) \quad (21)$$

and \mathcal{M}_D is given by

$$\mathcal{M}_D = \begin{pmatrix} e^{-i(\Delta'_{\parallel} - \Delta_{\parallel})r} & 0 \\ 0 & e^{-i(\Delta'_a - \Delta_a)r} \end{pmatrix}. \quad (22)$$

The probability for an axion-photon transition amplitude [42, 89] is computed from the off-diagonal terms in $\mathcal{M}_{(12)}$ of Eq. (21). Therefore, the probability of an axion being converted to a photon is

$$P_{a\gamma} = \sin^2(2\theta) \sin^2 \left[\frac{\Delta_B r}{\sin(2\theta)} \right]. \quad (23)$$

The strength and geometry of the magnetic field in the atmosphere of a main sequence and post main sequence star varies in a complicated manner, in such a way that the extraction of the averaged poloidal and toroidal components of B is quite diverse between these stars. Moreover, it was found that the degree of complexity of the magnetic field appears to be independent of the stellar mass. For instance in these stars the geometry surface magnetic fields varies from purely poloidal to non-poloidal (complicated) geometries [49]. In principle, we can consider more complex magnetic field configurations to compute $P_{a\gamma}$, but the estimation obtained is largely identical to the one computed with Eq. (23). Moreover, to simplify the calculation of the x-ray spectrum produced by this inverse Primakoff reaction, we will assume the process occurs in the presence of an averaged magnetic field B located in a fiducial layer of thickness (of a fixed percentage of the stellar radius) ΔR_{\star} in the exterior of star.

In real stars, the axion magnetic conversion layers will have a very complex structure, with varying density, chemical composition and magnetic fields. Nevertheless, our model allows

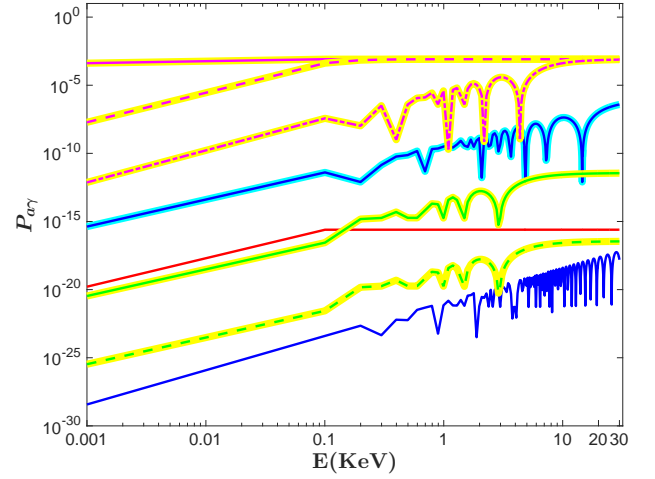


FIG. 3: The conversion probability of an axion to photon $P_{a\gamma}$ as a function of the energy. The $P_{a\gamma}$ is obtained by varying some of the parameters of the reference axion model (see end of this caption): (a) red and yellow curves correspond to Eqs. (23) and (24) with $m_a = 10^{-7}$ eV (continuous curve), 10^{-6} eV (dashed curve) and 10^{-5} eV (dotted-dashed curve); (b) blue and cyan curves correspond to an axion model identical to (a) with $m_a = 10^{-4}$ eV and $\Delta R_{\star} = 0.005 R_{\odot}$; (c) green and yellow curves correspond to an axion model identical to (a) with $m_a = 10^{-3}$ eV and $\Delta R_{\star} = 0.001 R_{\odot}$; (d) dashed green and yellow curves correspond to a axion model identical to (c) with $\phi = 10^{-3}\pi$; **Reference axion model** $g_{a\gamma} = 5 \times 10^{-11} \text{ GeV}^{-1}$, $m_a = 10^{-7} \text{ GeV}$, $B = 3 \times 10^4 \text{ G}$, $\phi = \pi/2$ and $\Delta R_{\star} = 0.15 R_{\star}$ (see main text). For comparison, we also show $P_{a\gamma}$ for the conversion of axions to photons occurring inside an experimental axion detector (with a magnetic field B and dimension D_m): (e) red curve corresponds to an axion with $m_a = 1 \times 10^{-3}$ eV, and a detector with $B = 9 \times 10^4 \text{ G}$ and $D_m = 10 \text{ m}$ [93]; (f) blue curve corresponds to conversion to an axion with $m_a = 8 \times 10^{-4}$ eV and a detector with $B = 3 \times 10^{-1} \text{ G}$ and $D_m = 6 \times 10^5 \text{ m}$; D_m is identical to ΔR_{\star} for a star (see main text)[36, 82].

us to obtain for the first time an estimation of the excess of x-ray radiation due to inverse Primakoff reaction. Therefore, we assume the magnetic layer has a thickness of $\Delta R_{\star} = 0.15$ and is crossed by constant magnetic field B .

As we will find out in the next section, the electromagnetic emission coming from these axions will appear as an additional photon source in the x-ray energy range of the electromagnetic spectrum above the stellar background.

Under the previous assumptions, and since we are interested in the weak-mixing axion regime where $\theta \ll 1$, from Eq. (17) we compute $\theta \approx \Delta_B / (\Delta_{\parallel} - \Delta_a)$, and by using this result on Eq. (23) we obtain

$$P_{a\gamma} \approx 4 \frac{\Delta_B^2}{\Delta_a^2} \sin^2 \left(\frac{\Delta_a \Delta R_{\star}}{2} \right) \quad (24)$$

with $\Delta_B^2 / \Delta_a^2 = g_{a\gamma}^2 B^2 E^2 / m_a^4 \sin \phi$. The derivation of the previous expression is possible, since for axions with a very low mass, we have $|\Delta_a| \gg \Delta_{\parallel}$ and $\theta \approx \Delta_B / \Delta_a$.

Figure 3 shows Eqs. (23) and (24) in comparison with other expressions in the literature. We start by noticing that for all parameters considered in this study, the two expressions are equivalent. In this figure, we choose a set of axion parameters that better shows the similitude of the inverse Primakoff reaction occurring in the external layers of stars and on axion detectors. The numerical results obtained with our analytical expressions are identical to others found in the literature to determine the conversion of axions to photons in experimental detectors, for instance Zioutas et al. [93] and Sikivie [82]. $P_{a\gamma}$ [see Eq. 24] function is strongly dependent on the axion parameters (mass, energy and axion-photon coupling constant) and the magnitude of the magnetic field, as shown by the approximative Eq. (24) and confirmed in Fig. 3. Some of $P_{a\gamma}$ results show a oscillatory pattern (see cases (a), (b) and (c) in Fig. 3), as well as the $P_{a\gamma}$ of Zioutas et al. [93]. This behavior is related to the mass of the axion m_a and ΔR_* (see Eq. 24). In an axion detector, D_m replaces ΔR_* , where D_m is the dimension of the region where B is applied Zioutas et al. [93]. We also observe that $P_{a\gamma}$ depends on the phase ϕ as shown by the analytical approximation (24), leading in some cases to the $P_{a\gamma}$ functions varying by a few orders of magnitude (see cases (c) and (d) in Fig. 3). Nevertheless, without loss of generality, we opt to choose $\phi = \pi/2$ or $\sin \phi = 1$ if not stated otherwise.

VI. AXION ELECTROMAGNETIC INVERSE PRIMAKOFF SPECTRUM

Here, we calculate the electromagnetic spectrum related with the inverse Primakoff reaction. Such spectrum is obtained as the product of the axion emission spectrum coming from the stellar interior [Eq. 4] and the axion-to-photon conversion probability $P_{a\gamma}$ [Eq. 23]. Accordingly, the flux of axion-induced x-ray photons at 1 A.U. is calculated as

$$\left(\frac{d\Phi}{dE}\right)_{a\gamma} = P_{a\gamma} \left(\frac{d\Phi}{dE}\right)_a, \quad (25)$$

where $(d\Phi/dE)_a$ is given by Eq. (4) for $r = R_*$.

The total axion flux conversion to x-ray flux at an 1 A.U. distance, the correspondent luminosity, and the mean x-ray axion energy is computed in a similar way to Eqs. (8) and (9), but now modified by the conversion probability $P_{a\gamma}$ [Eq. 23]. Accordingly

$$\Phi_{a\gamma} = 2\pi \int_0^1 \int_{\omega_{p1}}^{\infty} \varphi_a(r, E) P_{a\gamma} dE r dr, \quad (26)$$

the corresponding x-ray luminosity is $L_{a\gamma} = 4\pi D_{AU}^2 \Phi_{a\gamma}$. The predictions of the x-ray axion luminosities for the stars studied in this work are shown in column 9 of Table I.

Figure 4 show the typical x-ray spectra generated by the magnetic layer located in the external layers of the stars (see Table

I). All these x-ray axion spectra are a few orders of magnitude smaller that the axion spectra coming from the core of the star, accordingly the x-ray axion luminosity varies by the same other of magnitude (see column 9 of Table I).

We found that some of the x-ray axion spectra have a unique sinusoidal shape that is related to the mass of the axion, as illustrated in Fig. 4 [panels (b) and (d)]. Such periodic behavior is more pronounced for axions with a lower mass, the variation of the mass of the axion leads to spectra with similar sinusoidal shapes but different periodicities.

Since such stars' magnetic field is time-dependent like the stellar magnetic cycle [11, 52], the x-ray spectrum produced from the interaction of axions with the stellar magnetic fields (see section and references therein) will also vary in time.

The spectra calculated here are initial estimates of the averaged x-ray emission rate of axion conversion in the atmosphere of a star. To make reliable predictions of the x-ray emission spectra is necessary to include a more detailed account of the stellar atmosphere structure. Indeed, the atmospheres of low-mass stars, among others, present a large diversity in terms of thermodynamics properties, chemical composition and intensity and topology of the magnetic fields. Only by including a detailed description of the atmosphere of such stars, it is possible to make a reliable prediction of the x-ray emission coming from converting axions to x-rays in stellar atmospheres.

It is worth mentioning that axion spectra and the x-ray spectra of the axion emission are strongly dependent on the axion-photon coupling constant and the mass of the axion. For instance, if the value of the axion-photon coupling constant changes from $5 \times 10^{-11} \text{ GeV}^{-1}$ to $10^{-11} \text{ GeV}^{-1}$, L_a for the Sun and a two-solar mass star decreases by an order of magnitude, while $L_{a\gamma}$ decreases by 3 orders of magnitude (compare model A_{\odot}^* with A_{\odot} , and B_1^* with B_1 in Table I). If similarly, when we vary m_a from 10^{-7} eV to 10^{-5} eV , then $L_{a\gamma}$ decreases by one order of magnitude (compare model A_{\odot}^{**} with A_{\odot} , and B_1^{**} and B_1 in Table I).

Nevertheless, we can find a combination of parameters, such as $g_{a\gamma} = 5 \times 10^{-11} \text{ GeV}^{-1}$ and $m_a = 10^{-7} \text{ eV}$ (as show in Table I) for which the x-ray axion luminosities of these stars vary between 10^{-5} and $10^{-7} L_{\odot}$. Such luminosities are comparable or even larger than the x-ray luminosity currently measured for many low-mass stars: 10^{-4} to $10^{-7} L_{\odot}$ [79]. This result shows the potential of x-ray stellar astronomy to put constraints in low mass axion models.

VII. CONCLUSION

Stars are commonly used to test new particles and interaction channels, mostly because many of such interactions occurring inside stars are strongly dependent on temperature, density and chemical composition of the stellar plasma. By taking advantage of similar behaviors for the axion, we study

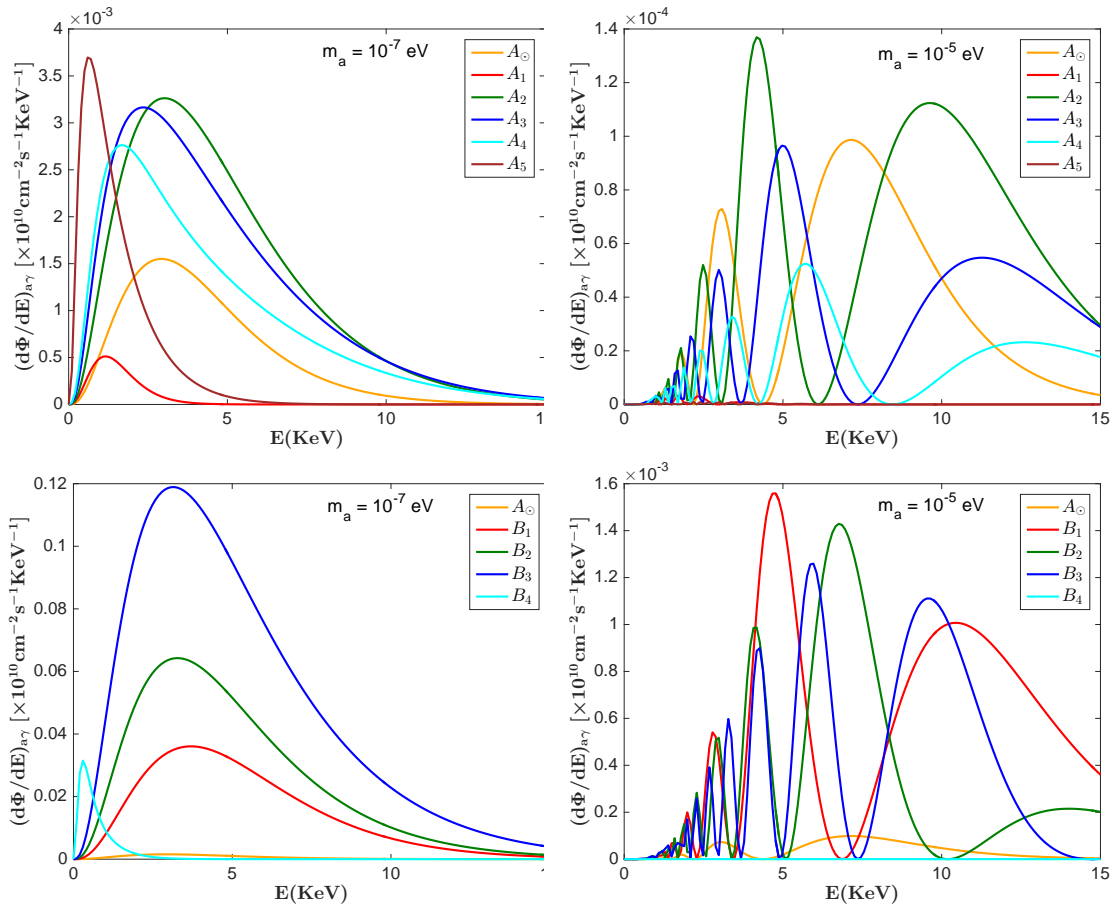


FIG. 4: x-ray emission spectrum $(d\Phi/dE)_{a\gamma}$ due to inverse Primakoff photon production: Comparison spectra calculated for stellar models of one (**top panels: a, b**) and two (**lower panels: c, d**) solar masses shown in Fig. 2 and Table I. The mass of the axion is equal to: 10^{-7} eV (**a**) and 10^{-5} eV (**b**) for models $A_{\odot}, A_1, \dots, A_5$; and 10^{-7} eV (**c**) and 10^{-5} eV (**d**) for models $A_{\odot}, B_1, \dots, B_4$. In all these models the axion magnetic conversion layer has a thickness of $0.15 R_{\star}$ and an averaged magnetic field of $3 \cdot 10^4$ G.

how such particles are generated inside main-sequence and post main-sequence stars. We have confirmed previous computations done for the present Sun and found that for other low-mass stars the axion spectrum changes in intensity and shape by a few orders of magnitude, depending significantly on the mass and age of the star.

We found that stars with external magnetic fields could have an excess of radiation in the x-ray energy range of the electromagnetic spectrum resulting from the conversion of axions into photons by their atmospheric magnetic field. We also establish that for stars with an averaged magnetic field above 30 kG for some axion models, this can lead to the production of an x-ray excess in their electromagnetic spectra. These stars will have an excess of x-ray electromagnetic radiation above $10^{-5} L_{\odot}$, if the axions have an axion-photon coupling constant above $5 \cdot 10^{-11} \text{GeV}^{-1}$ and an axion mass of the order of 10^{-7}eV . These values correspond to a region of the axion parameter space $m_a - g_{a\gamma}$ that is not been probed by current axion detectors including the CAST collaboration as reported in Anastassopoulos et al. [1]. We predict that main sequence and post-main sequence stars can have x-ray luminosities due

to axion emission above $10^{-5} L_{\odot}$ which is larger or comparable to the x-ray luminosity measured in some low-mass stars [79].

Therefore, this work shows that if high precision stellar x-ray observations are made available by the next generation of satellites, it will be possible to constrain the $m_a - g_{a\gamma}$ parameters using another axion mechanism operating low-mass stars, rather than the classical axion energy-loss that is known to affect the evolution of the Sun and horizontal branch stars. By taking advantage of a large number of stars expected to be observed by the next generation of x-ray missions, this novel method should allow us to enhance the current axion constraints by using measurements of stellar x-ray luminosities. Moreover, by using a large ensemble of stars including more massive stars such result can possibly be extended for axion models with masses varying from 10^{-7} to 10^{-5}eV , a region of the axion parameter space not continuously probed by current detectors. In that way, such study could complement the few but important measurements in that axion mass range made by haloscopes.

Moreover, this study could also contribute and complement other methods to put constraints using the x-ray emission resulting from the interaction of stellar axions with the galactic magnetic field between the source of axion and the Earth. Dessert et al. [26] using x-ray data from the Quintuplet and Westerlund 1 super star clusters, were able to found upper limits to the axion-photon coupling and axion mass with a 95% confidence level: $g_{a\gamma} \lesssim 3.6 \times 10^{-12} \text{ GeV}^{-1}$ and $m_a \lesssim 5 \times 10^{-11} \text{ GeV}$. This constraint is obtained under the usual assumption that the magnetic field is homogeneous between the location of stellar clusters and Earth.

The existence of axions is complicated to establish mainly since the axion is a low mass particle with a weak interaction with standard ones. For this reason, many classic phenomena can mask the astrophysical signature of the axion. As in many other situations in physics, a possible discovery of axions will only be possible if we can find different astrophysical scenarios that can be explained by the same axion particle. Therefore the study of the x-ray spectra produced by the interaction of the axion with the magnetic fields, either in the atmosphere of the stars or in the galaxy, can contribute significantly to resolve this problem.

Finally, this study is of interest for the future search of axion signatures in stellar astrophysics scenarios, namely when looking for signatures of the production of axions in stars. It is also useful to take advantage of a large amount of high-quality observational data that will be made available by some present, and future astronomical observatories and astrophysical space missions. As shown in this work, a prominent axion signature to look for is an excess of radiation in the x-ray energy band of the electromagnetic spectrum (that cannot be explained by the standard magnetism of stars) – the next generation of x-ray satellites will be a powerful tool to test such class of axion models. Among others, we mention the Nuclear Spectroscopic Telescope Array mission or NuSTAR [this is a x-ray telescope launched in 2012, operating in the band from 3 to 79 keV 40], and the Time-Resolving Observatory for Broadband Energy x-rays [STROBE-X; 73] mission. The latter is a future x-ray satellite expected to observe in the energy range: 2 to 60 KeV, exactly the energy range where axion models are expected to have the maximum emission.

In this preliminary study, like in others found in literature, we do not consider the diversity of spectral properties of the stellar atmosphere and magnetic fields found in such low-mass stars (and many others across the HR diagram) in our calculations. We also neglect the time variability observed in the magnetic fields of the Sun and many other stars. However, we expect that a detailed prediction of the x-ray radiation emitted resulting from axion interaction with the stellar magnetic field should take such effects into account. Nevertheless, we believe that the overall result found in this study should remain valid.

The author is grateful to the MESA team for having made their code publicly available. The author also thanks the

anonymous referee for the revision of the manuscript. I.L. thanks the Fundação para a Ciência e Tecnologia (FCT), Portugal, for the financial support to the Center for Astrophysics and Gravitation (CENTRA/IST/ULisboa) through the Grant Project No. UIDB/00099/2020 and Grant No. PTDC/FIS-AST/28920/2017.

* ilidio.lopez@tecnico.ulisboa.pt

- [1] Anastassopoulos, V., and 65 colleagues 2017, "New CAST limit on the axion-photon interaction", *Nature Physics*, **13**, 584-590.
- [2] Andriamonje, S., and 61 colleagues 2007, *Journal of Cosmology and Astroparticle Physics*, 2007, 010.
- [3] Archidiacono, M., T. Basse, J. Hamann, S. Hannestad, G. Raffelt, and Y. Y. Y. Wong 2015, *Journal of Cosmology and Astroparticle Physics*, 2015, 050.
- [4] Armengaud, E., Avignone, F. T., Betz, M., et al. 2014, *Journal of Instrumentation*, **9**, T05002
- [5] Arik, E., and 71 colleagues 2009, *Journal of Cosmology and Astroparticle Physics*, 2009, 008.
- [6] Asplund, M., N. Grevesse, A. J. Sauval and P. Scott 2009, *Annual Review of Astronomy and Astrophysics*, **47**, 481-522.
- [7] Babcock, H. W. 1947, *The Astrophysical Journal*, **105**, 105.
- [8] Bahcall, J. N., M. H. Pinsonneault and G. J. Wasserburg 1995, *Reviews of Modern Physics*, **67**, 781-808.
- [9] Bahcall, J. N., S. Basu, M. Pinsonneault, and A. M. Serenelli 2005, *The Astrophysical Journal*, **618**, 1049-1056.
- [10] Bahcall, J. N., A. M. Serenelli and S. Basu 2006, *The Astrophysical Journal Supplement Series*, **165**, 400-431.
- [11] Baliunas, S. L., and 26 colleagues 1995, "Chromospheric Variations in Main-Sequence Stars. II.", *Astrophys. J.*, **438**, 269.
- [12] Bai, Y., Barger, V., & Berger, J. 2016, *Journal of High Energy Physics*, **12**, 127
- [13] Baryakhtar, M., J. Huang, and R. Lasenby 2018, *Phys. Rev. D*, **98**, 035006.
- [14] Braithwaite, J. and H. C. Spruit 2017, "Magnetic fields in non-convective regions of stars", *Royal Society Open Science*, **4**, 160271.
- [15] Basu, S., W. J. Chaplin, Y. Elsworth, R. New, and A. M. Serenelli 2009, *The Astrophysical Journal*, **699**, 1403-1417.
- [16] Basu, S. and H. M. Antia 2004, *The Astrophysical Journal*, **606**, L85-L88.
- [17] Beeck, B., M. Schüssler, R. H. Cameron, and A. Reiners 2015, *Astronomy & Astrophysics*, **581**, A42.
- [18] Berdyugina, S. V. 2009, *Cosmic Magnetic Fields: From Planets, to Stars and Galaxies*, **259**, 323-332.
- [19] Bernabei, R., Belli, P., Cerulli, R., et al. 2001, *Physics Letters B*, **515**, 6
- [20] Capelo, D. and I. Lopes 2020, "The impact of composition choices on solar evolution: age, helio- and asteroseismology, and neutrinos", *Monthly Notices of the Royal Astronomical Society*, **498**, 1992-2000.
- [21] Caputo, A., A. J. Millar, and E. Vitagliano 2020, "Revisiting longitudinal plasmon-axion conversion in external magnetic fields", *Phys. Rev. D*, **101**.
- [22] Chavanis, P.-H. 2018, *Phys. Rev. D*, **98**, 023009
- [23] Cardoso, V., Dias, Ó. J. C., Hartnett, G. S., et al. 2018, *Journal of Cosmology and Astroparticle Physics*, **3**, 043.
- [24] Coffaro, M., B. Stelzer, S. Orlando, J. Hall, T. S. Metcalfe, U.

- Wolter, M. Mittag, J. Sanz-Forcada, P. C. Schneider, and L. Ducci 2020, "An x-ray activity cycle on the young solar-like star ϵ Eridani", *Astronomy & Astrophysics* 636, A49.
- [25] Dafni, T., C. A. J. O'Hare, B. Lakić, J. Galán, F. J. Iguaz, I. G. Irastorza, K. Jakovčić, G. Luzón, J. Redondo, and E. Ruiz Chóliz 2019, *Phys. Rev. D*, 99, 035037.
- [26] Dessert, C., J. W. Foster, and B. R. Safdi 2020, "x-ray Searches for Axions from Super Star Clusters", *arXiv e-prints*, [arXiv:2008.03305](https://arxiv.org/abs/2008.03305).
- [27] Dessert, C., A. J. Long, and B. R. Safdi 2019, *Physical Review Letters*, 123, 061104.
- [28] Di Luzio, L., M. Giannotti, E. Nardi, and L. Visinelli 2020, "The landscape of QCD axion models", *Physics Reports*, 870, 1-117.
- [30] Dine, M., W. Fischler, and M. Srednicki 1981, *Physics Letters B*, 104, 199-202.
- [30] Dine, M., W. Fischler, and M. Srednicki 1981, "A simple solution to the strong CP problem with a harmless axion", *Physics Letters B*, 104, 199-202.
- [31] Donati, J.-F., M. Semel, B. D. Carter, D. E. Rees, and A. Collier Cameron 1997, *Monthly Notices of the Royal Astronomical Society*, 291, 658-682.
- [32] Donati, J.-F. and J. D. Landstreet 2009, *Annual Review of Astronomy & Astrophysics*, 47, 333-370.
- [33] Egge, J., S. Knirck, B. Majorovits, C. Moore, and O. Reimann 2020, "A first proof of principle booster setup for the MAD-MAX dielectric haloscope", *European Physical Journal C*, 80, 392.
- [34] Ferrario, L., A. Melatos, and J. Zrake 2015, "Magnetic Field Generation in Stars", *Space Science Reviews*, 191, 77-109.
- [35] Fortin, J.-F. and K. Sinha 2019, *Journal of Cosmology and Astrophysics*, 2019, 020.
- [36] Fraser, G. W., A. M. Read, S. Sembay, J. A. Carter, and E. Schyns 2014, *Monthly Notices of the Royal Astronomical Society*, 445, 2146-2168.
- [37] Giannotti, M., I. G. Irastorza, J. Redondo, A. Ringwald, and K. Saikawa 2017, *Journal of Cosmology and Astroparticle Physics*, 2017, 010.
- [38] Giannotti, M., I. Irastorza, J. Redondo, and A. Ringwald 2016, *Journal of Cosmology and Astroparticle Physics*, 2016, 057.
- [39] Guarini, E., P. Carezza, J. Galán, M. Giannotti, and A. Mirizzi 2020, "Production of axionlike particles from photon conversions in large-scale solar magnetic fields", *Phys. Rev. D*, 102,.
- [40] Harrison, F. A., and 80 colleagues 2013, *The Astrophysical Journal*, 770, 103.
- [41] Horns, D., J. Jaeckel, A. Lindner, A. Lobanov, J. Redondo, and A. Ringwald 2013, *Journal of Cosmology and Astroparticle Physics*, 2013, 016.
- [42] Irastorza, I. G., & Redondo, J. 2018, *Progress in Particle and Nuclear Physics*, 102, 89
- [43] Isern, J., M. Hernanz, and E. Garcia-Berro 1992, *The Astrophysical Journal*, 392, L23.
- [44] Kim, J. E. 2010, *American Institute of Physics Conference Series*, 1200, 83-92.
- [45] Kim, J. E. 1979, *Physical Review Letters*, 43, 103-107.
- [46] Knirck, S., A. J. Millar, C. A. J. O'Hare, J. Redondo, and F. D. Steffen 2018, *Journal of Cosmology and Astroparticle Physics*, 2018, 051.
- [47] Koch, D. G., and 46 colleagues 2010, "Kepler Mission Design, Realized Photometric Performance, and Early Science", *The Astrophysical Journal Letters*, 713, L79-L86.
- [48] Kochukhov, O. 2019, *arXiv e-prints*, [arXiv:1912.07241](https://arxiv.org/abs/1912.07241).
- [49] Kochukhov, O., M. Shultz, and C. Neiner 2019, *Astronomy & Astrophysics*, 621, A47.
- [50] Lawson, M., A. J. Millar, M. Pancaldi, E. Vitagliano, and F. Wilczek 2019, *Physical Review Letters*, 123, 141802.
- [51] Lopes, I. and J. Silk 2013, *Monthly Notices of the Royal Astronomical Society*, 435, 2109-2115.
- [52] Lopes, I., D. Passos, M. Nagy, and K. Petrovay 2014, "Oscillator Models of the Solar Cycle. Towards the Development of Inversion Methods", *Space Science Reviews*, 186, 535-559.
- [53] Passos, D. and I. Lopes 2008, "A Low-Order Solar Dynamo Model: Inferred Meridional Circulation Variations Since 1750", *Astrophys. J.*, 686, 1420-1425.
- [54] Marsh, D. J. E. 2016, *Physics Report*, 643, 1
- [55] Marsh, D. J. E., K. C. Fong, E. W. Lentz, L. Šmejkal, and M. N. Ali 2019, *Physical Review Letters*, 123, 121601.
- [56] Michel, E., and 43 colleagues 2008, "CoRoT Measures Solar-Like Oscillations and Granulation in Stars Hotter Than the Sun", *Science*, 322, 558.
- [57] Nagovitsyn, Y. A., A. A. Pevtsov, and A. A. Osipova 2017, "Long-term variations in sunspot magnetic field-area relation", *Astronomische Nachrichten*, 338, 26-34.
- [58] O'Hare, C. A. J., A. Caputo, A. J. Millar, and E. Vitagliano 2020, "Axion helioscopes as solar magnetometers", *Phys. Rev. D*, 102,.
- [59] Payez, A., Evoli, C., Fischer, T., et al. 2015, *Journal of Cosmology and Astroparticle Physics*, 2, 006
- [60] Paxton, B., L. Bildsten, A. Dotter, F. Herwig, P. Lesaffre and F. Timmes 2011, *The Astrophysical Journal Supplement Series*, 192, 3.
- [61] Paxton, and 10 colleagues 2013, *The Astrophysical Journal Supplement Series*, 208, 4.
- [62] Paxton, and 12 colleagues 2015, *The Astrophysical Journal Supplement Series*, 220, 15.
- [63] Paxton, and 12 colleagues 2018, *The Astrophysical Journal Supplement Series*, 234, 34.
- [64] Paxton, and 16 colleagues 2019, *arXiv e-prints*, [arXiv:1903.01426](https://arxiv.org/abs/1903.01426).
- [65] Panotopoulos, G. and I. Lopes 2019, *International Journal of Modern Physics D*, 28, 1950111.
- [66] Perna, R., W. C. G. Ho, L. Verde, M. van Adelsberg, and R. Jimenez 2012, *The Astrophysical Journal*, 748, 116.
- [67] Peccei, R. D., & Quinn, H. R. 1977, *Physical Review Letters*, 38, 1440
- [68] Primakoff, H. 1951, *Physical Review*, 81, 899-899.
- [69] Raffelt, G. G. 2008, *Axions*, 741, 51.
- [70] Raffelt, G. G. 1988, *Phys. Rev. D*, 37, 1356-1359.
- [71] Raffelt, G. and L. Stodolsky 1988, *Phys. Rev. D*, 37, 1237-1249.
- [72] Raffelt, G. G., J. Redondo, and N. V. Maira 2011, *Phys. Rev. D*, 84, 103008.
- [73] Ray, P. S., and 158 colleagues 2019, *arXiv e-prints*, [arXiv:1903.03035](https://arxiv.org/abs/1903.03035).
- [74] Rauer, H., and 159 colleagues 2014, "The PLATO 2.0 mission", *Experimental Astronomy*, 38, 249-330.
- [75] Redondo, J. 2013, *Journal of Cosmology and Astroparticle Physics*, 2013, 008.
- [76] Robrade, J. 2016, "x-rays from magnetic intermediate mass Ap/Bp stars", *Advances in Space Research*, 58, 727-738.
- [77] Ricker, G. R., and 57 colleagues 2015, "Transiting Exoplanet Survey Satellite (TESS)", *Journal of Astronomical Telescopes, Instruments, and Systems*, 1,.
- [78] Savanov, I. S. 2019, "Areas, Lifetimes, and Magnetic Fields of Starspots", *Astrophysics*, 62, 177-182.
- [79] See, V., and 16 colleagues 2016, *Monthly Notices of the Royal Astronomical Society*, 462, 4442-4450.

- [80] Shapiro, A. I., E. M. Amazo-Gómez, N. A. Krivova, and S. K. Solanki 2020, *Astronomy & Astrophysics*, **633**, A32.
- [81] Shifman, M. A., A. I. Vainshtein, and V. I. Zakharov 1980, "Can confinement ensure natural CP invariance of strong interactions?", *Nuclear Physics B*, **166**, 493-506.
- [82] Sikivie, P. 1983, *Physical Review Letters*, **51**, 1415-1417.
- [83] Solanki, S. K., B. Inhester, and M. Schüssler 2006, *Reports on Progress in Physics*, **69**, 563-668.
- [84] Turck-Chieze, S. and I. Lopes 1993, *The Astrophysical Journal*, **408**, 347.
- [85] Turok, N. 1996, *Physical Review Letters*, **76**, 1015-1018.
- [86] Weinberg, S. 1978, *Physical Review Letters*, **40**, 223
- [87] Wilczek, F. 1978, *Physical Review Letters*, **40**, 279
- [89] van Bibber, K., P. M. McIntyre, D. E. Morris, and G. G. Raffelt 1989, *Phys. Rev. D* , **39**, 2089-2099.
- [89] van Bibber, K., P. M. McIntyre, D. E. Morris, and G. G. Raffelt 1989, *Phys. Rev. D* , **39**, 2089-2099.
- [90] Viaux, N., M. Catelan, P. B. Stetson, G. G. Raffelt, J. Redondo, A. A. R. Valcarce, and A. Weiss 2013, *Physical Review Letters*, **111**, 231301.
- [91] Visinelli, L., Baum, S., Redondo, J., Freese, K., & Wilczek, F. 2018, *Physics Letters B*, **777**, 64
- [92] Widdicombe, J. Y., Helfer, T., Marsh, D. J. E., & Lim, E. A. 2018, *Journal of Cosmology and Astroparticle Physics*, **10**, 005
- [93] Zioutas, K., M. Tsagri, Y. Semertzidis, T. Papaevangelou, T. Dafni, and V. Anastassopoulos 2009, *New Journal of Physics*, **11**, 105020.