

Delay Aware Secure Offloading for NOMA-Assisted Mobile Edge Computing in Internet of Vehicles

Ling He, *Student Member, IEEE*, Miaowen Wen, *Senior Member, IEEE*,
Yingyang Chen, *Member, IEEE*, Bingli Jiao, *Senior Member, IEEE*

Abstract—In this paper, a multi-vehicle multi-task non-orthogonal multiple access (NOMA) assisted mobile edge computing (MEC) system with passive eavesdropping vehicles is investigated. To heighten the performance of edge vehicles, we propose a vehicle grouping pairing method, which utilizes vehicles near the MEC as full-duplex relays to assist edge vehicles. For promoting transmission security, we employ artificial noise to interrupt eavesdropping vehicles. Furthermore, we derive the approximate expression of secrecy outage probability of the system. The combined optimization of vehicle task division, power allocation, and transmit beamforming is formulated to minimize the total delay of task completion of edge vehicles. Then, we design a power allocation and task scheduling algorithm based on genetic algorithm to solve the mixed-integer non-linear programming problem. Numerical results demonstrate the superiority of our proposed scheme in terms of system security and transmission delay.

Index Terms—Mobile edge computing (MEC), non-orthogonal multiple access (NOMA), artificial noise, secrecy outage probability, Internet of Vehicles (IoV).

I. INTRODUCTION

A. Motivation and Scope

Recently, the Internet of Vehicles (IoV) has attracted increasing attention from both academics and industry. Notably, the number of registered motor vehicles is more than 1 billion until now and is expected to double within the next 10-20 years [1]. This impels the IoV to become one of the major trends in the automotive industry field gradually. With the continuous development of wireless communication technology, the application of IoV is not only expected to realize lower delay and higher reliability communication [2], but also to provide more advanced and complex services, such as automatic driving, vehicle formation driving, and other computationally intensive and time-delay sensitive services in 5G [3]. Unfortunately, the vehicle cannot fulfill the high quality and low latency requirements due to its own computing capability and limited battery life [4].

In order to solve this problem, mobile edge computing (MEC) has become a feasible solution that serves as an emerging data processing technology. By offloading tasks from the vehicles to a nearby MEC server, the computing capability of the vehicle can be significantly enhanced [5]. Generally,

there are two task offloading modes in MEC, which are binary computing offloading [7] and partial computing offloading [9]. In the binary computing offloading mode, computing tasks cannot be partitioned. The task is either executed locally on the mobile device or completely offloaded to the MEC server. In the partial computing offloading mode, the calculation task can be divided into two parts: one part is executed locally, and the other part is offloaded to the MEC server.

There are several works considering the combination of orthogonal multiple access (OMA) and MEC [10]–[12]. However, the per capita car ownership rate has increased rapidly in recent years. Meantime, recent research found that non-orthogonal multiple access (NOMA) technology has the advantages of improved spectrum efficiency and strengthened robustness in high mobility schemes [15]. Moreover, Ding *et al.* demonstrated that NOMA can effectively reduce energy consumption and offload delay in MEC networks compared with OMA [17]. Therefore, to meet the demand of large-scale connectivity in IoV, NOMA technology has been regarded as a potential replacement of OMA [19].

In addition, data security and privacy protection issues are crucial for the NOMA-MEC system in IoV. Specifically, due to the broadcast characteristics of the cellular wireless communication channel, it is very easy for the eavesdroppers to obtain task data offloaded by a legitimate vehicle to the MEC server. Previous research mostly used encryption technology to protect data [20]. Recently, physical layer security (PLS) has emerged as an effective technology to exploit the different dynamic characteristics between a legal wireless channel and an eavesdropper's channel, to improve the communication security [21], [22]. Compared with the high implementation complexity of encryption technology, PLS does not require additional costs, which has been regarded as a powerful complementary solution for enhancing the security of cellular wireless communication systems.

B. Related Works

Researches on the resource optimization of the NOMA-MEC system can be divided into three categories: minimizing energy consumption [23]–[25], minimizing time delay [26]–[28] and minimizing system cost [29], [30].

In order to reduce energy consumption in the edge computing environment, Kiani *et al.* proposed a heuristic user clustering scheme based on the order of user channel gains, which minimizes the total energy consumption of users by jointly optimizing user allocation, computing resource allocation, and transmission power allocation [23]. The authors

L. He and M. Wen are with the School of Electronic and Information Engineering, South China University of Technology, Guangzhou 510640, China (e-mail: eeheling@mail.scut.edu.cn; eemwwen@scut.edu.cn).

Y. Chen is with the College of Information Science and Technology, Jinan University, Guangzhou 510632, China (e-mail: chenyy@jnu.edu.cn).

B. Jiao is with the Department of Electronics, Peking University, Beijing 100871, China (e-mail: jiaobl@pku.edu.cn).

of [24] utilized NOMA in the MEC system for task offloaded and result download, then transmit power control, transmission time allocation, and task offloading partitions were jointly optimized to minimize the total energy consumption. Moreover, in [25], a NOMA-MEC scheme that uses an assistant to assist users in data offloading was proposed, which minimizes the energy consumption and maximizes the data offloaded by jointly optimizing the allocation of communication and computing resources between users and assistants.

Besides energy consumption, the minimization of latency is also a hot issue in terms of the ultra-low latency requirement of 5G communication. The study of [26] jointly optimized user unloading workload and transmission time to minimize the total delay of users. In [27], the successive interference cancellation (SIC) sequencing and computing resources of the NOMA-MEC network were optimized to minimize the maximum task execution delay. Furthermore, Sheng *et al.* described the interaction between the differential upload delay of a pair of NOMA users and co-channel interference [28]. Besides, the authors provided a scheme to reduce the average offloading delay of users by jointly optimizing the offloading decision and resource allocation.

There exist some works studying the minimization problem of system cost, which comprises the weighted sum of time and energy consumption. For example, Yang *et al.* minimized the linear combination of the completion time of all tasks and the total energy consumption (including transmission energy and local computing energy) when the upload data rate and edge cloud computing capabilities are limited [29]. The authors of [30] realized the weighted value minimization of time and energy consumption by jointly optimizing the power and the time allocation between each group and user groups.

On the other hand, PLS has received extensive attention to protect the data security of legitimate users in the literature [31]–[37]. The authors of [31] realized the safe offloading of computing tasks through joint optimization of security offloading and partial computing. Furthermore, an energy-saving computing offloading problem was formulated in the presence of active and passive eavesdroppers in [32]. Besides, the study of [33] investigated the design of NOMA against the external eavesdropper given the secrecy outage constraint, to simplify the confidentiality capacity analysis, where the perfect channel estimation is assumed at the eavesdropper. However, the channel state information (CSI) acquisition problem is quite difficult in actual passive eavesdropping scenarios. For that reason, the authors of [34] studied the problem of maximizing the minimum value of the confidential information rate under the imperfect instantaneous CSI scenario. Particularly, an artificial noise (AN) scheme was used to interfere with potential eavesdroppers for further improving the communication security in [36], [37].

C. Contributions and Organization

Most of the above researches on NOMA-MEC network [23]–[30] concentrates on two scenarios in IoV: 1) each vehicle has only one task; 2) only two vehicles exploit NOMA to offload task. However, to meet the demands of multiple business

scenarios in IoV, handling multiple tasks, such as intelligent navigation and entertainment information services tasks, is needed in the meantime. Besides, the above-mentioned researches pay less attention to security issues in the NOMA-MEC network, especially in an IoV scenario. Motivated by these issues, our research focuses on a multi-vehicle multi-task offloading process with a single MEC in the traffic congestion scenario. The main purpose is to minimize the total completion time of the vehicle tasks' secure offloading.

In our NOMA-MEC network, a passive eavesdropping vehicle randomly distributes. Since the channel of eavesdropper is unknown, it is challenging to realize the secure communication of legitimate vehicles through channel differences. Therefore, we use base station (BS) to send AN signals for interfering with potential eavesdroppers. In order to ensure a secure and low-latency completion of the tasks of the edge vehicles, the central vehicles are utilized as a full-duplex (FD) relay [38] to assist the edge vehicles for data transmission, thus ensuring the low-latency completion of the edge vehicles' tasks. The main contributions of this paper are summarized as follows:

- We investigate a multi-vehicle multi-task NOMA-MEC system with a passive eavesdropping vehicle. In order to improve the quality of service of edge vehicles, we propose a multi-vehicle grouping and pairing method (GPM) for dividing the randomly distributed vehicles into two groups, i.e., the center group and the edge group, then matching a pair of vehicles one from each group, where the vehicle from center group is used as an FD relay to assist the edge vehicle.
- To improve the data security, the BS is used for transmitting AN to interfere with the eavesdropping vehicle, and by utilizing the null-steering beamforming technology to set the antenna transmission weights, the interference caused by AN to legitimate vehicles can be avoided. Furthermore, based on GPM and AN, for a pair of vehicles, we derive the exact and asymptotic expressions for the secrecy outage probability (SOP) of the center and edge vehicles, and the approximate expression of the SOP of the system (SOPS).
- To minimize the total delay of task completion of edge vehicles, we design a power allocation and task scheduling algorithm relying on genetic algorithm (GA-PATS) to jointly optimize the vehicle task division, power allocation and transmit beamforming. The excellent performance of the proposed scheme in terms of system security and transmission delay is proved by simulations.

The organization of this paper is as follows. The system model is introduced in Section II, where the GPM is proposed. In Section III, the SOPS for the NOMA-MEC network is derived. The task offloading time minimization problem is solved in Section IV. Simulation results are presented in Section V. Section VI concludes the paper.

Notation: Capital bold and lowercase letters represent matrices and vectors, respectively. $(\cdot)^T$ and $(\cdot)^H$ stand for transpose and Hermitian transpose, respectively. $x \sim \mathcal{CN}(a, b)$ means that the scalar x follows a complex Gaussian distribution with mean a and covariance b . $x \sim \mathcal{N}(0, \sigma^2)$ means that the scalar x follows a Gaussian distribution with zero mean and

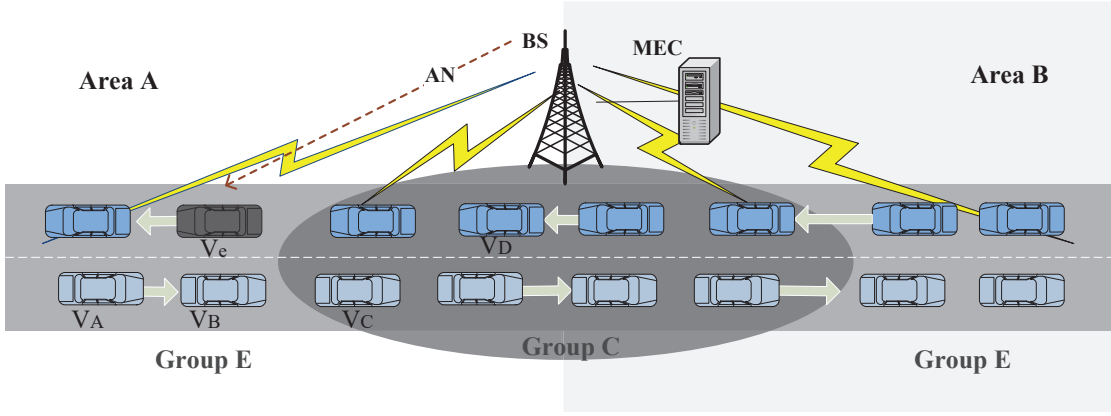


Fig. 1: Single MEC multi-vehicle grouping system model

variance σ^2 . $\|\cdot\|$ is the Euclidean norm. $F(\cdot)$ and $f(\cdot)$ are the cumulative density function (CDF) and probability density function (PDF), respectively. $E_i(\cdot)$ is the exponential integral function, that is, $E_i(a, b) = \int_1^\infty e^{-xb}x^{-a}dx$. $P\{X < x\}$ is the probability that the random variable X is less than x . Finally, $\mathbf{H} \in \mathbb{C}^{M \times N}$ indicates that \mathbf{H} is a complex-element matrix with dimensions $M \times N$.

II. SYSTEM MODE

As shown in Fig. 1, we consider a multi-vehicle multi-task NOMA-MEC network with a passive eavesdropping vehicle. In this network, the BS and the MEC server are connected by optical fiber, which can be regarded as a whole. The BS equipped with K antennas is located in the cell center, whose working mode is FD. A two-way lane with N legitimate vehicles and one eavesdropping vehicle randomly distributed in the coverage of BS, and the direction close to the MEC is defined as the positive direction. Additionally, each legal vehicle is equipped with an FD antenna and has M tasks to be completed at the same time. All channels follow quasi-static Rayleigh fading. Without loss of generality, we assume that all the additive white Gaussian noises (AWGN) are independent and identically distributed (i.i.d) with a distribution $\mathcal{CN}(0, \sigma_n^2)$.

A. Vehicle Grouping and Pairing

The core idea of NOMA is to allocate more power to users with worse channel conditions [39]. In particular, these users with better channel conditions know the message intended for the others by applying SIC and thus can act as relays to improve reception reliability and transmission rates for users with worse channel conditions [40]. On the other hand, even if SIC is adopted, the problem of co-channel interference still exists. Moreover, the more users sharing the same resource block, the stronger the co-channel interference meets, so two users are a pair generally.

Based on this, we propose a multi-vehicle grouping and pairing method (GPM). Suppose that the coverage area of MEC is a circular area with a radius of R . Furthermore, BS can obtain location information of all legal vehicles. According to the straight-line distance between the legal vehicles and MEC, all legal vehicles are divided into two groups, namely

the center group (group C) and the edge group (group E). Specifically, these vehicles within the radius of R_{MC} belong to group C, other legal vehicles belong to group E, and the eavesdropping vehicles are randomly distributed in the range of 0 to R .

Before vehicle pairing, the coverage area of BS is divided into two areas A and B. Here, only the pairing method of area A is discussed. The pairing method of area B is the same as that of area A. It is reasonable to ignore the case where one vehicle from area A and another from area B are taken as a pair because the distance between them is relatively long and the transmission channel condition is poor.

As shown in Fig. 1, we denote the direction close to the MEC as the positive direction. The main objective in considering vehicle pairings is to provide as much time as possible for edge vehicles when the central vehicle acts as a relay. Considering that the farther the vehicle is from MEC, the worse the communication channel conditions from the vehicle to MEC and the lower the transmission rate will be, so we give priority to the farthest vehicle from MEC in group E. Our proposed GPM is summarized as follows:

- When the edge vehicle is moving towards MEC and there exist vehicles moving in the positive direction in group C, the nearest vehicle in group C is selected according to the principle of physical proximity. In this way, we can determine that V_A and V_C are in a group in Fig. 1.
- When all the rest of vehicles in group C are moving in the opposite direction of the edge vehicle, according to the principle of the longest physical distance, the farthest vehicle in group C is selected, e.g., V_B and V_D form a pair in Fig. 1.
- When the edge vehicle is traveling in negative direction, then the vehicle pair is selected according to the principle of taking the furthest vehicle in negative direction and the nearest in positive direction.

The details for GPM can be found in Algorithm 1. In the following some parameters in the GPM are described. The horizontal distance from each legitimate vehicle to MEC is l_n , $n \in \{1, \dots, N\}$. Besides, the traveling speed of vehicle ν_n , $n \in \{1, \dots, N\}$ obeys the uniform distribution on the interval $[-\nu, \nu]$, and ν (in m/s) is the maximum travelling speed.

Algorithm 1: GPM Algorithm

Input: N, R, R_{MC}, VD, ν
Output: Vehicle pairing result **GP**

- 1 Generate $V_n = [\nu_n, l_n], n = \{1, \dots, N\}$ and then get $\mathbf{V} = [\mathbf{v}, \mathbf{I}]$, where $\mathbf{v} = [\nu_1, \dots, \nu_N]$ and $\mathbf{I} = [l_1, \dots, l_N]$.
 - 2 According to the \mathbf{I} and R_{MC} , \mathbf{V} is divided into \mathbf{C} and \mathbf{E} .
 - 3 **for** $j = \text{size}(\mathbf{E}, 1) : -1 : 1$ **do**
 - 4 **if** *There are vehicles in the same direction in C* **then**
 - 5 | Select the nearest vehicle as a pair P;
 - 6 **else if** *There are vehicles in the opposite direction in C* **then**
 - 7 | Select the furthest vehicle as a pair P;
 - 8 **end**
 - 9 Update $\mathbf{GP} = [\mathbf{GP} ; \mathbf{P}]$;
 - 10 Delete the vehicle selected in \mathbf{C} .
 - 11 **end**
-

B. Task Offloading

In this paper, we adopt the hybrid offloading mode that was chosen according to the transmission power. When the transmitting power is sufficient to ensure that all tasks are offloaded to the MEC in less time than the minimum tasks need to be executed locally, all tasks will be offloaded to the MEC. If channel conditions do not guarantee safe offloading, the method of full local execution is used. In other cases, a partial computing offloading mode will be adopted. Due to the large coverage area of the BS, the communication channel between the edge vehicles and MEC is poor, so the direct link between them is assumed to be negligible in this paper. The center vehicle can communicate directly with the MEC.

In order to simplify the expression, this paper only analyzes the offloading of the n -th vehicle V_n , $n \in \{1, \dots, N\}$, and the task division of other vehicles is the same. The M tasks on V_n are reordered according to the data size from small to large. The former m_n tasks apply local execution pattern, and the remaining $M - m_n$ tasks are offloaded to MEC.

We denote the j -th task on V_n as $T_{n,j} = \{s_{n,j}, c_{n,j}\}$, $j \in \{1, \dots, M\}$, where $s_{n,j}$ is the size of the data contained in $T_{n,j}$, and $c_{n,j}$ is the number of CPU cycles required. Let c is the number of CPU cycles required per bit (c is a constant), we can get $c_{n,j} = cs_{n,j}$. f_{Local} (in cycles/bit) denotes the frequency of the local CPU and D_n^{max} represents the maximum tolerable delay for the completion of all tasks of V_n , $n \in \{1, \dots, N\}$. The total local calculation time is

$$D_n^{Local} = \sum_{j=1}^{m_n} \frac{c_{n,j}}{f_{Local}} = \sum_{j=1}^{m_n} \frac{cs_{n,j}}{f_{Local}}. \quad (1)$$

To simplify the analysis, we assume $\forall D_n^{max} = D$, $n \in \{1, \dots, N\}$ and $\forall s_{n,j} = s$, $j \in \{1, \dots, M\}$.

C. Communication Model

As we can see in Fig. 2, the vehicle in the center group is V_α , and the vehicle in the edge group is V_β , where

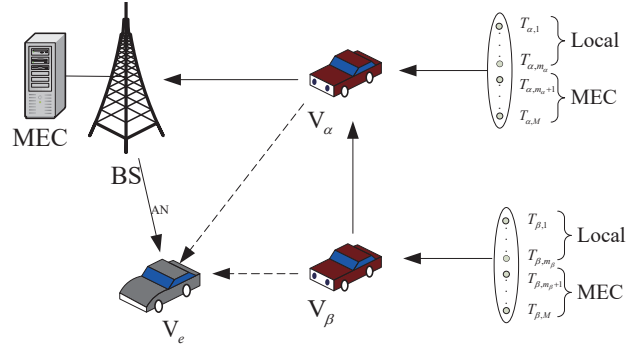


Fig. 2: Central vehicle V_α acts as an FD relay to assist edge vehicle V_β in the presence of an eavesdropping vehicle V_e in the NOMA-MEC system

$\alpha, \beta \in \{1, \dots, N\}$. V_e is the eavesdropping vehicle whose instantaneous channel state information (CSI) is unknown. Their horizontal distances from MEC are l_α, l_β, l_e , respectively. The height of BS is L , and the road width is negligible.

1) *AN*: Since there is a passive eavesdropper with unknown CSI in the system, for ensuring the safe transmission of offloaded data, by utilizing the null-steering beamforming technology [41], we generate AN at BS to disturb the eavesdropping vehicles meanwhile without affecting the BS and legal vehicles. One antenna on BS is used to receive signals, and the other $K - 1$ antennas are used to transmit interference signals.

The channel coefficients of channels $BS \rightarrow BS$, $BS \rightarrow V_\alpha$, and $BS \rightarrow V_e$ are denoted by $\mathbf{h}_{bb} \in \mathbb{C}^{K-1 \times K-1}$, $\mathbf{h}_{b\alpha} \in \mathbb{C}^{K-1 \times 1}$, and $\mathbf{h}_{be} \in \mathbb{C}^{K-1 \times 1}$, respectively. Each element of \mathbf{h}_{bb} obeys the distribution $\mathcal{CN}(0, \sigma_{SI}^2)$, and each element of $\mathbf{h}_{b\alpha}$ and \mathbf{h}_{be} obeys the distribution $\mathcal{CN}(0, \sigma_i^2)$, $i \in (b\alpha, be)$, the AN generated by the BS is an $N \times 1$ dimensional Gaussian vector, where each element is i.i.d with a distribution of $\mathcal{N}(0, 1)$.

The index of the antenna receiving the signal on the BS can be obtained by $k = \arg \max_{i=1,2,\dots,K} |h_{\alpha b, i}|^2$, then the remaining antennas are used to transmit AN. Denote that the maximum power assigned by BS to transmit AN is P_B , and the transmitting power of each antenna is $w_k P_B$, $\forall w_k \in (0, 1)$, $k = 1, 2, \dots, K - 1$, where w_k is the weight assigned to the k -th transmitting antenna. Then the total signal transmitted by the remaining $K - 1$ antenna is $\mathbf{x}_{AN} = \mathbf{w} \sqrt{P_B} n_b$, where $\mathbf{w} = [w_1, w_2, \dots, w_{K-1}]^T$ is a $(K - 1) \times 1$ dimensional vector, and n_b is Gaussian white noise. In order not to interfere with BS and legal vehicles, \mathbf{w} needs to meet the nullification condition of $\mathbf{w}^H \mathbf{h}_{bb} = 0$ and $\mathbf{w}^H \mathbf{h}_{b\alpha} = 0$.

2) *Offloading*: The channel coefficients of channels $V_\beta \rightarrow V_\alpha$, $V_\alpha \rightarrow BS$, $V_\beta \rightarrow V_e$, and $V_\alpha \rightarrow V_e$ are $h_{\beta\alpha}$, $h_{\alpha b}$, $h_{\beta e}$ and $h_{\alpha e}$ respectively, where $h_j \sim \mathcal{CN}(0, \sigma_j^2)$, $j \in (\beta\alpha, \alpha b, \beta e, \alpha e)$. The channel gain $|h_j|^2$ obeys the exponential distribution with parameter γ_j , $j \in (bb, b\alpha, be, \beta\alpha, \alpha b, \alpha e, \beta e)$. The effective channel gain is $g_j = |h_j|^2 d_j^{-v}$, where d_j is the straight-line distance between the two nodes, v is the path loss coefficient, and the distance from each transmit antenna on the BS to V_e is regarded as the same.

Assuming the power of V_β is P_β , the signal sent by V_β is

$x_1 = \sqrt{P_\beta}x_\beta$. When V_α acting as an FD relay to receives the signal of V_β , the influence of self-interference still remains after applying the self-interference cancellation technology. The signal received at V_α can be denoted as

$$y_\alpha = h_{\beta\alpha}d_{\beta\alpha}^{-\frac{\alpha}{2}}x_1 + h_{\alpha\alpha}x_1 + n_\alpha, \quad (2)$$

where $h_{\alpha\alpha} \sim \mathcal{CN}(0, \sigma_{SI}^2)$ is the self-interference channel coefficient.

Denote the power of V_α as P_α , in which part of the P_α is used to transmit V_β 's signal and the rest is used to send own signal. As a result, the superimposed signal to be sent by V_α can be written as

$$x_2 = \sqrt{\lambda P_\alpha}x_\alpha + \sqrt{(1-\lambda)P_\alpha}x_\beta, \quad (3)$$

where λ is the power allocation coefficient (PAR) and according to the principle of NOMA [42], $\lambda \in (0, 0.5)$ should be satisfied.

Then, the received signal at the BS and the eavesdropper are respectively given by

$$y_b = h_{\alpha b}d_{\alpha b}^{-\frac{\alpha}{2}}x_2 + n_b, \quad (4)$$

$$y_e = h_{\beta e}d_{\beta e}^{-\frac{\alpha}{2}}x_1 + h_{\alpha e}d_{\alpha e}^{-\frac{\alpha}{2}}x_2 + d_{be}^{-\frac{\alpha}{2}}\mathbf{h}_{be}^H \mathbf{x}_{AN} + n_e, \quad (5)$$

where n_α , n_b and n_e are AWGN.

Suppose a decode-and-forward (DF) protocol is applied at the V_α . Specifically, V_α decodes its received signal under the NOMA protocol and then re-encodes and forwards the signal of V_α and V_β . Therefore, the instantaneous signal-to-interference-plus-noise ratio (SINR) for decoding x_β at V_α and BS can be respectively represented as

$$r_{\beta\alpha} = \frac{P_\beta|h_{\beta\alpha}|^2d_{\beta\alpha}^{-\alpha}}{P_{SI}|h_{\alpha\alpha}|^2 + \sigma_n^2}, r_{\beta b} = \frac{(1-\lambda)P_\alpha|h_{\alpha b}|^2d_{\alpha b}^{-\alpha}}{\lambda P_\alpha|h_{\alpha b}|^2d_{\alpha b}^{-\alpha} + \sigma_n^2}. \quad (6)$$

The instantaneous SINR decoding x_α at the BS can be given by

$$r_{\alpha b} = \frac{\lambda P_\alpha|h_{\alpha b}|^2d_{\alpha b}^{-\alpha}}{\sigma_n^2}. \quad (7)$$

Since the working mode of V_α is FD, we consider the worst case, that is, V_e can use the maximum ratio combining (MRC) [43] and NOMA principles to jointly decode the information of V_β and V_α . The instantaneous SINR of V_e decoding x_β and x_α are respectively written by

$$r_{\beta e} = \frac{P_\beta|h_{\beta e}|^2d_{\beta e}^{-\alpha} + (1-\lambda)P_\alpha|h_{\alpha e}|^2d_{\alpha e}^{-\alpha}}{\lambda P_\alpha|h_{\alpha e}|^2d_{\alpha e}^{-\alpha} + P_B d_{be}^{-\alpha} |\mathbf{w}^H \mathbf{h}_{be}|^2 + \sigma_n^2}, \quad (8)$$

$$r_{\alpha e} = \frac{\lambda P_\alpha|h_{\alpha e}|^2d_{\alpha e}^{-\alpha}}{P_B d_{be}^{-\alpha} |\mathbf{w}^H \mathbf{h}_{be}|^2 + \sigma_n^2}. \quad (9)$$

Based on the definition of secure transmission rate which is the positive discrepancy between the transmission rate and the wiretap rate in [44], the secure transmission rate of V_α and V_β can be expressed as $C_{\beta\alpha} = [R_{\beta\alpha} - R_{\beta e}]^+$ and $C_{\beta b} = [R_{\beta b} - R_{\beta e}]^+$, respectively. According to the principle of decoding in DF, the SINR of decoding information at BS is $r_\beta = \min(r_{\beta\alpha}, r_{\beta b})$.

Then the achievable secure transmission rate of V_β and V_α are respectively given by

$$C_\beta = [\min(R_{\beta\alpha}, R_{\beta b}) - R_{\beta e}]^+, \quad C_\alpha = [R_\alpha - R_{\alpha e}]^+, \quad (10)$$

where $R_q = \log_2(1 + r_q)$, $q \in \{\beta\alpha, \beta e, \beta b, \alpha b, \alpha e\}$ (in bit/sec/Hz) is the achievable transmission rates of V_o , $o \in \{\alpha, \beta\}$.

Then, the offloading and execution time of V_o , $o \in \{\alpha, \beta\}$ can be respectively calculated by

$$D_o^{off} = \frac{(M - m_o)s}{BC_o}, \quad D_o^{exe} = \frac{(M - m_o)cs}{f_{MEC}}, \quad o \in \{\alpha, \beta\}, \quad (11)$$

where f_{MEC} is the total computing resources allocated by MEC to each group and B is the bandwidth. Since the return time of the results is very small compared with the offloading and processing time, which can be ignored. So the delay of V_o , $o \in \{\alpha, \beta\}$ which is required to complete the tasks by MEC is $D_o^{MEC} = D_o^{off} + D_o^{exe}$, $o \in \{\alpha, \beta\}$.

From the above derivation, it can be known that the time for V_β to process the task by MEC is $D_\beta^{MEC} = \max(D_{\beta\alpha}^{MEC}, D_{\beta b}^{MEC})$. Therefore, the completion time of all tasks on V_β is $D_\beta = \max(D_\beta^{Local}, D_\beta^{MEC})$.

III. SECRECY OUTAGE PROBABILITY OF THE SYSTEM

According to [45], the SOP is an important indicator to evaluate the security performance of the networks. The SOP of V_α and V_β only reflect their own security, but the security of overall system cannot be completely characterized. In this case, we use the SOPS to evaluate the security of overall networks.

In this paper, we denote the SOP of V_α and V_β as $P_{sop,\alpha}$ and $P_{sop,\beta}$, respectively. Therefore, the SOPS can be calculated by

$$P_{sops} = P_{sop,\alpha} + P_{sop,\beta} - P_{sop,\alpha}P_{sop,\beta}. \quad (12)$$

In the following we derive the SOP of V_α and V_β sequentially.

A. SOP of V_α

From the Eq.(11), the SOP of V_α is given by

$$P_{sop,\alpha} = P\{C_\alpha < R_s\} = P\left\{\frac{1+r_{\alpha b}}{1+r_{\alpha e}} < 2^{R_s}\right\}, \quad (13)$$

where R_s denoting the target secrecy data rate of vehicles. Letting $X = r_{\alpha b}$, $Y = r_{\alpha e}$, $Z = (1+X)/(1+Y)$, $X = ZY + Z - 1$, Eq. (13) can be written as

$$P_{sop,\alpha} = \int_0^\infty F_X(2^{R_s}y + 2^{R_s} - 1)f_Y(y)dy. \quad (14)$$

We can know that $|h_{\alpha b}|^2$ and $|h_{\alpha e}|^2$ obeys the exponential distribution with parameter $\gamma_{\alpha b}$ and $\gamma_{\alpha e}$ respectively from subsection II-C. Hence, the CDF of X in accordance with the Eq. (8) can be obtained as

$$F_X(x) = 1 - e^{-\frac{\gamma_{\alpha b}x\sigma_n^2}{\lambda P_\alpha d_{\alpha b}^{-\alpha}}}. \quad (15)$$

According to Eq. (9), the CDF of Y can be calculated by

$$\begin{aligned} F_Y(y) &= P\left\{\frac{\lambda P_\alpha|h_{\alpha e}|^2d_{\alpha e}^{-\alpha}}{P_B d_{be}^{-\alpha} |\mathbf{w}^H \mathbf{h}_{be}|^2 + \sigma_n^2} \leq y\right\} \\ &= P\left\{|h_{\alpha e}|^2 \leq \frac{y(P_B d_{be}^{-\alpha} |\mathbf{w}^H \mathbf{h}_{be}|^2 + \sigma_n^2)}{\lambda P_\alpha d_{\alpha e}^{-\alpha}}\right\}, \end{aligned} \quad (16)$$

where $|\mathbf{w}^H \mathbf{h}_{be}|^2 = \frac{1}{K-1} H_{be}$ can be obtained by Eq. (37) in Section IV. Let $Y_1 = |h_{\alpha e}|^2$ and $Y_2 = H_{be}$.

In the light of the Eq. (37), H_{be} is the sum of $K-1$ independent random variables following the exponential distribution of parameter γ_{be} . As a result, the PDF of Y_2 can be calculated by

$$f_{Y_2}(y_2) = \frac{-\gamma_{be}^{K-1}}{(K-2)!} y_2^{K-2} e^{-\gamma_{be} y_2}. \quad (17)$$

Then, we can further obtain $F_Y(y)$ as

$$F_Y(y) = 1 - \int_0^\infty e^{-\frac{\gamma_{\alpha e} y (P_b d_{be}^{-v} y_2 + \sigma_n^2)}{\lambda P_\alpha d_{\alpha e}^{-v}}} f_{Y_2}(y_2) dy_2 \quad (18)$$

$$= 1 - \left(\frac{-\gamma_{\alpha e} P_b d_{be}^{-v} y}{\lambda P_\alpha d_{\alpha e}^{-v} \gamma_{be}} + 1 \right)^{1-K} e^{-\frac{\sigma_n^2 \gamma_{\alpha e} y}{\lambda P_\alpha d_{\alpha e}^{-v}}}.$$

According to the Eq. (18), the PDF of Y can be obtained as

$$f_Y(y) = \frac{\sigma_n^2 \gamma_{\alpha e}}{\lambda P_\alpha d_{\alpha e}^{-v}} \left(\frac{-\gamma_{\alpha e} P_b d_{be}^{-v} y}{\lambda P_\alpha d_{\alpha e}^{-v} \gamma_{be}} + 1 \right)^{1-K} e^{-\frac{\sigma_n^2 \gamma_{\alpha e} y}{\lambda P_\alpha d_{\alpha e}^{-v}}} \quad (19)$$

$$+ (K-1) \frac{\gamma_{\alpha e} P_b d_{be}^{-v}}{\lambda P_\alpha d_{\alpha e}^{-v} \gamma_{be}} \left(\frac{-\gamma_{\alpha e} P_b d_{be}^{-v} y}{\lambda P_\alpha d_{\alpha e}^{-v} \gamma_{be}} + 1 \right)^{-K} e^{-\frac{\sigma_n^2 \gamma_{\alpha e} y}{\lambda P_\alpha d_{\alpha e}^{-v}}}.$$

Substituting Eqs. (15) and (19) into Eq. (14), the $P_{sop,\alpha}$ can be further transformed as

$$P_{sop,\alpha} = 1 - e^{-\psi_1} \int_0^\infty e^{-\frac{\sigma_n^2 \gamma_{\alpha b} z y}{\lambda P_\alpha d_{\alpha b}^{-v}}} f_Y(y) dy$$

$$= 1 - (K-1) e^{-\psi_1} \left(\frac{\lambda P_\alpha d_{\alpha e}^{-v} \gamma_{be}}{P_b d_{be}^{-v} \gamma_{\alpha e}} \right)^{K-1} \times$$

$$\underbrace{\int_0^\infty e^{-\frac{\sigma_n^2 \gamma_{\alpha b} z y}{\lambda P_\alpha d_{\alpha b}^{-v}} - \frac{\sigma_n^2 \gamma_{\alpha e} y}{\lambda P_\alpha d_{\alpha e}^{-v}}} \left(y + \frac{\lambda P_\alpha d_{\alpha e}^{-v} \gamma_{be}}{P_b d_{be}^{-v} \gamma_{\alpha e}} \right)^{-K} dy}_{E_1}$$

$$+ \frac{\sigma_n^2 \gamma_{\alpha e} e^{-\psi_1}}{\lambda P_\alpha d_{\alpha e}^{-v}} \left(\frac{\lambda P_\alpha d_{\alpha e}^{-v} \gamma_{be}}{P_b d_{be}^{-v} \gamma_{\alpha e}} \right)^{K-1} \times$$

$$\underbrace{\int_0^\infty e^{-\frac{\sigma_n^2 \gamma_{\alpha b} z y}{\lambda P_\alpha d_{\alpha b}^{-v}} - \frac{\sigma_n^2 \gamma_{\alpha e} y}{\lambda P_\alpha d_{\alpha e}^{-v}}} \left(y + \frac{\lambda P_\alpha d_{\alpha e}^{-v} \gamma_{be}}{P_b d_{be}^{-v} \gamma_{\alpha e}} \right)^{1-K} dy}_{E_2}, \quad (20)$$

where $\psi_1 = \frac{\sigma_n^2 \gamma_{\alpha b} (2^{R_s} - 1)}{\lambda P_\alpha d_{\alpha b}^{-v}}$. Then, E_1 can be calculated by

$$E_1 = \frac{1}{(K-1)!} \sum_{i=1}^{K-1} (i-1)! \left(-\frac{\sigma_n^2 \gamma_{\alpha b} z}{\lambda P_\alpha d_{\alpha b}^{-v}} - \frac{\sigma_n^2 \gamma_{\alpha e}}{\lambda P_\alpha d_{\alpha e}^{-v}} \right)^{K-i-1} \times$$

$$\left(\frac{\lambda P_\alpha d_{\alpha e}^{-v} \gamma_{be}}{P_b d_{be}^{-v} \gamma_{\alpha e}} \right)^{-i} - \frac{1}{(K-1)!} \left(-\frac{\sigma_n^2 \gamma_{\alpha b} z}{\lambda P_\alpha d_{\alpha b}^{-v}} - \frac{\sigma_n^2 \gamma_{be}}{\lambda P_\alpha d_{\alpha e}^{-v}} \right)^{K-1} \times$$

$$e^{-\left(-\frac{\sigma_n^2 \gamma_{\alpha b} z}{\lambda P_\alpha d_{\alpha b}^{-v}} - \frac{\sigma_n^2 \gamma_{\alpha e}}{\lambda P_\alpha d_{\alpha e}^{-v}} \right) \frac{\lambda P_\alpha d_{\alpha e}^{-v} \gamma_{be}}{P_b d_{be}^{-v} \gamma_{\alpha e}}} \times$$

$$E_i \left[\left(\frac{\lambda P_\alpha d_{\alpha e}^{-v} \gamma_{\alpha e}}{P_b d_{be}^{-v} \gamma_{\alpha e}} - \frac{\sigma_n^2 \gamma_{\alpha b} z}{\lambda P_\alpha d_{\alpha b}^{-v}} \right) \frac{\lambda P_\alpha d_{\alpha e}^{-v} \gamma_{be}}{P_b d_{be}^{-v} \gamma_{\alpha e}} \right]$$

$$= \frac{1}{(K-1)!} \left(\frac{\lambda P_\alpha}{\sigma_n^2} \right)^{1-K} \sum_{i=1}^{K-1} (i-1)! (-\psi_2)^{K-i-1} \psi_3^{-i} -$$

$$\frac{1}{(K-1)!} \left(\frac{\lambda P_\alpha}{\sigma_n^2} \right)^{1-K} \psi_2^{K-1} e^{-\psi_2 \psi_3} E_i(-\psi_2 \psi_3), \quad (21)$$

where $\psi_2 = -\frac{\gamma_{\alpha e}}{d_{\alpha e}^{-v}} - \frac{\gamma_{\alpha b} z}{d_{\alpha b}^{-v}}$, $\psi_3 = \frac{\sigma_n^2 d_{\alpha e}^{-v} \gamma_{be}}{P_b d_{be}^{-v} \gamma_{\alpha e}}$. Similar to solving E_1 , we can calculate E_2 as

$$E_2 = \frac{1}{(K-2)!} \left(\frac{\lambda P_\alpha}{\sigma_n^2} \right)^{2-K} \sum_{i=1}^{K-2} (i-1)! (-\psi_2)^{K-i-2} \psi_3^{-i} -$$

$$\frac{1}{(K-2)!} \left(\frac{\lambda P_\alpha}{\sigma_n^2} \right)^{2-K} \psi_2^{K-2} e^{-\psi_2 \psi_3} E_i(-\psi_2 \psi_3). \quad (22)$$

Substituting Eqs. (21), (22) into Eq. (20), $P_{sop,\alpha}$ be acquired by

$$P_{sop,\alpha} = \int_0^\infty \left[1 - e^{-\frac{\gamma_{\alpha b} (2^{R_s} y + 2^{R_s} - 1)}{\lambda P_\alpha d_{\alpha b}^{-v}}} \right] f_Y(y) dy$$

$$= 1 - e^{-\psi_3} + \frac{e^{-\psi_3} 2^{R_s}}{(K-2)!} \frac{\gamma_{\alpha b}}{d_{\alpha b}^{-v}} \left(\frac{P_b d_{be}^{-v} \gamma_{\alpha e}}{\sigma_n^2 d_{\alpha e}^{-v} \gamma_{be}} \right)^{1-K} \times$$

$$\left[\sum_{i=1}^{K-2} (i-1)! \psi_1^{K-i-2} \psi_2^{-i} - \psi_1^{K-2} e^{-\psi_1 \psi_2} E_i(\psi_1 \psi_2) \right]. \quad (23)$$

B. SOP of V_β

From the Eq. (10), the SOP of V_β can be obtained as

$$P_{sop,\beta} = P \left\{ \frac{1 + \min(r_{\beta\alpha}, r_{\beta b})}{1 + r_{\beta e}} < 2^{R_s} \right\}. \quad (24)$$

Letting $X = \min(r_{\beta\alpha}, r_{\beta b})$, $Y = r_{\beta e}$, $Z = (1 + X)/(1 + Y)$, $X = ZY + Z - 1$, Eq. (24) can be written as the Eq. (14). In the view of theory of probability, the CDF of X can be obtained as

$$F_X(x) = P\{X \leq x\} = 1 - P\{X \geq x\}$$

$$= 1 - P\{\min(r_{\beta\alpha}, r_{\beta b}) \geq x\} \quad (25)$$

$$= 1 - [1 - F_{r_{\beta\alpha}}(x)][1 - F_{r_{\beta b}}(x)].$$

According to the Eq. (6), the CDF of $r_{\beta\alpha}$ can be written as

$$F_{r_{\beta\alpha}}(x) = P \left\{ \frac{P_\beta |h_{\beta\alpha}|^2 d_{\beta\alpha}^{-v}}{P_{SI} |h_{\alpha\alpha}|^2 + \sigma_n^2} \leq x \right\} \quad (26)$$

$$= P \left\{ |h_{\beta\alpha}|^2 \leq \frac{P_{SI} |h_{\alpha\alpha}|^2 + \sigma_n^2}{P_\beta d_{\beta\alpha}^{-v}} x \right\}.$$

Similar to the Eq. (16), $F_{r_{\beta\alpha}}(x)$ can be calculated by

$$F_{r_{\beta\alpha}}(x) = 1 - \int_0^\infty e^{-\gamma_{\beta\alpha} x \left(\frac{P_{SI} x_2 + \sigma_n^2}{P_\beta d_{\beta\alpha}^{-v}} \right)} \gamma_{\alpha\alpha} e^{-\gamma_{\alpha\alpha} x_2} dx_2 \quad (27)$$

$$= 1 - \frac{P_\beta d_{\beta\alpha}^{-v} \gamma_{\alpha\alpha}}{P_{SI} \gamma_{\beta\alpha} + P_\beta d_{\beta\alpha}^{-v} \gamma_{\alpha\alpha}} e^{-\frac{\gamma_{\beta\alpha} \sigma_n^2 x}{P_\beta d_{\beta\alpha}^{-v}}}.$$

On the basis of the Eq. (6), $F_{r_{\beta b}}(x)$ can be acquired by

$$F_{r_{\beta b}}(x) = P \left\{ \frac{(1-\lambda) P_\alpha |h_{\alpha b}|^2 d_{\alpha b}^{-v}}{\lambda P_\alpha |h_{\alpha b}|^2 d_{\alpha b}^{-v} + \sigma_n^2} \leq x \right\} \quad (28)$$

$$= P \left\{ (1-\lambda-x\lambda) P_\alpha d_{\alpha b}^{-v} |h_{\alpha b}|^2 \leq x \sigma_n^2 \right\}$$

$$= \begin{cases} 1 - e^{-\frac{\gamma_{\alpha b} \sigma_n^2 x}{\lambda P_\alpha d_{\alpha b}^{-v}} (\tau_1 - x)}, & x \leq \tau_1, \\ 1, & x \geq \tau_1 \end{cases}$$

where $\tau_1 = \frac{1-\lambda}{\lambda}$. Substituting Eqs. (27), (28) into Eq. (25), $F_X(x)$ can be further expressed as

$$F_X(x) = \begin{cases} 1 - \phi(x), & x \leq \tau_1 \\ 1 & , x \geq \tau_1 \end{cases}, \quad (29)$$

where $\phi(x) = \frac{P_\beta d_{\beta\alpha}^{-v} \gamma_{\alpha\alpha}}{P_{S1} \gamma_{\beta\alpha} + P_\beta d_{\beta\alpha}^{-v} \gamma_{\alpha\alpha}} e^{-\frac{\gamma_{\beta\alpha} \sigma_n^2 x}{P_\beta d_{\beta\alpha}^{-v}}}$.

In accordance with the Eq. (8), $F_Y(y)$ can be calculated by

$$F_Y(y) = P \left\{ \frac{P_\beta |h_{\beta e}|^2 d_{\beta e}^{-v} + (1-\lambda) P_\alpha |h_{\alpha e}|^2 d_{\alpha e}^{-v}}{\lambda P_\alpha |h_{\alpha e}|^2 d_{\alpha e}^{-v} + P_B d_{be}^{-v} |\mathbf{w}^H \mathbf{h}_{be}|^2 + \sigma_n^2} \leq y \right\} \\ = P \left\{ |h_{\beta e}|^2 \leq \frac{(y\lambda - 1 + \lambda) P_\alpha d_{\alpha e}^{-v} |h_{\alpha e}|^2 + y(P_B d_{be}^{-v} H_{be} + \sigma_n^2)}{P_\beta d_{\beta e}^{-v}} \right\}. \quad (30)$$

Let $Y_1 = |h_{\beta e}|^2$, $Y_2 = |h_{\alpha e}|^2$, $Y_3 = H_{be}$. Then, the CDF of Y can be acquired by (31), which is displayed at the bottom of this page. Then $f_Y(y)$ can be derived from $F_Y(y)$.

On account of $F_X(x)$ and $f_Y(y)$, we can further transform the $P_{sop,\beta}$ as

$$P_{sop,\beta} = 1 - \int_0^{\tau_2} \phi(2^{R_s} y + 2^{R_s} - 1) f_Y(y) dy \\ = 1 - \frac{\tau_2}{2} \int_{-1}^1 \phi \left[z \frac{\tau_2}{2} (t+1) + z - 1 \right] f_Y \left[\frac{\tau_2}{2} (t+1) \right] dt, \quad (32)$$

where $y = \frac{\tau_2}{2}(t+1)$ and $\tau_2 = \frac{1-z\lambda}{z\lambda}$. However, obtaining the closed-form expressions of $P_{sop,\beta}$ is difficult. As a resort to reduce the computational complexity, Gaussian-Legendre quadrature [?] can be employed in this paper. By Gaussian-Laguerre quadrature, $P_{sop,\beta}$ can be approximated by

$$P_{sop,\beta} \approx 1 - \frac{\tau_2}{2} \sum_{i=1}^{N_\beta} A_i f_Y \left[\frac{\tau_2}{2} (t_i + 1) \right] \\ \times \phi \left[2^{R_s} \frac{\tau_2}{2} (t_i + 1) + 2^{R_s} - 1 \right], \quad (33)$$

where $A_i = \frac{2}{(1-t_i^2)[P_n'(t_i)]^2}$ and $P_n(t) = \frac{1}{2^n(n)!} \frac{d^n}{dt^n} (t^2 - 1)^n$, t_i is the i -th root of $P_{n+1}(t)$.

Till now, substituting Eqs. (23) and (33) into Eq. (12), we can get an approximate closed form of SOPS by

$$P_{sops} \approx 2 - e^{-\psi_3} + \frac{e^{-\psi_3} 2^{R_s} \gamma_{\alpha\beta}}{(K-2)! d_{\alpha\beta}^{-v}} \left(\frac{P_b d_{be}^{-v} \gamma_{\alpha e}}{\sigma_n^2 d_{\alpha e}^{-v} \gamma_{\beta e}} \right)^{1-K} \times \\ \left[\sum_{i=1}^{K-2} (i-1)! \psi_1^{K-i-2} \psi_2^{-i} - \psi_1^{K-2} e^{-\psi_1 \psi_2} E_i(\psi_1 \psi_2) \right] - \\ \frac{\tau_2}{2} \sum_{i=1}^n A_i \phi \left[2^{R_s} \frac{\tau_2}{2} (t_i + 1) + 2^{R_s} - 1 \right] \times f_Y \left[\frac{\tau_2}{2} (t_i + 1) \right] - \\ \left\{ 1 - e^{-\psi_3} + \frac{e^{-\psi_3} 2^{R_s} \gamma_{\alpha\beta}}{(K-2)! d_{\alpha\beta}^{-v}} \left(\frac{P_b d_{be}^{-v} \gamma_{\alpha e}}{\sigma_n^2 d_{\alpha e}^{-v} \gamma_{\beta e}} \right)^{1-K} \times \right. \\ \left. \left[\sum_{i=1}^{K-2} (i-1)! \psi_1^{K-i-2} \psi_2^{-i} - \psi_1^{K-2} e^{-\psi_1 \psi_2} E_i(\psi_1 \psi_2) \right] \right\} \times \\ \left\{ 1 - \frac{\tau_2}{2} \sum_{i=1}^n A_i \phi \left[2^{R_s} \frac{\tau_2}{2} (t_i + 1) + 2^{R_s} - 1 \right] f_Y \left[\frac{\tau_2}{2} (t_i + 1) \right] \right\}. \quad (34)$$

IV. PROBLEM FORMULATION

In this section, the optimization problem of minimizing D_β is tackled by jointly optimizing the vehicle task division, power allocation and the transmit beamforming, which is mathematically formulated as

$$P_1 : \min_{\mathbf{w}, \lambda, m_\alpha, m_\beta} D_\beta = \max \left\{ D_\beta^{Local}, D_{\beta\alpha}^{MEC}, D_{\beta\beta}^{MEC} \right\} \\ s.t. \quad C1 : \lambda \in (0, 0.5), \\ C2 : m_o \in \{0, 1, 2, \dots, M\}, o = \{\alpha, \beta\}, \\ C3 : 0 \leq D_o^{Local} = \frac{m_o cs}{f_{Local}} \leq D, o = \{\alpha, \beta\}, \\ C4 : 0 \leq D_\alpha^{MEC} = \frac{(M-m_\alpha)s}{BC_\alpha} + \frac{(M-m_\alpha)cs}{f_{MEC}} \leq D, \\ C5 : 0 \leq D_{\beta\alpha}^{MEC} = \frac{(M-m_\beta)s}{BC_{\beta\alpha}} + \frac{(M-m_\beta)cs}{f_{MEC}} \leq D, \\ C6 : 0 \leq D_{\beta\beta}^{MEC} = \frac{(M-m_\beta)s}{BC_{\beta\beta}} + \frac{(M-m_\beta)cs}{f_{MEC}} \leq D, \\ C7 : P_{sop,o} \leq \zeta, o = \{\alpha, \beta\}, \\ C8 : \mathbf{w}^H \mathbf{h} = \mathbf{0}, \\ C9 : \mathbf{w}^H \mathbf{w} \leq 1. \quad (35)$$

Constraint in (C1) specifies the range of the PAR, while constraint in (C2) describes the number of the task executed

$$F_Y(y) = \int_0^\infty \int_0^\infty \int_0^\infty \frac{y P_b d_{be}^{-v} y_3 + y \sigma_n^2}{(y\lambda - 1 + \lambda) P_\alpha d_{\alpha e}^{-v}} F_{Y_1}(\theta_1) f_{Y_2}(y_2) f_{Y_3}(y_3) dy_2 dy_3 \\ = 1 - \frac{\gamma_{be}^{K-1}}{(K-2)!} e^{-\frac{y \sigma_n^2 \gamma_{\alpha e}}{(1-\lambda-y\lambda) P_\alpha d_{\alpha e}^{-v}}} \int_0^\infty e^{-\frac{y P_b d_{be}^{-v} y_3}{(1-\lambda-y\lambda) P_\alpha d_{\alpha e}^{-v}} - \gamma_{be} y_3} y_3^{K-2} dy_3 - \\ \frac{\gamma_{be}^{K-1}}{(K-2)!} \left(\frac{(y\lambda - 1 + \lambda) P_\alpha d_{\alpha e}^{-v} \gamma_{\beta e}}{P_\beta d_{\beta e}^{-v} \gamma_{\alpha e}} + 1 \right)^{-1} e^{-\frac{\gamma_{\beta e} \sigma_n^2 y}{P_\beta d_{\beta e}^{-v}}} \int_0^\infty e^{-\frac{P_b d_{be}^{-v} \gamma_{\beta e} y y_3}{P_\beta d_{\beta e}^{-v}} - \gamma_{be} y_3} y_3^{K-2} dy_3 - \\ \frac{\gamma_{be}^{K-1}}{(K-2)!} \left(\frac{(y\lambda - 1 + \lambda) P_\alpha d_{\alpha e}^{-v} \gamma_{\beta e}}{P_\beta d_{\beta e}^{-v} \gamma_{\alpha e}} + 1 \right)^{-1} e^{-\frac{y \sigma_n^2 \gamma_{\alpha e}}{(1-\lambda-y\lambda) P_\alpha d_{\alpha e}^{-v}}} \int_0^\infty e^{-\frac{P_b d_{be}^{-v} \gamma_{\alpha e} y y_3}{(1-\lambda-y\lambda) P_\alpha d_{\alpha e}^{-v}} - \gamma_{be} y_3} y_3^{K-2} dy_3 \\ = 1 - e^{-\theta_4 y} \left[1 - \frac{\theta_4 \lambda (\tau_1 - y)}{\theta_2} \right]^{-1} \left(1 + \frac{\theta_4}{\theta_3} y \right)^{1-K} - e^{-\frac{\theta_2 y}{\lambda(\tau_1 - y)}} \left[1 - \frac{\theta_2}{\theta_4 \lambda (\tau_1 - y)} \right]^{-1} \left[1 + \frac{\theta_2 y}{\theta_3 \lambda (\tau_1 - y)} \right]^{1-K}, \quad (31)$$

where $\theta_1 = \frac{(y\lambda - 1 + \lambda) P_\alpha d_{\alpha e}^{-v} y_2 + y P_b d_{be}^{-v} y_3 + y \sigma_n^2}{P_\beta d_{\beta e}^{-v}}$, $\theta_2 = \frac{\sigma_n^2 \gamma_{\alpha e}}{P_\alpha d_{\alpha e}^{-v}}$, $\theta_3 = \frac{\sigma_n^2 \gamma_{\beta e}}{P_b d_{be}^{-v}}$, $\theta_4 = \frac{\sigma_n^2 \gamma_{\beta e}}{P_\beta d_{\beta e}^{-v}}$.

locally. Moreover, constraints in (C3–C6) guarantee that the total task completion delay of each vehicle is limited to D . Constraint in (C7) shows the maximum tolerable SOP ζ for each legal vehicle. The constraint in (C8) and (C9) have been introduced in subsection II–C.

It can be seen from \mathcal{P}_1 that the optimization problem involves three one-dimensional variables and one $(K-1) \times 1$ dimensional vector variable. Considering that the influence of \mathbf{w} on the system is relatively independent, in order to simplify the analysis, we first consider the optimization of \mathbf{w} . When only considering the impact of eavesdropping rate, \mathbf{w} is related to the strength of AN's interference to V_e . The smallest time delay for task completion of V_β is the smallest eavesdropping rate, that is, the largest interference, \mathcal{P}_1 can be rewritten as

$$\begin{aligned} \mathcal{P}_2 : \max_{\mathbf{w}} \quad & |\mathbf{w}^H \mathbf{h}_{be}|^2 \\ \text{s.t.} \quad & \text{C8, C9.} \end{aligned} \quad (36)$$

It is easy to know from \mathcal{P}_2 that when $\mathbf{w}^H \mathbf{w} = 1$, it is possible to get the maximum value of $|\mathbf{w}^H \mathbf{h}_{be}|^2$. Let Λ be the projection matrix of the column of \mathbf{h} on the zero space, then $\Lambda = \mathbf{I}_{K-1} - \mathbf{h}(\mathbf{h}^H \mathbf{h})^{-1} \mathbf{h}^H$, where \mathbf{I}_{K-1} is the $(K-1) \times (K-1)$ identity matrix. Then any results satisfying C7 also satisfy $\Lambda \mathbf{w} = \mathbf{w}$, that is $\mathbf{w}^H \mathbf{h}_{be} = \mathbf{w}^H \Lambda \mathbf{h}_{be}$, the optimal solution is $\mathbf{w}^* = \frac{\Lambda \mathbf{h}_{be}}{\|\Lambda \mathbf{h}_{be}\|}$. Therefore, \mathbf{w}^* is actually the orthogonal projection of \mathbf{h}_{be} on the null space of \mathbf{H} . So the optimal solution of \mathcal{P}_2 can be obtained as

$$|\mathbf{w}^H \mathbf{h}_{be}|^2 = \frac{1}{K-1} \sum_{k=1}^{K-1} |h_{be,k}|^2 = \frac{1}{K-1} H_{be}, \quad (37)$$

and the transmission power of a single antenna is $P_b = \frac{P_B}{K-1}$.

After obtaining \mathbf{w}^* , by introducing an auxiliary variable Z , \mathcal{P}_1 can be rewritten as

$$\begin{aligned} \mathcal{P}_3 : \min_{\lambda, m_\alpha, m_\beta} \quad & Z = D_\beta \\ \text{s.t.} \quad & \text{C1} \sim \text{C7}, \\ & \text{C10} : Z \geq D_\beta^{local}, \\ & \text{C11} : Z \geq D_j^{MEC}, j = \{\beta\alpha, \beta b\}, \\ & \text{C12} : 0 \leq Z \leq D. \end{aligned} \quad (38)$$

Because the optimization problem \mathcal{P}_3 is a MINLP problem, the linear method cannot be used to solve it. Furthermore, in terms of complexity, as the scale of network grows, the MINLP problem is hard to be solved by the exhaustive search approach within an acceptable time. Therefore, we propose the GA-PATS to solve \mathcal{P}_3 . The key idea is survival of the fittest and ultimately selection the best. As a meta-heuristic algorithm, GA is based on Darwinism and Mendel's genetic theory [?], which is an efficient and global optimization method that has been widely used in wireless communication network for combinatorial optimization MINLP problem [?], [?]. The details for GA-PATS algorithm are as follows.

Algorithm 2: GA-Based Power Allocation and Task Scheduling (GA-PATS)

Input: $M, P_\alpha, P_\beta, v, \zeta, D, s, c, f_{Local}, f_{MEC}$, number of populations S , number of iterations I , the minimum tolerance F

Output: $\lambda, m_\beta, m_\alpha, D_\beta, D_\alpha$

- 1 Randomly initialize the population based on (C1), (C2), (C12).
 - 2 **for** $i = 1 : I$ **do**
 - 3 Calculate $D_\beta^{Local}, D_{\beta\alpha}^{MEC}, D_{\beta b}^{MEC}$ by using (C4), (C5) and (C6), respectively.
 - 4 Calculate $P_{sop,\alpha}$ and $P_{sop,\beta}$ by using Eqs. (23) and (33), respectively.
 - 5 **if** *The optimization criteria are met* **then**
 - 6 | $D_\beta(i) = Z$;
 - 7 **end**
 - 8 Compute the penalty fitness value and select individuals by using roulette wheel selection.
 - 9 Cross two adjacent individuals with the crossover probability ε .
 - 10 Change individuals with mutation probability ι .
 - 11 Update population.
 - 12 **if** $i \geq 2$ && $|D_\beta(i) - D_\beta(i-1)| \leq F$ **then**
 - 13 | **break**;
 - 14 **end**
 - 15 **end**
-

V. SIMULATION RESULTS

In this section, numerical results are employed to validate the performance of the system. ‘‘RPM’’ represents the random pairing method that randomly selects a vehicle from group C to pair with the vehicle from group E, while ‘‘GPM’’ is proposed in subsection II–A. Moreover, ‘‘EG’’ represents the exhaustive algorithm, which traverses all possible results to find the optimum, and ‘‘GA-PATS’’ is introduced in section IV. ‘‘AN’’ and ‘‘N-AN’’ respectively indicate that BS sends and does not send the AN signal. ‘‘Ana.’’ and ‘‘Sim.’’ represent the analysis and simulation results, respectively.

The main system simulation parameters are listed in Table I. By default, in the following simulation process, we consider all edge vehicles in the system, V_β and V_α represent the edge vehicles and the center vehicles respectively. The simulation results are obtained by averaging over 10000 random channel realizations.

Figure 3 depicts the SOPS in different schemes versus P_β . From Fig. 3, it is observed that the two curves obtained by GA-PATS and EG basically coincide, indicating that the proposed GA-PATS achieves the the optimum exactly. When the P_β is small, with the increase of the power, the SOPS decreases obviously. When the power increases to a threshold, the curve in the figure tends to be stable. This is because when the power is small, the power increase can significantly improve the communication channel conditions. However, the influence of power increase on the communication channel is insignificant under an excellent communication environment.

TABLE I
SIMULATION PARAMETERS

Notation	Description	Value
N	The number of vehicles	40
M	The number of tasks per vehicle	10
N_β	The number of interpolation	500
R	The radius of BS coverage	500m
R_{MC}	The radius of the center group range	300m
K	The number of antennas in BS	10
B	Available bandwidth	1MHz
P_B	The maximum power of BS to transmit AN	40 dBm
P_α	The power of center vehicles	10 dBm
N_0	The AWGN spectral density	-174 dBm/Hz
f_{MEC}	The CPU frequency of MEC	5×10^{10} Hz
f_{Local}	The CPU frequency of vehicle	5×10^8 Hz
c	The number of CPU cycles required per bit	1000
s	The size of the data contained each task	1×10^5 bit
v	The path-loss exponent	3

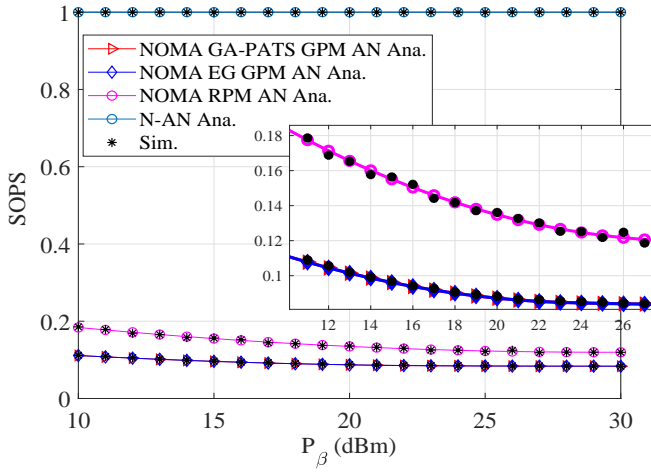


Fig. 3: The SOPS in different schemes versus P_β .

In addition, as shown in Fig. 3, the SOPS obtained by RPM is larger than that obtained by GPM, especially in the case of low power consumption, which can prove that our proposed GPM effectively improves the security performance by properly pairing the vehicles near to MEC with the edge vehicles. Besides, the simulation results coincide with the analytical ones, verifying the correctness of the theoretical derivations. Moreover, compared with the results of N-AN scheme, sending AN can significantly improve the security performance of the system. Since the security performance of the schemes without AN is extremely low, these schemes will not be compared below.

Figure 4 draws the SOPs of V_β and V_α in diverse schemes versus P_β . It can be seen that although the $P_{sop,\alpha}$ of the GPM scenario is larger than the RPM scenario, the gap between them is very close. On the other hand, the $P_{sop,\beta}$ of the GPM scheme is significantly smaller than that of the RPM scheme. It can be concluded that compared with the RPM scheme, the GPM scheme we proposed achieves much higher safety performance improvement of the edge vehicles at the cost of insignificant loss of safety performance of the center vehicles.

Furthermore, Fig. 5 reveals the SOPS of multiple vehicle pairs in the vehicle cluster versus P_β under various straight-

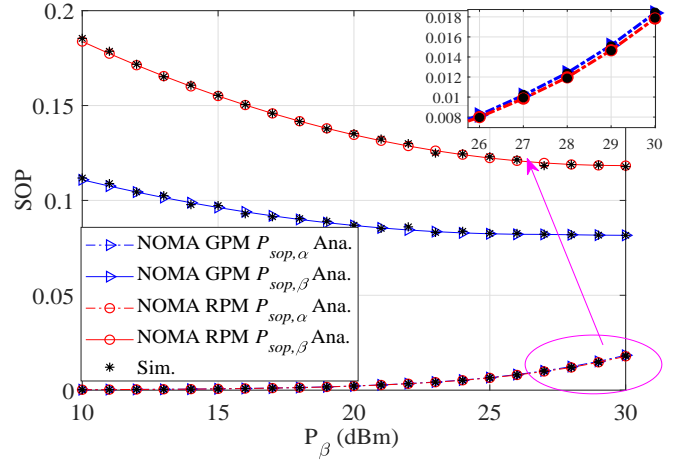


Fig. 4: The SOPs of V_β and V_α in diverse schemes versus P_β .

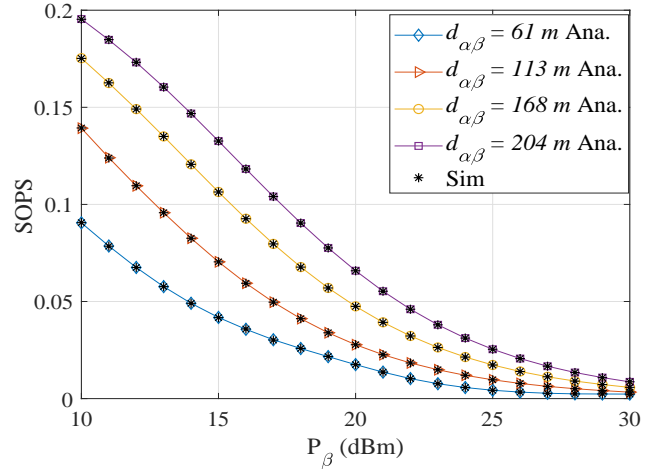


Fig. 5: The SOPS in diverse straight-line distance between V_β and V_α versus P_β .

line distances between V_β and V_α . As the $d_{\alpha\beta}$ increases, the value of SOPS also increased due to the worse communication channel condition. In addition, with the increase of P_β , the declining trend of SOPS of each scheme gradually slows down, which is consistent with the variation tendency of these schemes using AN to interfere with the potential eavesdropping of vehicles in Fig. 3, and the gap between each curve also gradually decreases in Fig. 5.

Figure 6 displays the task completion time of V_β and V_α , i.e., D_β and D_α , under different schemes. Let us check the results for V_β first. It is clear that NOMA can effectively reduce task latency of V_β compared to OMA. On the other hand, compared with RPM, our proposed GPM is superior in terms of latency performance. Furthermore, Fig. 6 also shows that under the NOMA scheme, the task delay of V_β decreases with the increase of P_β . By contrast, an increase in P_β after 20 dBm causes a gradual rise in the task delay under the OMA scheme.

Further analysis reveals that this phenomenon is due to the fact that the power allocation ratio λ is constant in OMA. From Section II, it can be known that the task completion delay of

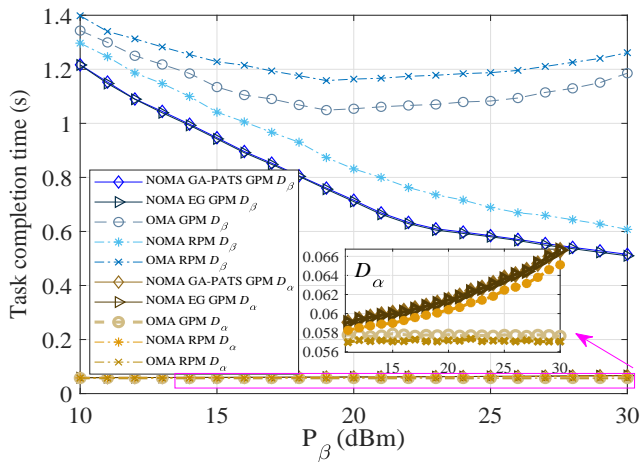


Fig. 6: The task completion time of V_β and V_α , i.e., D_β and D_α , in different schemes versus P_β .

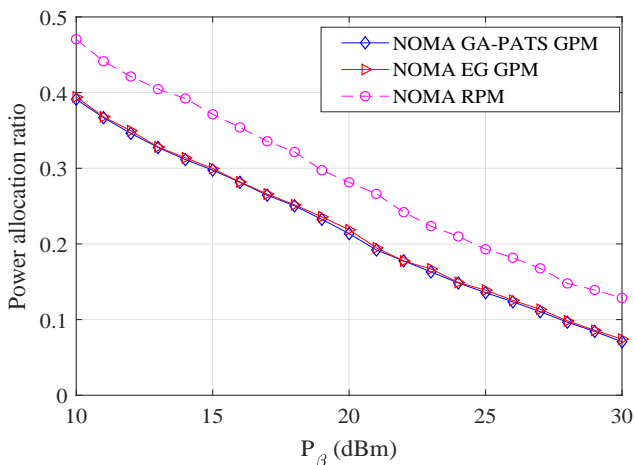


Fig. 7: The power allocation ratio λ of different schemes versus P_β .

V_β depends on the minimum achievable rate of information transmission in the channel, which is $R_\beta = \min(R_{\beta\alpha}, R_{\beta b})$. The augment of P_β leads to the increase of $R_{\beta\alpha}$ but diminution of $R_{\beta b}$. When the P_β is small, the channel condition between V_β and V_α is worse than the channel condition from V_α to BS, that is, $R_{\beta\alpha}$ is less than $R_{\beta b}$. Therefore, with the power increase, the task delay decreases. However, when P_β is greater than a threshold which makes $R_\beta = R_{\beta b}$, the task delay of V_β increases with the growth of P_β .

As for the results for V_α , it can be seen from Fig. 6 that D_α in NOMA is larger than that in OMA modestly. Even if the task completion delay of V_α in the NOMA scheme increases with the increase of power, V_α still has a superior latency performance compared with V_β . It can be concluded that our proposed GPM can significantly reduce the task completion delay of V_β at the extremely low cost of D_α .

Figure 7 shows the relationships between the power allocation ratio λ and the power of V_β in different NOMA schemes. It can be observed from Fig. 7 that as the power increases, the power allocation ratio keeps decreasing. According to the analysis in Fig. 6, the completion delay of a single task depends on

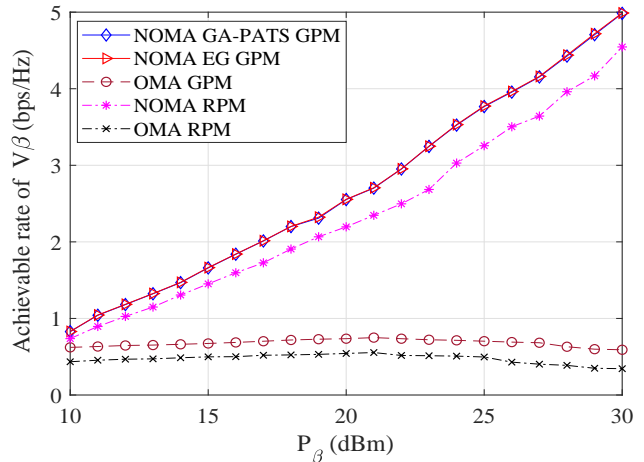


Fig. 8: Achievable transmission rate of V_β in different schemes versus P_β .

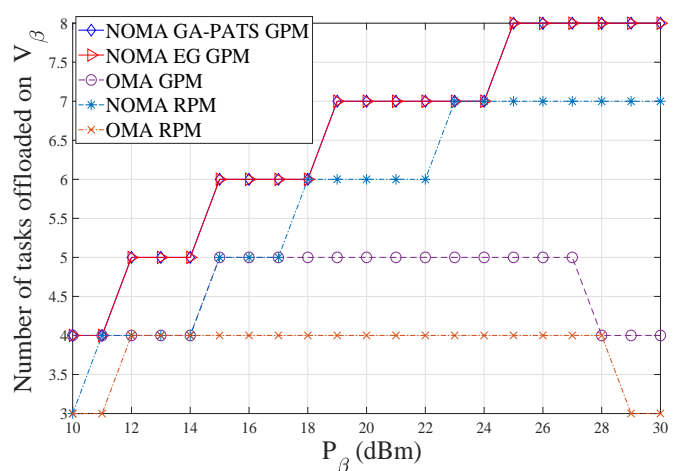


Fig. 9: The number of tasks offloaded on V_β in different schemes versus P_β .

the minimum of $R_{\beta\alpha}$ and $R_{\beta b}$. In order to minimize the task delay of V_β and ensure low-latency communication of V_α , the parameters will be changed to make the values of $R_{\beta\alpha}$ and $R_{\beta b}$ as equal as possible during optimization. Increasing power can rise $R_{\beta\alpha}$, so that $R_{\beta b}$ should also increase, which requires a decrease in λ .

Figure 8 reveals the achievable transmission rate of V_β versus P_β for different schemes. It can be concluded from the figure that, compared with OMA, NOMA technology can bring significant performance gain in achievable transmission rate of V_β , and the larger the power of V_β , the more obvious the disparity between NOMA and OMA. On the other hand, this figure also verifies that the proposed vehicle GPM is superior to the RPM in terms of achievable transmission rate. Combining the results of Figure 6, 7, and 8, we can find that when the power is larger, the increase of power allocation ratio plays a major role in the reduction of the delay. This is why in Fig. 6, as the value of P_β is greater than a threshold, the trend of achievable transmission rate in OMA is opposite to that in NOMA.

Figure 9 illustrates the relationships between the number of

tasks offloaded to MEC on V_β and the P_β . Combining Figure 8 and 9, it can be seen that as the transmission rate increases, the number of tasks offloaded to the MEC also increases, and the number of tasks performed locally will decrease. In summary, the transmission rate will affect the task division of V_β . It can also be concluded that compared with OMA scheme, NOMA can offload more tasks to MEC, while most of the tasks in OMA scheme are executed locally.

It can be summarized from the above figures that our scheme empowered by the designed GPM and NOMA philosophy can significantly reduce the task completion delay and has better safety performance compared with OMA and RPM.

VI. CONCLUSIONS

In this paper, we have studied a multi-vehicle multi-task NOMA-MEC system with a passive eavesdropping vehicle. Firstly, we have proposed the GPM to enhance the performance of edge vehicles. Then, AN has been utilized to combat the eavesdropper. On this basis, for each pair of vehicles, an approximate expression of SOPS has been obtained in closed form by deriving the SOP of center and edge vehicles sequentially. Additionally, to minimize the total task completion time of edge vehicles, we have designed the GA-PATS algorithm to settle the joint optimization problem of vehicle task division, power allocation, and transmit beamforming. Finally, the simulation results have demonstrated that compared with the benchmark schemes, the application of AN and vehicle GPM in the NOMA-MEC networks could enhance system security and reduce the task completion delay of edge vehicles.

REFERENCES

- [1] D. Jia, K. Lu, J. Wang, X. Zhang and X. Shen, "A Survey on Platoon-Based Vehicular Cyber-Physical Systems," *IEEE Commun. Surveys Tuts.*, vol. 18, no. 1, pp. 263–284, Firstquarter 2016.
- [2] "Study on Enhancement of 3GPP Support for 5G V2X Services, v15.1.0," 3GPP, Sophia Antipolis, France, Rep. TR 22.886, Mar. 2017.
- [3] "Service Requirements for V2X Services V14.4.0," 3GPP Standard TS 22.185, Jun. 2018.
- [4] K. M. Alam, M. Saini and A. E. Saddik, "Toward Social Internet of Vehicles: Concept, Architecture, and Applications," *IEEE Access*, vol. 3, pp. 343–357, Apr. 2015.
- [5] Q. Yuan, H. Zhou, J. Li, Z. Liu, F. Yang and X. S. Shen, "Toward Efficient Content Delivery for Automated Driving Services: An Edge Computing Solution," *IEEE Netw.*, vol. 32, no. 1, pp. 80–86, Jan. 2018.
- [6] L. Liu, Z. Chang and X. Guo, "Socially Aware Dynamic Computation Offloading Scheme for Fog Computing System With Energy Harvesting Devices," *IEEE Internet Things J.*, vol. 5, no. 3, pp. 1869–1879, Jun. 2018.
- [7] Y. Wang, M. Sheng, X. Wang, L. Wang and J. Li, "Mobile-Edge Computing: Partial Computation Offloading Using Dynamic Voltage Scaling," *IEEE Trans Commun.*, vol. 64, no. 10, pp. 4268–4282, Oct. 2016.
- [8] Z. Zhou, J. Feng, Z. Chang and X. Shen, "Energy-Efficient Edge Computing Service Provisioning for Vehicular Networks: A Consensus ADMM Approach," *IEEE Trans. Veh. Technol.*, vol. 68, no. 5, pp. 5087–5099, May 2019.
- [9] L. Lei, H. Xu, X. Xiong, K. Zheng and W. Xiang, "Joint Computation Offloading and Multiuser Scheduling Using Approximate Dynamic Programming in NB-IoT Edge Computing System," *IEEE Internet Things J.*, vol. 6, no. 3, pp. 5345–5362, Jun. 2019.
- [10] C. You and K. Huang, "Multiuser Resource Allocation for Mobile-Edge Computation Offloading," in *Proc. IEEE GLOBECOM*, Washington, DC, USA, Dec. 2016, pp. 1–6.
- [11] A. Al-Shuwaili and O. Simeone, "Energy-Efficient Resource Allocation for Mobile Edge Computing-Based Augmented Reality Applications," *IEEE Wireless Commun. Lett.*, vol. 6, no. 3, pp. 398–401, Jun. 2017.
- [12] C. Wang, C. Liang, F. R. Yu, Q. Chen and L. Tang, "Computation Offloading and Resource Allocation in Wireless Cellular Networks With Mobile Edge Computing," *IEEE Trans. Wirel. Commun.*, vol. 16, no. 8, pp. 4924–4938, Aug. 2017.
- [13] M. Shirvanimoghaddam, M. Dohler and S. J. Johnson, "Massive Non-Orthogonal Multiple Access for Cellular IoT: Potentials and Limitations," *IEEE Commun. Mag.*, vol. 55, no. 9, pp. 55–61, Sep. 2017.
- [14] Z. Ding, P. Fan and H. V. Poor, "Impact of Non-Orthogonal Multiple Access on the Offloading of Mobile Edge Computing," *IEEE Trans. Commun.*, vol. 67, no. 1, pp. 375–390, Jan. 2019.
- [15] Y. Chen, L. Wang, Y. Ai, B. Jiao and L. Hanzo, "Performance Analysis of NOMA-SM in Vehicle-to-Vehicle Massive MIMO Channels," *IEEE J. Sel. Areas Commun.*, vol. 35, no. 12, pp. 2653–2666, Dec. 2017.
- [16] W. Wang, K. C. Teh, S. Luo and K. H. Li, "Physical Layer Security in Heterogeneous Networks with Pilot Attack: A Stochastic Geometry Approach," *IEEE Trans. Commun.*, vol. 66, no. 12, pp. 6437–6449, Dec. 2018.
- [17] Y. Wu, A. Khisti, C. Xiao, G. Caire, K. Wong and X. Gao, "A Survey of Physical Layer Security Techniques for 5G Wireless Networks and Challenges Ahead," *IEEE J. Sel. Areas Commun.*, vol. 36, no. 4, pp. 679–695, Apr. 2018.
- [18] X. Pei, H. Yu, X. Wang, Y. Chen, M. Wen and Y. -C. Wu, "NOMA-Based Pervasive Edge Computing: Secure Power Allocation for IoV," *IEEE Trans. Industr. Inform.*, vol. 17, no. 7, pp. 5021–5030, Jul. 2021.
- [19] A. Kiani and N. Ansari, "Edge Computing Aware NOMA for 5G Networks," *IEEE Internet Things J.*, vol. 5, no. 2, pp. 1299–1306, Apr. 2018.
- [20] Y. Pan, M. Chen, Z. Yang, N. Huang and M. Shikh-Bahaei, "Energy-Efficient NOMA-based Mobile Edge Computing Offloading," *IEEE Commun. Lett.*, vol. 23, no. 2, pp. 310–313, Feb. 2019.
- [21] Y. Huang, Y. Liu and F. Chen, "NOMA-Aided Mobile Edge Computing via User Cooperation," *IEEE Trans. Commun.*, vol. 68, no. 4, pp. 2221–2235, Apr. 2020.
- [22] Y. Wu, K. Ni, C. Zhang, L. P. Qian and D. H. K. Tsang, "NOMA-Assisted Multi-Access Mobile Edge Computing: A Joint Optimization of Computation Offloading and Time Allocation," *IEEE Trans. Veh. Technol.*, vol. 67, no. 12, pp. 12244–12258, Dec. 2018.
- [23] L. P. Qian, A. Feng, Y. Huang, Y. Wu, B. Ji and Z. Shi, "Optimal SIC Ordering and Computation Resource Allocation in MEC-Aware NOMA NB-IoT Networks," *IEEE Internet Things J.*, vol. 6, no. 2, pp. 2806–2816, Apr. 2019.
- [24] M. Sheng, Y. Dai, J. Liu, N. Cheng, X. Shen and Q. Yang, "Delay-Aware Computation Offloading in NOMA MEC Under Differentiated Uploading Delay," *IEEE Trans. Wirel. Commun.*, vol. 19, no. 4, pp. 2813–2826, Apr. 2020.
- [25] Z. Yang, C. Pan, J. Hou and M. Shikh-Bahaei, "Efficient Resource Allocation for Mobile-Edge Computing Networks With NOMA: Completion Time and Energy Minimization," *IEEE Trans. Commun.*, vol. 67, no. 11, pp. 7771–7784, Nov. 2019.
- [26] J. Zhu, J. Wang, Y. Huang, F. Fang, K. Navaie and Z. Ding, "Resource Allocation for Hybrid NOMA MEC Offloading," *IEEE Trans. Wirel. Commun.*, vol. 19, no. 7, pp. 4964–4977, Jul. 2020.
- [27] J. Xu and J. Yao, "Exploiting Physical-Layer Security for Multiuser Multicarrier Computation Offloading," *IEEE Wireless Commun. Lett.*, vol. 8, no. 1, pp. 9–12, Feb. 2019.
- [28] T. Bai, J. Wang, Y. Ren and L. Hanzo, "Energy-Efficient Computation Offloading for Secure UAV-Edge-Computing Systems," *IEEE Trans. Veh. Technol.*, vol. 68, no. 6, pp. 6074–6087, Jun. 2019.
- [29] A. Khisti and G. W. Wornell, "Secure Transmission With Multiple Antennas I: The MISOME Wiretap Channel," *IEEE Trans. Inf. Theory*, vol. 56, no. 7, pp. 3088–3104, Jul. 2010.
- [30] B. He, A. Liu, N. Yang and V. K. N. Lau, "On the Design of Secure Non-Orthogonal Multiple Access Systems," *IEEE J. Sel. Areas Commun.*, vol. 35, no. 10, pp. 2196–2206, Oct. 2017.
- [31] L. Wei, Y. Chen, D. Zheng and B. Jiao, "Secure performance analysis and optimization for FD-NOMA vehicular communications," *China Commun.*, vol. 17, no. 11, pp. 29–41, Nov. 2020.
- [32] B. Zheng, M. Wen, C. Wang, X. Wang and F. Chen et al., "Secure NOMA Based Two-Way Relay Networks Using Artificial Noise and Full Duplex," *IEEE J. Sel. Areas Commun.* vol. 36, no. 7, pp. 1426–1440, Jul. 2018.
- [33] X. Pei, H. Yu, M. Wen, S. Mumtaz, S. Al Otaibi and M. Guizani, "NOMA-Based Coordinated Direct and Relay Transmission With a Half-Duplex/ Full-Duplex Relay," *IEEE Trans. Commun.*, vol. 68, no. 11, pp. 6750–6760, Nov. 2020.
- [34] Y. Chen, L. Wang, R. Ma, W. Liu, M. Wen and A. Fei, "Performance Analysis of Heterogeneous Networks With Wireless Caching and Full

- Duplex Relaying,” *IEE Trans. Netw. Sci. Eng.*, vol. 7, no. 4, pp. 2429–2442, Oct. 2020.
- [35] Z. Ding, X. Lei, G. K. Karagiannidis, R. Schober, J. Yuan and V. K. Bhargava, “A Survey on Non-Orthogonal Multiple Access for 5G Networks: Research Challenges and Future Trends,” *IEEE J. Sel. Areas Commun.*, vol. 35, no. 10, pp. 2181–2195, Oct. 2017.
- [36] S. M. R. Islam, N. Avazov, O. A. Dobre and K. Kwak, “Power-Domain Non-Orthogonal Multiple Access (NOMA) in 5G Systems: Potentials and Challenges,” *IEEE Commun. Surveys Tuts.*, vol. 19, no. 2, pp. 721–742, Secondquarter 2017.
- [37] K. Zarifi, S. Affes and A. Ghayeb, “Collaborative Null-Steering Beamforming for Uniformly Distributed Wireless Sensor Networks,” *IEEE Trans. Signal Process.*, vol. 58, no. 3, pp. 1889–1903, Mar. 2010.
- [38] L. Dai, B. Wang, Z. Ding, Z. Wang, S. Chen and L. Hanzo, “A Survey of Non-Orthogonal Multiple Access for 5G,” *IEEE Commun. Surveys Tuts.*, vol. 20, no. 3, pp. 2294–2323, thirdquarter 2018.
- [39] M. Xu, F. Ji, M. Wen and W. Duan, “Novel Receiver Design for the Cooperative Relaying System With Non-Orthogonal Multiple Access,” *IEEE Commun. Lett.*, vol. 20, no. 8, pp. 1679–1682, Aug. 2016.
- [40] B. Li, Z. Fei, Z. Chu and Y. Zhang, “Secure Transmission for Heterogeneous Cellular Networks With Wireless Information and Power Transfer,” *IEEE Syst. J.*, vol. 12, no. 4, pp. 3755–3766, Dec. 2018.
- [41] W. Wang, K. C. Teh and K. H. Li, “Artificial Noise Aided Physical Layer Security in Multi-Antenna Small-Cell Networks,” *IEEE Trans. Inf. Forensics Security*, vol. 12, no. 6, pp. 1470–1482, Jun. 2017.
- [42] I. S. Gradshteyn and I. M. Ryzhik, *Table of Integrals, Series, and Products*. New York, NY, USA: Academic, 2014.
- [43] D. E. Goldberg, *Genetic Algorithms in Search, Optimization, and Machine Learning*. Boston, MA, USA: Addison-Wesley, 1989.
- [44] F. Guo, H. Zhang, H. Ji, X. Li and V. C. M. Leung, “An Efficient Computation Offloading Management Scheme in the Densely Deployed Small Cell Networks With Mobile Edge Computing,” *IEEE/ACM Trans. Netw.*, vol. 26, no. 6, pp. 2651–2664, Dec. 2018.
- [45] U. Saleem, Y. Liu, S. Jangsher, Y. Li and T. Jiang, “Mobility-Aware Joint Task Scheduling and Resource Allocation for Cooperative Mobile Edge Computing,” *IEEE Trans. Wirel. Commun.*, vol. 20, no. 1, pp. 360–374, Jan. 2021.