

Collision, mechanism, and Z_4 operation among chiral and nonchiral kinks in coupled double-field ϕ^4 model

Jin-Hyung Choi^a Sang-Hoon Han^a Myungjun Kang^a Sangmo Cheon^{a,b,1}

^a*Department of Physics, Hanyang University, Seoul 04763, Korea*

^b*Research Institute for Natural Science, Hanyang University, Seoul 04763, Korea*

E-mail: jhchoihanyang@gmail.com, oksk0729@gmail.com,
mjunkang@gmail.com, sangmocheon@hanyang.ac.kr

ABSTRACT:

In this work, we investigate collision processes and their mechanism among chiral and nonchiral kinks in the coupled double-field ϕ^4 model, and show that the kink collisions follow the Z_4 abelian group operation. Unlike the single-field ϕ^4 model, this model has twelve kinks, which are classified into chiral and nonchiral kinks depending on their topological chiral charges. This enriches the variety of the collision processes. From the numerical simulation, we observe three kinds of collisions depending on the initial configuration and initial velocities of colliding kinks. During a collision, the topological chiral charges of kinks switch while preserving the Z_4 abelian group operation. To understand the collision and chirality switching mechanism, we investigate the detailed collision process, energy densities, the field gradients, internal modes, energy exchange between two fields, coherent vibration of two bions located in different fields, and the orbits of colliding kinks in the two-dimensional field space.

¹Corresponding author.

Contents

1	Introduction	1
2	System	3
2.1	Double-field ϕ^4 model	3
2.2	Three types of kinks	5
2.3	Internal modes	8
3	Two-kink collisions and Z_4 operation	11
3.1	LC-LC and RC-RC kink collision	12
3.2	RC-LC and LC-RC kink collision	15
3.3	RC-NC kink collision	20
3.4	NC-NC kink collision	24
4	Summary and conclusion	26
A	Appendix	27
A.1	Coupled equations for internal modes for RC and LC kinks	27
A.2	Force and velocity vector fields in the field space	28

1 Introduction

A topological soliton (or kink) is a particle-like localized wave packet, which has attracted wide attention in various areas of modern science such as high energy physics, cosmology, condensed matter, optics, and biological systems [1–6]. In a strict mathematical sense, a topological soliton maintains its original shape and speed after collisions in an integrable system. In a broad sense, inelastic scatterings between solitons are also allowed in a nonintegral system, which enriches the variety of soliton dynamics [3]. The topological soliton is classified according to mappings from the points at spatial infinity to the degenerate vacua of fields (or homotopy group). Hence, a natural question is what happens to the solitons and their topological charges when solitons collide.

Topological soliton dynamics in (1+1)-dimensional field theories have been actively studied [7–41]. In an integrable system such as the sine-Gordon model, an elastic soliton scattering with a slight phase shift in a soliton’s position is studied via inverse scattering method [8, 10]. On the other hand, in a nonintegrable system such as the single-field ϕ^4 model, the kink collision shows richer phenomena such as the formation of the bound state (or bion), multiple bounce resonance, and fractal resonance structure, which are investigated via numerical and collective-coordinate methods [11–16]. These exotic features are attributed to the excitation of internal modes and explained by the resonant energy

exchange between translational (or zero) and vibrational modes. Furthermore, kinks and their dynamics have been studied in various nonintegrable single-field models [17–29] and multifield models [30–41]. In particular, the multifield models show complex and plentiful kink dynamics due to the additional degree of freedom. However, due to the complexity of the kink collision, the collision mechanism is not clearly understood, and it is necessary to develop a proper tool such as the collective-coordinate method [11, 42] for multifield models [2].

Topological solitons possessing chirality (right- or left-handedness) have been realized as hallmarks of various 2D and 3D topological systems: Helical surface states in topological insulators [43–45], Majorana zero modes in chiral topological superconductors [46–49], chiral edge modes of light in photonic crystals [50–52], and skyrmions in chiral magnets [53–57]. These topological objects are expected to be used in future information technology such as quantum computation. For the 1D case, three types of chiral solitons were realized in the indium atomic wire, and chirality switching between chiral and nonchiral solitons via collision was also demonstrated in the same physical system [58, 59]. This system is described by the double Peierls chain model, which corresponds to the coupled Jackiw-Rebbi field theory composed of two fermion fields and two boson fields [58, 60–63]. Before these experiments, there were a few theoretical works [30–35] about the coupled two field models. However, studies that reveal the collision dynamics and mechanism among chiral and nonchiral solitons based on chirality are rare.

In this work, we investigate collision processes and their mechanism among chiral and nonchiral kinks in the coupled double-field ϕ^4 model, and we also show that the topological chiral charges of colliding kinks satisfy the Z_4 abelian group operation. The coupled double-field ϕ^4 model is composed of two fields (ϕ_1 and ϕ_2), a ϕ^4 -type self-interacting potential for each field, and interfield interaction. The model possesses four degenerate vacua and hence twelve kinks, which are classified into three types depending on the topological chiral charge: right-chiral (RC), left-chiral (LC), and nonchiral (NC) kinks as shown in figure 2. The various chiralities of kinks make the collision scenarios richer while reducing the complexity in understanding kink collision.

All possible collisions between two kinks are numerically studied and classified according to the chirality, which are summarized in table 1. We observe various inelastic collision processes depending on the initial configuration and velocities of colliding kinks. When two kinks collide, they become trapped and form bions or a kink with a different chirality to the original with a velocity smaller than a critical value. When it exceeds the critical velocity, the two kinks scatter and escape to infinities. At some particular velocities, exceptional scatterings occur, which is characterized by multiple energy exchange between the two fields. Interestingly, in the RC-LC kink collision, we find a resonance between two bions located in different fields. To understand the collision mechanism, we consider the internal modes, gradient energy density of each field, and energy transfer between two fields. Moreover, we investigate the time-dependent orbits of colliding kinks in two-dimensional field space, which shows the chirality change of kinks explicitly and dynamically. Because three types of kinks carry Z_4 topological chiral charges, all two-kink collisions complete the Z_4 abelian group operation table shown in figure 2. Therefore, we believe this work will be helpful

for researchers interested in the dynamics of topological solitons with chirality in multifield systems.

2 System

2.1 Double-field ϕ^4 model

As a basic building block, we consider the single-field ϕ^4 model [11–15] in $(1+1)\text{D}$, which is described by the following Lagrangian density:

$$\mathcal{L} = \frac{1}{2} \partial_\mu \phi \partial^\mu \phi - V(\phi), \quad (2.1)$$

where $\phi(t, x)$ is a real scalar field. The self-interacting potential $V(\phi)$ is given by

$$V(\phi) = -\frac{m^2}{2} \phi^2 + \frac{\lambda}{4} \phi^4 + \frac{m^4}{4\lambda}, \quad (2.2)$$

where m and λ are positive intra-field coupling constants. The field equation is given by

$$\partial_t^2 \phi - \partial_x^2 \phi - m^2 \phi + \lambda \phi^3 = 0. \quad (2.3)$$

This model has two degenerate vacua at $\mu_0 = \sqrt{\frac{m^2}{\lambda}}$ and the Lagrangian has a discrete Z_2 symmetry under $\phi(x) \rightarrow -\phi(x)$. The dynamics and mechanism of kink-antikink collisions in the single-field ϕ^4 model are studied by various methods [11–16].

We now consider the coupled double-field ϕ^4 model as a minimally extended model from the single-field ϕ^4 model.

$$\mathcal{L}_D = \frac{1}{2} \partial_\mu \vec{\phi} \cdot \partial^\mu \vec{\phi} - V_D(\vec{\phi}), \quad (2.4)$$

where $\vec{\phi}(t, x) = (\phi_1(t, x), \phi_2(t, x))^T$, $\phi_i(t, x)$ is a real scalar field, and $V_D(\vec{\phi}) = V_S(\vec{\phi}) + V_I(\vec{\phi})$ is a double-field potential. Here, $V_S(\vec{\phi})$ and $V_I(\vec{\phi})$ are self-interacting and interfield potentials, respectively:

$$V_S(\vec{\phi}) = V(\phi_1) + V(\phi_2), \quad V_I(\vec{\phi}) = \frac{\alpha}{2} \phi_1^2 \phi_2^2, \quad (2.5)$$

where α is an interfield coupling constant. For an attractive (repulsive) interfield potential, $\alpha < 0$ ($\alpha > 0$). In this work, we only consider the attractive potential because both chiral and nonchiral kinks are stable under perturbations for the attractive potential only, which will be discussed in section 2.2. The Lagrangian density has four mirror symmetries:

$$\phi_1 \rightarrow -\phi_1, \quad \phi_2 \rightarrow -\phi_2, \quad \phi_1 \leftrightarrow \phi_2, \quad \phi_1 \leftrightarrow -\phi_2. \quad (2.6)$$

Moreover, the Lagrangian density has Z_4 symmetry which is given by

$$(\phi_1, \phi_2) \rightarrow (\phi_2, -\phi_1). \quad (2.7)$$

In this model, there exist four degenerate vacua labeled as A , B , C , and D [see figure 1]. In the absence of the interfield coupling ($\alpha = 0$), the four degenerate vacua are located

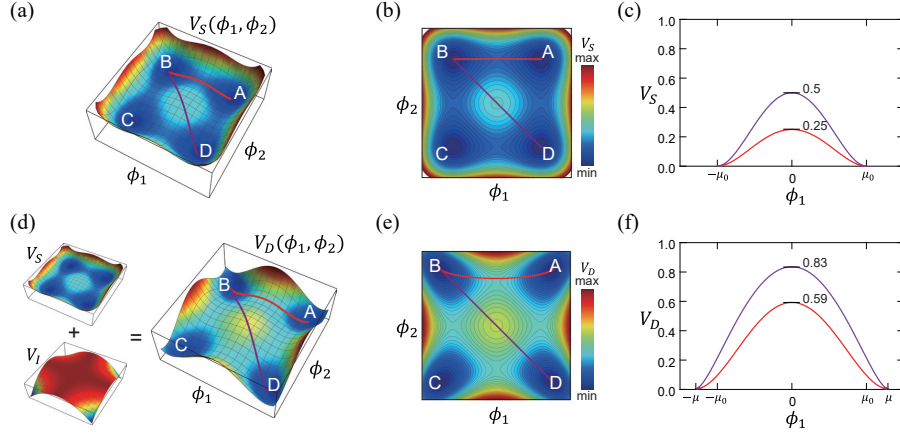


Figure 1. Potentials for the double-field ϕ^4 models without and with inter-field couplings. (a,b) [(d,e)] 3D and contour plots of the potentials with respect to ϕ_1 and ϕ_2 without (with) inter-field coupling. V_S and V_I are the self-interacting and inter-field potentials, respectively. (c) [(f)] Potentials along the two representative red and purple orbits in (a) [(d)]. $\alpha = 0$ for (a-c) and $\alpha = -0.4$ for (d-f). The red and purple orbits corresponds to chiral and non-chiral kinks in figure 2, respectively.

at $(\phi_1, \phi_2) = (\pm\mu_0, \pm\mu_0)$ as shown in figure 1(a,b). For an attractive interfield coupling ($\alpha < 0$), the groundstates are located at $(\phi_1, \phi_2) = (\pm\mu, \pm\mu)$, where $\mu = \sqrt{\frac{\lambda}{\lambda+\alpha}} \mu_0$ as shown in figure 1(d,e). We redefine the self-interacting potential $V_S(\vec{\phi})$ and the interfield potential $V_I(\vec{\phi})$ to be zero at the vacua by adding constants:

$$V_S(\vec{\phi}) = \sum_{j=1,2} \left[\frac{\lambda}{4} (\phi_j^2 - \mu_0^2)^2 - \frac{\lambda}{4} (\mu^2 - \mu_0^2)^2 \right], \quad V_I(\vec{\phi}) = \frac{\alpha}{2} \phi_1^2 \phi_2^2 - \frac{\alpha}{2} \mu^4. \quad (2.8)$$

We will use these potentials from now on. From the Lorentz-invariant Lagrangian density in (2.4), the Lorentz covariant field equations for two fields $\phi_j(x)$ are given by

$$\partial_t^2 \phi_j - \partial_x^2 \phi_j + \partial_{\phi_j} V_D = 0, \quad (j = 1, 2). \quad (2.9)$$

The total energy of the system is given by

$$E_{tot}[\vec{\phi}] = \int_{-\infty}^{\infty} dx \epsilon_{tot}(t, x) = \int_{-\infty}^{\infty} dx \left[\sum_{i=1,2} \left(\frac{1}{2} (\partial_t \phi_i)^2 + \frac{1}{2} (\partial_x \phi_i)^2 \right) + V_D(\vec{\phi}) \right], \quad (2.10)$$

where $\epsilon_{tot}(t, x)$ is the total energy density. Without the time-derivative terms, the static energy E_S is defined as

$$E_S[\vec{\phi}] = \int_{-\infty}^{\infty} dx \left[\sum_{i=1,2} \left(\frac{1}{2} (\partial_x \phi_i)^2 \right) + V_D(\vec{\phi}) \right]. \quad (2.11)$$

To trace the energy exchange between two fields, we define the spatially-integrated energy of each field $E_i[\phi_i]$ (or the ϕ_i field energy) and the spatially-integrated interfield energy E_I ,

which are defined as

$$E_i[\phi_i] = \int_{-\infty}^{\infty} dx \left[\frac{1}{2} (\partial_t \phi_i)^2 + \frac{1}{2} (\partial_x \phi_i)^2 + V(\phi_i) \right], \quad (2.12)$$

$$E_I[\vec{\phi}] = \int_{-\infty}^{\infty} dx V_I(\vec{\phi}). \quad (2.13)$$

For convenience, we define kinetic and gradient energy densities for the j th field $\phi_j(t, x)$, which are given by

$$\epsilon_j^K(t, x) = \frac{1}{2} (\partial_t \phi_j)^2, \quad \epsilon_j^G(t, x) = \frac{1}{2} (\partial_x \phi_j)^2. \quad (2.14)$$

2.2 Three types of kinks

In this model, there exist kink solutions that interpolate two vacua among four degenerate vacua. For convenience, a kink is denoted as $\vec{\phi}^{(X,Y)}(t, x)$ and is called as an XY kink when the kink interpolates two distinct vacua X and Y for given time. Whereas the two degenerate vacua in a single-field ϕ^4 model permit a pair of kink and anti-kink, the four degenerate vacua in the coupled double-field ϕ^4 model dictate twelve kinks among them as shown in figure 2(a). Depending on the chirality, these twelve kinks are categorized into three types: right-chiral (RC), left-chiral (LC), and nonchiral (NC) kinks. The RC (LC) kink is defined as a kink connecting two nearest-neighboring groundstates counterclockwise (clockwise) in two-dimensional field space, while the NC kink interpolates two next-nearest-neighboring groundstates [see figure 2(a)]:

$$\text{RC kinks: } \vec{\phi}^{(A,B)}(x), \vec{\phi}^{(B,C)}(x), \vec{\phi}^{(C,D)}(x), \vec{\phi}^{(D,A)}(x), \quad (2.15)$$

$$\text{LC kinks: } \vec{\phi}^{(A,D)}(x), \vec{\phi}^{(D,C)}(x), \vec{\phi}^{(C,B)}(x), \vec{\phi}^{(B,A)}(x), \quad (2.16)$$

$$\text{NC kinks: } \vec{\phi}^{(A,C)}(x), \vec{\phi}^{(C,A)}(x), \vec{\phi}^{(B,D)}(x), \vec{\phi}^{(D,B)}(x). \quad (2.17)$$

Furthermore, the chiral and nonchiral kinks are distinguished by the topological chiral charge Q , which is defined as

$$Q = \int_{-\infty}^{\infty} dx j^0(x) = \frac{2}{\pi} \left[\tan^{-1} \left(\frac{\phi_2(x)}{\phi_1(x)} \right) \right]_{-\infty}^{+\infty}. \quad (2.18)$$

The corresponding conserved current j^μ satisfying $\partial_\mu j^\mu = 0$ is given by

$$j^\mu = \frac{2}{\pi} \epsilon^{\mu\nu} \epsilon_{ij} \frac{\phi_i \partial_\nu \phi_j}{|\vec{\phi}|^2} = \frac{2}{\pi} \epsilon^{\mu\nu} \partial_\nu \tan^{-1} \left(\frac{\phi_2}{\phi_1} \right). \quad (2.19)$$

Then, kinks with the same chirality possesses the same topological chiral charge. The topological chiral charge of NC kinks can be represented as either positive or negative, while the topological charge for RC and LC kinks possess opposing signs:

$$Q^{RC} = 1, \quad Q^{LC} = -1, \quad Q^{NC} = \pm 2, \quad (\text{mod } 4) \quad (2.20)$$

where the modulo 4 comes from the periodicity of the tangent inverse function in (2.18).

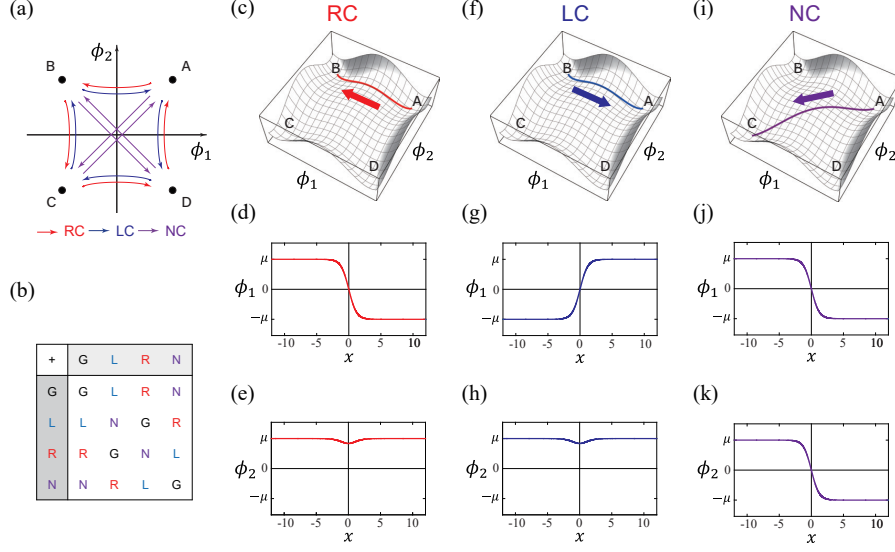


Figure 2. Three types of kinks in the coupled double-field ϕ^4 model. (a) Schematic diagram for the four degenerate groundstates (A, B, C, D) and the orbits of twelve kinks in the two-dimensional field space (ϕ_1, ϕ_2) . The colored arrows represent three types of kinks: RC (right-chiral; red arrow), LC (left-chiral; blue arrow), and NC (non-chiral; violet arrow) kinks. (b) Possible Z_4 abelian group operation table among groundstates and kinks. G, L, R, and N indicate groundstate, LC kink, RC kink, and NC kink, respectively. (c-k) 3D potentials and their real-space profiles for (c-e) RC, (f-h) LC, and (i-k) NC kinks.

Using the mirror and Z_4 symmetry transformations in (2.6) and (2.7), we obtain the relations among kinks as well as their topological chiral charges. The Z_4 rotation in (2.7) transforms a kink into another possessing the same topological chiral charge, which supports the equivalence among the same type of kinks. On the other hand, mirror operations in (2.6) transform an RC kink into an LC kink and vice versa, while an NC kink maintains its type.

In the viewpoint of the topological chiral charges, RC, LC, and NC kinks, including a vacuum, can carry the quaternary-digit topological information (because a vacuum carries no topological chiral charge). Since the total topological chiral charge is conserved during collisions, collisions among chiral and nonchiral kinks would satisfy the Z_4 abelian group operation table shown in figure 2(b). For example, an RC kink can be generated from a collision between LC and NC kinks, or RC and LC kinks can be created pairwise from a vacuum. Even though such a collision can be allowed by the topological chiral charge conservation, it is crucial to know whether the collision is permitted dynamically, which will be examined in section 3.

The stable configurations for the chiral and nonchiral kinks can be obtained by solving the field equation in (2.9). In the static limit ($\partial_t \phi_i = 0$), the field equation in (2.9) becomes

$$\partial_x^2 \vec{\phi} = \nabla_{\phi} V_D(\vec{\phi}), \quad (2.21)$$

where $\vec{\phi} = (\phi_1, \phi_2)^T$ and $\nabla_{\phi} = (\partial_{\phi_1}, \partial_{\phi_2})$. This static field equation supports solutions for

the chiral and nonchiral kinks, which are plotted in both real and field spaces in figure 2.

First, we consider the solution of an NC kink. Because two scalar fields $\phi_1(x)$ and $\phi_2(x)$ of an NC kink change their sign at $x = \pm\infty$ such that $\phi_i(-\infty) = -\phi_i(\infty)$ [figure 2(j,k)], the orbit of the NC kink in two-dimensional field space (ϕ_1, ϕ_2) becomes a straight line [figure 2(i)]. Moreover, because an NC kink satisfy the relation of $\phi_1(t, x) = \pm\phi_2(t, x)$, the field equation (2.21) becomes

$$\frac{\partial^2 \phi_i}{\partial x^2} + m^2 \phi_i - (\lambda + \alpha) \phi_i^3 = 0, \quad (2.22)$$

which is the same field equation of the single-field ϕ^4 model in (2.3) except for the coupling constant. Thus, the analytical solution is given by

$$\phi_i(x) = \pm\mu \tanh\left(\frac{m}{\sqrt{2}}(x - x_0)\right), \quad (2.23)$$

where x_0 is the center of an NC kink and the characteristic length $(\sqrt{2}/m)$ is constant regardless of the interchain coupling. For convenience, we call each solution (or sigmoidal function) located in the field ϕ_i as a primary kink (\mathcal{K}_i). Therefore, an NC kink is composed of two primary kinks (NC kink = $\mathcal{K}_1 + \mathcal{K}_2$).

Next, we consider the solutions of RC and LC kinks. Because the boundary conditions of RC and LC kinks at infinities ($x = \pm\infty$) are related by the mirror symmetries in (2.6), the solutions of RC and LC also are related by the same mirror symmetries. For example, the field profiles of the RC and LC kinks shown in figure 2(d,e,g,h) are related by the transformation of $(\phi_1, \phi_2) \rightarrow (-\phi_1, \phi_2)$. Unfortunately, when $\alpha \neq 0$, there exists no known analytical solution for RC and LC kinks. Thus, we numerically obtain the solutions of the RC and LC kinks using the Runge-Kutta method, which are plotted in figure 2(c-h). If a field changes its sign $\phi_i(-\infty) = -\phi_i(\infty)$ as shown in figure 2(d,g), then a small (non-topological) lump is induced near the kink's center in the other field $\phi_{3-i}(x)$ as shown in figure 2(e,h) due to the interfield interaction. For convenience, we call the former the primary kink (\mathcal{K}) and the latter an induced lump (\mathcal{I}). Thus, in field space, the orbits of the RC and LC kinks are curved toward the origin [figures 2(a) and 1(e)]. The numerical solutions can be fitted by the following functions:

$$\phi_i(x) = \pm\mu \tanh\left(\frac{Z_1 m}{\sqrt{2}}(x - x_0)\right), \quad (2.24)$$

$$\phi_{3-i}(x) = \pm\mu + C_1 \operatorname{sech}^2(C_2(x - x_0)), \quad (2.25)$$

where $Z_1 = 1 + O(\alpha)$ is the renormalization factor for the inverse of the characteristic length of the primary kink (\mathcal{K}). C_1 and C_2 are fitting parameters for the induced lump (\mathcal{I}). In figure 2, the numerically calculated values are $Z_1 \approx 1.178$, $C_1 \approx 0.213$, and $C_2 \approx 0.648$.

In the previous two paragraphs, the primary kinks and the induced lumps were introduced for convenience. However, the shapes of the primary kinks and induced lumps are not maintained during the collision process in general. Nevertheless, we will keep this terminology for simplicity. For example, when there is a similar form with a sigmoid curve, which tends to be a primary kink, we will call it a primary kink.

Because the solutions of chiral and nonchiral kinks have been obtained, their energies can also be calculated. By integrating (2.21), we get $\partial_x \vec{\phi} \cdot \partial_x \vec{\phi} = 2V_D(\vec{\phi})$, where the integration constant is zero. Then, the rest energy of a static kink (M_0) is given by

$$M_0 = \int_{-\infty}^{\infty} \left[\frac{1}{2} |\partial_x \vec{\phi}|^2 + V_D(\vec{\phi}) \right] dx = \int_C \left[2V_D(\vec{\phi}) \right]^{1/2} d\phi, \quad (2.26)$$

where $d\phi \equiv |d\vec{\phi}|$ and C is a curve along which the kink connects two degenerate vacua in two-dimensional field space.

In the absence of the interfield interaction ($\alpha = 0$), the two scalar fields are independent. The rest energy of an NC kink is equal to the sum of those of two chiral kinks: $M_0^{NC} = 2M_0^{RC} = 2M_0^{LC}$. The potential of an NC kink is twice that of a chiral kink as shown in figure 1(c). However, in the presence of an attractive interfield interaction ($\alpha < 0$), the rest energy of an NC kink is not a simple sum of two chiral kinks. As shown in figure 1(f), the potential of an NC kink is smaller than twice the potential of a chiral kink due to the attractive interaction. Thus, the rest energy of an NC kink is smaller than the sum of two chiral kinks, which implies that an NC kink is stable under perturbations. On the other hand, in the presence of a repulsive interfield interaction ($\alpha > 0$), the rest energy of an NC kink is larger than the sum of two chiral kinks, which implies that an NC kink is unstable and decays into two chiral kinks under perturbations. For this reason, we only consider the attractive potential ($\alpha < 0$) in this work. From the numerical calculation, the rest energies of RC, LC, and NC kinks are given by $M_0^{RC} = M_0^{LC} = 1.88$ and $M_0^{NC} = 3.14$ when $\alpha = -0.4$, $\lambda = 1$, and $\mu_0 = 1$. Because $2M_0^{RC} = 2M_0^{LC} > M_0^{NC}$, two RC or LC kinks prefer to merge into an NC kink from an energy perspective.

We now discuss the general solutions for the traveling kinks, which can be obtained from the static solutions above using the Lorentz boost. If $\phi_i(x)$ is a static kink solution, then $\phi_i(\xi)$ is a moving kink solution with a fixed velocity v ($-1 < v < 1$), where $\xi \equiv \gamma(x - x_0 - vt)$ and $\gamma \equiv (1 - v^2)^{-1/2}$. Therefore, the characteristic lengths of moving kinks are decreased and the energy of such a moving kink is given by $M = \gamma M_0$.

2.3 Internal modes

In this section, we study the oscillating internal modes trapped in each kink by solving the linearized equation [3, 11], the results of which are consistent with ones given by the perturbation method [30]. In the single-field ϕ^4 model, such oscillating internal modes have been interpreted as low energy excitation trapped in kinks and play an essential role in the inelastic collisions between kinks [11, 14–16]. Similarly, the internal modes in this section is one reason for a collision between kinks being inelastic.

For an NC kink, we consider the following small oscillation around the static solution:

$$\phi_i(t, x) = \mu \tanh \left(\frac{m}{\sqrt{2}} x \right) + \eta_i^{NC}(x) e^{-i\omega t}, \quad (2.27)$$

where $\eta_i^{NC}(x) e^{-i\omega t}$ is a possible oscillating normal mode for the i th field. By substituting this equation into the field equation (2.9) and ignoring higher terms, we get the following

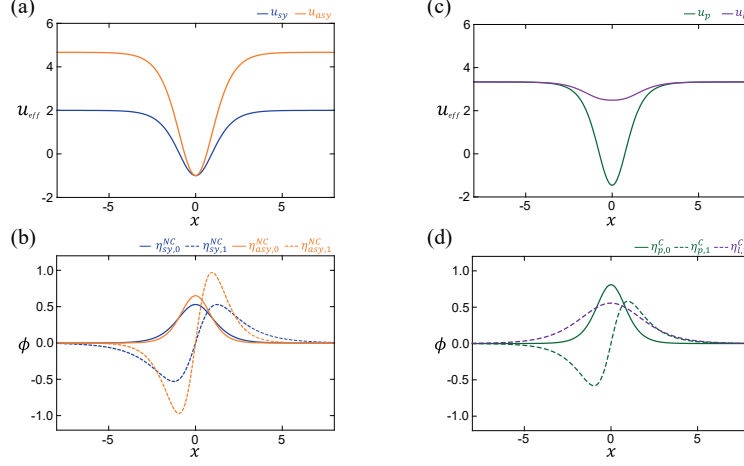


Figure 3. Internal modes for each kinks. (a) Effective potentials u_{eff} for the symmetric (blue) and asymmetric (orange) fluctuations for nonchiral kinks. (b) $\eta_{sy,0}^{NC}$ and $\eta_{sy,1}^{NC}$ are the internal modes of the symmetric fluctuation, while $\eta_{asy,0}^{NC}$ and $\eta_{asy,1}^{NC}$ are of the asymmetric fluctuation. (c) Effective potentials for the fluctuations of the primary kink (green) and the induce lump (violet). (d) $\eta_{p,0}^C$ and $\eta_{p,1}^C$ are the internal modes for the primary kink, while $\eta_{l,1}^C$ is for the induced lump.

equations for normal modes:

$$\left[-\frac{\partial^2}{\partial x^2} - m^2 + (3\lambda + 3g)\mu^2 \tanh^2 \left(\frac{m}{\sqrt{2}}x \right) \right] \eta_{sy}^{NC} = \omega^2 \eta_{sy}^{NC}, \quad (2.28)$$

$$\left[-\frac{\partial^2}{\partial x^2} - m^2 + (3\lambda - g)\mu^2 \tanh^2 \left(\frac{m}{\sqrt{2}}x \right) \right] \eta_{asy}^{NC} = \omega^2 \eta_{asy}^{NC}, \quad (2.29)$$

where $\eta_{sy}^{NC} = \eta_1^{NC} + \eta_2^{NC}$ and $\eta_{asy}^{NC} = \eta_1^{NC} - \eta_2^{NC}$ are symmetric and anti-symmetric modes, respectively. The eigenvalue equations in (2.28) and (2.29) are formally analogous to time-independent Schrödinger equations with the Rosen-Morse type effective potentials [64, 65], which give the following four discrete spectra:

$$\omega_{sy,0}^2 = 0, \quad \eta_{sy,0}^{NC}(x) = N_1 \operatorname{sech}^2 \left(\frac{mx}{\sqrt{2}} \right), \quad (2.30)$$

$$\omega_{sy,1}^2 = \frac{3}{2}m^2, \quad \eta_{sy,1}^{NC}(x) = N_2 \sinh \left(\frac{mx}{\sqrt{2}} \right) \operatorname{sech}^2 \left(\frac{mx}{\sqrt{2}} \right), \quad (2.31)$$

$$\omega_{asy,0}^2 = \frac{m^2}{4} \left(\frac{\sqrt{25\lambda - 7\alpha}}{\sqrt{\lambda + \alpha}} - 5 \right), \quad \eta_{asy,0}^{NC}(x) = N_3 \left[\operatorname{sech} \left(\frac{mx}{\sqrt{2}} \right) \right]^{\frac{1}{2} \left(\frac{\sqrt{25\lambda - 7\alpha}}{\sqrt{\lambda + \alpha}} - 1 \right)}, \quad (2.32)$$

$$\omega_{asy,1}^2 = \omega_{asy,1}^2 + \frac{3}{2}m^2, \quad \eta_{asy,1}^{NC}(x) = N_4 \sinh \left(\frac{mx}{\sqrt{2}} \right) \left[\operatorname{sech} \left(\frac{mx}{\sqrt{2}} \right) \right]^{\frac{1}{2} \left(\frac{\sqrt{25\lambda - 7\alpha}}{\sqrt{\lambda + \alpha}} - 1 \right)}, \quad (2.33)$$

where N_i ($i = 1, 2, 3, 4$) are normalization constants. The solution in (2.30) is a zero (or translation) mode that recovers the translational invariance of the model, while the solutions in (2.31)-(2.33) are excitation modes trapped in the NC kink. For small interfield coupling ($\alpha \neq 0$), the frequencies of internal modes satisfy the inequality $\omega_{sy,0} < \omega_{asy,0} < \omega_{sy,1} < \omega_{asy,1}$. If $\alpha = 0$, the asymmetric modes become the symmetric modes so that

$\omega_{asy,0} = \omega_{sy,0}$ and $\omega_{asy,1} = \omega_{sy,1}$, which is consistent with the single-field ϕ^4 model [11]. The asymptotic form of the wave function η_i^{NC} in (2.28) and (2.29) become plane waves at $x = \pm\infty$ satisfying the dispersion relations $\omega_{k_x}^2 = k_x^2 + 2m^2$ and $\omega_{k_x}^2 = k_x^2 + 2m^2(\lambda - \alpha)/(\lambda + \alpha)$, respectively. Therefore, the continuum spectra are ordinary bosonic modes having masses $\sqrt{2}m$ and $\sqrt{2(\lambda - \alpha)/(\lambda + \alpha)}m$, respectively, which can be a dissipation channel when a kink collision occurs. Figure 3(a,b) shows the numerically calculated effective potentials and internal modes. For chiral kinks, we consider the following small oscillatory modes (η_p^C and η_l^C) around the static solution:

$$\phi_i(t, x) = \mu \tanh\left(\frac{Z_1}{\sqrt{2}}x\right) + \eta_p^C(x)e^{-i\omega t}, \quad (2.34)$$

$$\phi_{3-i}(t, x) = \mu - C_1 \operatorname{sech}^2\left(\frac{C_2}{\sqrt{2}}x\right) + \eta_l^C(x)e^{-i\omega t}, \quad (2.35)$$

where η_p^C and η_l^C are fluctuations for the primary-kink field (ϕ_i) and the induced-lump field (ϕ_{3-i}), respectively. In the leading order, we study the internal mode by considering the fluctuations separately because the interplay between η_p^C and η_l^C are complex and higher-order (see the detailed coupled equations in appendix A.1).

We first consider the internal modes for the primary kink (the case $\eta_p^C \neq 0$ and $\eta_l^C = 0$). By substituting (2.34) and (2.35) into the field equation (2.9) and ignoring higher order terms, we get the following equation for the normal mode:

$$\left[-\frac{\partial^2}{\partial x^2} + u_{\text{eff}}(x)\right]\eta_p^C(x) = \omega^2\eta_p^C(x), \quad (2.36)$$

where u_{eff} is the effective potential. In the limit of small α ($\alpha \ll 1$), the effective potential can be approximated as

$$u(x) \approx 3Z_1^2m^2 \tanh^2\left(\frac{Z_1mx}{\sqrt{2}}\right) - Z_1^2m^2. \quad (2.37)$$

Then, the eigenvalue equation in (2.36) gives two discrete spectra:

$$\omega_{p,0}^2 = 0, \quad \eta_{p,0}^C(x) = \sqrt{\frac{3Z_1m}{4\sqrt{2}}} \operatorname{sech}^2\left(\frac{Z_1mx}{\sqrt{2}}\right), \quad (2.38)$$

$$\omega_{p,1}^2 = \frac{3}{2}Z_1^2m^2, \quad \eta_{p,1}^C(x) = \sqrt{\frac{3Z_1m}{2\sqrt{2}}} \tanh\left(\frac{Z_1mx}{\sqrt{2}}\right) \operatorname{sech}\left(\frac{Z_1mx}{\sqrt{2}}\right), \quad (2.39)$$

where (2.38) is the zero (or translational) mode for the translation invariance and (2.39) is the excitation mode. Moreover, there exist continuum modes satisfying the dispersion relation $\omega_k^2 = k_x^2 + 2Z_1^2m^2$. Thus, the continuum spectrum is an ordinary bosonic mode having mass $\sqrt{2}Z_1m$. Figure 3(c,d) shows the numerically calculated effective potential and internal modes for the primary kink. The numerically calculated frequencies for the zero and excitation modes are given by $\omega_{p,0}^2 = 0$ and $\omega_{p,1}^2 = 2.39$, which are consistent with (2.38) and (2.39).

Type	$v < v_c$	$v > v_c$	$v = v_p$	v_c	v_p
NC $\rightarrow\leftarrow$ NC	Groundstate	\leftarrow NC, NC \rightarrow		0.194	
RC $\rightarrow\leftarrow$ RC	NC	\leftarrow LC, LC \rightarrow		0.420	
LC $\rightarrow\leftarrow$ LC	NC	\leftarrow RC, RC \rightarrow		0.420	
RC $\rightarrow\leftarrow$ LC	Groundstate	\leftarrow LC, RC \rightarrow	\leftarrow RC, LC \rightarrow	0.560	0.460
RC $\rightarrow\leftarrow$ NC	\leftarrow LC	\leftarrow NC, RC \rightarrow	\leftarrow RC LC, LC \rightarrow	0.791	0.785
LC $\rightarrow\leftarrow$ NC	\leftarrow RC	\leftarrow NC, LC \rightarrow	\leftarrow LC RC, RC \rightarrow	0.791	0.785

Table 1. Two-kink collisions in the coupled double-field ϕ^4 model and Z_4 operation.

The first three rows show the collisions between the same types of kinks, while the next three rows indicate ones between different kinks. The left and right arrows indicate the moving direction of kinks before and after the collision. v_c and v_p are the critical and representative particular velocities, respectively. The topological chiral charges for RC, LC, and NC kinks are $Q^{\text{RC}} = 1$, $Q^{\text{LC}} = -1$, and $Q^{\text{NC}} = 2 \pmod{4}$, respectively. Thus, in the viewpoint of the topological chiral charge, all collisions in this table satisfy the Z_4 abelian group operation. (Because the results of the NC-NC kink collision are the same with the previous results in the single-field ϕ^4 model [12–15], the particular velocities for n -bounce scattering in the NC-NC kink collision are omitted in this table.)

We now consider the internal modes for the induced lump (the case $\eta_l^C \neq 0$ and $\eta_p^C = 0$). By substituting (2.34) and (2.35) into the field equation (2.9) and ignoring higher order terms, a Schrödinger-like equation can be derived from (2.36). Since there is no analytical solution, the internal mode can be numerically obtained. There exists one internal mode having a wavefunction of the form $\eta_l^C = N_0 \text{sech}^2(Z_2 x)$ with frequency $\omega_l^2 \approx 2.83$ for $\alpha = -0.4$. (Here, $N_0 \approx 0.372$ and $Z_2 \approx 0.185$ are normalization and fitting parameters, respectively.) Figure 3(c,d) shows the numerically calculated effective potential and the internal mode for the induced lump.

3 Two-kink collisions and Z_4 operation

In this section, we investigate all possible two-kink collisions by solving the field equation (2.9) numerically, and show that all collisions satisfy the Z_4 abelian group operation table in figure 2. The results are summarized in table 1. In the numerical simulation, the initial distances between two kinks are large enough to make sure the overlap of the kinks is small. The initial momenta of two colliding kinks are adjusted to observe the collision in the center-of-mass frame. We set the 1500 grid for x and 3500 grid for t with grid spacings $dx = 0.05$ and $dt = 0.025$, which correspond to the range of $-37.5 \leq x \leq 37.5$ and $0 \leq t \leq 87.5$, respectively.

To understand the collision processes, we examine real-space profiles (ϕ_i), field gradients densities (ϵ_i^G), total energy densities (ϵ_{tot}), spatially-integrated energies (E_S, E_i, E_I) and field-space orbits. (The detailed definitions are given in section 2.1.) We plot the real-space profiles $\phi_i(t, x)$ and the gradient energy densities $\epsilon_i^G(t, x)$ of two fields. From the maximum spatial point of $\epsilon_i^G(t, x)$ for a given time, the center of each kink is obtained. The trajectories are defined by connecting the kink centers. We plot the total energy density

ϵ_{tot} and spatially-integrated energies (E_i and E_I). Most of the energy is localized in the kinks before and after the collision, which implies that the collision is well defined. The graphs of E_i and E_I show the energy of ϕ_i and the interfield energy, from which the energy transfer among them can be read. We compare the interfield energy E_I and static energy E_S [see detailed numerical results in figure 12]. As two colliding kinks approach each other, E_S decreases before the collision. This implies that the two kinks are attractive. Moreover, E_I decreases more rapidly than E_S , which means that the interfield coupling makes two colliding kinks attractive. In particular, the field-space orbits shows the dynamical motion of the kink in two-dimensional field space, and the orbits can be considered as an ideal elastic and stretchable string with zero equilibrium length under potential V_D in two-dimensional space. Because the Lagrangian in (2.4) has exactly the same form with the Lagrangian for such a string, the equation of motion in (2.9) determines the real-space motion of each field as well as the motion of the field-space orbit. Thus, we define force \vec{F} and velocity \vec{V} vector fields that act on the field-space orbit:

$$F_i(t, x) \equiv \partial_t^2 \phi_i = \partial_x^2 \phi_i - \partial_{\phi_i} V_D = T_i - P_i, \quad V_i(t, x) \equiv \partial_t \phi_i, \quad (3.1)$$

where \vec{F} can be decomposed into a string tension $T_i = \partial_x^2 \phi_i$ and potential gradient $P_i = \partial_{\phi_i} V_D$, for convenience. Note that T_i is a force that depends on the detailed field profile of ϕ_i , while P_i is a force that depends on only the potential V_D . These force and velocity can be represented by arrows on the orbit in two-dimensional field space such that $F_i[\vec{\phi}(t, x)] = F_i(t, x)$ and $V_i[\vec{\phi}(t, x)] = V_i(t, x)$. It is noteworthy that even though two field-space orbits of two different collisions are similar, \vec{F} and \vec{V} vector fields can be dramatically different, which plays an important role in determining the fate of collisions as discussed below. (See detailed numerical results in appendix A.2.) The motions of field-space orbits, \vec{F} , and \vec{V} during collision processes can be seen in the supplementary movie online.

3.1 LC-LC and RC-RC kink collision

Similar to the fact that the mirror symmetries in (2.6) relate the RC and LC kinks, the collision between two RC kinks is also related to that between two LC kinks via the same mirror symmetries. Therefore, we investigate only the LC-LC kink collision in this subsection.

As a representative example, we consider the BA and AD kinks collision. We prepare an initial configuration such that BA and AD kink are located at the left- and right-hand sides, respectively, and move towards each other with the initial velocities v_i (see figures 4 and 5):

$$\phi_1(t, x) = \phi_1^{(B,A)}(\xi_-) + \phi_1^{(A,D)}(\xi_+) - \mu, \quad (3.2)$$

$$\phi_2(t, x) = \phi_2^{(B,A)}(\xi_-) + \phi_2^{(A,D)}(\xi_+) - \mu, \quad (3.3)$$

where $\xi_{\pm} = \gamma[x \mp (x_0 - v_i t)]$, $\gamma \equiv (1 - v_i^2)^{-1/2}$, and x_0 is the initial position.

The LC-LC kink collisions are separated by a critical velocity ($v_c = 0.420$). When $v_i > v_c$, two LC kinks pass through each other and become two RC kinks with internal modes after the collision [figures 4(g-l) and 5(c,d)]. On the other hand, when $v_i < v_c$, two LC kinks are captured, forming a bound state (or an NC kink) with an internal mode

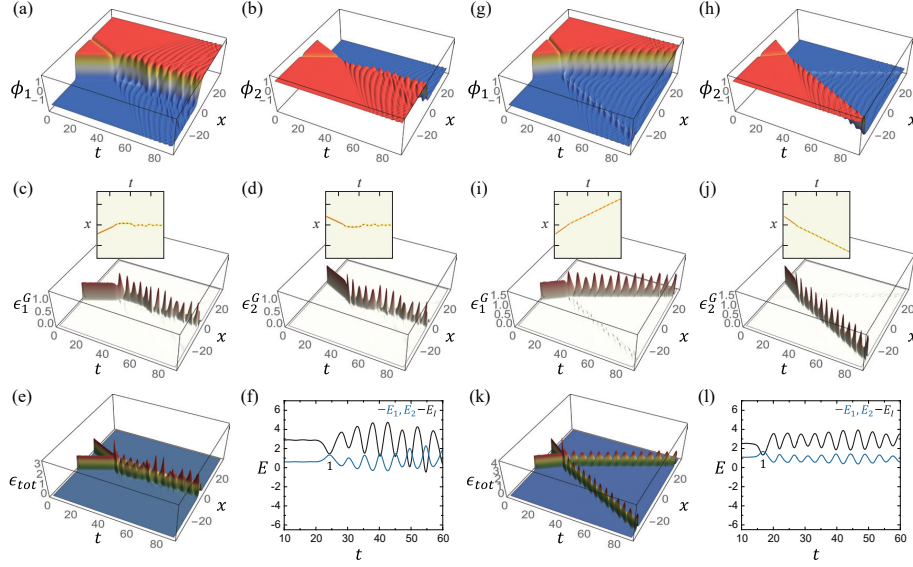


Figure 4. Collisions between two LC kinks. (a,b) [(g,h)] The profiles of two fields, (c,d) [(i,j)] the gradient energy densities of two fields, (e) [(k)] the total energy density, and (f) [(l)] spatially-integrated energies E_1 , E_2 , and E_I for $v_i = 0.4$ ($v_i = 0.6$). ϵ_i^G and ϵ_{tot} are the gradient energy density for the i th field and total energy density, respectively. In (c,d,i,j), each inset shows the top view of each gradient energy density. In (f,l), E_i , E_I , and the black number n indicate the field energy, inter-field coupling energy, and moment of the n th collision.

[figures 4(a-f) and 5(a,b)]. After the collision, small ripples are generated by the motion of the bound state as shown in figure 4(a,b), which are continuum modes. Because of this, the bound state becomes an NC kink with internal mode without bouncing, while it is a stationary NC kink when time goes to infinity. We distinguish between a bound state and an internal mode as shown in figure 6. A bound state is composed of two primary kinks and the centers of the primary kinks show the bouncing motion [see the insets in figure 4(c,d) and see also figure 6(a-h)]. On the other hand, the internal modes can be read from the oscillation of the amplitude of the gradient energy density in each field [see figures 4(c,d) and 6(i-l)]. Note that, when two primary kinks in the same field form a bound state, we define such bound states a bion, similar to the single field model [22]. Furthermore, when the two induced lumps in the same field sufficiently overlap, they also form a small bion.

To understand the chirality switching mechanism, we investigate field-space orbits of the colliding kinks with respect to time in figure 5. Since the colliding LC kinks are far away from each other initially, the field-space orbit of the two LC kinks form a line of $B \rightarrow A \rightarrow D$ in the field space [figure 5(b1,d1)] and the forces and velocities are zero at the B , A , and D groundstate; $\vec{T}(t, x) = \vec{P}(t, x)$ and $\vec{V}(t, x) = 0$. However, as the two initial LC kinks approach each other in real space [figure 5(a1,a2,c1,c2)], the spatial region of the A groundstate is reduced so that the points near $x = 0$ experience a nonzero force because $|\vec{T}(t, x)|$ increase and exceed $|\vec{P}(t, x)|$ at those points [see detailed \vec{F} and \vec{V} in supplementary movie at $t \approx 15$ and $t \approx 12$ for $v_i = 0.4$ and $v_i = 0.6$, respectively]. If the entire region of the A groundstate vanishes, then the field-space orbit starts to move

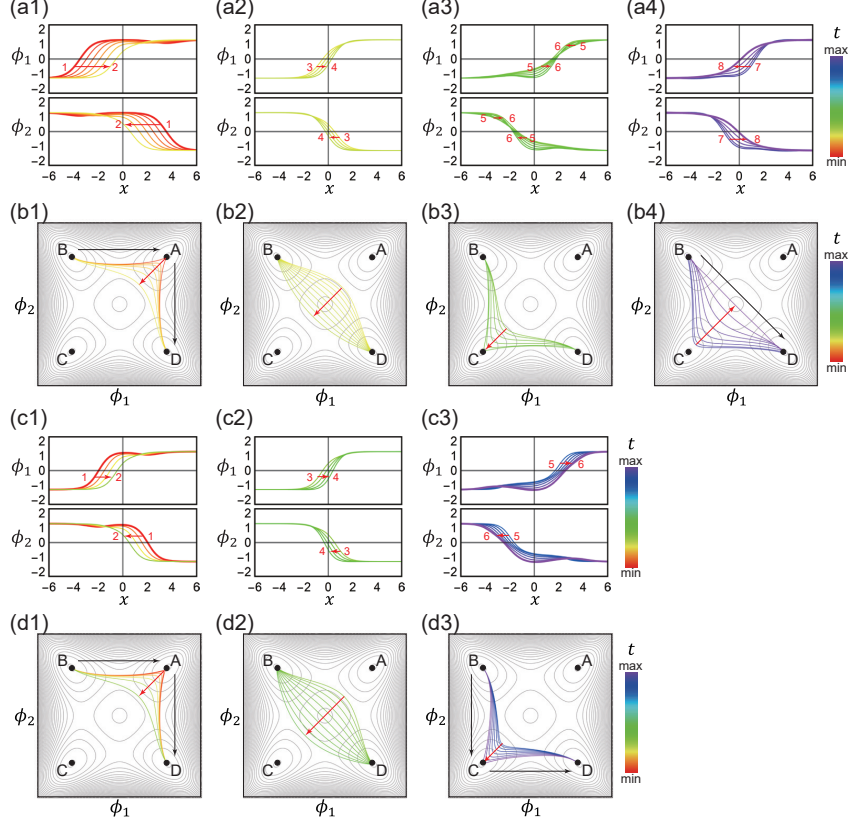


Figure 5. The collisions of two LC kinks in real and field spaces. (a) [(c)] Time evolution of real-space profiles of the two fields for $v_i = 0.4$ ($v_i = 0.6$). **(b) [(d)]** Time evolution of the orbits of the two fields in two-dimensional field space for $v_i = 0.4$ ($v_i = 0.6$). In (b,d), the black arrows indicate the initial and final kinks.

toward the origin in field space as shown in figure 5(b1,d1). After that, \vec{F} keeps driving the field-space orbit so that \vec{V} keeps increasing until the orbit becomes the straight line $B \rightarrow D$ as shown in figure 5(b2,d2). With nonzero \vec{V} , the field-space orbits try to become $B \rightarrow C \rightarrow D$ for both cases of $v_i < v_c$ [figure 5(b3)] and $v_i > v_c$ [figure 5(d3)]. Even though the two field-space orbits of two different collisions are similar until $t \lesssim t_c$, the collision results are different because \vec{F} and \vec{V} are different: Both the velocity and force arrows direct towards the C groundstate in the field space for $v_i > v_c$ [figure 14(b)], while they direct towards the $B \rightarrow D$ line in field space for $v_i < v_c$ [figure 14(a)]. Hence, \vec{F} pulls the field-space orbit toward the C groundstate [figure 5(d3)], while \vec{F} pulls the field-space orbit back toward the straight line $B \rightarrow D$ [figure 5(b4)]. As the result, the final states for $v_i > v_c$ and $v_i < v_c$ become two RC kinks and an NC kink, respectively. We emphasize that the difference between the single-field ϕ^4 model and double-field ϕ^4 model.

Usually, in the single-field ϕ^4 model, two colliding kinks are either reflected or captured [12–15]. On the contrary, in the coupled double-field ϕ^4 model, the chirality of the kink changes after the collision, which is an interesting point in the multi-field systems.

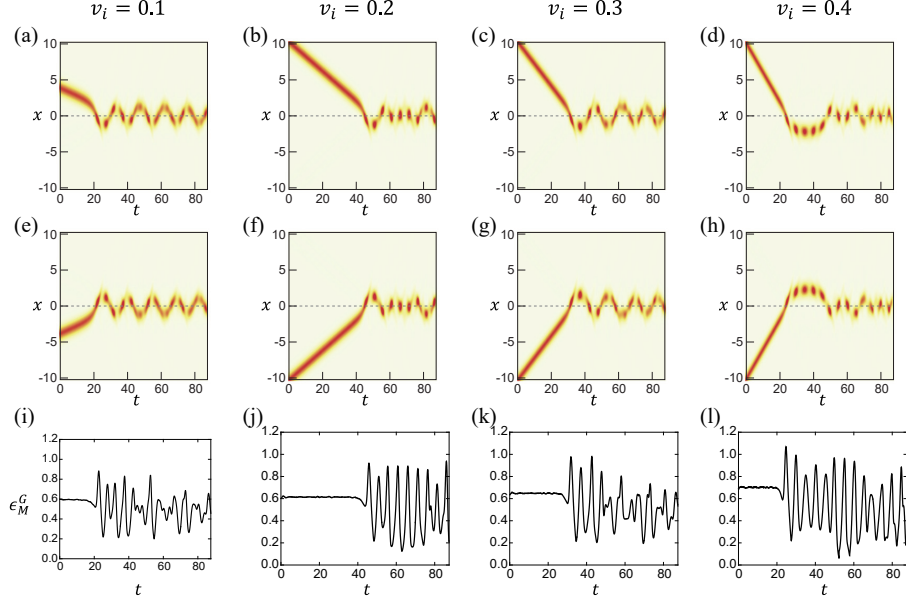


Figure 6. Bound mode and internal mode in the LC-LC kink collision below the critical velocities. (a-h) Top views of the gradient energy densities ϵ_1^G and ϵ_2^G are plotted in (a-d) and (e-h), respectively, which show the paths of the kinks clearly. These paths show bouncing motions of two kinks. (i-l) The maximum value of the gradient energy density ϵ_M^G of a field for a given t is plotted. ϵ_M^G of ϕ_1 and ϕ_2 are the same for the LC-LC kink collision. These plots show rather complex oscillations of internal modes of an NC kink due to the interference of the bouncing motions of two kinks after the collision. The initial velocities of the colliding two LC kinks are shown in the top.

3.2 RC-LC and LC-RC kink collision

This subsection considers an RC-LC kink collision only, as an LC-RC kink collision can be obtained by applying a mirror symmetry operation in (2.6) to an RC-LC kink collision.

As a representative example, we consider the collision between CD and DC kinks moving towards each other with the initial velocities v_i as shown in figures 7 and 8. The initial configuration is given by

$$\phi_1(t, x) = \phi_1^{(C,D)}(\xi_-) + \phi_1^{(D,C)}(\xi_+) - \mu, \quad (3.4)$$

$$\phi_2(t, x) = \phi_2^{(C,D)}(\xi_-) + \phi_2^{(D,C)}(\xi_+) + \mu, \quad (3.5)$$

where $\xi_{\pm} = \gamma[x \mp (x_0 - v_i t)]$ and $\gamma \equiv (1 - v_i^2)^{-1/2}$. The initial primary RC and LC kinks reside in ϕ_1 as shown in figure 8(a1,c1,e1), and hence the initial configuration is similar to that of kink-antikink collisions in the single-field ϕ^4 model. However, the results of the collision in this double-field ϕ^4 model is different from those in the single-field ϕ^4 model because of the interfield interaction.

The collision results are categorized into three cases depending on the initial velocity, as shown in figures 7 and 8. First, when $v_i < v_c$ ($v_i \neq v_p$), the LC and RC kinks form a bion which has internal modes. Here, v_c and v_p are critical and particular velocities, respectively.

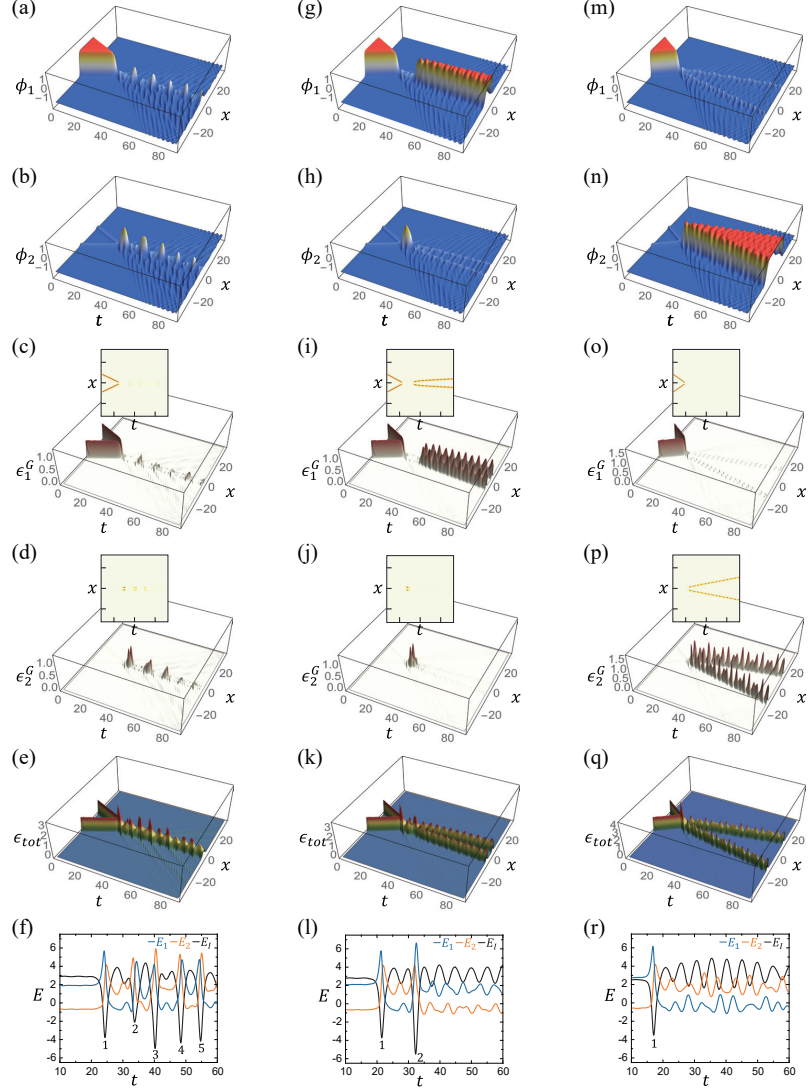


Figure 7. Collisions between RC-LC kinks. The profiles, gradient energy densities of two fields, the total energy density, and spatially-integrated energies for (a-f) $v_i = 0.4$, (g-l) $v_i = 0.46$, and (m-r) $v_i = 0.6$. The insets show the top views of the gradient energy densities.

The second is when $v_i > v_c$, the primary LC and RC kinks in a field ϕ_i ($i = 1, 2$) become the primary RC and LC kinks in the other field ϕ_{3-i} . Finally, when $v_i = v_p$ ($v_p < v_c$), the initial primary LC and the RC kinks bounce off each other in the same initial field and escape to infinities due to a coherent energy transfer between two bions in different fields.

For the above three cases, collision processes are similar until the end of the first collision. As the initial RC and LC kinks approach each other, two primary kinks in ϕ_1 and two induced lumps in ϕ_2 form bions in their respective fields, and meet at $t = t_{c,1}$. During the first collision, the bion in ϕ_1 is pair-annihilated [figures 7(a,g,m) and 8(a1,c1,e1)]. Then, the majority of the bion energy is transferred to the bion in ϕ_2 via interfield coupling [see the peak labeled as 1 in the E_I plot of figure 7(f,l,r)], while a little energy still remains

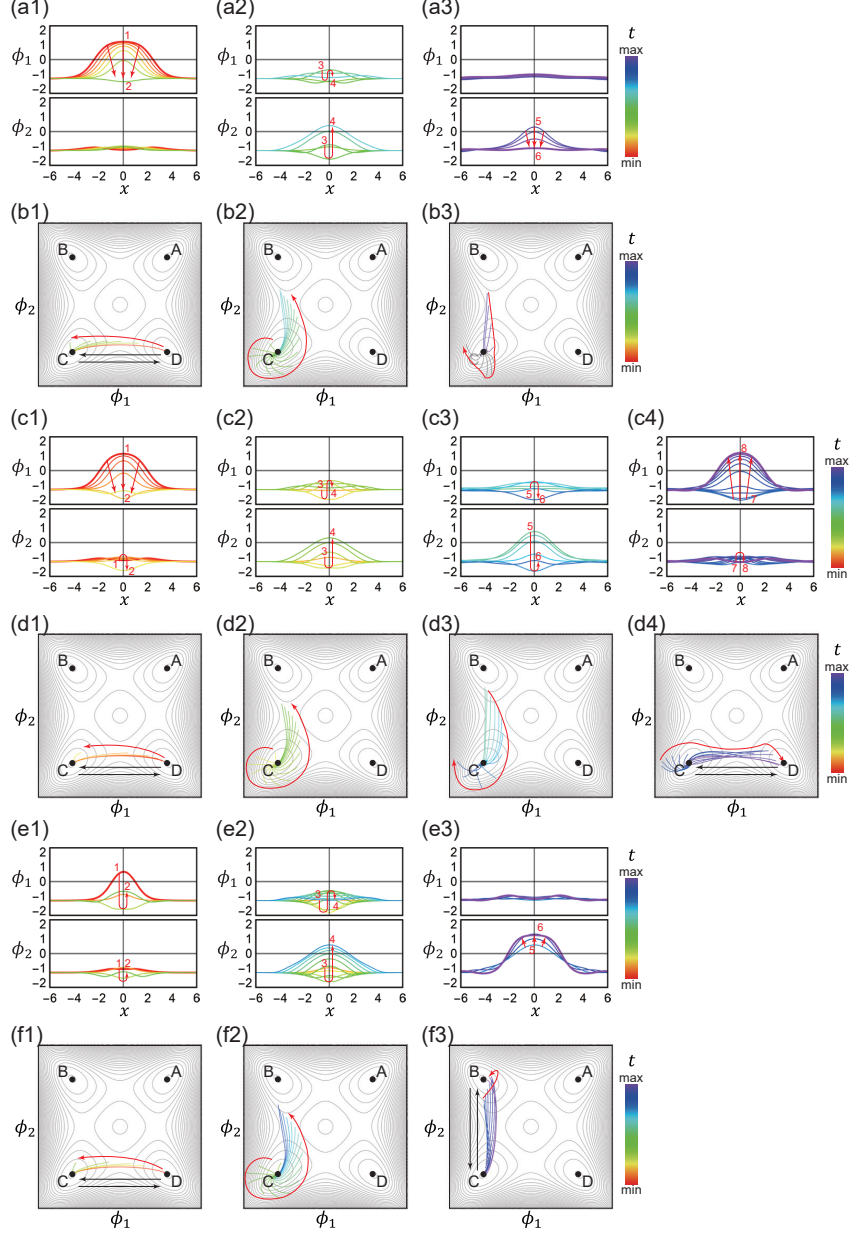


Figure 8. The collisions of RC and LC kinks in real and field spaces. Real-space profiles of two fields for (a) $v_i = 0.4$, (c) $v_i = 0.46$, and (e) $v_i = 0.6$. Time evolution of the orbits for the two fields in two-dimensional field space for (b) $v_i = 0.4$, (d) $v_i = 0.46$, and (f) $v_i = 0.6$.

in the bion of ϕ_1 [figure 8(a2,c2,e2)]. The process so far is similar in all cases, but the subsequent result is different depending on v_i because the detailed inelastic kink collision process is different.

To understand the inelastic scattering process in the first collision, we consider the distributions of energies of colliding RC and LC kinks, which are stored in the bions, internal modes, and continuum modes in ϕ_i as well as in the interfield energy E_I . During the collisions, we mainly consider the energies of the bions and the interfield energy because

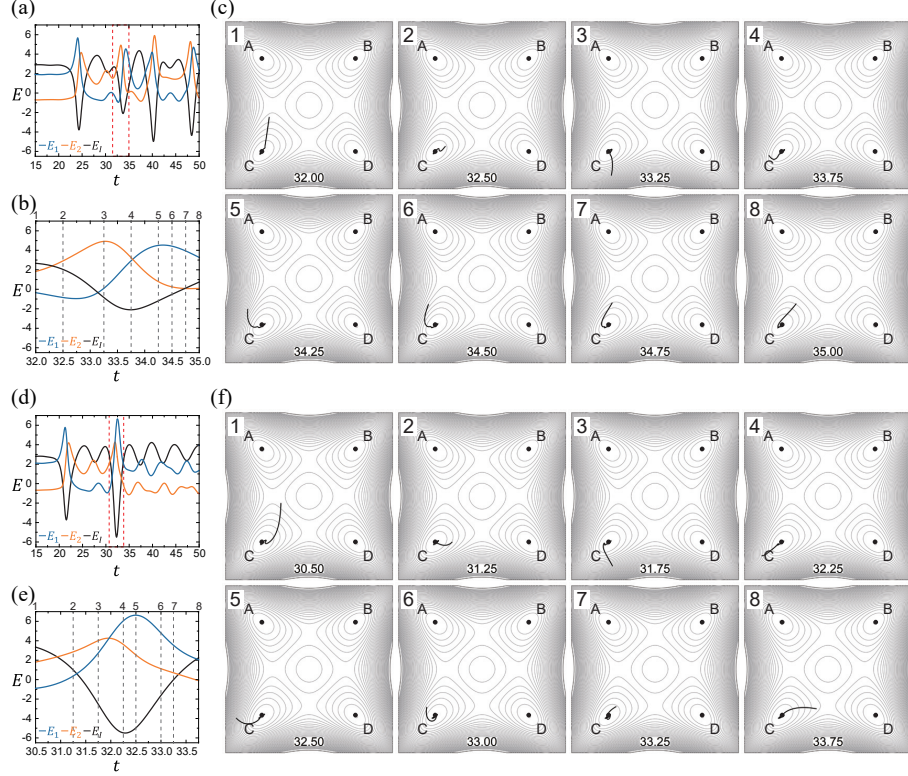


Figure 9. Energy exchange of two bions in different fields during RC-LC kink collisions (a) [(d)] Spatially-integrated energy of each field $E_i[\phi_i]$, interfield potential energy $E_I[\vec{\phi}]$, and (b) [(e)] the closeup of the dashed red box for the RC-LC kink collision with the initial velocity $v_i = 0.4$ ($v_i = 0.46$). (c) [(d)] Several snapshots of the orbits during the collision interval in (b) [(e)]. In (c,f), the numbers in the bottom indicate the snapshot time. (See the complete motions of orbits in supplementary movie online.)

the energy of the bion in ϕ_i can be approximated to E_i as the the energy of the internal and continuum modes are relatively small. Meanwhile, if an elastic collision occurs, the relative speed of the scattered kinks are the same as the relative speed of the initial kinks. Therefore, for an elastic collision to occur in the RC-LC kink collision case, the energy of the scattered bion must be the same as the energy of the colliding bion. However, bions rarely experience elastic collision since the energy is exchanged between the two bions. Despite the collisions being inelastic, the energy transfers can be distinguished as efficient or inefficient, depending on the ratio of energy transferred from one field to the other, and the amount of energy lost to the continuum and internal modes.

To understand the efficient energy transfer between two bions, we discuss the first collision process focusing on an orbit in field space. When RC and LC kinks come close to each other, one end of the initial orbit is lifted towards the origin, because of the bumps of V_D between two groundstates [see red arrows the figure 8(b1,d1,f1)]. A faster colliding velocity induces a stronger force in the direction to the lift of the orbit. This is reflected in the real-space profile of induced lumps [see ϕ_2 in figure 8(a1,c1,e1)]. (We want to comment

that this lifting process can be seen also in figure 8(d3) which we will discuss in the second collision for the $v_i = v_p$ case.) The lifting of the orbit prevents the orbit from moving straight to a groundstate, so that \vec{T} generally induces a smooth winding [figures 8(b2,d2,f2)]. This smooth winding has an important role in the efficient energy transfer between two bions in different fields which are as follows. First, for efficient energy transfer, during the collision, $|\vec{\phi}|$ should be large and the orbit should sweep the region of $\theta \approx \frac{\pi}{4}$ considering the shape of the interfield potential V_I . Here, $\theta \equiv \tan^{-1}(|\phi_2|/|\phi_1|)$. Another reason is that if there is a fluctuation of the orbit length as shown in figure 8(b3), there exists energy loss to internal and continuum modes. Due to these reasons, the smooth winding process induces efficient energy transfer [see the figure 8(b2,d2,f2)]. Moreover, such efficient energy transfer can be seen quantitatively in the E_1 , E_2 , and E_I plots. During the smooth winding at the first collision, a strong peak in E_I followed by the energy exchange between E_1 and E_2 is observed in figure 7(f,l,r). Note that, however, not all strong peaks in E_I mean efficient energy transfer between two fields. For example, during the LC-LC kink collision processes, efficient energy transfer between the two fields does not occur since θ hardly changes when $|\vec{\phi}|$ is large [see the orbits in figure 5(b3,d3)]; quantitatively, $E_1 = E_2$ as shown in figure 4(f,l).

We now investigate what happens after the first collision. When $v_i > v_c$, due to the first smooth winding near $t = t_{c,1}$, the energy is transferred efficiently to ϕ_2 . Although little energy is distributed to the internal and continuum modes, two kinks in the bion at ϕ_2 are separated and escape to infinities since the initial kinks have enough energy. As a result, the initial orbit $C \rightarrow D \rightarrow C$ becomes $C \rightarrow B \rightarrow C$ [see the orbit in figure 8(f1-f3)].

On the other hand, when $v_i < v_c$, the bion in ϕ_2 cannot escape since energy is not enough, even though the majority of the energy is transferred from the bion in ϕ_1 during the first collision. After the escape is frustrated, the two primary kinks in ϕ_2 are attracted to each other as shown in figure 8(a3) [figure 8(c3)], and the stretched green orbit toward the B groundstate in figure 8(b2) [figure 8(d2)] is dragged back to the C groundstate as shown in figures 8(b3) [figures 8(d3)], which leads to the second collision at $t = t_{c,2} \approx 32.50$ ($t = t_{c,2} \approx 31.25$) for $v_i = 0.4$ ($v_i = 0.46$).

In a usual case of $v_i < v_c$ ($v_i \neq v_p$), since the velocity of the primary kinks in ϕ_2 is not enough, the lifting process is not sufficiently occurred to induce a smooth winding process [figure 8(b3)]. Furthermore, the bion in ϕ_1 does not help the orbit start winding the groundstate C [figure 8(b3)]. Therefore, energy is lost to continuum and internal modes during the fluctuated winding process, transferring energy inefficiently from the bion in ϕ_2 to the bion in ϕ_1 [see ripples in figure 7(a,b)]. After that, energy is transferred from the bion in ϕ_1 to the bion in ϕ_2 in the same matter, and this process will be repeated. This result shows a dissipative bound state [figures 7(a-f)]. After enough time, the dissipative bound state becomes the groundstate C due to dissipation via the continuum mode. Note that the critical velocity of the double-field ϕ^4 model ($v_c = 0.56$) is greater than that of the single-field ϕ^4 model ($v_c = 0.26$ [14]) due to the existence of added degrees of freedom to distribute energy.

Unlike the usual case of $v_i < v_c$, when $v_i = v_p$, at the second collision ($t_{c,2} \approx 31.25$), the distance between two primary kinks in ϕ_1 is sufficient such that the orbit starts to smoothly

wind the groundstate C [compare the motions of the orbit in figure 8(b3) and (d3)], which leads to energy efficiently transferring from the bion in ϕ_2 to the bion in ϕ_1 . The reason why this smooth winding happens in the second collision is the coherent vibration, which will be discussed in the next paragraph. As a result, the bion in ϕ_1 acquires sufficient energy and escapes to infinities. During $30.5 < t < 32.5$, E_2 and E_I are transferred to E_1 enabling a higher peak of E_1 than the first peak of E_1 at first collision as shown in figure 9(d). At $t = 32.5$, E_1 is mostly distributed as the static energy E_S in ϕ_1 because the orbit is pulled to the left maximally and about to launch to the right in figure 9(f). On the other hand, the majority of the energy of ϕ_2 is transferred to ϕ_1 since it is the moment of pair-creation of two primary kinks in ϕ_2 . After $t = 32.5$, the orbit is cast towards the right with sufficient energy. During this escape, ϕ_1 loses energy to V_I but the remnant energy of the bion in ϕ_2 is transferred to ϕ_1 by the bump of potential V_D [see the figure 9(e)]. Therefore, the pair-creation in ϕ_2 is suppressed as shown in figure 8(c4, d4). As a result, the bion in ϕ_1 receives sufficient energy and succeeds in escaping, which makes the final orbit $C \rightarrow D \rightarrow C$.

The resonance energy exchange between a bion and internal mode has a significant role to explain the two bounce scattering via the reverse process in a single-field ϕ^4 model [12–15]. However, the energy that can be stored in the internal mode is relatively small when we compare the internal mode with a bion not only in the single-field but also in the double-field ϕ^4 model. In the double-field ϕ^4 model, each field can possess a bion which can exchange energy with their counterpart in the opposing field. Hence, between the first and second collision, for the bion of ϕ_2 , the bion of ϕ_1 stores and returns energy like an internal mode in the single-field model [see the vibration of the bion in ϕ_1 in figure 8(c2,c3)]. When the vibration phases of the two bions are appropriate, the bion in ϕ_1 is prior to shrinking at the moment of pair-annihilation in ϕ_2 ($t = 31.25$) and the bion in ϕ_1 preserves maximum energy at the moment of pair-creation in ϕ_2 ($t = 32.50$) as shown in figure 9(f). We call such vibrations between two bions in different fields as coherent vibrations, an example of which is shown in figure 8(c2,c3,d2,d3). However, there is one more condition for a two bounce scattering to occur. While the energy loss from the internal mode oscillation can be ignored as perturbation, the energy loss from the bion vibration emits unignorable energy as a continuum mode [see the ripple in figure 7(a,b)]. Therefore, to avoid losing too much energy, the bion in the ϕ_2 cannot but vibrate only once in the exceptional scattering case ($v_i = v_p$). On the other hand, the internal mode need only match the phase no matter how many times it oscillates for a two bounce scattering in the single-field ϕ^4 model to occur. As the result of the coherent vibration, the whole process in figure 8(d1-d4) becomes near time-reversal.

3.3 RC-NC kink collision

This subsection considers only an RC-NC collision, because the other LC-NC, NC-RC, and NC-LC collisions can be obtained from an RC-NC collision by applying a mirror symmetry operation in (2.6).

As a representative example, we study the collision between CD and DB kinks moving towards each other with the initial velocities v_i^{RC} and v_i^{NC} , respectively, as shown in

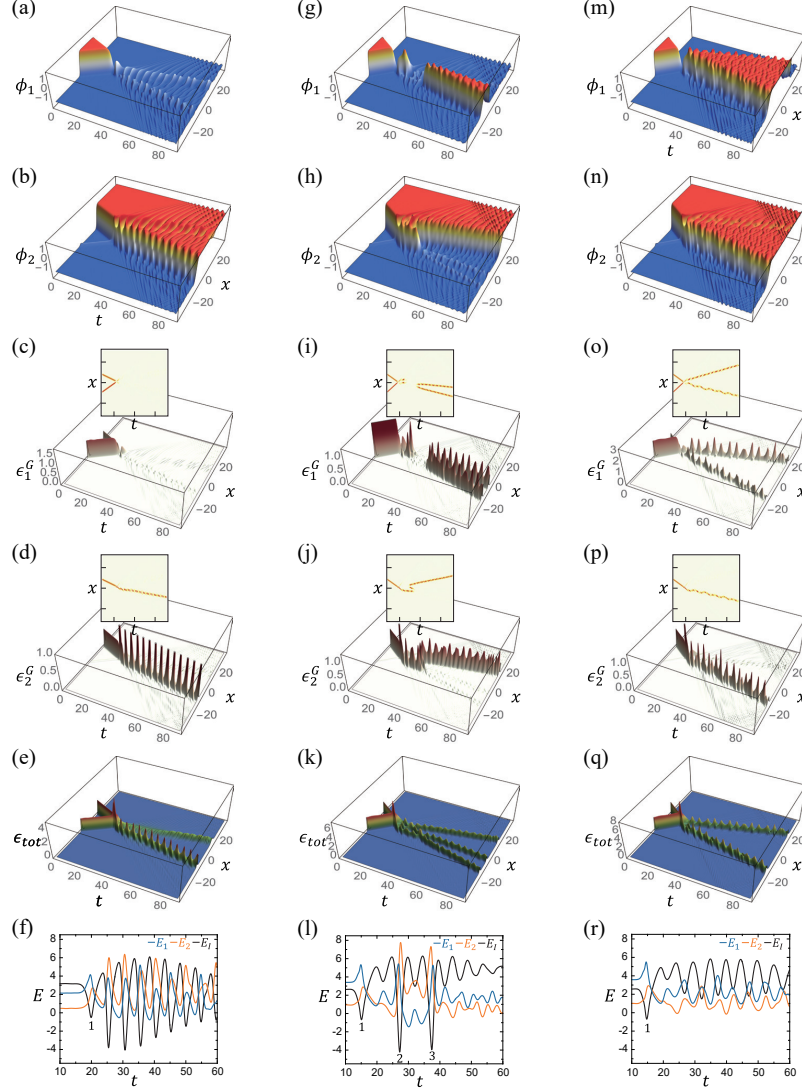


Figure 10. Profiles of collisions between RC and NC kinks. The profiles, gradient energy densities of two fields, the total energy density, and spatially-integrated energies for **(a-f)** $v_i = 0.6$, **(g-l)** $v_i = 0.785$, and **(m-r)** $v_i = 0.8$. The insets show the top views of the gradient energy densities.

figures 10 and 11. The initial configuration is given by

$$\phi_1(t, x) = \phi_1^{(C,D)}(\xi^{RC}) + \phi_1^{(D,B)}(\xi^{NC}) - \mu, \quad (3.6)$$

$$\phi_2(t, x) = \phi_2^{(C,D)}(\xi^{RC}) + \phi_2^{(D,B)}(\xi^{NC}) + \mu, \quad (3.7)$$

where $\xi^{RC} = \gamma^{RC}[x + (x_0 - v_i^{RC}t)]$ and $\xi^{NC} = \gamma^{NC}[x - (x_0 - v_i^{NC}t)]$ with $\gamma^a \equiv (1 - (v_i^a)^2)^{-1/2}$ ($a = RC, NC$). The initial velocities (v_i^{RC} and v_i^{NC}) are adjusted so that the total linear momentum is zero at the center-of-mass frame.

$$p^{RC} + p^{NC} = \gamma^{RC} v_i^{RC} M_0^{RC} - \gamma^{NC} v_i^{NC} M_0^{NC} = 0, \quad (3.8)$$

where $M_0^{RC} = 1.88$ and $M_0^{NC} = 3.14$ are the rest masses of the RC and NC kinks, respectively.

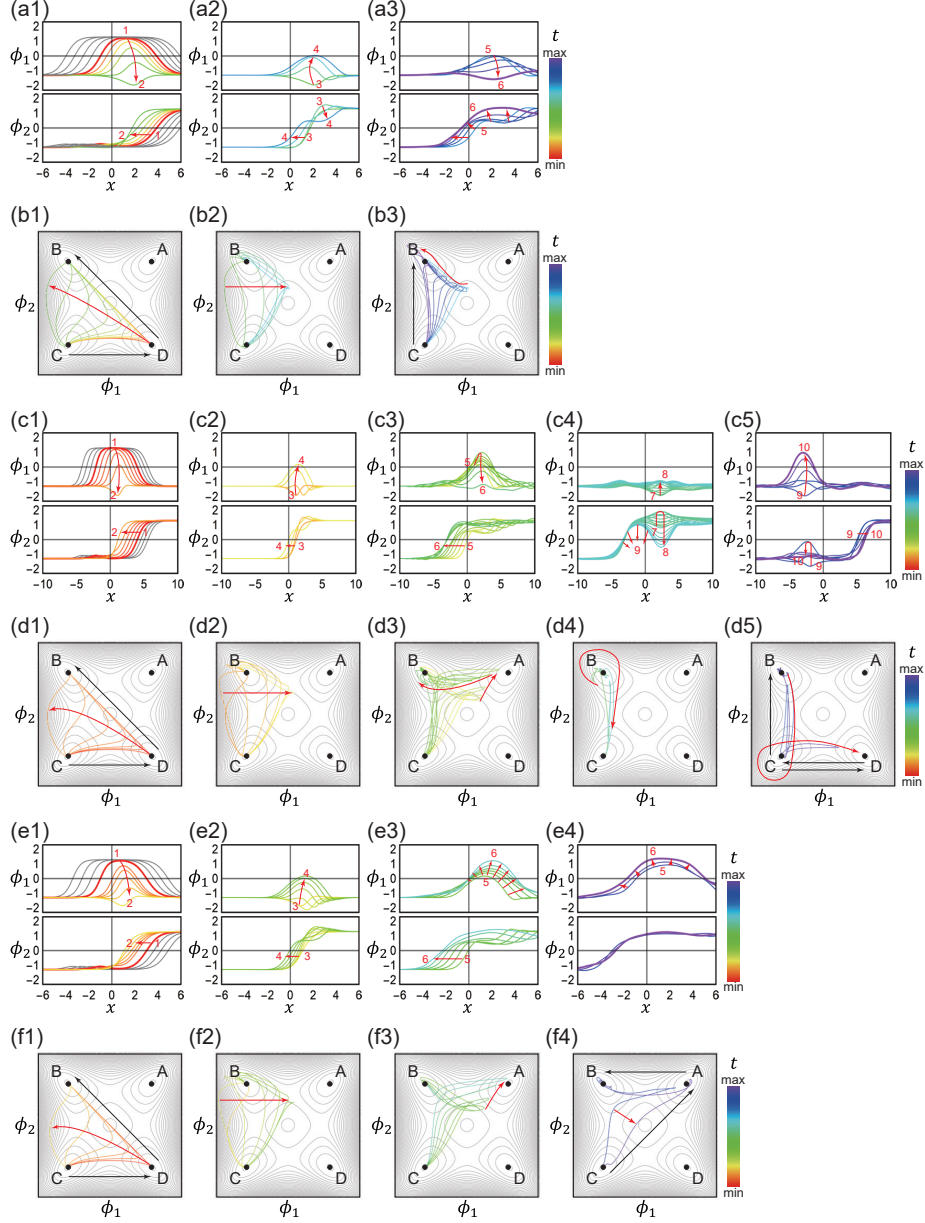


Figure 11. The collisions of RC and NC kinks in real and field spaces. Real-space profiles of two fields for (a) $v_i = 0.6$, (c) $v_i = 0.785$, and (e) $v_i = 0.8$. Time evolution of orbits for the two fields in two-dimensional field space for (b) $v_i = 0.6$, (d) $v_i = 0.785$, and (f) $v_i = 0.8$.

Depending on the initial velocities, the collision results are categorized into three cases. Firstly, there exists a critical velocity ($v_c^{RC} = 0.791$) that divides the collision regions into two parts. When $v_i^{RC} > v_c^{RC}$, the initial RC and NC kinks become NC and RC kinks after the collision. When $v_i^{RC} < v_c^{RC}$ but $v_i^{RC} \neq v_p^{RC}$, the initial RC and NC kinks become an LC kink after the collision. When v_i^{RC} is equal to a particular velocity, $v_i^{RC} = v_p^{RC} < v_c^{RC}$, the collision result is rather complex; initial RC and NC kinks become RC, LC, and LC kinks after the collision. We study the details of each case.

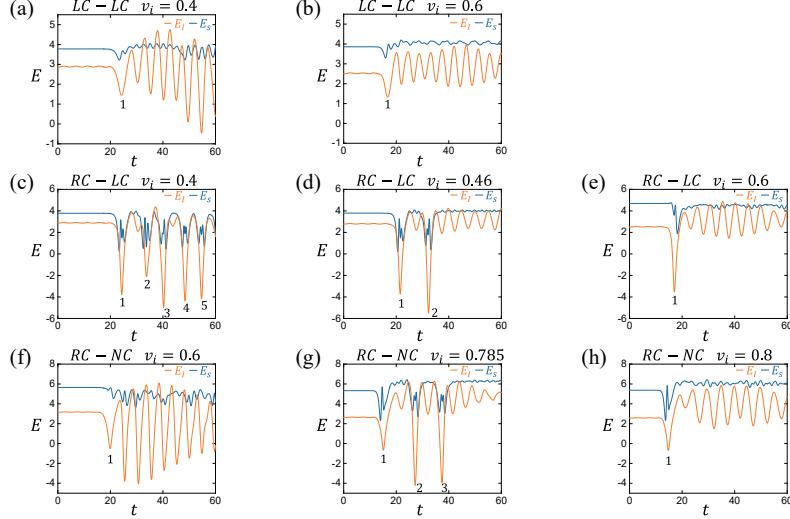


Figure 12. Time evolution of static energies under various kink collisions. (a,b) LC-LC kink collisions. (c-e) RC-LC kink collisions. (f-h) RC-NC kink collisions. Here, E_s , E_I , and the black number n indicate the static energy, inter-field coupling energy, and moment of the n th collision.

First, we study the collision process where $v_i^{RC} < v_c^{RC}$ but $v_i^{RC} \neq v_p^{RC}$. Figures 10(a-f) and 11(a,b) show the numerically calculated collision result for $(v_i^{RC}, v_i^{NC}) = (0.60, 0.41)$. The initial RC and NC kinks approach each other and meet at the collision time of $t_{c,1}$ [figure 10(a-f)]. When two kinks meet, the primary RC and NC kinks located in ϕ_1 is pair-annihilated [figure 11(a1)], and the initial orbit $C \rightarrow D \rightarrow B$ in field space is pulled toward the line of $C \rightarrow B$ [figures 11(b1) and 14(g)]. Then, the remaining kinetic energy transforms to the potential energy and then the potential energy turns back to the kinetic energy [figure 11(a1,a2)]. In this process, the moving direction of the orbit is reversed [compare the red arrows in figure 11(b1) and 11(b2)]. Although the above collision and pair-annihilation process of the two primary kinks in ϕ_1 is similar to those in the RC-LC kink collision cases, the primary kinks are not transferred to the other field in figure 11(a2). The existence of a primary kink in ϕ_2 prevents the field-space orbit from winding around any groundstate in this collision [see orbit in figure 11(b1)], while the field-space orbits always wind the groundstate C in RC-LC kink collisions after the pair-annihilation of two primary kinks in ϕ_1 [see the figure 8(b2,d2,f2)]. This phenomenon can be seen irrespective of v_i [see also the orbits in figure 11(d1,f1)]. The kinetic energy induces the pair-creation of two primary kinks in the same field, ϕ_1 [figure 11(a2)], and the orbit $C \rightarrow B$ is dragged to the groundstate A [figure 11(b2)]. However, because the kinetic energy is not enough, the two primary kinks in ϕ_1 becomes a groundstate [figure 11(a3)], whereas the primary kink in ϕ_2 keeps its motion and becomes an LC kink [figure 11(a3)]. At $t = t_{c,1}$, most of the energy in ϕ_1 is transferred to ϕ_2 via the interfield coupling and generates the oscillating internal mode in ϕ_2 [figure 10(d)]. In field space, the initial orbit $C \rightarrow D \rightarrow B$ [figure 11(b1)] becomes the orbit $C \rightarrow B$ [figure 11(b3)]. Therefore, the initial RC and NC kinks become an LC kink after the collision.

Second, we study the case where $v_i^{RC} > v_c^{RC}$. Figures 10(m-r) and 11(e,f) show the numerically calculated results for $(v_i^{RC}, v_i^{NC}) = (0.785, 0.605)$. As shown in figures 10(m-r) and 11(e1,e2), the collision process until the first collision ($t = t_{c,1}$) is similar to the above case [compare figure 11(a1,a2) and figure 11(e1,e2)]. However, because the kinetic energy is enough to overcome the attractive interaction, two pair-created primary kinks in ϕ_1 escape each other [figure 11(e3)]. Moreover, the primary kink in ϕ_2 helps the primary kink at the left side in ϕ_1 to escape easily by an attractive interaction between them [figure 11(e3)]. (The attractive interaction between two primary kinks was discussed in the previous LC-LC kink collision.) Finally, the two primary kinks at the left side in ϕ_1 and ϕ_2 are combined and become an NC kink [figure 11(e4)]. In field space, the initial orbit $C \rightarrow D \rightarrow B$ is dragged enough toward the groundstate A [figure 14(i)] and becomes the final orbit $C \rightarrow A \rightarrow B$, which results in NC and RC kinks [figure 11(f1-f4)]. Therefore, the initial RC and NC kinks become NC and RC kinks.

Finally, we study the case where $v_i^{RC} = v_p^{RC} < v_c^{RC}$. Figures 10(g-l) and 11(c,d) show the numerically calculated results for $(v_i^{RC}, v_i^{NC}) = (0.800, 0.624)$. The collision process until the first collision ($t = t_{c,1}$) is similar to the previous case of $v_i^{RC} > v_c^{RC}$ [compare figure 11(a1-a3) and figure 11(e1-e3)]. Unlike the $v_i^{RC} = 0.6$ case, the two primary kinks in ϕ_1 undergoes a longer process to collide a second time, resulting in the primary kink in ϕ_2 to move further away [compare figure 11(c2,c3) and figure 11(a2,a3)]. The primary kinks in ϕ_1 are unable to escape, unlike their faster counterparts [compare figure 11(c3) and figure 11(e3)]. After that, the two pair-created primary kinks in ϕ_1 are captured and pair-annihilated again, as shown in the process from 5 to 6 in ϕ_1 of figure 11(c3). This is the second collision ($t = t_{c,2}$). Contrast to the first collision, at the moment of this pair-annihilation ($t = t_{c,2}$), the total energy is transferred to ϕ_2 , and two primary kinks are pair-created in ϕ_2 , since the primary kink in ϕ_2 is far from the point of pair-creation, as shown in the process from 7 to 8 in ϕ_2 of figure 11(c4). The left one between the two primary kinks in ϕ_2 is pair-annihilated with the initially existing primary kink in ϕ_2 [see the process of 9 in figure 11(c4)], which leads to the third collision ($t = t_{c,3}$). As a result of the third collision, the energy is transferred to ϕ_1 again, and two primary kinks are generated in ϕ_1 , as shown in the process from 9 to 10 in figure 11(c5). (Note that the orbit winding a groundstate process at these second and third collisions can also be seen in the previous RC-LC kink collision.) Finally, one gets the three separated kinks (RC, LC, and LC kinks). In the field space, the initial orbit $C \rightarrow D \rightarrow B$ becomes the final orbit $C \rightarrow D \rightarrow C \rightarrow B$ (see the complete motion of orbits in supplementary movie online). Therefore, the initial RC and NC kinks become RC, LC, and LC kinks. Note that figure 10(l) shows three strong peaks, which indicates the number of energy transfer between fields, which supports the above explanation.

3.4 NC-NC kink collision

For an NC-NC kink collision, $\phi_1(t, x) = \pm\phi_2(t, x)$. Thus, the field equation for each field ϕ_i reduces the field equation for the single-field ϕ^4 model in (2.3) except for the coupling constants: $\partial_t^2\phi - \partial_x^2\phi - m^2\phi + (\lambda + \alpha)\phi^3 = 0$. Then, the results of the NC-NC kink collision are the same with the reported results of the single-field ϕ^4 model [12–15]. First, the

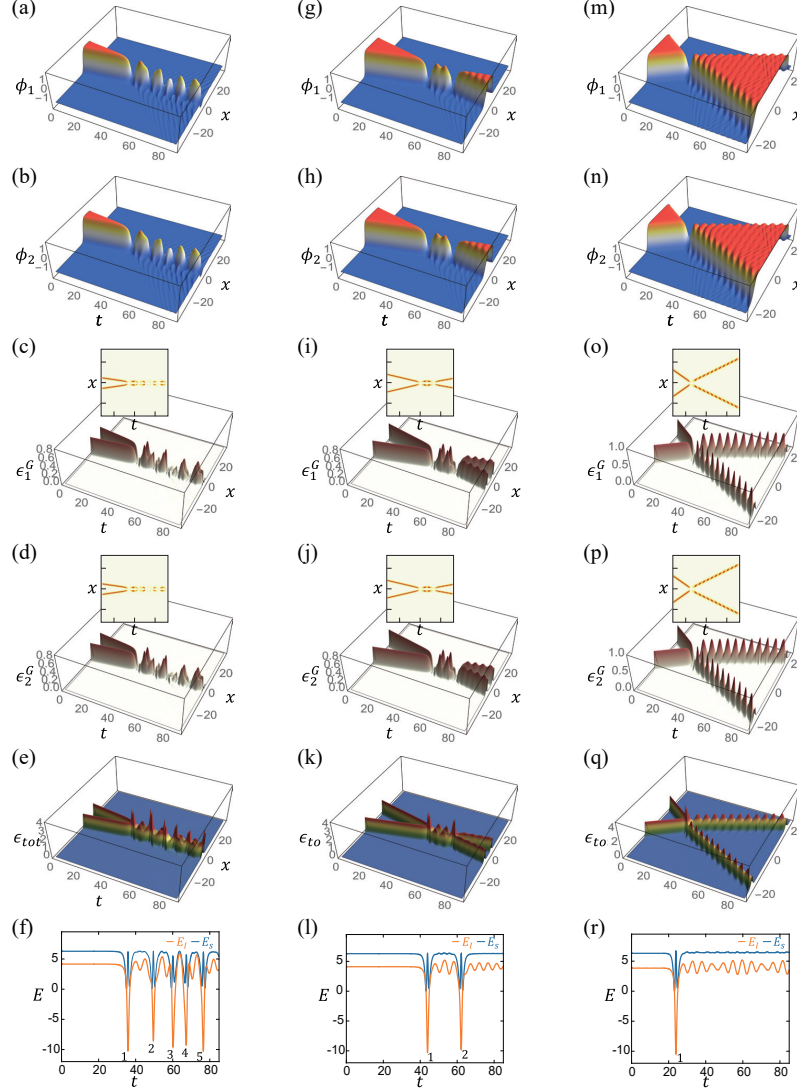


Figure 13. Collisions between NC-NC kinks. Initial prepared CA and AC kinks collide with each other. The profiles, gradient energy densities of two fields, the total energy density, and spatially-integrated energies for **(a-f)** $v_i = 0.12$, **(g-l)** $v_i = 0.2$, and **(m-r)** $v_i = 0.4$ are plotted. In (a-f), two NC kinks are captured and form a groundstate. In (g-l), two NC kinks experience 2-bounce resonance and escape to infinity. In (m-r), two NC kinks reflect each other and escape to infinity.

collision result depends on the initial velocity v_i of the colliding NC kinks. Next, there exist a critical velocity $v_c \approx 0.194$ which separates the collision regions. When $v_i > v_c$, two incident NC kinks always escape to infinity after a collision [figure 13(a-f)]. When $v_i < v_c$, two NC kinks are usually trapped and pair-annihilated [figure 13(m-r)]. For $v_i = v_p$, we observe the so-called n -bounce resonance [see two-bounce scattering in figure 13(g-l)]. Since the collision results are already reported in the single-field ϕ^4 model [12–15], we will not discuss the NC-NC kink collisions any further in this work.

4 Summary and conclusion

We investigate the collisions among chiral and nonchiral kinks in the coupled double-field ϕ_4 model, and show that the kink collision satisfy the Z_4 abelian group operation.

Unlike the single-scalar-field ϕ_4 model, our model has four degenerate vacua and twelve kinks interpolating two vacua. We show that the twelve kinks are classified as right-chiral (RC), left-chiral (LC), and nonchiral (NC) kinks depending on the topological chiral charge and the mirror symmetry between ϕ_1 and ϕ_2 ; all NC kinks have the topological chiral charge of $Q^{NC} = \pm 2 \pmod{4}$ and the mirror symmetry, $\phi_1 \leftrightarrow \phi_2$, up to the Z_4 field rotation symmetry. On the other hand, RC and LC kinks break such mirror symmetry, and hence they have opposite topological chiral charges; $Q^{RC} = -Q^{LC} = 1 \pmod{4}$. Thus, we demonstrate that chiral and nonchiral kinks, including vacua, carry the quaternary topological chiral charges. Moreover, the model possesses Z_4 rotation symmetry ($\phi_1 \rightarrow -\phi_2$, $\phi_2 \rightarrow \phi_1$), which is one of the essential ingredients for the Z_4 collision among chiral and nonchiral kinks. We find the solutions of such kinks and internal modes trapped in each kink, which contribute to the kink collisions being inelastic.

In principle, all collisions that preserve total topological chiral charge can be considered. However, because not all collisions happen, we study the dynamical process and mechanism of all possible collisions between two kinks by solving the field equation numerically. We also investigate energy densities, energy transfer between the two fields, and the time-evolution of orbits in two-dimensional field space (ϕ_1, ϕ_2) , which explain the collision mechanism and chirality change of kinks. In particular, we find that kink collisions follow Z_4 abelian group operation table in figure 2 dynamically. We show that the force and velocity vector fields defined in the field space and the energy exchange between different fields play an essential role in determining the fate of the kink collision. The collision results are categorized into three cases depending on the initial velocity, v_i , summarized as table 1.

When $v_i < v_c$ ($v_i \neq v_p$), we observe the formation of vibrating bound state of the two kinks, which is either a bion having zero topological chiral charge or a kink having a nonzero topological chiral charge depending on the initial configuration. If the final state is a bion, it decays into a groundstate emitting bosons. On the other hand, if the final state is a kink, it has an oscillating internal mode.

When $v_i > v_c$, inelastic scatterings occur because the energy in a field can be distributed into the other field, internal modes, and continuum modes during the collision process. Since the kinetic energy of two colliding kinks is large enough, they overcome the binding energy and escape to infinities. If the topological charges of initial kinks are the same, then the scattered kinks have the opposite sign of topological charges of initial kinks. On the other hand, when the chiralities of initial kinks are different, the chirality set of the kinks does not change before and after the collision. Interestingly, in RC-LC kink collisions, two initial primary kinks in one field are shifted to the other field, which is explained by the energy transfer between two fields via interfield interaction.

When $v_i = v_p$ ($v_i < v_c$), we observe an exceptional scattering, which could be characterized by multiple times of the energy exchange between two fields and kinks escaping from the collision point at the final stage. For RC and LC kink collision, at the first collision, the

colliding primary RC and LC kinks in a ϕ_i field form a bion but the majority of the energy is transferred to another ϕ_{3-i} field creating a bion (composed of two primary kinks) via the interfield coupling. At the second collision, the two primary kinks of the bion in ϕ_{3-i} collide again and hence the bion shrinks while coherently transferring most of the energy to the remnant bion in ϕ_i , generating two escaping primary kinks. Thus, the coherent vibration of two bions results in a two-bounce kink scattering. On the other hand, for an RC-NC kink collision, there exist one self-energy exchange in a field and two energy transfers between the fields during the collision process. These energy exchange phenomena between fields can be applied to a wide class of multifield nonlinear systems.

We would like to emphasize the importance of the multifield theory and its kink dynamics because such topological objects and their dynamics appear in quantum and classical field systems, supersymmetric systems, high energy physics, cosmological systems, condensed matter systems, etc. In this viewpoint, our work has made improvements in the area of multifield theory by investigating the nontrivial double-field model and its kink dynamics involving chirality and Z_4 abelian group operation. Therefore, we expect that our work will be useful to understand the dynamics of topological objects in the multifield nonlinear system. We also believe that the concept of chirality and multi-digit topological charge in this work have potential applications to topological information science.

Finally, we would like to mention several subjects for possible future study. First, even though we investigated the collision process using various methods, the reason why such collisions occurs is not disclosed. In the single ϕ^4 model, kink dynamics is well explained by the collective coordinate method [11, 15, 42]. Therefore, we expect that the collective-coordinate method can explain multi-kink dynamics in the multifield nonlinear models. Second, it would be interesting to study multi-kink collisions in multifield models, including higher-order terms such as ϕ^6 and ϕ^8 because interesting features (absence of internal modes, high energy density spot, etc.) are reported in the single-field models [18, 22, 23].

A Appendix

A.1 Coupled equations for internal modes for RC and LC kinks

For RC and LC kinks, we consider the following small oscillatory modes (η_p^C and η_l^C) around the static solution:

$$\phi_i(t, x) = \mu \tanh(\beta x) + \eta_p^C(x) e^{-i\omega t}, \quad (\text{A.1})$$

$$\phi_j(t, x) = \mu - h(x) + \eta_l^C(x) e^{-i\omega t}, \quad (\text{A.2})$$

where $\beta = Z_1 m / \sqrt{2}$, $j = 3 - i$ ($i = 1, 2$), and $h(x) = C_1 \text{sech}^2\left(\frac{C_2}{\sqrt{2}}x\right)$. Using the field equation (2.9) and ignoring higher-order terms, the following linearized equations can be seen:

$$\left[\frac{\partial^2}{\partial t^2} - \frac{\partial^2}{\partial x^2} - m^2 + 3\lambda\mu^2 \tanh^2(\beta x) + \alpha(\mu - h)^2 \right] \eta_p^C + 2\alpha\mu \tanh(\beta x)(\mu - h)\eta_l^C = 0,$$

$$\left[\frac{\partial^2}{\partial t^2} - \frac{\partial^2}{\partial x^2} - m^2 + 3\lambda(\mu - h)^2 + \alpha\mu^2 \tanh^2(\beta x) \right] \eta_l^C + 2\alpha\mu \tanh(\beta x)(\mu - h)\eta_p^C = 0.$$

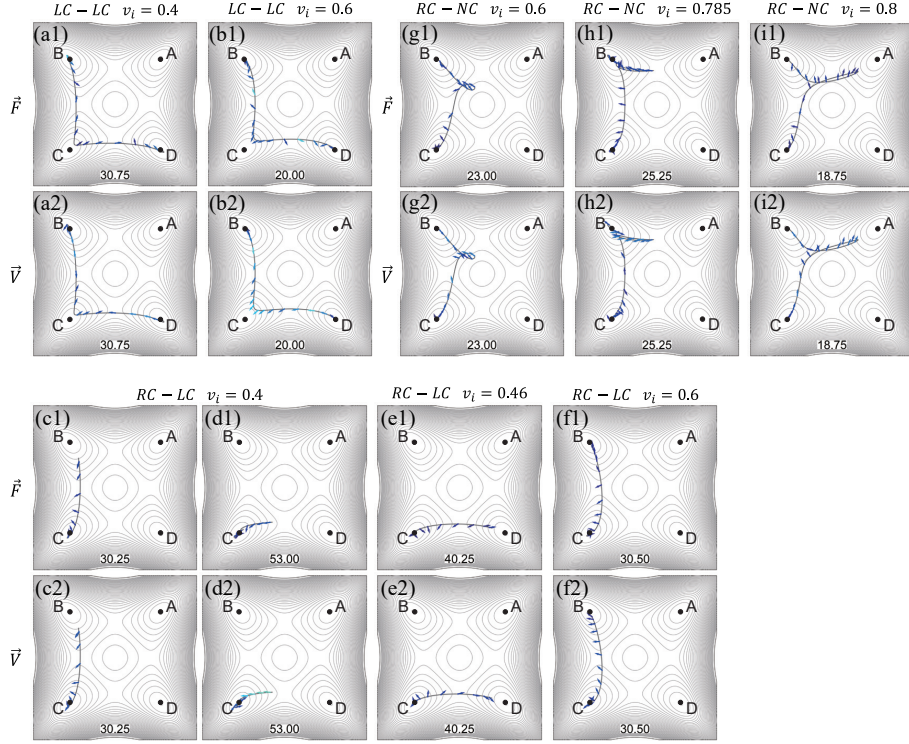


Figure 14. The force \vec{F} and velocity \vec{V} vector fields for (a,b) LC-LC, (c-e) RC-LC, (g-i) RC-NC kink collisions. The number in the bottom of each panel indicates the time of each snapshot. On the top of each plot, the initial velocities are indicated, which are the same velocities in figures 4, 5, 7, 8, 10 and 11. The complete time-dependent force and velocity vector fields can be seen in the supplementary movie online.

These coupled differential equations do not have analytic solutions. However, in the leading order, we consider two fluctuations η_p^C and η_l^C separately and obtain the internal modes numerically.

A.2 Force and velocity vector fields in the field space

In this appendix, we consider force and velocity vector fields (\vec{F} and \vec{V}) of colliding kinks in field space. The definitions for force and velocity vectors are given by (3.1).

Let's consider two collisions that have similar field-space orbits but different real-space field profiles. In this case, the corresponding two \vec{T} can be different because each \vec{T} depends on the details of real-space field profiles. On the other hand, the corresponding two P_i are the same if two field-space orbits are the same. Therefore, even though two collisions are very similar until a particular time and their field-space orbits are similar, the directions of \vec{T} and \vec{V} can be dramatically different between similar orbits. This plays an important role in determining the final collision results and understanding the collision processes.

For this, we compare many collisions that have very similar orbits but different collision results. Figure 14 shows such orbits, \vec{F} , and \vec{V} for LC-LC, RC-LC, and RC-NC kink

collisions for various initial velocities for some particular moments. The complete time evaluations can be seen in the supplementary movie online.

First, we consider the LC-LC kink collisions. Figure 14(a) and figure 14(b) show snapshots of the two collisions for $v_i = 0.4$ and $v_i = 0.6$, respectively. They correspond to figure 5(b4) and figure 5(d3), respectively. In figure 14(a,b), the shapes of each orbit are very similar but the directions of \vec{F} and \vec{V} are different between the two cases ($v_i = 0.4$ and $v_i = 0.6$). Thus, in figure 14(a), the orbit tries to become the $B \rightarrow C$ line due to \vec{F} and \vec{V} . On the other hand, in figure 14(b), the orbit is dragged to the C groundstate due to \vec{F} and \vec{V} . Note that even though the two orbits in figure 14(a1,b1) are very similar, the two \vec{T} (and hence \vec{F}) are different. Therefore, the collision results diverge, as discussed in section 3.1. As similar explanations are possible for the RC-LC and RC-NC kink collisions, they will be briefly discussed.

For the RC-LC kink collisions, figure 14(c) and figure 14(f) correspond to figure 8(b3) and figure 8(f3), respectively. In figure 14(c,f), the shapes of each orbit are very similar but \vec{F} and \vec{V} are different. \vec{F} and \vec{V} drag the orbit toward the C groundstate in figure 14(c), while they pull the orbit toward the B groundstate in figure 14(f). Thus, the collision results are different for these two cases. Similarly, the orbits in figure 14(d,e) are alike, but \vec{F} and \vec{V} are different. \vec{F} and \vec{V} drag the orbit toward the C groundstate in figure 14(d), while they pull the orbit toward the D groundstate in figure 14(e).

For the RC-NC kink collisions, figure 14(g) and figure 14(i) correspond to figure 11(b3) and figure 11(f3), respectively. In figure 14(g), \vec{F} and \vec{V} drag the orbit toward the $B \rightarrow C$ line, while they pull the orbit toward the A groundstate in figure 14(i). Similarly, the orbits in figure 14(g,h) are alike, but \vec{F} and \vec{V} are different. \vec{F} and \vec{V} drag the orbit toward the $B \rightarrow C$ line in figure 14(g), while they pull the orbit toward the B groundstate in figure 14(h). Note that figure 14(h) corresponds to figure 11(d3).

Acknowledgments

We thank Tae-Hwan Kim for useful discussions. J.-H.C., S.-H.H., M.K. and S.C. were supported by National Research Foundation (NRF) of Korea through Basic Science Research Programs (NRF-2018R1C1B6007607, NRF-2021R1H1A1013517), the research fund of Hanyang University (HY-2017), and the POSCO Science Fellowship of POSCO TJ Park Foundation.

Note added. This is also a good position for notes added after the paper has been written.

References

- [1] N. Manton and P. Sutcliffe, Topological solitons. Cambridge University Press, 2004.
- [2] R. Rajaraman, Solitons and instantons. North Holland Publishing company, 1982.
- [3] T. Dauxois and M. Peyrard, Physics of solitons. Cambridge University Press, 2006.

- [4] T. Vachaspati, S. W. Hawking, and G. Gibbons, The formation and evolution of cosmic strings. CUP Archive, 1990.
- [5] A. Vilenkin and E. P. S. Shellard, Cosmic strings and other topological defects. Cambridge University Press, 1994.
- [6] N. Akhmediev and A. Ankiewicz, Dissipative solitons: from optics to biology and medicine, vol. 751. Springer Science & Business Media, 2008.
- [7] Y. M. Shnir, Topological and non-topological solitons in scalar field theories. Cambridge University Press, 2018.
- [8] J. Cuevas-Maraver, P. G. Kevrekidis, and F. Williams, *The sine-gordon model and its applications*, Nonlinear Systems and Complexity **10** (2014).
- [9] R. Hirota, *Exact solution of the sine-gordon equation for multiple collisions of solitons*, Journal of the Physical Society of Japan **33** (1972) 1459–1463.
- [10] M. J. Ablowitz, D. J. Kaup, A. C. Newell, and H. Segur, *Method for solving the sine-gordon equation*, Physical Review Letters **30** (1973) 1262.
- [11] T. Sugiyama, *Kink-antikink collisions in the two-dimensional φ^4 model*, Progress of Theoretical Physics **61** (1979) 1550–1563.
- [12] D. K. Campbell, J. F. Schonfeld, and C. A. Wingate, *Resonance structure in kink-antikink interactions in φ^4 theory*, Physica D: Nonlinear Phenomena **9** (1983) 1–32.
- [13] D. K. Campbell and M. Peyrard, *Solitary wave collisions revisited*, Physica D: Nonlinear Phenomena **18** (1986) 47–53.
- [14] R. H. Goodman and R. Haberman, *Kink-antikink collisions in the ϕ^4 equation: The n -bounce resonance and the separatrix map*, SIAM Journal on Applied Dynamical Systems **4** (2005) 1195–1228.
- [15] R. H. Goodman and R. Haberman, *Chaotic scattering and the n -bounce resonance in solitary-wave interactions*, Physical Review letters **98** (2007) 104103.
- [16] F. d. C. Simas, A. R. Gomes, K. Nobrega, and J. Oliveira, *Suppression of two-bounce windows in kink-antikink collisions*, Journal of High Energy Physics **2016** (2016) 1–13.
- [17] M. Peyrard and D. K. Campbell, *Kink-antikink interactions in a modified sine-gordon model*, Physica D: Nonlinear Phenomena **9** (1983) 33–51.
- [18] P. Dorey, K. Mersh, T. Romanczukiewicz, and Y. Shnir, *Kink-antikink collisions in the ϕ^6 model*, Physical Review letters **107** (2011) 091602.
- [19] V. A. Gani, A. E. Kudryavtsev, and M. A. Lizunova, *Kink interactions in the $(1+1)$ -dimensional ϕ^6 model*, Physical Review D **89** (2014) 125009.
- [20] H. Weigel, *Kink-antikink scattering in ϕ^4 and ϕ^6 models*, in Journal of Physics: Conference Series, vol. 482, p. 012045, IOP Publishing, 2014.
- [21] A. Demirkaya, R. Decker, P. G. Kevrekidis, I. C. Christov, and A. Saxena, *Kink dynamics in a parametric ϕ^6 system: a model with controllably many internal modes*, Journal of High Energy Physics **2017** (2017) 1–23.
- [22] A. M. Marjaneh, V. A. Gani, D. Saadatmand, S. V. Dmitriev, and K. Javidan, *Multi-kink collisions in the ϕ^6 model*, Journal of High Energy Physics **2017** (2017) 1–22.

- [23] A. Saxena, I. C. Christov, and A. Khare, *Higher-order field theories: ϕ^6 , ϕ^8 and beyond*, in A Dynamical Perspective on the ϕ^4 Model, pp. 253–279. Springer, 2019.
- [24] V. Gani and A. E. Kudryavtsev, *Kink-antikink interactions in the double sine-gordon equation and the problem of resonance frequencies*, Physical Review E **60** (1999) 3305.
- [25] C. A. Popov, *Perturbation theory for the double sine-gordon equation*, Wave Motion **42** (2005) 309–316.
- [26] V. A. Gani, A. M. Marjaneh, A. Askari, E. Belendryasova, and D. Saadatmand, *Scattering of the double sine-gordon kinks*, The European Physical Journal C **78** (2018) 1–12.
- [27] V. A. Gani, A. M. Marjaneh, and D. Saadatmand, *Multi-kink scattering in the double sine-gordon model*, The European Physical Journal C **79** (2019) 1–12.
- [28] M. Mohammadi and N. Riazi, *The affective factors on the uncertainty in the collisions of the soliton solutions of the double field sine-gordon system*, Communications in Nonlinear Science and Numerical Simulation **72** (2019) 176–193.
- [29] F. C. Simas, F. C. Lima, K. Nobrega, and A. R. Gomes, *Solitary oscillations and multiple antikink-kink pairs in the double sine-gordon model*, Journal of High Energy Physics **2020** (2020) 1–22.
- [30] A. Halavanau, T. Romanczukiewicz, and Y. Shnir, *Resonance structures in coupled two-component ϕ^4 model*, Physical Review D **86** (2012) 085027.
- [31] N. Riazi, A. Azizi, and S. Zebarjad, *Soliton decay in a coupled system of scalar fields*, Physical Review D **66** (2002) 065003.
- [32] A. Alonso-Izquierdo, *Kink dynamics in a system of two coupled scalar fields in two space-time dimensions*, Physica D: Nonlinear Phenomena **365** (2018) 12–26.
- [33] D. Bazeia, J. Nascimento, R. Ribeiro, and D. Toledo, *Soliton stability in systems of two real scalar fields*, Journal of Physics A: Mathematical and General **30** (1997) 8157.
- [34] D. Bazeia, M. Dos Santos, and R. Ribeiro, *Solitons in systems of coupled scalar fields*, Physics Letters A **208** (1995) 84–88.
- [35] D. Bazeia, R. Ribeiro, and M. Santos, *Solitons in a class of systems of two coupled real scalar fields*, Physical Review E **54** (1996) 2943.
- [36] A. Alonso-Izquierdo, D. Bazeia, L. Losano, and J. Mateos Guilarte, *New models for two real scalar fields and their kink-like solutions*, Advances in High Energy Physics **2013** (2013).
- [37] A. Aguirre and E. Souza, *Extended multi-scalar field theories in (1+1) dimensions*, The European Physical Journal C **80** (2020) 1–24.
- [38] N. Riazi and M. Peyravi, *Families of stable and metastable solitons in coupled system of scalar fields*, International Journal of Modern Physics A **27** (2012) 1250006.
- [39] M. Nitta, *Non-abelian sine-gordon solitons*, Nuclear Physics B **895** (2015) 288–302.
- [40] A. Alonso-Izquierdo, *Reflection, transmutation, annihilation, and resonance in two-component kink collisions*, Physical Review D **97** (2018) 045016.
- [41] A. Alonso-Izquierdo, *Non-topological kink scattering in a two-component scalar field theory model*, Communications in Nonlinear Science and Numerical Simulation **85** (2020) 105251.
- [42] I. Takyi and H. Weigel, *Collective coordinates in one-dimensional soliton models revisited*, Physical Review D **94** (2016) 085008.

- [43] H. Zhang, C.-X. Liu, X.-L. Qi, X. Dai, Z. Fang, and S.-C. Zhang, *Topological insulators in Bi_2Se_3 , Bi_2Te_3 and Sb_2Te_3 with a single dirac cone on the surface*, Nature Physics **5** (2009) 438–442.
- [44] M. Z. Hasan and C. L. Kane, *Colloquium : Topological insulators*, Reviews of Modern Physics **82** (Nov., 2010) 3045–3067.
- [45] M. Franz and L. Molenkamp, Topological insulators. Elsevier, 2013.
- [46] X.-L. Qi, T. L. Hughes, and S.-C. Zhang, *Chiral topological superconductor from the quantum hall state*, Physical Review B **82** (2010) 184516.
- [47] W. Qin, L. Li, and Z. Zhang, *Chiral topological superconductivity arising from the interplay of geometric phase and electron correlation*, Nature Physics **15** (2019) 796–802.
- [48] S. R. Elliott and M. Franz, *Colloquium: Majorana fermions in nuclear, particle, and solid-state physics*, Reviews of Modern Physics **87** (2015) 137.
- [49] M. Sato and Y. Ando, *Topological superconductors: a review*, Reports on Progress in Physics **80** (2017) 076501.
- [50] W. Gao, M. Lawrence, B. Yang, F. Liu, F. Fang, B. Béri, J. Li, and S. Zhang, *Topological photonic phase in chiral hyperbolic metamaterials*, Physical Review letters **114** (2015) 037402.
- [51] T. Ozawa, H. M. Price, A. Amo, N. Goldman, M. Hafezi, L. Lu, M. C. Rechtsman, D. Schuster, J. Simon, O. Zilberberg, et al., *Topological photonics*, Reviews of Modern Physics **91** (2019) 015006.
- [52] S. Barik, A. Karasahin, S. Mittal, E. Waks, and M. Hafezi, *Chiral quantum optics using a topological resonator*, Physical Review B **101** (2020) 205303.
- [53] S. Mühlbauer, B. Binz, F. Jonietz, C. Pfleiderer, A. Rosch, A. Neubauer, R. Georgii, and P. Böni, *Skyrmion lattice in a chiral magnet*, Science **323** (2009) 915–919.
- [54] S. Komineas and N. Papanicolaou, *Skyrmion dynamics in chiral ferromagnets*, Physical Review B **92** (2015) 064412.
- [55] Y. Tikhonov, S. Kondovych, J. Mangeri, M. Pavlenko, L. Baudry, A. Sené, A. Galda, S. Nakhmanson, O. Heinonen, A. Razumnaya, et al., *Controllable skyrmion chirality in ferroelectrics*, Scientific Reports **10** (2020) 1–7.
- [56] M. Rho and I. Zahed, The Multifaceted Skyrmion. World Scientific, 2016.
- [57] S. Zhang, Chiral and topological nature of magnetic skyrmions. Springer, 2018.
- [58] S. Cheon, T.-H. Kim, S.-H. Lee, and H. W. Yeom, *Chiral solitons in a coupled double peierls chain*, Science **350** (2015) 182–185.
- [59] T.-H. Kim, S. Cheon, and H. W. Yeom, *Switching chiral solitons for algebraic operation of topological quaternary digits*, Nature Physics **13** (2017) 444–447.
- [60] R. Jackiw and C. Rebbi, *Solitons with fermion number $\frac{1}{2}$* , Physical Review D **13** (June, 1976) 3398–3409.
- [61] R. Jackiw and J. Schrieffer, *Solitons with fermion number in condensed matter and relativistic field theories*, Nuclear Physics B **190** (Aug., 1981) 253–265.
- [62] C.-g. Oh, S.-H. Han, S.-G. Jeong, T.-H. Kim, and S. Cheon, *Particle-antiparticle duality and fractionalization of topological chiral solitons*, Scientific Reports **11** (2021) 1–7.

- [63] S.-H. Han, S.-G. Jeong, S.-W. Kim, T.-H. Kim, and S. Cheon, *Topological features of ground states and topological solitons in generalized su-schrieffer-heeger models using generalized time-reversal, particle-hole, and chiral symmetries*, Physical Review B **102** (2020) 235411.
- [64] N. Rosen and P. M. Morse, *On the vibrations of polyatomic molecules*, Physical Review **42** (1932) 210.
- [65] G.-Q. Huang-Fu and M.-C. Zhang, *Solutions of the schrödinger equation in the tridiagonal representation with the deformed hyperbolic potentials*, Physica Scripta **87** (2013) 055006.