

Time-Crystal Model of the Electron Spin

*Mário G. Silveirinha**

⁽¹⁾ *University of Lisbon–Instituto Superior Técnico and Instituto de Telecomunicações, Avenida Rovisco Pais, 1, 1049-001 Lisboa, Portugal, mario.silveirinha@co.it.pt*

Abstract

The wave-particle duality is one of the most intriguing properties of quantum objects. The duality is rather pervasive in the quantum world in the sense that not only classical particles sometimes behave like waves, but also classical waves, e.g., light, may behave as point particles. In this article, motivated by the wave-particle duality, I develop a deterministic time-crystal Lorentz-covariant mechanical model for an electron with spin. In the proposed time-crystal model an electron is formed by two components: a particle-type component that transports the electric charge, and a wave component that moves at the speed of light and whirls around the massive component. Interestingly, the motion of the particle-component is completely ruled by the trajectory of the wave-component, somewhat analogous to the pilot-wave theory of de Broglie-Bohm. The dynamics of the time-crystal electron is controlled by a generalized least action principle. The model predicts that the electron stationary states have a constant spin angular momentum, predicts the spin vector precession in a magnetic field and gives a possible explanation for the physical origin of the anomalous magnetic moment. Remarkably, the developed model has nonlocal features that prevent the divergence of the self-field interactions. The classical theory of the electron is recovered as an “effective theory” valid on a coarse time scale. The reported results suggest that time-crystal models may be used to describe some features of the quantum world that are inaccessible to the standard classical theory.

* To whom correspondence should be addressed: E-mail: mario.silveirinha@co.it.pt

I. Introduction

The physical reality can be described with different levels of approximation. Quantum mechanics is the most successful physical theory available today and it provides the most accurate description of nature. However, in many cases, classical physics gives a fairly good description of the physical reality and is the basis of many physical models.

One of the features of the quantum world that is not captured by classical theory is the “spin” degree of freedom. Indeed, a classical point charge is necessarily deprived of any form of motion in the rest frame. Such a feature is hard to reconcile with the experimentally known fact that an electron has a magnetic dipole moment and a “spin” angular momentum. Indeed, how can a classical point particle deprived of any structure have an angular momentum in the frame where it is at rest? This paradox is usually regarded as a proof of the inadequacy of classical physics to describe the microscopic world.

In this work, it is demonstrated that a few non-classical properties of quantum objects can be explained by a deterministic Lorentz-covariant time-crystal formalism. The theory predicts that charged particles, let us say electrons for definiteness, are characterized by a spin vector associated with an incessant spinning motion arising from a spontaneously broken time-translation symmetry. Furthermore, the theory predicts that the electron stationary states have a universal spin angular momentum, the spin vector precession in a static magnetic field, and most notably it gives a possible explanation for the physical origin of the anomalous magnetic moment.

The ideas developed here are in part inspired by the wave-particle duality of quantum physics. In fact, one of the most perplexing features of quantum-scale objects is that sometimes they behave like waves leading to interference phenomena, while other times they behave as classical particles. This wave-particle duality is pervasive in the quantum world, in the sense that not only classical particles may behave as waves, but also classical waves, e.g., light, may also behave as point corpuscles. In fact, Feynman when discussing the peculiarities of “quantum behavior” notes

that “*There is one lucky break, however—electrons behave just like light. The quantum behavior of atomic objects... is the same for all, they are all particle-waves.*” [1].

The most salient property of “light waves” is that they travel at constant speed c independent of the inertial observer, analogous to a *massless* particle. Motivated by such a property, here I take the particle-wave duality to its ultimate consequences and study the dynamics of hypothetical massless particles. Interestingly, relying on a few minimal postulates, it is found that a massless point particle is actually formed by *two* components: one component behaves as some sort of (pilot) wave that probes the nearby space at the speed of light, whereas the other component behaves as a standard relativistic massive particle. Thus, within the developed model, mass is an emergent property. The massive component of the particle transports the electric charge, being its motion fully controlled by the massless (wave) component. The proposed two-component model is reminiscent of the pilot-wave description of quantum mechanics introduced by de Broglie and Bohm [2-3].

In the proposed theory, the “spin” angular momentum is associated with the incessant spinning motion of the massless-particle component around the massive-particle component. Interestingly, the spin-states may be regarded as time-crystal states [4-6]. The concept of a time-crystal was originally introduced by Wilczek [4], and refers to systems with a spontaneously broken time-translational symmetry, such that the ground-state is not invariant under a time-translation. For example, a time-crystal phase occurs in systems with a ground-state that evolves periodically in time, notwithstanding that the dynamical laws are invariant under arbitrary time-translations (i.e., do not depend on the time origin). The theory developed here may be pictured as a “time-crystal” model of the electron.

The time evolution of the “time-crystal” electron is ruled by a generalized least action principle. Specifically, due of the incessant spinning motion, the particle dynamically probes every direction of space and moves on average towards the direction of space that minimizes an action integral. Different from classical or quantum electrodynamics, the introduced formalism is

free of “infinities”, as the self-field interaction does not create any form of singularities. The classical theory of the electron is recovered as an “effective theory” valid in the $\hbar \rightarrow 0$ limit.

This article is organized as follows. In Sects. II, III and IV, I develop a Lorentz-covariant pilot-wave mechanical model for an electron. Starting from the study of the relativistic kinematics of a massless accelerated point particle, it is shown that one is naturally led to the conclusion that the particle is formed by two-components: the original (wave-type) component that moves at the speed of light, and a “center-of-mass” component that effectively behaves as a massive particle. In Sect. V, it is demonstrated that the time evolution of the time-crystal electron is controlled by an action integral and by a dynamical least action principle. In Sect. VI, it is shown that the time-crystal model predicts the spin vector precession in a magnetic field and provides a possible explanation for the physical origin of the anomalous magnetic moment of the electron. Finally, Sect. VII provides a summary of the main results.

II. Massless particles and spin

In this section, it is demonstrated that massless particles are characterized by a spin 4-vector determined by the binormal of the velocity trajectory in the Bloch sphere. Furthermore, it is shown that the spin angular momentum of stationary states is a universal constant, totally independent of the details of the trajectory.

A. Postulates

Evidently, it is not feasible to reconcile the familiar properties of an electron with those of a particle that travels with speed c in a straight line. Can however an electron be somehow related to a particle that travels with speed c along *curved* trajectories? To address this question, next I develop a theory for a hypothetical charged particle (dubbed as “time-crystal” electron to highlight that the ground state is periodic in time) based on the following postulates (below $\boldsymbol{\beta}$ stands for the particle velocity normalized to c and $\dot{\boldsymbol{\beta}} = d\boldsymbol{\beta}/dt$ is a normalized acceleration):

- **P1** *The particle speed is c for every inertial observer: $|\boldsymbol{\beta}|=1$.*
- **P2** *The particle acceleration never vanishes, $\dot{\boldsymbol{\beta}} \neq 0$, even for a “free” particle.*

The second postulate is not compatible with the Hamiltonian formalism. Indeed, the condition $\dot{\boldsymbol{\beta}} \neq 0$ implies that the momentum ($\boldsymbol{\mathcal{P}} = \frac{\mathcal{E}}{c} \boldsymbol{\beta}$) of a massless free particle must vary with time; thereby in a generic reference frame the energy \mathcal{E} must also be time dependent. Thus, a theory compatible with the two postulates cannot rely on a (time-independent) Hamiltonian. Later it will be shown that the postulates are compatible with a generalized least action principle.

I complement the above postulates with the requirement (postulate zero) that:

- **P0** *The equations of motion must be Lorentz-covariant, i.e., the theory must be consistent with special relativity.*

Let us analyze some immediate geometrical consequences of the postulates. First of all, since $\boldsymbol{\beta} \cdot \boldsymbol{\beta} = 1$ the acceleration and the velocity are forcibly perpendicular $\boldsymbol{\beta} \cdot \dot{\boldsymbol{\beta}} = 0$. Thus, the real-space trajectory of the time-crystal electron, $\mathbf{r} = \mathbf{r}_0(t)$, is necessarily curved (Fig. 1, left). Interestingly,

the curvature of the real-space trajectory $K_R = \frac{|c\boldsymbol{\beta} \times c\dot{\boldsymbol{\beta}}|}{|c\boldsymbol{\beta}|^3}$ [7] is determined by the normalized acceleration:

$$K_R = \frac{|\dot{\boldsymbol{\beta}}|}{c}, \quad (\text{curvature of the real-space trajectory}). \quad (1)$$

A larger acceleration implies a more curved trajectory, with a smaller curvature radius $R = 1/K_R$.

Note that since $\dot{\boldsymbol{\beta}} \neq 0$ the curvature cannot vanish, and hence the trajectory cannot be a straight line.

Besides the real-space trajectory, one can consider as well the trajectory of the velocity vector. Since $\boldsymbol{\beta} \cdot \boldsymbol{\beta} = 1$ the normalized velocity may be regarded as a vector in the Bloch sphere (sphere

with unit radius; see Fig. 1, right). As the velocity cannot be a constant vector, the trajectory $\boldsymbol{\beta}(t)$ in the Bloch sphere has necessarily some nonzero curvature:

$$K = \frac{|\dot{\boldsymbol{\beta}} \times \ddot{\boldsymbol{\beta}}|}{|\dot{\boldsymbol{\beta}}|^3} \neq 0, \quad (\text{curvature of the velocity trajectory}). \quad (2)$$

Thus, both the real-space and the velocity trajectories are necessarily curved.

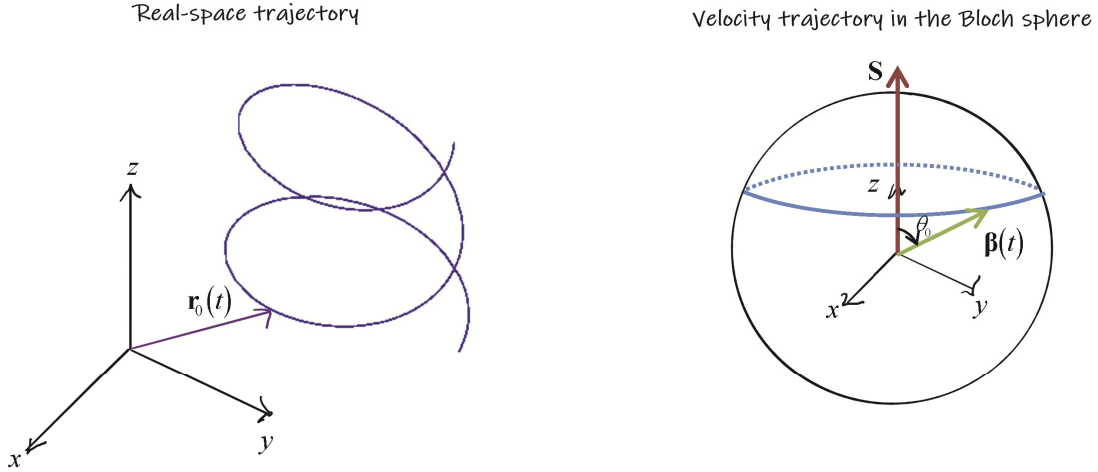


Fig. 1 Left: Sketch of the real-space trajectory $\mathbf{r}_0(t)$ of a time-crystal electron. **Right:** Sketch of the trajectory of the normalized velocity $\boldsymbol{\beta}(t)$ in the Bloch sphere. In the sketch, the trajectory in the Bloch sphere is planar (blue circle) and the spin vector \mathbf{S} is perpendicular to the plane that contains the velocity trajectory. Both the real-space and the Bloch-sphere trajectories are necessarily curved for a particle satisfying the postulates P1 and P2.

B. Energy-momentum 4-vector

Since $\boldsymbol{\beta}$ transforms as a relativistic velocity under a Lorentz boost [8, Sects. A and B], one may construct with it an energy-momentum 4-vector $(\mathcal{E}, \mathcal{P})$ in a standard way. Specifically, the momentum is related to the velocity as

$$\mathcal{P} = \frac{\mathcal{E}}{c} \boldsymbol{\beta}, \quad (3)$$

with the energy \mathcal{E} some function that may be specified arbitrarily. The energy \mathcal{E} is determined by the state of the time-crystal electron, and its exact expression will be given later. It will be shown that the energy determines the trajectory of the particle through a least action principle. Because

of the first postulate, the energy-momentum dispersion is linear, $|\mathcal{E}| = c|\mathcal{P}|$, as expected for a massless particle.

Since $(\mathcal{E}, \mathcal{P})$ is a 4-vector it transforms under a Lorentz boost as:

$$\mathcal{E}' = \gamma(\mathcal{E} - \mathcal{P} \cdot \mathbf{v}_{\text{rel}}), \quad \mathcal{P}' = \Gamma \cdot \left(\mathcal{P} - \mathcal{E} \frac{\mathbf{v}_{\text{rel}}}{c^2} \right). \quad (4)$$

The primed quantities are measured in a (primed) inertial frame that moves with speed \mathbf{v}_{rel} with respect to the unprimed reference frame. In the above, $\gamma = 1/\sqrt{1 - \mathbf{v}_{\text{rel}} \cdot \mathbf{v}_{\text{rel}}/c^2}$ is the Lorentz factor and Γ is the tensor $\Gamma = (\gamma \hat{\mathbf{v}}_{\text{rel}} \otimes \hat{\mathbf{v}}_{\text{rel}} + (\mathbf{1} - \hat{\mathbf{v}}_{\text{rel}} \otimes \hat{\mathbf{v}}_{\text{rel}}))$ with $\hat{\mathbf{v}}_{\text{rel}} = \mathbf{v}_{\text{rel}}/|\mathbf{v}_{\text{rel}}|$ a unit vector. The symbol \otimes represents the tensor product of two vectors. Using $\mathcal{P} = \frac{\mathcal{E}}{c} \boldsymbol{\beta}$ one sees that in the primed reference frame the energy can be written as $\mathcal{E}' = \gamma D \mathcal{E}$ with $D = 1 - \frac{\mathbf{v}_{\text{rel}}}{c} \cdot \boldsymbol{\beta}$. This formula shows that $\text{sgn}(\mathcal{E}) = \text{sgn}(\mathcal{E}')$, i.e., the sign of the energy is frame independent.

It is shown in the supplementary information [8, Sect. B] that the acceleration of a massless particle transforms under a Lorentz boost as:

$$|\dot{\boldsymbol{\beta}}'| = \frac{1}{\gamma^2} \frac{1}{D^2} |\dot{\boldsymbol{\beta}}|, \quad (5)$$

Hence, combining $\mathcal{E}' = \gamma D \mathcal{E}$ with the above formula one finds that for a massless particle

$$\mathcal{E}' |\dot{\boldsymbol{\beta}}'|^{1/2} = |\dot{\boldsymbol{\beta}}|^{1/2} \mathcal{E}, \quad (6)$$

i.e., $|\dot{\boldsymbol{\beta}}|^{1/2} \mathcal{E}$ is a Lorentz scalar and thereby has the same value in any inertial frame at corresponding spacetime points.

C. Spin 4-vector

Consider now a Frenet-Serret frame $\hat{\mathbf{t}}, \hat{\mathbf{n}}, \hat{\mathbf{b}}$ associated with the *velocity trajectory*, formed by tangent, normal and binormal vectors, respectively [7]. The Frenet-Serret frame is well defined because the velocity trajectory in the Bloch sphere cannot be a straight line ($K \neq 0$). From

standard differential geometry, it is possible to write the Frenet-Serret basis explicitly as $\hat{\mathbf{t}} = \dot{\boldsymbol{\beta}}/|\dot{\boldsymbol{\beta}}|$, $\hat{\mathbf{b}} = \dot{\boldsymbol{\beta}} \times \ddot{\boldsymbol{\beta}}/|\dot{\boldsymbol{\beta}} \times \ddot{\boldsymbol{\beta}}|$ and $\hat{\mathbf{n}} = \hat{\mathbf{b}} \times \hat{\mathbf{t}}$. The dots represent time derivatives.

In the supplementary information [8, Sect. C], it is shown that the acceleration can be expressed as:

$$\dot{\boldsymbol{\beta}} = \Omega_s \mathbf{S} \times \boldsymbol{\beta}, \quad (7)$$

where Ω_s is a scalar function and \mathbf{S} is a vector parallel to the binormal of the velocity trajectory.

It is convenient to pick \mathbf{S} equal to:

$$\mathbf{S} = \frac{1}{|\dot{\boldsymbol{\beta}}|^3} (\dot{\boldsymbol{\beta}} \times \ddot{\boldsymbol{\beta}}). \quad (8)$$

The vector \mathbf{S} will be referred to as the *spin vector*. Quite remarkably (see [8, Sect. B]), for a massless particle, $(\mathbf{S} \cdot \boldsymbol{\beta}, \mathbf{S})$ transforms as a 4-vector under a Lorentz transformation, such that:

$$\mathbf{S}' = \Gamma \cdot \left(\mathbf{S} - \frac{\mathbf{v}_{\text{rel}}}{c} \boldsymbol{\beta} \cdot \mathbf{S} \right), \quad \boldsymbol{\beta}' \cdot \mathbf{S}' = \gamma \left(\boldsymbol{\beta} \cdot \mathbf{S} - \mathbf{S} \cdot \frac{\mathbf{v}_{\text{rel}}}{c} \right). \quad (9)$$

The tensor Γ is defined as in Sect. II.B. Thus, the binormal of the velocity trajectory (apart from a scaling factor) is the space component of a 4-vector. To my best knowledge, this result was not previously reported in the literature. The Lorentz scalar associated with the 4-vector is [8, Sect. B]:

$$\mathbf{S} \cdot \mathbf{S} - (\mathbf{S} \cdot \boldsymbol{\beta})^2 = |\mathbf{S} \times \boldsymbol{\beta}|^2 = 1. \quad (10)$$

The spin 4-vector has no dimensions and determines the axis of rotation of the velocity in the Bloch sphere (see Fig. 1, right). Evidently, $\dot{\boldsymbol{\beta}} \cdot \mathbf{S} = 0$ at any time instant.

Furthermore, combining Eqs. (7) and (8), one sees that $\Omega_s = |\dot{\boldsymbol{\beta}}|$, and hence Ω_s is necessarily a strictly positive function. The parameter Ω_s will be referred to as the “spin” angular frequency, as it links the speed of the particle (c) with the radius of the curvature ($R = 1/K_R$) of the real

space trajectory: $c=\Omega_s R$ [Eq. (1)]. The spin frequency is exactly the (normalized) acceleration amplitude ($\Omega_s = |\dot{\boldsymbol{\beta}}|$).

Equation (7) determines the dynamical law for $\boldsymbol{\beta}$. Thereby, the variation in time of the velocity is controlled by the spin vector and by the spin frequency Ω_s . It should be noted that Eq. (7) with $\Omega_s = |\dot{\boldsymbol{\beta}}|$ is manifestly Lorentz covariant, because the previous derivation holds true in any inertial frame due to the properties of the spin 4-vector.

From Eq. (2), the amplitude of the space component of the spin 4-vector gives precisely the curvature of the trajectory of the normalized velocity in the Bloch sphere:

$$K = |\mathbf{S}|. \quad (11)$$

For example, if the velocity trajectory lies in some circle in the Bloch sphere, the curvature K is minimal ($|\mathbf{S}|=1$) for a great circle and is larger for smaller circles. In particular, the spin vector amplitude is minimal ($|\mathbf{S}|=1$) when \mathbf{S} is perpendicular to the velocity.

On the other hand, the time component of the 4-vector, determines the angle θ between the spin vector and the normalized velocity in the Bloch sphere ($\frac{\mathbf{S}}{|\mathbf{S}|} \cdot \boldsymbol{\beta} = \cos \theta$; see Fig. 1, right, with $\theta = \theta_0 = \text{const.}$):

$$\mathbf{S} \cdot \boldsymbol{\beta} = K \cos \theta. \quad (12)$$

The time component of the 4-vector may also related to the torsion and curvature [Eq. (1)] of the real-space trajectory $\mathbf{r} = \mathbf{r}_0(t)$. The torsion of the real space trajectory is [7]:

$$\tau_R = \frac{\dot{\mathbf{r}}_0 \cdot (\ddot{\mathbf{r}}_0 \times \ddot{\mathbf{r}}_0)}{|\dot{\mathbf{r}}_0 \times \ddot{\mathbf{r}}_0|^2} = \frac{1}{c} \frac{\boldsymbol{\beta} \cdot (\dot{\boldsymbol{\beta}} \times \ddot{\boldsymbol{\beta}})}{|\dot{\boldsymbol{\beta}}|^2}. \quad (13)$$

Using Eqs. (1) and (8) it follows that the time component of the spin 4-vector is the ratio between the torsion and curvature of the real-space trajectory:

$$\mathbf{S} \cdot \boldsymbol{\beta} = \frac{\tau_R}{K_R}. \quad (14)$$

In particular, the real-space trajectory can be contained on a plane ($\tau_R = 0$) if and only if the time-component of the spin 4-vector vanishes.

D. Integration of the equations of motion

In order to have some insight of the dynamics of a time-crystal electron, one may integrate formally $\dot{\boldsymbol{\beta}} = \Omega_s \mathbf{S} \times \boldsymbol{\beta}$ [Eq. (7)], regarding for now the spin angular frequency and \mathbf{S} as known functions of time. This gives:

$$\boldsymbol{\beta}(t = t_N) = e^{dt \Omega_s(t_{N-1}) \mathbf{S}(t_{N-1}) \times \mathbf{1}} \dots e^{dt \Omega_s(t_1) \mathbf{S}(t_1) \times \mathbf{1}} e^{dt \Omega_s(t_0) \mathbf{S}(t_0) \times \mathbf{1}} \boldsymbol{\beta}(t_0), \quad (15)$$

where it is implicit that t_0, t_1, \dots, t_N are time instants separated by an infinitesimal amount dt . Clearly, the velocity dynamics is ruled by a sequence of infinitesimal rotations about the spin vector with instantaneous rotation frequency $\omega_s = \Omega_s |\mathbf{S}|$.

Let us focus on the particular case of a planar trajectory in real-space, for which the spin vector is necessarily a vector perpendicular to the plane of motion with $|\mathbf{S}| = 1$. In this case, it is possible to write:

$$\boldsymbol{\beta}(t) = e^{\varphi(t) \mathbf{S} \times \mathbf{1}} \boldsymbol{\beta}(t_0), \quad \varphi(t) = \int_{t_0}^t \Omega_s(t') dt'. \quad (16)$$

As seen, $\boldsymbol{\beta}(t)$ differs from the initial velocity $\boldsymbol{\beta}(t_0)$ by a rotation of $\varphi(t)$ about the spin axis. For example, if the motion is confined to the xoy plane ($\hat{\mathbf{S}} = \hat{\mathbf{z}}$) the normalized velocity can be written explicitly as $\boldsymbol{\beta}(t) = (\cos(\varphi_0 + \varphi(t)), \sin(\varphi_0 + \varphi(t)), 0)$. Interestingly, for a planar motion $\boldsymbol{\beta}(t)$ can be identified with a complex number ($\boldsymbol{\beta}(t) \sim e^{i\varphi(t)} e^{i\varphi_0}$) and the rotation operator $e^{\varphi(t) \mathbf{S} \times \mathbf{1}}$ with a multiplication by $e^{i\varphi(t)}$; this analogy will be used later in the article.

Suppose now that Ω_s is approximately constant in the time interval of interest. Then, the real-space trajectory corresponds to a circumference with radius c/Ω_s (for simplicity, the origin is taken as the center of the trajectory; $t_0 = 0$ and $\varphi_0 = \pi/2$):

$$\mathbf{r}_0(t) = \frac{c}{\Omega_s} (\cos(\Omega_s t), \sin(\Omega_s t), 0). \quad (17)$$

Remarkably, notwithstanding the massless particle moves with speed c , there is *no net translational motion* in the considered reference frame: the particle merely rotates around the spin vector with the angular velocity Ω_s . Both the position vector $\mathbf{r}_0(t)$ and the velocity $\boldsymbol{\beta}(t)$ whirl around the same axis (parallel to the spin vector). Curiously, the spinning motion determines some sort of “internal clock” that determines the periodicity in time of the electron state.

E. Spin angular momentum

The results of the previous subsection suggest that the spin vector is associated with an intrinsic spin angular momentum. In fact, due to the postulate P2 the electron trajectory is necessarily curved. Let us show that there is a conservation law associated with the spinning motion.

Specifically, from $\frac{d}{dt}(\mathbf{r}_0 \cdot \boldsymbol{\beta}) = \mathbf{r}_0 \cdot \dot{\boldsymbol{\beta}} + c\boldsymbol{\beta} \cdot \boldsymbol{\beta}$ and Eq. (7), it readily follows that

$\frac{d}{dt} \left(\mathbf{r}_0 \cdot \frac{\boldsymbol{\beta}}{c} \right) + \mathbf{S} \cdot \left(\mathbf{r}_0 \times \frac{\Omega_s \boldsymbol{\beta}}{c} \right) = 1$. This means that the scalar function

$$\mathcal{L}_{\text{spin}} \equiv \frac{d}{dt} \left(\mathbf{r}_0 \cdot \frac{\hbar \boldsymbol{\beta}}{c} \right) + \mathbf{S} \cdot \left(\mathbf{r}_0 \times \frac{\hbar \Omega_s \boldsymbol{\beta}}{c} \right) \quad (18)$$

is a constant of motion: $\mathcal{L}_{\text{spin}} = \hbar$. Here, \hbar is the reduced Planck constant, which is inserted into the equation to give $\mathcal{L}_{\text{spin}}$ unities of angular momentum. I will refer to $\mathcal{L}_{\text{spin}}$ as the “spin angular momentum”. Evidently, it transforms as a Lorentz scalar. The second term of $\mathcal{L}_{\text{spin}}$ is proportional

to the projection of the usual angular momentum $\mathbf{r}_0 \times \mathcal{P}$ on the spin vector. The link between the two quantities is further discussed in Sect. III.A.

Let us now consider closed orbits, i.e., trajectories that in some particular inertial frame are periodic in time. Integrating both sides of Eq. (18) over a full orbit it is found that the expectation of the second term of $\mathcal{L}_{\text{spin}}$ is:

$$\langle \mathcal{L}_{\text{spin}} \rangle \equiv \left\langle \frac{\hbar \Omega_s}{\mathcal{E}} \mathbf{S} \cdot (\mathbf{r}_0 \times \mathcal{P}) \right\rangle = \hbar \quad (19)$$

Here, $\langle \dots \rangle$ represents the time-average over a closed orbit. Thus, the time-averaged projection of the angular momentum $\mathbf{r}_0 \times \mathcal{P}$ on the vector $\frac{\hbar \Omega_s}{\mathcal{E}} \mathbf{S}$ is a constant. It is underscored that Eq. (19) holds true independent of the origin of space and in a frame where the orbit is stationary. The result is independent of the specific variation in time of Ω_s and \mathbf{S} . For a spin $\frac{1}{2}$ quantum particle, the spin angular momentum expectation is $|\mathcal{L}_{\text{spin}}| = \hbar \sqrt{3} / 2$. The definition (18) of $\mathcal{L}_{\text{spin}}$ could be adjusted to match the value predicted by quantum mechanics, but that is not too meaningful. The reasons are discussed in the end of Sect. VI.

III.Center of mass frame

For a massive particle one can always find an inertial co-moving frame where the particle is instantaneously at rest. Evidently, such a concept cannot be directly applied to a relativistic massless particle as the particle speed is equal to c for any inertial observer.

Nevertheless, as a massless particle with nonzero acceleration follows a curved trajectory, one may wonder if there is some special inertial reference frame (which may vary with time) wherein the particle follows to a good approximation a circular-type planar trajectory, with no net translational motion in space, analogous to the example worked out in the end of Sect. II.D. In what follows, I show that such a frame does indeed exist. It will be referred to as the “center of mass frame” or “co-moving frame”, similar to the standard “rest frame” of massive particles. The

velocity of the center of mass frame (normalized to the speed of light) in a generic (e.g., laboratory) frame is denoted by $\mathcal{V}(t)$.

A. Definition and main properties

For a given spacetime point, the center of mass frame is defined as the unique inertial frame (primed coordinates) wherein the following conditions are satisfied:

$$\boldsymbol{\beta}' \cdot \mathbf{S}' = 0, \quad |\dot{\boldsymbol{\beta}}'| = \frac{|\mathcal{E}'|}{\hbar}, \quad \boldsymbol{\beta}' \cdot \frac{d\mathcal{V}'}{dt'} = 0. \quad (20)$$

In the above \mathcal{V}' represents the center of mass velocity measured in the primed inertial reference frame. By definition, the velocity \mathcal{V}' vanishes at the spacetime point where the primed frame is coincident with the center of mass frame. Evidently, the center of mass frame typically changes with time and due to this reason $d\mathcal{V}'/dt'$ does not need to vanish at the same spacetime point. The motivation for the above construction is explained next.

The first condition, $\boldsymbol{\beta}' \cdot \mathbf{S}' = 0$, ensures that in the center of mass frame the torsion of the real-space trajectory vanishes, so that the motion is approximately planar and is contained in a plane perpendicular to the spin vector \mathbf{S}' , similar to a circular-type orbit. The second condition, establishes that the spin frequency ($\Omega'_s = |\dot{\boldsymbol{\beta}}'|$) is controlled by the energy in the center of mass frame. This constraint is reminiscent of the quantum mechanical relation $\mathcal{E} = \hbar\omega$ with $\omega \sim \Omega'_s$. In

particular, it implies that in the center of mass frame the spin angular momentum term

$$\mathbf{S}' \cdot \left(\mathbf{r}'_0 \times \frac{\hbar \Omega'_s \boldsymbol{\beta}'}{c} \right) \text{ [see Eq. (18)] is precisely coincident with } \mathbf{S}' \cdot \left(\frac{\mathcal{E}'}{c} \mathbf{r}'_0 \times \boldsymbol{\beta}' \right) = \mathbf{S}' \cdot (\mathbf{r}'_0 \times \mathcal{P}'), \text{ i.e.,}$$

with the projection of the standard angular momentum on the spin vector. Finally, the third condition establishes that in the co-moving frame the center of mass acceleration must be perpendicular to the electron velocity, analogous to the electron acceleration ($\boldsymbol{\beta} \cdot \dot{\boldsymbol{\beta}} = 0$). It will be seen in section III.B that the third condition is equivalent to impose that the time derivative of the center of mass momentum transforms as a relativistic force.

It should be noted that the relation $|\dot{\boldsymbol{\beta}}'| = |\mathcal{E}'|/\hbar$ implies that the energy is the function of the electron state that determines the electron acceleration, or equivalently the curvature of the trajectory [Eq. (1)], in the center of mass frame. This property establishes the precise physical meaning of \mathcal{E} in the time-crystal model. The energy determines the frequency of the spinning motion, i.e., the frequency of the time-crystal cycle.

For completeness, it is demonstrated in the supplementary information [8, Sect. D] that for a given trajectory there is indeed a unique inertial frame wherein the conditions (20) are satisfied for each spacetime point. The proof uses the fact that $|\dot{\boldsymbol{\beta}}'|^{1/2} \mathcal{E}$ is a Lorentz scalar. The relative velocity $\boldsymbol{\mathcal{V}}$ of the center of mass frame with respect to a fixed laboratory (unprimed) frame can be written explicitly in terms of the kinematic parameters of the trajectory $(\boldsymbol{\beta}, \dot{\boldsymbol{\beta}}, \ddot{\boldsymbol{\beta}})$ and of the electron energy \mathcal{E} and its first derivative in time [8, Eq. (D11)]; since the formula is not useful for the development of the theory it is not quoted here. Crucially, it turns out that $c\boldsymbol{\mathcal{V}}$ transforms as a relativistic velocity under a Lorentz boost and is always less than c : $|\boldsymbol{\mathcal{V}}| < 1$. Thus, it is possible to associate *two* velocities with a massless particle: the velocity of the real-space trajectory $\boldsymbol{\beta}$ and the velocity of the center of mass $\boldsymbol{\mathcal{V}}$. Evidently, the center of mass frame changes continuously with time, and thereby $\boldsymbol{\mathcal{V}}$ is generally a function of time that depends on the particular trajectory of the massless particle.

The energy and the acceleration in a generic (laboratory) frame are related as

$$\Omega_s = |\dot{\boldsymbol{\beta}}'| = \frac{|\mathcal{E}|}{\hbar} \left[\frac{1 - \boldsymbol{\mathcal{V}} \cdot \boldsymbol{\beta}}{(1 - \boldsymbol{\mathcal{V}} \cdot \boldsymbol{\mathcal{V}})^{1/2}} \right]^3. \quad (21)$$

The above result is a consequence of $|\dot{\boldsymbol{\beta}}'| = |\mathcal{E}'|/\hbar$ and of the relations $\mathcal{E}' = \gamma D\mathcal{E}$ and $|\dot{\boldsymbol{\beta}}'| = \frac{1}{\gamma^2} \frac{1}{D^2} |\dot{\boldsymbol{\beta}}|$

(see Sect. II.B).

In summary, a massless particle is characterized by a Lorentz co-variant center of mass frame defined by the conditions (20). In the center of mass frame, there is no net translational motion, only a rotation about some curvature center.

B. Center of mass energy-momentum 4-vector

The center of mass velocity \mathcal{V} transforms as a relativistic velocity under a Lorentz boost. Due to this reason, it is possible to construct another energy-momentum 4-vector associated with \mathcal{V} . Since $|\mathcal{V}| < 1$, it is logical to take the energy-momentum 4-vector $(E, \boldsymbol{\pi})$ of the form:

$$\boldsymbol{\pi} = m_e \gamma_{\mathcal{V}} c \mathcal{V}, \quad E = \gamma_{\mathcal{V}} m_e c^2. \quad (22)$$

Here, $\gamma_{\mathcal{V}} = 1/\sqrt{1-\mathcal{V}\cdot\mathcal{V}}$ is center of mass Lorentz factor and m_e is a coupling constant that will be identified with the usual rest mass of the classical particle. The center of mass velocity can be expressed in terms of the massive (center of mass) momentum $\boldsymbol{\pi}$, in the usual way:

$$\mathcal{V} = \frac{\boldsymbol{\pi}}{\sqrt{\boldsymbol{\pi}\cdot\boldsymbol{\pi} + (m_e c)^2}}. \quad (23)$$

It is underlined that $(E, \boldsymbol{\pi})$ transforms as a 4-vector simply because \mathcal{V} transforms as a relativistic velocity. The 4-vector $(E, \boldsymbol{\pi})$ is the counterpart of the classical energy-momentum 4-vector.

Hence, there are three different 4-vectors associated with the time-crystal electron: the spin 4-vector $(\mathbf{S}\cdot\boldsymbol{\beta}, \mathbf{S})$, the massless energy-momentum 4-vector $(\mathcal{E}, \mathcal{P})$, and the massive energy-momentum 4-vector $(E, \boldsymbol{\pi})$. Note that \mathcal{P} is a massless type momentum ($|\mathcal{E}|^2 - c^2|\mathcal{P}|^2 = 0$), the spin vector is a massive time-like momentum ($(\mathbf{S}\cdot\boldsymbol{\beta})^2 - \mathbf{S}\cdot\mathbf{S} = -1$), and $\boldsymbol{\pi}$ is a massive space-like momentum ($|E|^2 - c^2|\boldsymbol{\pi}|^2 = m_e^2 c^4$).

It is shown in the supplementary information [8, Sect. E] that the condition $\boldsymbol{\beta}' \cdot d\mathcal{V}'/dt' = 0$ in Eq. (20) implies that the time derivative of the kinetic momentum $d\boldsymbol{\pi}/dt$ in a generic inertial frame is constrained by:

$$(\boldsymbol{\mathcal{V}} - \boldsymbol{\beta}) \cdot \frac{d\boldsymbol{\pi}}{dt} = 0. \quad (24)$$

Moreover, it is proven that due to $\boldsymbol{\beta}' \cdot d\boldsymbol{\mathcal{V}}'/dt' = 0$ the time derivative of the kinetic momentum $d\boldsymbol{\pi}/dt$ transforms as a relativistic force under a Lorentz boost. Thus, the third constraint in the center of mass definition is essential to guarantee that $d\boldsymbol{\pi}/dt$ can be regarded as a relativistic force.

Let us denote $d\boldsymbol{\pi}/dt$ as \mathcal{F} . It is tempting to impose that \mathcal{F} is governed by the standard Lorentz force, so that $\mathcal{F} = q_e (\mathbf{E} + c\boldsymbol{\mathcal{V}} \times \mathbf{B})$ with $q_e = -e$ the elementary charge and \mathbf{E} and \mathbf{B} the electric and magnetic fields, respectively. However, this is not feasible because the force \mathcal{F} must satisfy $(\boldsymbol{\mathcal{V}} - \boldsymbol{\beta}) \cdot \mathcal{F} = 0$ at all time instants [Eq. (24)], and evidently the Lorentz force is incompatible with this requirement.

In the $\boldsymbol{\mathcal{V}} = 0$ frame, the vectors $\boldsymbol{\beta} \times \mathbf{S}$, $\boldsymbol{\beta}$, \mathbf{S} form an orthonormal right-handed basis. Thus, the force in the co-moving frame, \mathcal{F}_{co} , can always be written as a linear combination of the vectors $\boldsymbol{\beta} \times \mathbf{S}$ and \mathbf{S} : $\mathcal{F}_{\text{co}} = c_1 \boldsymbol{\beta} \times \mathbf{S} + c_2 \mathbf{S}$. The first term ($c_1 \boldsymbol{\beta} \times \mathbf{S}$) gives the force projection onto the plane of motion of the electron, and the second term ($c_2 \mathbf{S}$) determines the force along the direction perpendicular to that plane. Taking into account how the velocity and spin vector transform under a Lorentz boost one may show that the force in a generic frame is given by the following (Lorentz-covariant) expression (for convenience I use $c_1 \rightarrow L_{\text{in}}/R_C$ and $c_2 \rightarrow L_{\text{out}}/R_C$):

$$\mathcal{F} = \gamma_{\boldsymbol{\mathcal{V}}} \left[\frac{L_{\text{in}}}{R_C} (\boldsymbol{\beta} - \boldsymbol{\mathcal{V}}) \times \tilde{\mathbf{S}} + \frac{L_{\text{out}}}{R_C} (1 - \boldsymbol{\mathcal{V}} \cdot \boldsymbol{\beta}) \mathbf{S} \right], \quad (25)$$

where $\tilde{\mathbf{S}} = \mathbf{S} - \boldsymbol{\mathcal{V}}(\mathbf{S} \cdot \boldsymbol{\beta})$, $\gamma_{\boldsymbol{\mathcal{V}}} = 1/\sqrt{1 - \boldsymbol{\mathcal{V}} \cdot \boldsymbol{\mathcal{V}}}$ and by definition $R_C \equiv \frac{\hbar}{m_e c}$ is the reduced Compton wavelength (roughly 1/137 times the Bohr radius). In the above, $L_{\text{in}}, L_{\text{out}}$ are functions with units of energy that transform as Lorentz scalars, and control the in-plane and out-of-plane force

components, respectively. It will be seen in Sect. V that L_{in}, L_{out} are related to a Lagrangian function. It may be checked that \mathcal{F} given by the above formula satisfies $\mathcal{F} \cdot (\boldsymbol{\nu} - \boldsymbol{\beta}) = 0$.

The standard Lorentz force is even under a time-reversal (T) transformation and odd under a parity (P) transformation. In order that \mathcal{F} given by Eq. (25) has the same property it is necessary that L_{in} (L_{out}) is even (odd) under both the P and T transformations.

C. Dynamics of the spin vector

Next, it is shown that the dynamics of the spin vector is controlled by the center of mass acceleration. The spin vector must satisfy two purely kinematic constraints. Namely, since $(\mathbf{S} \cdot \boldsymbol{\beta}, \mathbf{S})$ is a 4-vector it is necessary that:

$$(\mathbf{S} \cdot \boldsymbol{\beta})^2 - \mathbf{S} \cdot \mathbf{S} = -1, \quad \text{and} \quad \boldsymbol{\nu} \cdot \mathbf{S} = \mathbf{S} \cdot \boldsymbol{\beta}. \quad (26)$$

The first condition is a repetition of Eq. (10), while the second condition follows from the center of mass definition ($\boldsymbol{\beta}' \cdot \mathbf{S}' = 0$) [Eq. (20)] and from Eq. (9). The time evolution of the spin vector must ensure that the constraints (26) are satisfied at any time instant.

As previously discussed, the spin vector is proportional to the binormal of the velocity trajectory, $\mathbf{S} \sim \hat{\mathbf{b}}$ [Eq. (8)]. From the Frenet-Serret formulas [7], the derivative in time of the binormal is parallel to the normal vector: $d\hat{\mathbf{b}}/dt \sim \hat{\mathbf{n}} = \hat{\mathbf{b}} \times \hat{\mathbf{t}}$. The tangent vector is proportional to the acceleration $\dot{\boldsymbol{\beta}}$ (see Sect. II.C). Hence, from Eq. (7) and $\mathbf{S} \sim \hat{\mathbf{b}}$, one sees that $d\mathbf{S}/dt$ must be a linear combination of \mathbf{S} and $\mathbf{S} \times (\mathbf{S} \times \boldsymbol{\beta})$:

$$\frac{d\mathbf{S}}{dt} = \alpha_1 \mathbf{S} + \alpha_2 (\boldsymbol{\beta} \times \mathbf{S}) \times \mathbf{S}, \quad (27)$$

where α_i are some unknown coefficients. Differentiating $(\mathbf{S} \cdot \boldsymbol{\beta})^2 - \mathbf{S} \cdot \mathbf{S} = -1$ with respect to time one gets $\frac{d\mathbf{S}}{dt} \cdot \boldsymbol{\beta} (\mathbf{S} \cdot \boldsymbol{\beta}) - \mathbf{S} \cdot \frac{d\mathbf{S}}{dt} = 0$, where it was taken into account that the acceleration is always perpendicular to the spin vector $\dot{\boldsymbol{\beta}} \cdot \mathbf{S} = 0$ [Eq. (7)]. The derived relation can be satisfied only if

$\alpha_1 + \alpha_2 \mathbf{S} \cdot \boldsymbol{\beta} = 0$. Substituting $\alpha_1 = -\alpha_2 \mathbf{S} \cdot \boldsymbol{\beta}$ into Eq. (27) and simplifying one finds that $\frac{d\mathbf{S}}{dt} = \alpha \boldsymbol{\beta}$

with α some unknown coefficient. In other words, the time derivative of the spin vector must be proportional to the velocity of the massless particle.

To make further progress, I differentiate the second kinematic constraint, $\boldsymbol{\nu} \cdot \mathbf{S} = \mathbf{S} \cdot \boldsymbol{\beta}$, with respect to time. This yields the relation $\frac{d\mathbf{S}}{dt} \cdot (\boldsymbol{\beta} - \boldsymbol{\nu}) = \frac{d\boldsymbol{\nu}}{dt} \cdot \mathbf{S}$. Using now $\frac{d\mathbf{S}}{dt} = \alpha \boldsymbol{\beta}$ in the previous formula, one finds that $\alpha(1 - \boldsymbol{\beta} \cdot \boldsymbol{\nu}) = \frac{d\boldsymbol{\nu}}{dt} \cdot \mathbf{S}$, so that

$$\frac{d\mathbf{S}}{dt} = \frac{\frac{d\boldsymbol{\nu}}{dt} \cdot \mathbf{S}}{(1 - \boldsymbol{\beta} \cdot \boldsymbol{\nu})} \boldsymbol{\beta}. \quad (28)$$

An immediate consequence of Eq. (28) is that the spin vector is conserved when the center of mass velocity is constant, or more generally when $\mathbf{S} \cdot d\boldsymbol{\nu}/dt = 0$, e.g., for planar trajectories.

Moreover, using Eq. (23) it can be readily shown that $\frac{d\boldsymbol{\nu}}{dt} = \frac{1}{m_e c \gamma_{\boldsymbol{\nu}}} (\mathbf{1} - \boldsymbol{\nu} \otimes \boldsymbol{\nu}) \cdot \frac{d\boldsymbol{\pi}}{dt}$.

Substituting this formula and Eq. (25) into Eq. (28), one finds with the help of (26) the remarkably simple result

$$\frac{d\mathbf{S}}{dt} = \frac{L_{\text{out}}}{\hbar} \boldsymbol{\beta}. \quad (29)$$

Hence, the dynamics of the spin vector is fully determined by the time derivative of the center of mass velocity, or equivalently by the Lorentz scalar L_{out} . The derived law is purely kinematic and applies to any inertial frame, and thereby it is Lorentz covariant. Furthermore, it can be checked that similar to $d\boldsymbol{\pi}/dt$ the time derivative of the spin vector transforms as a relativistic force under a Lorentz boost.

To conclude, I note that from $\dot{\boldsymbol{\beta}} = \Omega_s \mathbf{S} \times \boldsymbol{\beta}$ [Eq. (7)] it follows that:

$$\begin{aligned}
\dot{\boldsymbol{\beta}} \times \ddot{\boldsymbol{\beta}} &= (\Omega_s \mathbf{S} \times \boldsymbol{\beta}) \times \left[\Omega_s \mathbf{S} \times \dot{\boldsymbol{\beta}} + \Omega_s \dot{\mathbf{S}} \times \boldsymbol{\beta} + \frac{d\Omega_s}{dt} \mathbf{S} \times \boldsymbol{\beta} \right] \\
&= \Omega_s^2 (\mathbf{S} \times \boldsymbol{\beta}) \times (\mathbf{S} \times \dot{\boldsymbol{\beta}}) = \Omega_s |\dot{\boldsymbol{\beta}}|^2 \mathbf{S}
\end{aligned} \tag{30}$$

where $\frac{d\mathbf{S}}{dt} \sim \boldsymbol{\beta}$ [Eq. (28)] was used in the second identity. This confirms that Eq. (28) really describes the spin vector given by Eq. (8), i.e., \mathbf{S} is indeed proportional to the binormal of the velocity trajectory in the Bloch sphere.

IV. “Pilot-wave” mechanical model

A. Mass as an emergent property

As seen in Sect. III, it is possible to assign a center of mass velocity $\boldsymbol{\mathcal{V}} = \boldsymbol{\mathcal{V}}(t)$ to a massless particle satisfying the postulates P1 and P2, as well as a massive energy-momentum 4-vector $(E, \boldsymbol{\pi})$, with $d\boldsymbol{\pi}/dt$ transforming as a force. Thus, the next logical step is to integrate the velocity $\boldsymbol{\mathcal{V}}(t)$, and in this manner obtain a center of mass trajectory $\mathbf{r}_{\text{CM}} = \mathbf{r}_{\text{CM}}(t)$. Evidently, the integration of $\boldsymbol{\mathcal{V}}(t)$ is defined up to an arbitrary integration constant. However, here I want to attribute some actual physical reality to the “center of mass” that removes such arbitrariness. In fact, the postulates P1 and P2 lead naturally to the idea that the time-crystal electron is formed by two components: the massless component described by $\mathbf{r}_0 = \mathbf{r}_0(t)$, and the center of mass described by $\mathbf{r}_{\text{CM}} = \mathbf{r}_{\text{CM}}(t)$. The two components are not different particles, but rather different aspects of the same physical object: the time-crystal electron.

There is a difficulty: the equation $\frac{d\mathbf{r}_{\text{CM}}}{dt}(t) = c\boldsymbol{\mathcal{V}}(t)$ is not Lorentz covariant. Furthermore, since $\boldsymbol{\mathcal{V}}(t)$ is a vector determined by the parameters of the trajectory $\mathbf{r}_0 = \mathbf{r}_0(t)$, an equation of the type $\frac{d\mathbf{r}_{\text{CM}}}{dt}(t) = c\boldsymbol{\mathcal{V}}(t)$ would imply that a change in trajectory $\mathbf{r}_0 = \mathbf{r}_0(t)$ would affect instantaneously the \mathbf{r}_{CM} trajectory. This would require a superluminal mechanism.

Thus, to construct a Lorentz covariant theory one must proceed more carefully. The simplest solution is to impose that [8, Sect. G]:

$$\frac{d\mathbf{r}_{\text{CM}}}{dt}(t) = c\mathcal{V}(t_d), \quad \text{with} \quad t = t_d + \frac{1}{c}|\mathbf{r}_{\text{CM}}(t) - \mathbf{r}_0(t_d)|. \quad (31)$$

In this manner, $\mathcal{V}_{\text{CM}} \equiv d\mathbf{r}_{\text{CM}}/dt$ is determined by a time-delayed version of the velocity of the electron center of mass. Note that $t > t_d$ and thereby the above equation is causal.

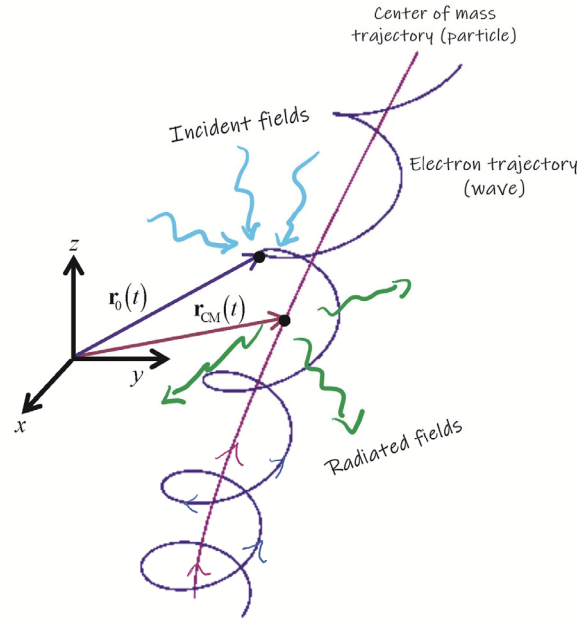


Fig. 2 Sketch of the trajectories of the two components of a time-crystal electron: the wave-component $\mathbf{r}_0(t)$ (helical-type path in blue) and the particle-component $\mathbf{r}_{\text{CM}}(t)$ (center of mass trajectory, in purple). The time-crystal electron interacts with incident (e.g., external) fields through the wave-component $\mathbf{r}_0(t)$. The field radiated by the electron emerges from the center of mass position. Since the incoming and outgoing waves are coupled to different trajectories, the self-field interactions do not lead to any type of singularities.

With the previous step one has come full circle: starting from a massless electron, one arrives naturally to the conclusion that the particle must have as well a massive component, consistent with classical theory! From this point of view, the mass of the electron is an emergent property. Different from classical physics, the time-crystal electron also has spin and a “massless” energy-momentum 4-vector $(\mathcal{E}, \mathcal{P})$. Moreover, rather peculiarly, a single electron is characterized by *two*

space trajectories [Fig. 2]. As further discussed in the next sub-section, this property leads to some sort of particle-wave duality.

It should be noted that because of the time delay, the velocity \mathcal{V}_{CM} is typically nonzero in the “center of mass frame”, i.e., $\mathcal{V}_{\text{CM}}(t) \neq 0$ in the inertial frame wherein $\mathcal{V}(t) = 0$. In other words, the frame instantaneously co-moving with the \mathbf{r}_{CM} -trajectory should not be confused with the “center of mass frame” of the \mathbf{r}_0 -trajectory introduced earlier. The energy-momentum 4-vector associated with the \mathbf{r}_{CM} -trajectory is further discussed in the supplementary information [8, Sect. F].

B. Pilot-wave analogy

The two-component mechanical model for the electron is reminiscent of the pilot-wave theory for quantum particles first proposed by L. de Broglie and later rediscovered by D. Bohm [2-3]. The de Broglie-Bohm theory relies on the idea that a quantum particle consists of a “point particle” that is guided by an associated “matter wave” (the pilot wave). The particle follows a trajectory controlled by the pilot wave. Different from the most common (Copenhagen) interpretation of quantum mechanics, the de Broglie–Bohm theory is deterministic as it enables a precise and continuous description of all physical processes, independent of the observer and of the measurement process.

Curiously, in the same manner as the pilot wave guides the particle in the de Broglie–Bohm framework, in the model introduced here the massless component of the electron governs the trajectory \mathbf{r}_{CM} through Eq. (31). In fact, the velocity \mathcal{V} is completely determined by the trajectory \mathbf{r}_0 and by the energy \mathcal{E} [8, Eq. (D11)], and thereby the trajectory \mathbf{r}_{CM} is fully controlled by the properties of the massless component. Due to this reason, the component associated with \mathbf{r}_{CM} will be referred to as the “particle-component” (or center-of-mass component) of the electron, whereas the component associated with \mathbf{r}_0 will be referred to as the “wave-component” (or massless

component). The wave-component whirls around the particle-component at the speed of light and effectively probes the near-by space (Fig. 2).

Moreover, analogous to de Broglie–Bohm theory, the time-crystal electron model has nonlocal features. In fact, as soon as a single particle has two components, each with its own individual trajectory, it may be influenced simultaneously by what happens at two (possibly distant) points in space. In particular, as described in Appendix A, the interaction of the time-crystal electron with the Maxwell field must be nonlocal because the incoming and outgoing electromagnetic waves need to be coupled to different components of the time-crystal electron (see Fig. 2). Specifically, the time-crystal electron is coupled to the Maxwell’s equations through the center of mass coordinates (\mathbf{r}_{CM}). Thus, the radiated fields emerge from the center of mass (Fig. 2). On the other hand, the dynamics of the electron is controlled by the generalized Lorentz force [Eq. (25)], which will depend on the electromagnetic fields evaluated at the coordinates (\mathbf{r}_0, t). Importantly, this property implies that the singular point of the emitted fields ($\mathbf{r}_{\text{CM}}, t$) is not coincident with the field point (\mathbf{r}_0, t) that controls the dynamics of the electron (see Fig. 2). Thus, quite remarkably, the time-crystal model and its nonlocal features may naturally offer a solution to the problem of infinities of the self-energy and self-force that plague both classical and quantum electrodynamics [1, 10-12].

It is worth pointing out that the Bell’s theorem states that the predictions of quantum mechanics are incompatible with any local theory of hidden variables [9]. Thereby, any deterministic model of the electron that can capture some of the weirdness of quantum physics is expected to have nonlocal features.

To conclude this sub-section, it is worth alluding to a fascinating example of a pilot-wave mechanical system of a totally different kind that was introduced and experimentally studied by Couder and Fort in Refs. [13]-[15]. The Couder-Fort system consists of a bouncing droplet (particle) that travels in a vertically vibrated membrane. The particle is guided by the “pilot-wave”

generated by its resonant interaction with the membrane. Interestingly, Couder and Fort were able to observe diffraction and interference phenomena in a “bouncing droplet” version of the double-slit experiment [13], observe the quantization of classical orbits [14], and observe a macroscopic analogue of the Zeeman splitting [15]. Even though some of their findings related to the double-slit experiment have been disputed by other researchers [16], their discoveries led to a renewed interest in hidden variable models of the quantum world [17]. It should be noted that the Fort-Couder system is non-conservative due to the continuous vibration of the membrane.

C. Drag effect

Intuitively, the center of mass (particle-component) should be “dragged” by the massless (pilot-wave) component. This suggests that the generalized Lorentz force \mathcal{F} that acts on the particle-component must be linked to the acceleration $\dot{\boldsymbol{\beta}}$ of the wave component.

In the co-moving frame, the motion of the wave-component of the time-crystal electron is confined to the plane perpendicular to the spin vector. The in-plane component of the force is

$\mathcal{F}_{\text{co,in}} = m_e c \frac{L_{\text{in}}}{\hbar} \boldsymbol{\beta} \times \mathbf{S}$ [first term of Eq. (25) with $\boldsymbol{\nu} = 0$]. It has exactly the same structure as the

acceleration: $\dot{\boldsymbol{\beta}}_{\text{co}} = -\frac{|\mathcal{E}_{\text{co}}|}{\hbar} \boldsymbol{\beta} \times \mathbf{S}$ [Eqs. (7) and (21) with $\boldsymbol{\nu} = 0$]. Motivated by this similarity, I

propose that the electron energy in the co-moving frame, \mathcal{E}_{co} , is of the form

$$\mathcal{E}_{\text{co}} = \mathcal{E}_0 - L_{\text{in}}, \quad (32)$$

where \mathcal{E}_0 is some function determined by the part of the electron self-energy independent of the electromagnetic fields ($\mathcal{E}_0 \sim m_e c^2$). It is implicit that \mathcal{E}_0 is positive and sufficiently large

($\mathcal{E}_0 \gg |L_{\text{in}}|$) so that \mathcal{E}_{co} is also positive in the energy range of interest. In these conditions, the in-

plane force becomes $\mathcal{F}_{\text{co,in}} = -m_e c \frac{\mathcal{E}_{\text{co}} - \mathcal{E}_0}{\hbar} \boldsymbol{\beta} \times \mathbf{S}$, which is the same as $\mathcal{F}_{\text{co,in}} = m_e c \frac{\mathcal{E}_0}{\hbar} \boldsymbol{\beta} \times \mathbf{S} + m_e c \dot{\boldsymbol{\beta}}$.

The second term in the right-hand side is the desired “drag-force”, as it is proportional to the massless component acceleration. The drag term ensures that any acceleration impressed on the

massless-component due to the electromagnetic fields is also impressed on the center of mass.

The role of the first term ($m_e c \frac{\mathcal{E}_0}{\hbar} \boldsymbol{\beta} \times \mathbf{S}$) is to cancel out the contribution of the self-energy \mathcal{E}_0 to

the drag force. The drag effect will be numerically illustrated in Sect. V. To conclude this section,

I note that Eqs. (21) and (32) imply that the spin frequency in a generic frame is of the form

$$\Omega_s = \frac{|\mathcal{E}_0 - L_{\text{in}}| (1 - \boldsymbol{\mathcal{V}} \cdot \boldsymbol{\beta})^2}{\hbar (1 - \boldsymbol{\mathcal{V}} \cdot \boldsymbol{\mathcal{V}})}.$$

D. Partial summary of the model

Here, I recapitulate the main results obtained so far. Starting from the postulates P1 and P2 and from the center of mass definition [Eq. (20)], it was proven that the time-crystal electron is characterized by massless (wave) and massive (particle) components, with trajectories controlled by:

$$\frac{d\mathbf{r}_0}{dt} = c\boldsymbol{\beta}, \quad \frac{d\mathbf{r}_{\text{CM}}}{dt} = c\boldsymbol{\mathcal{V}}_{\text{CM}}, \quad (33a)$$

where $\boldsymbol{\mathcal{V}}_{\text{CM}}(t) = \boldsymbol{\mathcal{V}}(t_d)$ and $t = t_d + \frac{1}{c} |\mathbf{r}_{\text{CM}}(t) - \mathbf{r}_0(t_d)|$. The center of mass definition ensures that

the trajectory in the co-moving frame is approximately planar and has a curvature controlled by the energy \mathcal{E} . In addition, it ensures that $d\boldsymbol{\pi}/dt$ and $d\mathbf{S}/dt$ transform as relativistic forces in the \mathbf{r}_0 -trajectory.

The dynamics of the velocity and spin vector of the wave-component are ruled by

$$\frac{d\boldsymbol{\beta}}{dt} = \Omega_s \mathbf{S} \times \boldsymbol{\beta}, \quad \text{with} \quad \Omega_s = \frac{|\mathcal{E}_0 - L_{\text{in}}| (1 - \boldsymbol{\mathcal{V}} \cdot \boldsymbol{\beta})^2}{\hbar (1 - \boldsymbol{\mathcal{V}} \cdot \boldsymbol{\mathcal{V}})}. \quad (33b)$$

$$\frac{d\mathbf{S}}{dt} = \frac{L_{\text{out}}}{\hbar} \boldsymbol{\beta}. \quad (33c)$$

Finally, the dynamics of the massive momentum is governed by:

$$\frac{d\boldsymbol{\pi}}{dt} = \mathcal{F} = \gamma_{\boldsymbol{\mathcal{V}}} \left[\frac{L_{\text{in}}}{R_C} (\boldsymbol{\beta} - \boldsymbol{\mathcal{V}}) \times \tilde{\mathbf{S}} + \frac{L_{\text{out}}}{R_C} (1 - \boldsymbol{\mathcal{V}} \cdot \boldsymbol{\beta}) \mathbf{S} \right]. \quad (33d)$$

The first component of the force is associated with a “drag” effect. The time evolution of the electron state is fully determined by the functions (Lorentz scalars) $L_{\text{in}}, L_{\text{out}}$ and by the self-energy $\mathcal{E}_0 \sim m_e c^2$. Explicit formulas for $L_{\text{in}}, L_{\text{out}}$ will be given in Sect. V. It will be shown that the dynamics is ruled by a generalized least action principle with $L_{\text{in}}, L_{\text{out}}$ related to the electromagnetic Lagrangian. It can be verified that the system of equations (33) is Lorentz covariant.

The functions $L_{\text{in}}, L_{\text{out}}$ depend on the external electromagnetic fields evaluated at the coordinates of the wave-component (\mathbf{r}_0, t) , and thus the force \mathcal{F} has the same property. As a consequence, the dynamics of the center of mass $(\mathbf{r}_{\text{CM}}, t)$ will be controlled by the optical field at the point (\mathbf{r}_0, t) , which results in a theory with nonlocal features. The massive momentum $\boldsymbol{\pi}$ and the center of mass velocity $\boldsymbol{\mathcal{V}}$ are related in a standard way [Eq. (23)].

There are three energy-momentum 4-vectors, $(\mathcal{E}, \mathcal{P})$, $(E, \boldsymbol{\pi})$, and $(\mathbf{S} \cdot \boldsymbol{\beta}, \mathbf{S})$, associated with the time-crystal electron. The dynamics of $\mathcal{P} = \boldsymbol{\beta} \mathcal{E} / c$ is indirectly determined by Eq. (33b) and by the fact that $\mathcal{E} = \mathcal{E}_{\text{co}} / [\gamma_{\boldsymbol{\mathcal{V}}} (1 - \boldsymbol{\mathcal{V}} \cdot \boldsymbol{\beta})]$ is a function of the electron state with $\mathcal{E}_{\text{co}} = \mathcal{E}_0 - L_{\text{in}}$.

E. Free-particle with $\mathcal{E}|_{\text{co-moving}} = \text{const.}$

Let us now analyze in detail the trajectory of a “free-particle”, i.e., by definition an electron free from any interactions ($L_{\text{in}} = 0 = L_{\text{out}}$). For a free-particle, the energy in the co-moving frame is a constant of motion: $\mathcal{E}_{\text{co}} = \mathcal{E}_0 = \text{const.}$

From Eqs. (33c) and (33d), one sees that when $L_{\text{in}} = 0 = L_{\text{out}}$ the spin vector \mathbf{S} and the massive momentum $\boldsymbol{\pi}$ are also constants of motion. Furthermore, from Eq. (23) the center-of-mass velocity is also time-invariant ($\boldsymbol{\mathcal{V}} = \text{const.}$) so that the center of mass trajectory is a straight line $(\mathbf{r}_{\text{CM}}(t) = \mathbf{r}_{\text{CM}}(0) + c\boldsymbol{\mathcal{V}}t)$.

Since $(\mathbf{S} \cdot \boldsymbol{\beta})^2 - \mathbf{S} \cdot \mathbf{S} = -1$ the result $\mathbf{S} = \text{const.}$ implies that $\mathbf{S} \cdot \boldsymbol{\beta} = \text{const.} \equiv |\mathbf{S}| \cos \theta$, with θ the angle introduced in Sect. II.C determined by the electron velocity ($\boldsymbol{\beta}$) and the spin vector in the Bloch sphere. For a free-particle $\theta = \theta_0$ is necessarily time invariant, and thereby the velocity trajectory in the Bloch sphere is constrained to be in a circle perpendicular to the spin vector (see Fig. 1). The radius of the circle is evidently $\sin \theta_0$, and its inverse gives the curvature K of the trajectory of $\boldsymbol{\beta}$ in the Bloch sphere. This result is in agreement with $K = |\mathbf{S}| = 1/\sin \theta_0$ [Eq. (11)]. Note that $\boldsymbol{\beta}$ cannot be parallel to the spin vector because this would give $|\mathbf{S}| = \infty$.

For $\theta_0 \neq 90^\circ$ there is necessarily a net motion of the time-crystal electron along the direction of the spin vector, and hence the trajectory of the particle must be unbounded in space. This property is in agreement with $\boldsymbol{\nu} \cdot \mathbf{S} = \mathbf{S} \cdot \boldsymbol{\beta}$ [Eq. (26)], which shows that for $\theta_0 \neq 90^\circ$ the center of mass velocity cannot vanish. Furthermore, for $\theta_0 \neq 90^\circ$ the trajectory of the free particle cannot be planar because it has a nontrivial torsion [Eq. (14)]. Indeed, as already noted in Sect. II.C, the trajectory may be contained in a plane ($\tau_R = 0$) only when the time component of the spin 4-vector vanishes ($\mathbf{S} \cdot \boldsymbol{\beta} = 0$), i.e., when $\theta_0 = 90^\circ$.

Even though the particle velocity whirls around \mathbf{S} , the net velocity of the time-crystal electron ($\boldsymbol{\nu}$) does not need to be parallel to \mathbf{S} . In fact, the direction of the center of mass motion depends also on the rate at which the $\boldsymbol{\beta}$ sweeps the circle $\theta = \theta_0$, which does not need to be uniform. Due to this reason, it is possible to have a net translational motion in the plane perpendicular to the spin vector towards the direction determined by the minimum of $|\dot{\boldsymbol{\beta}}|$ in the circle $\theta = \theta_0$. From Eq. (33b) the acceleration is given by,

$$|\dot{\boldsymbol{\beta}}| = \Omega_s = \Omega_0 \frac{(1 - \boldsymbol{\nu} \cdot \boldsymbol{\beta})^2}{1 - \boldsymbol{\nu} \cdot \boldsymbol{\nu}}, \quad \text{with} \quad \Omega_0 = \frac{|\mathcal{E}_0|}{\hbar}, \quad (34)$$

and in general it varies with $\boldsymbol{\beta}$.

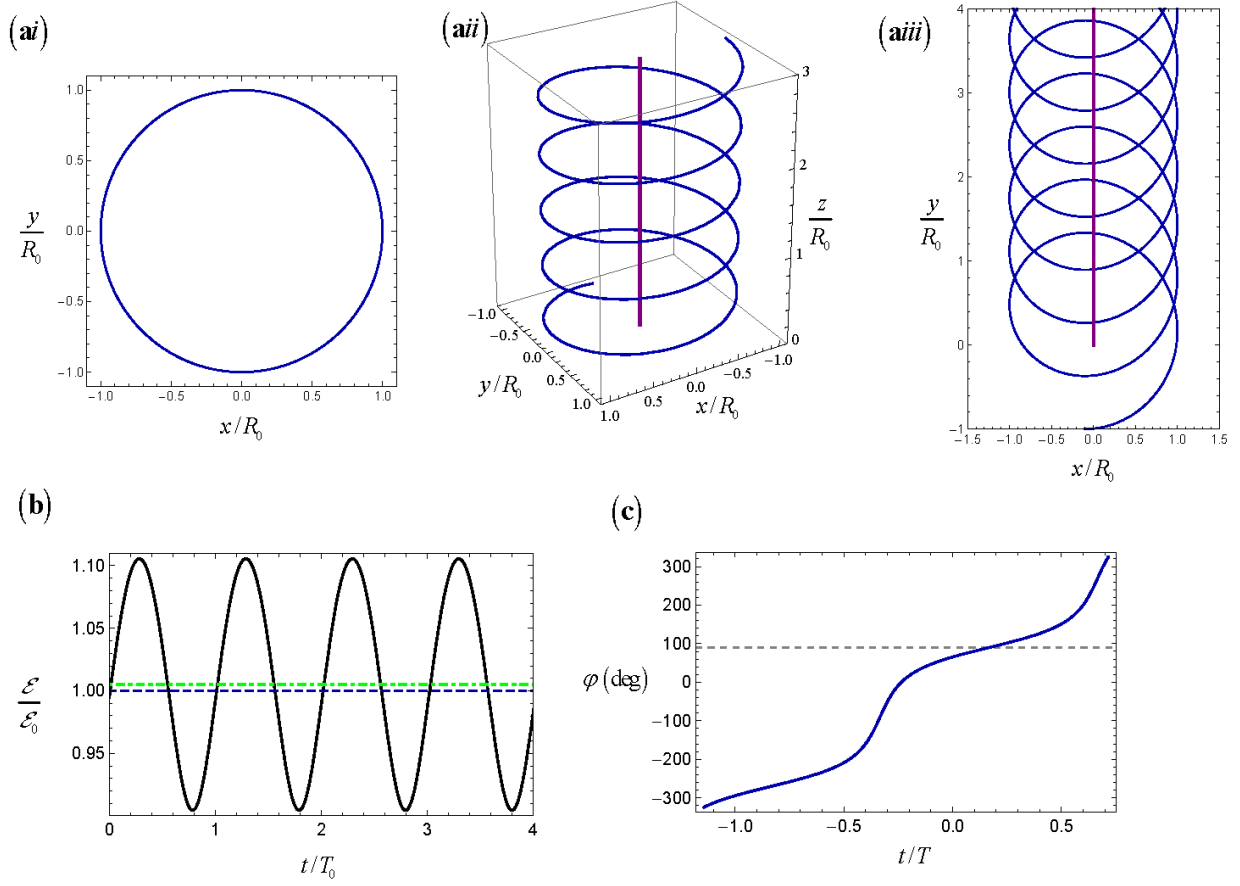


Fig. 3 (a) Free particle trajectories with $\mathcal{E}|_{\text{co-moving}} = \mathcal{E}_0 = \text{const.}$. The spin vector \mathbf{S} is directed along the $+z$ -direction. Blue lines: trajectory of the wave-component \mathbf{r}_0 . Purple lines: trajectory of the particle-component \mathbf{r}_{CM} . i) $\mathcal{V} = 0$. ii) Longitudinal motion with $\mathcal{V} = 0.1\hat{\mathbf{z}}$. iii) Transverse motion with $\mathcal{V} = 0.1\hat{\mathbf{y}}$. **(b)** Normalized electron energy \mathcal{E} for cases (ai) (blue line), (aii) (green line) and (aiii) (black line). **(c)** Representation of $\varphi(t)$ as a function of time for a transverse motion with $\mathcal{V} = 0.5\hat{\mathbf{y}} \sim 0.5i$. The angle $\varphi(t)$ varies slowly in time when \mathcal{V} and $\boldsymbol{\beta} \sim \exp(i\varphi)$ are nearly parallel, i.e., when $\varphi = 90^\circ$ (horizontal gray line).

Evidently, for a free-particle it is always possible to switch to an inertial frame coincident with the center of mass frame where $\mathcal{V} = 0$. In the center of mass frame the trajectory is planar ($\boldsymbol{\beta} \cdot \mathbf{S} = 0$) and has constant curvature, $K_R = \frac{|\dot{\boldsymbol{\beta}}|}{c} = \frac{\Omega_0}{c}$, [Eq. (20)]. The unique curve with zero torsion and constant curvature is a circle (the torsion and the curvature define unambiguously the shape of a curve apart from rotations and translations in space [7]). Thus, the trajectory of a free-electron in the co-moving frame is necessarily a circle perpendicular to the spin vector with radius

$R_0 = \frac{1}{K_R} = \frac{c}{\Omega_0}$ (see Fig. 3ai). The same conclusion can be reached by direct integration of the equations of motion [Eq. (33a) and (33b)], as already illustrated in Sect. II.D [Eq. (17)]. If $\mathcal{E}_0 = m_e c^2$ the orbit radius R_0 is coincident with the reduced Compton wavelength R_C .

Interestingly, despite the *continuous* time translation symmetry of the system, in the co-moving frame there is a *discrete* time periodicity, so that the electron configuration is repeated over time, resulting in a time crystal state [4-6]. The time period of the circular trajectory is $T_0 = 2\pi/\Omega_0$. For $\mathcal{E}_0 \sim m_e c^2$ the duration of each time-crystal cycle is as short as $T_0 \sim 5 \times 10^{-20} s$. Curiously, as the orientation of the planar orbit is arbitrary, the family of circular time-crystal states forms a continuum, with each state determined by a different spin vector. This property is reminiscent of the fact that in quantum theory the ground state of a spin $\frac{1}{2}$ particle is degenerate.

The particle trajectory in a generic inertial frame can be obtained by applying a Lorentz boost to the co-moving frame trajectory (a circle). It is however instructive to obtain an explicit expression for the trajectory by direct integration of the equations of motion for two particular cases.

In the first case (longitudinal motion), it is supposed that the center of mass velocity is aligned with the spin vector: $\mathcal{V} = \mathcal{V}\hat{z}$ with $\mathbf{S} = S\hat{z}$. In this situation, the constraint $\mathcal{V} \cdot \mathbf{S} = \mathbf{S} \cdot \boldsymbol{\beta}$ implies that $\mathcal{V} \cdot \boldsymbol{\beta} = \mathcal{V}\mathcal{V}$, so that Eq. (34) reduces to $\Omega_s = \Omega_0 \gamma_{\mathcal{V}}^{-2}$. In particular, for a longitudinal motion the frequency Ω_s (i.e., the normalized acceleration) is time-independent. Furthermore, due to Eq. (14) and $\mathcal{V} \cdot \boldsymbol{\beta} = \mathcal{V}\mathcal{V}$ the torsion of the \mathbf{r}_0 trajectory is also constant. Thus, the trajectory is necessarily a helix as this is only curve with a constant curvature ($K_R = \Omega_s / c$) and constant (nonzero) torsion.

This property can be confirmed by explicit integration of $\dot{\boldsymbol{\beta}} = \Omega_s \mathbf{S} \times \boldsymbol{\beta}$ which gives [see also Eq. (15)] $\boldsymbol{\beta}(t) = e^{(t-t_0)\omega_s \hat{z} \times 1} \cdot \boldsymbol{\beta}(t_0)$ with $\omega_s = \Omega_s S$. For example, if $\boldsymbol{\beta}(t_0) = (\sin \theta_0 \cos \varphi_0, \sin \theta_0 \sin \varphi_0, \cos \theta_0)$ with $0 \leq \theta_0 \leq \pi$, the electron velocity is given by:

$$\boldsymbol{\beta}(t) = (\sin \theta_0 \cos(\omega_s(t-t_0) + \varphi_0), \sin \theta_0 \sin(\omega_s(t-t_0) + \varphi_0), \cos \theta_0). \quad (35)$$

with $|S|=1/\sin \theta_0$. The corresponding \mathbf{r}_0 is easily found by explicit integration and evidently determines a helix with symmetry axis along z (Fig. 3aii). The parameter θ_0 has the same geometrical meaning as discussed previously, and is controlled by the center of mass velocity. In fact, from $\boldsymbol{\nu} \cdot \boldsymbol{\beta} = \boldsymbol{\nu} \cdot \boldsymbol{\nu}$ one sees that $\nu = \cos \theta_0$ and that the amplitude of the spin vector is $|S|=1/\sin \theta_0 = \gamma_\nu$. Moreover, using $\boldsymbol{\nu} \cdot \boldsymbol{\beta} = \boldsymbol{\nu} \cdot \boldsymbol{\nu}$ in $\mathcal{E}_0 = \gamma_\nu(1 - \boldsymbol{\nu} \cdot \boldsymbol{\beta})\mathcal{E}$ one finds that for a longitudinal trajectory $\mathcal{E} = \gamma_\nu \mathcal{E}_0$ is a constant of motion (see the green dashed line in Fig. 3b).

In the second example, it is supposed that the center of mass velocity is perpendicular to the spin vector (transverse motion, with $\theta_0 = 90^\circ$), so that $\boldsymbol{\nu} = \nu \hat{\mathbf{y}}$ with $\mathbf{S} = \hat{\mathbf{z}}$. Since the trajectory is planar it is possible to identify the velocity $\boldsymbol{\beta}$ with a complex number:

$\boldsymbol{\beta}(t) = (\cos \varphi(t), \sin \varphi(t), 0) \sim e^{i\varphi(t)}$. Then, the equation $\dot{\boldsymbol{\beta}} = \Omega_s \mathbf{S} \times \boldsymbol{\beta}$ with $\mathbf{S} = \hat{\mathbf{z}}$ reduces to $\dot{\boldsymbol{\beta}} = i\Omega_s \boldsymbol{\beta}$

or equivalently to $\dot{\varphi} = \Omega_0 \frac{(1 - \nu \sin \varphi)^2}{1 - \nu^2}$ where Eq. (34) was used to evaluate Ω_s . This equation

can be easily integrated yielding:

$$-\nu \frac{\cos(\varphi)}{1 - \nu \sin(\varphi)} + 2\gamma_\nu \arctan\left(\gamma_\nu \left(\tan\left(\frac{\varphi}{2}\right) - \nu\right)\right) = \Omega_0 t. \quad (36)$$

The function $\varphi = \varphi(t)$ defined implicitly by the above equation is of the form $\varphi(t) = \varphi_p(t) + \frac{2\pi}{T}t$,

where $\varphi_p(t)$ is a periodic function with period T determined by the jump discontinuity of the

arctan function, $2\gamma_\nu \times \pi = \Omega_0 T$, i.e., $T = \gamma_\nu 2\pi / \Omega_0$. In each time interval with duration T the

angle φ increases by 2π and consequently $\boldsymbol{\beta}(t) \sim e^{i\varphi(t)}$ sweeps a full circle in the Bloch sphere.

As illustrated in Fig. 3c, the angle $\varphi(t)$ (modulus 2π) spends most of the oscillation period near

$\varphi = \pi/2$, which corresponds to the y -axis. This confirms that the velocity vector sweeps the circle

$\theta_0 = 90^\circ$ in the Bloch sphere at a varying ‘‘speed’’, and justifies why there is a net translation of

the particle towards the +y-direction (see Fig. 3a_{iii}). Different from the first example, neither the acceleration Ω_s nor the energy \mathcal{E} are constants of motion for a transverse trajectory (see the black line in Fig. 3b). This is not surprising: in the co-moving frame the energy \mathcal{E} is a constant but the corresponding momentum $\mathcal{P} = \frac{\mathcal{E}}{c}\boldsymbol{\beta}$ varies in time. Thus, in most inertial frames (the example 1 is the exception) both the energy and the momentum of the free-electron vary in time. This property is a consequence that the dynamical equations are not obtained from a Hamiltonian.

The time average of $\boldsymbol{\beta}(t) \sim e^{i\varphi(t)}$ in one cycle can be computed explicitly using

$$\frac{1}{T} \int_0^T \boldsymbol{\beta}(t) dt = \frac{\Omega_0}{2\pi\gamma_{\mathcal{V}}} \int_{-\pi}^{\pi} e^{i\varphi} \frac{1}{\dot{\varphi}} d\varphi. \text{ Substituting } \dot{\varphi} = \Omega_0 \frac{(1 - \mathcal{V} \sin \varphi)^2}{1 - \mathcal{V}^2} \text{ in the integral, one can show that}$$

$$\frac{1}{T} \int_0^T \boldsymbol{\beta}(t) dt = i\mathcal{V} \rightarrow \boldsymbol{\mathcal{V}}. \text{ In other words, the time averaged } \boldsymbol{\beta}(t) \text{ is exactly coincident with the center}$$

of mass velocity:

$$\langle \boldsymbol{\beta} \rangle = \boldsymbol{\mathcal{V}}. \quad (37)$$

The brackets $\langle \dots \rangle$ stand for the operation of time averaging. Using the same ideas it is possible to evaluate the time average of the tensor $\boldsymbol{\beta} \otimes \boldsymbol{\beta}$. It is found that up to terms that are of order two in the center of mass velocity one has (with $\mathbf{S} = \hat{\mathbf{z}}$ the direction of the spin vector):

$$\langle \boldsymbol{\beta} \otimes \boldsymbol{\beta} \rangle \approx \frac{1}{2}(\mathbf{1} - \mathbf{S} \otimes \mathbf{S}) + o(\mathcal{V}^2). \quad (38)$$

V. Dynamical Least Action Principle

The most fundamental description of the dynamics of physical systems is based on an ‘‘action integral’’. The time evolution of the system state is such that it corresponds to a stationary point (typically a minimum) of the ‘‘action’’. Next, I show that the time evolution of the time-crystal electron is determined by an action integral and by a dynamical least action principle.

A. Action

To begin with, I consider some generic planar orbit of the time-crystal electron. In this case, the trajectory of $\boldsymbol{\beta}$ in the Bloch-sphere is contained in the great circle perpendicular to the spin vector. As discussed in Sect. II.D, the trajectory of $\boldsymbol{\beta}$ in this great circle can be identified with a complex number $\boldsymbol{\beta} \sim e^{i\varphi}$. Combining Eqs. (16) and (33b), one can write $\boldsymbol{\beta} \sim e^{i\frac{\mathcal{S}}{\hbar}}$, where \mathcal{S} is by definition the ‘‘action-integral’’:

$$\mathcal{S}(t_0, t) = \int_{t_0}^t dt' \mathcal{E}_{\text{co}} \frac{(1 - \boldsymbol{\mathcal{V}} \cdot \boldsymbol{\beta})^2}{1 - \boldsymbol{\mathcal{V}} \cdot \boldsymbol{\mathcal{V}}}, \quad (39)$$

where $\mathcal{E}_{\text{co}} = \mathcal{E}_0 - L_{\text{in}}$ is the energy evaluated at the instantaneously co-moving frame. It is supposed without loss of generality that the sign of \mathcal{E}_{co} is time independent and positive. The initial and final time instants are t_0 and t , respectively.

Suppose first that \mathcal{E}_{co} is a constant, e.g., $\mathcal{E}_{\text{co}} = \mathcal{E}_0 \sim m_e c^2$ with $L_{\text{in}} = 0$. Then, the integrand of the action integral is minimized when $\boldsymbol{\mathcal{V}}$ and $\boldsymbol{\beta}$ are parallel. Consistent with this property, as already seen in Sect. IV.E, the electron will move towards the direction $\boldsymbol{\mathcal{V}}$, as near this direction $\boldsymbol{\beta}$ sweeps the great circle of the Bloch sphere more slowly. Thus, the electron moves towards the direction that minimizes the integrand of the action integral. It does so in a rather peculiar way: it probes the action integrand in every possible direction space in the plane perpendicular to the spin vector, and the net effect is a motion towards the direction that minimizes the integrand. For short time intervals with amplitude on the order of the time-crystal cycle, this mechanism is reminiscent of the Feynman’s path integral of quantum mechanics where the time evolution of a quantum system is determined by the action evaluated along all possible paths.

Consider now the electron trajectory in a frame where $\boldsymbol{\mathcal{V}} \approx 0$. The motion of $\boldsymbol{\beta}$ in the Bloch sphere is controlled by $\mathcal{S}(t_0, t) \approx \int_{t_0}^t dt' \mathcal{E}_{\text{co}} = -\int_{t_0}^t dt' (-\mathcal{E}_0 + L_{\text{in}})$. In classical theory the action is determined by the Lagrangian. The Lagrangian of a relativistic charged classical particle with

mass m is $L = -mc^2 / \gamma + q_e (\mathbf{v} \cdot \mathbf{A} - \varphi)$ [18]. Here, $(\varphi/c, \mathbf{A})$ is the electromagnetic 4-potential and γ is the Lorentz factor. An obvious analogy with classical theory ($-mc^2 \rightarrow -\mathcal{E}_0$ and $q_e (\mathbf{v} \cdot \mathbf{A} - \varphi) \rightarrow L_{\text{in}}$) suggests that the Lorentz scalar function L_{in} should be identified with the electromagnetic Lagrangian in the co-moving frame $L_{\text{in}} = -q_e \varphi_{\text{co}}$. The potentials are evaluated in the co-moving frame.

The electromagnetic Lagrangian has a contribution from the self-field of the electron and a contribution from the external fields. In this article, for simplicity, the self-field term will be modeled as a constant (electromagnetic mass): $q_e \varphi_{\text{self,co}} \rightarrow \mathcal{E}_{\text{self,EM}}$. Using $L_{\text{in}} = -\mathcal{E}_{\text{self,EM}} + L_{\text{in,ext}}$ the energy in the co-moving frame becomes:

$$\mathcal{E}_{\text{co}} = \mathcal{E}_{\text{self}} - L_{\text{in,ext}}, \quad \mathcal{E}_{\text{self}} = \mathcal{E}_0 + \mathcal{E}_{\text{self,EM}}. \quad (40)$$

In the above $\mathcal{E}_{\text{self}}$ represents the total self-energy of the time-crystal electron ($\mathcal{E}_{\text{self}} \sim m_e c^2$) and $L_{\text{in,ext}} = -q_e \varphi_{\text{co,ext}}$ stands for the part of the electromagnetic Lagrangian associated with the external electromagnetic fields.

B. The electromagnetic Lagrangian

The electromagnetic 4-potential is gauge dependent. Thus, it is either necessary to fix a gauge, e.g., the Lorenz gauge, or alternatively, to consider a direct coupling with the electromagnetic fields that somehow imitates the role of the 4-potential. Here, I explore the latter option and consider a coupling that may be pictured as a dipole-type approximation of the electromagnetic Lagrangian.

As already noted in Sect. III.B, the Lorentz scalar function L_{in} should be even under the parity (P) and time-reversal (T) transformations. Thereby, $L_{\text{in,ext}}$ is expected to have the same property. In a dipole approximation, and at least for “weak fields”, $L_{\text{in,ext}}$ can be taken as linear function of the (external) electromagnetic fields. Thus, $L_{\text{in,ext}}$ must be a linear combination of terms of the

type $(\boldsymbol{\beta} \times \mathbf{S}) \cdot \mathbf{V}$, $\boldsymbol{\beta} \cdot \mathbf{V}$, and $\mathbf{S} \cdot \mathbf{V}$, where \mathbf{V} stands either for the electric (\mathbf{E}) or magnetic (\mathbf{B}) field. I recall that $\boldsymbol{\beta} \times \mathbf{S}$, $\boldsymbol{\beta}$, and \mathbf{S} form an orthonormal basis of space in the co-moving frame. The only terms that are both P and T symmetric out of 6 possibilities are $(\boldsymbol{\beta} \times \mathbf{S}) \cdot \mathbf{E}$ and $\mathbf{S} \cdot \mathbf{B}$. The coefficients of the linear combination must be constants to ensure that $L_{\text{in,ext}}$ is also invariant under arbitrary rotations and translations of space.

The above discussion shows that a P and T symmetric linear coupling with the external fields is necessarily of the form:

$$L_{\text{in,ext}} = -q_e \left[-g_L R_C (\boldsymbol{\beta} \times \mathbf{S}) \cdot \mathbf{E} - \alpha_{\text{RB}} g_L R_C \mathbf{S} \cdot c\mathbf{B} \right]_{\text{co}}. \quad (41)$$

In the above, $g_L > 0$ and α_{RB} are coupling constants and $R_C = \hbar/m_e c$ is the reduced Compton wavelength. The fields are evaluated at the point (\mathbf{r}_0, t) . The first term inside rectangular brackets can be regarded as the dipole approximation of the electric potential, $\varphi \rightarrow -\mathbf{R} \cdot \mathbf{E}$, with the position vector measured with respect to the center of mass coordinates taken as $\mathbf{R} \rightarrow g_L R_C \boldsymbol{\beta} \times \mathbf{S}$. In the co-moving frame \mathbf{R} follows a circular orbit with radial unit vector $\hat{\mathbf{R}} = \boldsymbol{\beta} \times \mathbf{S}$ and radius $g_L R_C$. Likewise, the second term in rectangular brackets can be linked to a dipole approximation of the magnetic potential. The second term is unnecessary to reproduce the desired Lagrangian function ($L_{\text{in,ext}} = -q_e \varphi_{\text{co,ext}}$), and this indicates that $\alpha_{\text{RB}} = 0$ (for generality, the term associated with α_{RB} is kept in the following analyses, but in the end it will be set equal to zero). The coupling constant g_L will be fixed later.

In summary, the “time-crystal” electron trajectory is governed by a generalized least action principle. For a planar or a quasi-planar motion, in each time-crystal cycle, the electron dynamically probes the action integral in every direction of space [Eq. (39)], and adjusts dynamically its motion towards the direction that minimizes the action. The action integrand is mostly sensitive to variations of the center of mass velocity $\boldsymbol{\mathcal{V}}$, through the term $(1 - \boldsymbol{\mathcal{V}} \cdot \boldsymbol{\beta})^2$ in

Eq. (39). In addition, but to a lesser extent, it is also sensitive to the external fields, through \mathcal{E}_{co} which depends on the electromagnetic Lagrangian[†]. It should be noted that the dynamics of \mathcal{V} itself is also controlled by the Lagrangian L_{in} .

C. The Lagrangian L_{out}

The spin vector dynamics is ruled by $\frac{d\mathbf{S}}{dt} = \frac{L_{\text{out}}}{\hbar} \boldsymbol{\beta}$ [Eq. (33c)], and controls the out-of-plane motion of the time-crystal electron. As previously discussed, in the co-moving frame the velocity $\boldsymbol{\beta}$ sweeps a great circle of the Bloch sphere in a time-crystal cycle with $\langle \boldsymbol{\beta} \rangle \approx 0$ [Eq. (37)].

From $\frac{d\mathbf{S}}{dt} = \frac{L_{\text{out}}}{\hbar} \boldsymbol{\beta}$ and $\langle \boldsymbol{\beta} \rangle \approx 0$ one sees that the spin vector in the co-moving frame will move on average towards the direction $\boldsymbol{\beta}$ that maximizes L_{out} , with $\boldsymbol{\beta}$ constrained to the great circle. This behavior is analogous to that of the trajectory \mathbf{r}_0 which moves towards the direction $\boldsymbol{\beta}$ that minimizes \mathcal{E} . Note that a change in the spin vector implies an out-of-plane motion of the electron.

Similar to the previous subsection, let us suppose that L_{out} is a linear functional of the electromagnetic fields. From Sect. III.B, L_{out} should be odd under both the parity (P) and time-reversal (T) transformations. The only terms of the type $(\boldsymbol{\beta} \times \mathbf{S}) \cdot \mathbf{V}$, $\boldsymbol{\beta} \cdot \mathbf{V}$, and $\mathbf{S} \cdot \mathbf{V}$ consistent with this property are $(\boldsymbol{\beta} \times \mathbf{S}) \cdot \mathbf{B}$ and $\mathbf{S} \cdot \mathbf{E}$. A constant (field-independent) term is not allowed because it would break the odd symmetry with respect to the P and T transformations. Therefore, in the co-moving frame the Lorentz scalar function L_{out} must be of the form

$$L_{\text{out}} = -q_e \left[-\alpha_{\text{SE}} g_L R_C \mathbf{S} \cdot \mathbf{E} - \alpha_{\text{SB}} g_L R_C (\boldsymbol{\beta} \times \mathbf{S}) \cdot c\mathbf{B} \right]_{\text{co}}, \quad (42)$$

with $\alpha_{\text{SE}}, \alpha_{\text{SB}}$ some coupling coefficients to be determined. It is evident that the direction $\boldsymbol{\beta}$ that maximizes L_{out} is along the vector $q_e \alpha_{\text{SB}} (\mathbf{S} \times c\mathbf{B})$, supposing that the space gradients of the fields

[†] The dependence of the energy on the external fields is weak but of critical importance. If this dependence is suppressed, the orbits of the time-crystal electron become unstable.

are negligible. This indicates that the spin vector will move towards the direction $q_e \alpha_{\text{SB}} (\mathbf{S} \times c\mathbf{B})$, which corresponds to a spin precession motion. This effect will be studied in detail in Sect. VI.

D. Generalized Lorentz force and the classical limit

Let us now focus on the dynamics of the center of mass. In the co-moving frame it is controlled by $m_e c \left(\frac{d\mathbf{V}}{dt} \right)_{\text{co}} = \mathcal{F}_{\text{co}}$ with the force given by Eq. (25), and $L_{\text{in}} = -\mathcal{E}_{\text{self,EM}} + L_{\text{in,ext}}$ and L_{out} defined as in Eqs. (41)-(42) with $\mathbf{V} = 0$. The explicit formula for the force is:

$$\begin{aligned} \mathcal{F}_{\text{co}} = & \frac{-\mathcal{E}_{\text{self,EM}}}{R_c} \boldsymbol{\beta} \times \mathbf{S} + q_e g_L \left[(\boldsymbol{\beta} \times \mathbf{S}) \cdot \mathbf{E} + \alpha_{\text{RB}} \mathbf{S} \cdot c\mathbf{B} \right] \boldsymbol{\beta} \times \mathbf{S} \\ & + q_e g_L \left[\alpha_{\text{SE}} \mathbf{S} \cdot \mathbf{E} + \alpha_{\text{SB}} (\boldsymbol{\beta} \times \mathbf{S}) \cdot c\mathbf{B} \right] \mathbf{S} \end{aligned} \quad (43)$$

The terms in the first line give the in-plane force and the term in the second line gives the force along the spin vector direction. The term proportional to the electromagnetic self-energy $\mathcal{E}_{\text{self,EM}}$ determines a self-force, as it is present even in the absence of external electromagnetic interactions (when $\mathbf{E} = 0$ and $\mathbf{B} = 0$). It will be seen in Sect. VI that the self-force is essential to bind the \mathbf{r}_0 and \mathbf{r}_{CM} trajectories.

It is logical to impose that \mathcal{F} reduces to the usual Lorentz force in the classical limit $\hbar \rightarrow 0$. In the $\hbar \rightarrow 0$ limit the spinning frequency Ω_s diverges to infinity and the period of the time-crystal cycle approaches zero. Thus, the classical limit can be found by averaging the force over a time-crystal cycle with the duration of the time period approaching zero $T_0 \rightarrow 0$ and with the radius of the orbit also approaching zero $R_0 \rightarrow 0$. This means that the time and space dependence of the fields can be ignored. In practice, the approximation $\hbar \rightarrow 0$ is acceptable when the fields only vary on a spatial scale much larger than the reduced Compton wavelength and on a time scale much larger than the actual time-crystal cycle $T_0 \sim 2\pi\hbar/m_e c^2 \sim 5 \times 10^{-20} \text{ s}$. It is worth noting that the limit $\hbar \rightarrow 0$ is equivalent to the limit $\mathcal{E}_{\text{self}} \rightarrow \infty$.

From the previous discussion, the coupling coefficients $g_L, \alpha_{SE}, \alpha_{RB}, \alpha_{SB}$ must be tuned to ensure that in the co-moving frame $\langle \mathcal{F}_{co} \rangle = q_e \mathbf{E}$. Note that if $\langle \mathcal{F}_{co} \rangle = q_e \mathbf{E}$ in the co-moving frame then $\langle \mathcal{F} \rangle = q_e (\mathbf{E} + \mathbf{V} \times c\mathbf{B})$ in a generic frame. It is implicit that the averaging is done with over a time-crystal cycle with $T_0 \rightarrow 0$.

In the co-moving frame the time-averaged velocity vanishes ($\langle \boldsymbol{\beta} \rangle \approx 0$) and the spin vector varies slowly in time ($\langle \mathbf{S} \rangle \approx \mathbf{S}$) [see Eq. (37)]. From here, it follows that $\langle \boldsymbol{\beta} \times \mathbf{S} \rangle \approx 0$, $\langle (\boldsymbol{\beta} \times \mathbf{S}) \otimes \mathbf{S} \rangle \approx 0$, $\langle \mathbf{S} \otimes (\boldsymbol{\beta} \times \mathbf{S}) \rangle \approx 0$ and $\langle \mathbf{S} \otimes \mathbf{S} \rangle \approx \mathbf{S} \otimes \mathbf{S}$. In particular, one concludes that the terms that involve the self-force and the magnetic field in Eq. (43) do not contribute to the time-averaged (effective) force[‡]. Noting that $\mathbf{1} = (\boldsymbol{\beta} \times \mathbf{S}) \otimes (\boldsymbol{\beta} \times \mathbf{S}) + \boldsymbol{\beta} \otimes \boldsymbol{\beta} + \mathbf{S} \otimes \mathbf{S}$, it is clear that $\langle (\boldsymbol{\beta} \times \mathbf{S}) \otimes (\boldsymbol{\beta} \times \mathbf{S}) \rangle = \mathbf{1} - \mathbf{S} \otimes \mathbf{S} - \langle \boldsymbol{\beta} \otimes \boldsymbol{\beta} \rangle$. Hence, using $\langle \boldsymbol{\beta} \otimes \boldsymbol{\beta} \rangle = \frac{1}{2}(\mathbf{1} - \mathbf{S} \otimes \mathbf{S})$ [Eq. (38)], it is readily found that: $\langle \mathcal{F}_{co} \rangle = g_L q_e \left(\frac{1}{2} \mathbf{E} + \left(\alpha_{SE} - \frac{1}{2} \right) \mathbf{S} \mathbf{S} \cdot \mathbf{E} \right)$. In order to recover the classical Lorentz force $\langle \mathcal{F}_{co} \rangle = q_e \mathbf{E}$ the coupling coefficients must be $g_L = 2$ and $\alpha_{SE} = 1/2$.

In summary, the electromagnetic Lagrangians (44) with $g_L = 2$ and $\alpha_{SE} = 1/2$ ensure that the effective dynamics of a time-crystal electron is described by classical theory in the $\hbar \rightarrow 0$ limit. As previously discussed, the coefficient α_{RB} is set equal to zero in order that L_{in} agrees with the electromagnetic Lagrangian in the co-moving frame ($L_{in} = -q_e \varphi_{co}$). It will be shown in Sect. VI that the coefficient α_{SB} controls the spin vector precession in a magnetic field and that its value must be $\alpha_{SB} \approx 1$.

Taking into account that L_{in}, L_{out} transform as Lorentz scalars, it can be shown that in a generic frame they are given by:

[‡] Strictly speaking this is true only as a first order approximation. In Sect. VI, it shall be seen that the self-field originates a second order contribution to the force due to its fast variation in time.

$$L_{\text{in}} = -\mathcal{E}_{\text{self,EM}} + \gamma_{\mathcal{V}} g_L R_C \left\{ \frac{1}{1 - \boldsymbol{\beta} \cdot \boldsymbol{\mathcal{V}}} [(\boldsymbol{\beta} - \boldsymbol{\mathcal{V}}) \times \tilde{\mathbf{S}}] \cdot [\mathcal{F}_{L,e} - \boldsymbol{\mathcal{V}}(\boldsymbol{\mathcal{V}} \cdot \mathcal{F}_{L,e})] + \alpha_{\text{RB}} \tilde{\mathbf{S}} \cdot \mathcal{F}_{L,m} \right\}, \quad (44a)$$

$$L_{\text{out}} = \gamma_{\mathcal{V}} g_L R_C \left\{ \alpha_{\text{SE}} \tilde{\mathbf{S}} \cdot \mathcal{F}_{L,e} + \frac{\alpha_{\text{SB}}}{1 - \boldsymbol{\beta} \cdot \boldsymbol{\mathcal{V}}} [(\boldsymbol{\beta} - \boldsymbol{\mathcal{V}}) \times \tilde{\mathbf{S}}] \cdot [\mathcal{F}_{L,m} - \boldsymbol{\mathcal{V}}(\boldsymbol{\mathcal{V}} \cdot \mathcal{F}_{L,m})] \right\}, \quad (44b)$$

with $\mathcal{F}_{L,e} = q_e (\mathbf{E} + \boldsymbol{\mathcal{V}} \times c\mathbf{B})$, $\mathcal{F}_{L,m} = q_e (c\mathbf{B} - \boldsymbol{\mathcal{V}} \times \mathbf{E})$, $\tilde{\mathbf{S}} = \mathbf{S} - \boldsymbol{\mathcal{V}}(\mathbf{S} \cdot \boldsymbol{\beta})$ and $\gamma_{\mathcal{V}}^2 = 1/(1 - \boldsymbol{\mathcal{V}} \cdot \boldsymbol{\mathcal{V}})$. The generalized Lorentz force in a generic reference frame is given by Eq. (33d) with $L_{\text{in}}, L_{\text{out}}$ defined as above.

The dynamics of the time-crystal electron is fully determined by the system of equations (33) complemented with Eq. (44). The equations are Lorentz covariant. With the exception of the equation that controls the center of mass trajectory ($d\mathbf{r}_{\text{CM}}/dt = c\boldsymbol{\mathcal{V}}_{\text{CM}}$), the remaining equations are time-reversal invariant. The equation $d\mathbf{r}_{\text{CM}}/dt = c\boldsymbol{\mathcal{V}}(t_d)$ is not time-reversal invariant due to the time delay t_d . Interestingly, as \mathbf{r}_{CM} is not directly coupled to the remaining equations, it follows that the dynamics of the massless component of the electron (described by $\mathbf{r}_0, \mathbf{S}, \boldsymbol{\beta}, \boldsymbol{\mathcal{V}}$) is exactly time-reversal invariant.

VI. Interactions with the electromagnetic field

A. The self-force

A nonzero electromagnetic self-energy creates a self-force that in the co-moving frame is given by $\mathcal{F}_{\text{self,co}} = \frac{-\mathcal{E}_{\text{self,EM}}}{R_C} \boldsymbol{\beta} \times \mathbf{S}$ [see Eq. (43)]. In order to understand the impact of the self-force, consider a time-crystal electron free from external interactions. From the analysis of Sect. IV.C, the self-force can be written in terms of the acceleration $\dot{\boldsymbol{\beta}}$ as

$$\mathcal{F}_{\text{self,co}} = \mathcal{V}_{\text{min}} \frac{\hbar}{R_C} \dot{\boldsymbol{\beta}}, \quad \text{with} \quad \mathcal{V}_{\text{min}} = \frac{\mathcal{E}_{\text{self,EM}}}{\mathcal{E}_{\text{self}}} \quad (\text{no external fields}). \quad (45)$$

The parameter \mathcal{V}_{min} gives the fraction of the electromagnetic self-energy with respect to the total self-energy. A rough estimate of \mathcal{V}_{min} can be obtained using $\mathcal{E}_{\text{self,EM}} = q_e \phi_{\text{co}} = \alpha_e \hbar c / R_0$ with

$\varphi_{\text{co}}(\mathbf{r}_0)$ the Coulomb potential created by the center-of-mass and $\alpha_e = q_e^2 / (4\pi\epsilon_0\hbar c) \approx 1/137$ the fine-structure constant of the electron. Since $\mathcal{E}_{\text{self}} \approx \hbar c / R_0$ one finds that $\mathcal{V}_{\text{min}} \sim \alpha_e$ (ahead it shall be seen that this formula overestimates \mathcal{V}_{min}). I note in passing that the self-force in the rest frame has exactly the same structure as the leading term of the Abraham-Lorentz force [19, 20] given by $\mathcal{F}_{\text{Ab-L}} = \frac{2}{3}\alpha_e \frac{\hbar}{R_{\text{AbL}}} \dot{\boldsymbol{\beta}} + \dots$ with R_{AbL} the electron radius in the spherical model of the electron idealized by Abraham and Lorentz.

In the co-moving frame, the force satisfies $\mathcal{F}_{\text{co}} = m_e c \left(\frac{d\boldsymbol{\mathcal{V}}}{dt} \right)_{\text{co}}$. Hence, Eq. (45) implies that in the co-moving frame $\left(\frac{d\boldsymbol{\mathcal{V}}}{dt} \right)_{\text{co}} = \mathcal{V}_{\text{min}} \dot{\boldsymbol{\beta}}_{\text{co}}$. Since $\mathcal{V}_{\text{min}} \ll 1$, it is acceptable to use $\frac{d\boldsymbol{\mathcal{V}}}{dt} \approx \mathcal{V}_{\text{min}} \dot{\boldsymbol{\beta}}$ in an inertial frame where $|\boldsymbol{\mathcal{V}}| \ll 1$. The integration of this equation yields $\boldsymbol{\mathcal{V}} \approx \mathcal{V}_{\text{min}} \boldsymbol{\beta}$ when the mean velocity vanishes, $\langle \boldsymbol{\mathcal{V}} \rangle \approx 0$. As seen, the normalized center of mass velocity amplitude is exactly \mathcal{V}_{min} , which justifies the used approximation. Thus, due to the self-force, the center-of-mass is never truly at rest. In the frame where $\langle \boldsymbol{\mathcal{V}} \rangle \approx 0$, the root mean square (rms) velocity is on the order of $\mathcal{V}_{\text{min}} c$. Furthermore, integrating $\boldsymbol{\mathcal{V}} \approx \mathcal{V}_{\text{min}} \boldsymbol{\beta}$ one finds that $\mathbf{r}_{\text{CM}} \approx \mathcal{V}_{\text{min}} (\mathbf{r}_0 - \mathbf{r}_c)$ with \mathbf{r}_c is some integration constant. Thereby, in a quasi-rest frame ($\langle \boldsymbol{\mathcal{V}} \rangle \approx 0$) the trajectory of the center of mass is approximately identical to the trajectory of the massless component, but scaled down by a factor of \mathcal{V}_{min} .

Figures 4a and 4b show the trajectory of a time-crystal electron free from external interactions in the frame where $\langle \boldsymbol{\mathcal{V}} \rangle = 0$. The equations of motion [Eq. (33) with the Lagrangian functions defined as in Eq. (44)] are numerically integrated using the 4th order Runge-Kutta method. The center of mass trajectory is determined by $d\mathbf{r}_{\text{CM}} / dt = c\boldsymbol{\mathcal{V}}(t_d)$. As shown in Appendix B, this

delay differential equation can be reduced to a standard differential equation and thereby integrated in a standard manner.

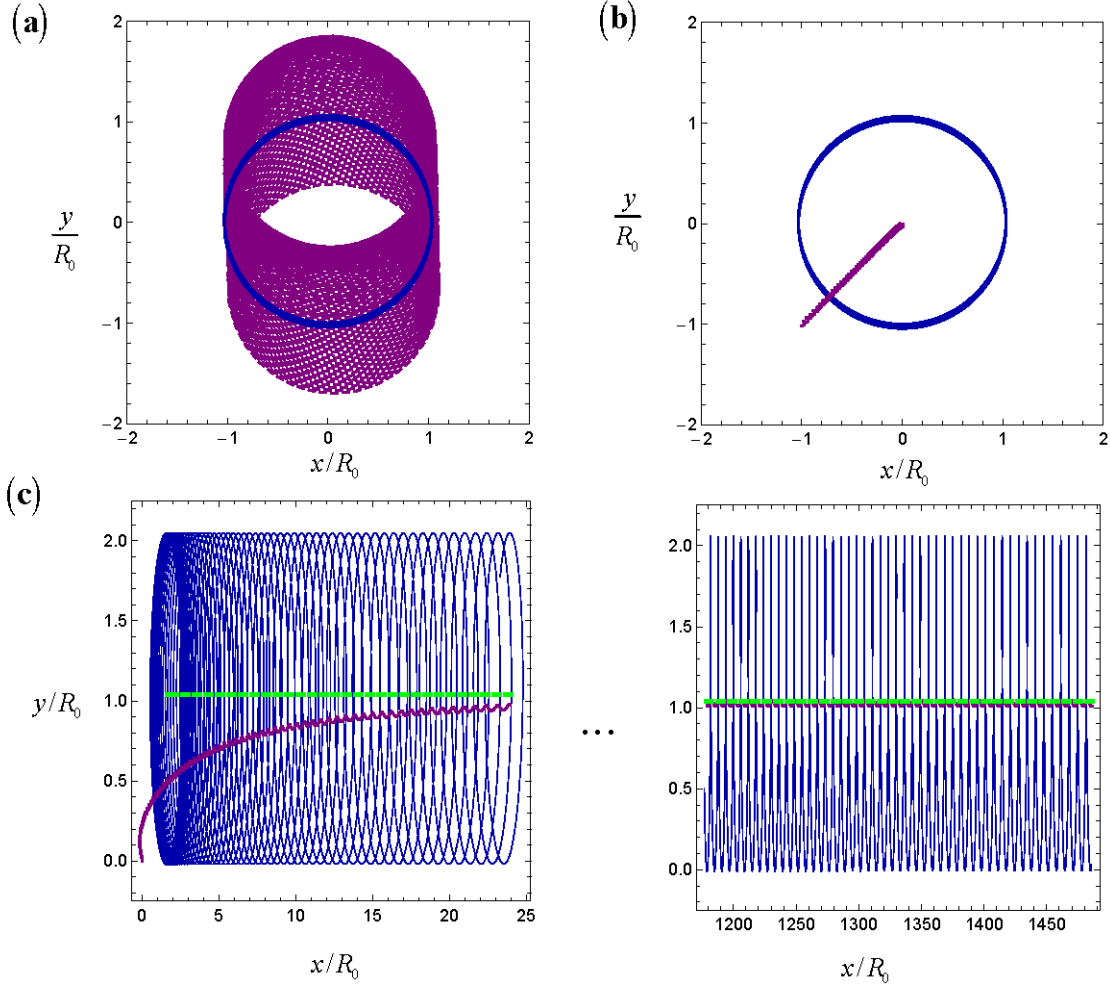


Fig. 4 (a)-(b) Trajectory of a time-crystal electron free from external interactions (100 cycles), subject only to the self-field described by $\nu_{\min} = 0.016$. The trajectories are planar with the spin vector directed along $+z$. The total self-energy is taken equal to $\mathcal{E}_{\text{self}} = m_e c^2$. Blue lines: trajectory of the wave-component \mathbf{r}_0 . Purple lines: trajectory of the particle-component \mathbf{r}_{CM} . a) The trajectory of \mathbf{r}_{CM} is enlarged by a factor of $1/\nu_{\min}$ so that it matches well the trajectory of the massless-component. b) Trajectory of the time-crystal electron when the particle-component position is initially offset from the geometrical center of the wave-component orbit. **(c)** Trajectory of a time-crystal electron subject to a static (extremely strong) electric field directed along the negative x -direction with constant intensity $q_e E_0 / m_e c = 3 \times 10^{-4} \Omega_0$. Left panel: illustration of the synchronization of the two trajectories in the initial time range $0 < t < 70T_0$. Right panel: trajectory of the time-crystal electron in the time interval $490T_0 < t < 570T_0$. The static field accelerates the electron from a near zero velocity up to $\nu = 0.7$ in the considered time range. The classical relativistic trajectory is represented by the green-dashed line and agrees very precisely with the actual trajectory.

As seen in Fig. 4a, the two components of the electron follow circular-type orbits. For clarity, the center of mass trajectory was enlarged by a factor of $1/\mathcal{V}_{\min}$. Consistent with the previous discussion it nearly overlaps the trajectory of the wave component (the center of mass has a small but nonzero velocity along y that prevents the perfect overlap of the two orbits during the 100 time crystal cycles of the simulation). For $\mathcal{E}_{\text{self}} = m_e c^2$, the radius of the wave-component orbit is $R_0 = R_C$, whereas the radius of the particle-component orbit is $\mathcal{V}_{\min} R_C$. Note that for a \mathcal{V}_{\min} on the order of the fine-structure constant α_e the radius $\mathcal{V}_{\min} R_C$ is on the order of classical electron radius ($\alpha_e R_C$).

The self-force effectively binds the center-of-mass and wave trajectories due to the drag effect discussed in Sect. IV.C. This is illustrated in Figure 4b, which corresponds to a scenario wherein the center of mass (purple curve) is initially offset from the geometrical center of the massless-component orbit (blue curve). As seen, as time passes the center-of-mass position slides to the center of the circular orbit. Without the self-force, the center of mass position \mathbf{r}_{CM} would be independent of time in the rest frame. Clearly, a self-force with $\mathcal{V}_{\min} > 0$ is absolutely essential to bind the two particle components. The synchronization of the two trajectories also occurs in the presence of external fields. This is illustrated in Fig. 4c (left), which depicts the (planar) trajectory of a time crystal electron subject to a constant electric field directed along $-x$. The trajectory of the center of mass follows very precisely the classical relativistic trajectory of the electron (see the green line in Fig. 4c). The simulations are done with an extremely large electric field ($E_0 \approx 4 \times 10^{14} \text{ V/m}$) to avoid long numerical simulations with many time crystal cycles.

B. Spin gradient force

As shown in Sect. V.D, in the classical limit $\hbar \rightarrow 0$ the average force satisfies $\langle \mathcal{F}_{\text{co}} \rangle = q_e \mathbf{E}$ when $g_L = 2$ and $\alpha_{\text{SE}} = 1/2$. In the following, possible non-classical corrections to the effective

force due to field gradients are investigated. I focus on the effect of the magnetic field gradient (a similar analysis shows that the contribution from the electric field gradient vanishes).

Let us again consider the co-moving frame force given by Eq. (43). For $\hbar \rightarrow 0$ or for a homogeneous magnetic field the terms associated with the coefficients α_{SB} and α_{RB} do not contribute to the effective force. In presence of a magnetic field gradient, the term $\mathbf{B}(\mathbf{r}_0)$ has a fast varying in time component (even if the magnetic field itself varies “slowly” in time) due to the spinning motion of \mathbf{r}_0 . In order to assess the impact of the field gradient, I use a Taylor expansion of the magnetic field with respect to the center of mass position: $\mathbf{B}(\mathbf{r}_0) \approx \mathbf{B}(\mathbf{r}_{\text{CM}}) + (\delta\mathbf{R} \cdot \nabla)\mathbf{B}$, with $\delta\mathbf{R} = \mathbf{r}_0 - \mathbf{r}_{\text{CM}}$. As the center of mass position changes slowly in time in the rest frame, the term $\mathbf{B}(\mathbf{r}_{\text{CM}})$ does not contribute to the effective force. Thus, the relevant additional piece of the force is:

$$\mathcal{F}_{\text{spin,co}} = q_e g_L c \left\{ \alpha_{\text{RB}} \mathbf{S} \cdot \mathbf{B} \left(\vec{\nabla} \cdot \delta\mathbf{R} \right) \boldsymbol{\beta} \times \mathbf{S} + \alpha_{\text{SB}} \mathbf{B} \cdot \left(\left(\vec{\nabla} \cdot \delta\mathbf{R} \right) \boldsymbol{\beta} \times \mathbf{S} \right) \mathbf{S} \right\}. \quad (46)$$

Since in the co-moving frame the orbit of the time crystal electron is approximately circular, one can use the approximation $\delta\mathbf{R} \approx R_0 \boldsymbol{\beta} \times \mathbf{S}$ with $R_0 = c \hbar / \mathcal{E}_{\text{self}}$ the radius of the circular orbit. Taking into account that $\langle (\boldsymbol{\beta} \times \mathbf{S}) \otimes (\boldsymbol{\beta} \times \mathbf{S}) \rangle = \frac{1}{2} (\mathbf{1} - \mathbf{S} \otimes \mathbf{S})$ and $\nabla \cdot \mathbf{B} = 0$, one readily finds that the time averaged gradient spin force is:

$$\langle \mathcal{F}_{\text{spin,co}} \rangle \approx q_e g_L c \frac{R_0}{2} \left\{ \alpha_{\text{RB}} \nabla (\mathbf{S} \cdot \mathbf{B}) - (\alpha_{\text{RB}} + \alpha_{\text{SB}}) \mathbf{S} (\mathbf{S} \cdot \nabla) (\mathbf{S} \cdot \mathbf{B}) \right\}. \quad (47)$$

The magnetic field gradient is evaluated at the center of mass position. Note that in the classical limit ($\hbar \rightarrow 0$) the orbit radius approaches zero ($R_0 \rightarrow 0$) and thereby $\langle \mathcal{F}_{\text{spin,co}} \rangle$ vanishes. However, for a finite \hbar , the spin-gradient force $\langle \mathcal{F}_{\text{spin,co}} \rangle$ is nontrivial and corresponds to a non-classical correction of the Lorentz force.

From a semi-classical standpoint, the gradient force is expected to be of the form $\nabla(\boldsymbol{\mu}_e \cdot \mathbf{B})$ with $\boldsymbol{\mu}_e$ the intrinsic magnetic moment of an electron. This is precisely the force that is characterized in the Stern-Gerlach experiment (with neutral atoms) [21]. It is possible to have a force with exactly this structure if $\alpha_{\text{RB}} = -\alpha_{\text{SB}}$. However, that is incompatible with a Lagrangian of the form $L_{\text{in}} = -q_e \varphi_{\text{co}}$ (i.e., with $\alpha_{\text{RB}} = 0$) and $\alpha_{\text{SB}} \neq 0$ (as required to have the spin precession).

For $\alpha_{\text{RB}} = 0$ the gradient force can be written in terms of the classical dipole moment,

$$\boldsymbol{\mu}_{\text{cl}} = \frac{1}{2} R_0 c q_e \mathbf{S} = \frac{\hbar}{2} \frac{q_e}{\mathcal{E}_{\text{self}} / c^2} \mathbf{S}, \text{ as}$$

$$\langle \mathcal{F}_{\text{spin,co}} \rangle \approx \mathbf{S} \cdot \nabla (\boldsymbol{\mu}_{\text{eq}} \cdot \mathbf{B}), \quad \boldsymbol{\mu}_{\text{eq}} = -\alpha_{\text{SB}} g_L \boldsymbol{\mu}_{\text{cl}} \text{ and } \alpha_{\text{RB}} = 0. \quad (48)$$

In the above, $\boldsymbol{\mu}_{\text{eq}}$ is the equivalent spin magnetic moment, which differs from the classical value by a factor equal to $-\alpha_{\text{SB}} g_L \approx -2\alpha_{\text{SB}}$. For a self-energy on the order of $\mathcal{E}_{\text{self}} \sim m_e c^2$ and $|\alpha_{\text{SB}}| \sim 1$, the amplitude of the equivalent magnetic dipole moment is on the order of one Bohr magneton ($\mu_B = |q_e| \hbar / 2 m_e$), in agreement with quantum theory.

It should be noted that in order to fully explain the Stern-Gerlach experiment it is necessary that there is a mechanism that acts to orient the spin vector in a direction that is either parallel or anti-parallel to the magnetic field (spatial quantization of the angular momentum). A discussion of such a mechanism is out of the intended scope of the article. When the spin vector is aligned with the magnetic field, the force $\langle \mathcal{F}_{\text{spin,co}} \rangle$ acts to deflect particles with different spin orientations in opposite directions, in agreement with the original experiment [21].

The results of this section highlight that the time-crystal electron behaves effectively as a point electric charge glued to a magnetic dipole, in agreement with the considerations of Appendix A.

C. Spin precession

The effective dynamics of the spin vector can be determined using the same method as in Sect. V.D. Substituting Eq. (42) into $\frac{d\mathbf{S}}{dt} = \frac{L_{\text{out}}}{\hbar} \boldsymbol{\beta}$ [Eq. (33c)], it is found that in the co-moving frame:

$$\left(\frac{d\mathbf{S}}{dt}\right)_{\text{co}} = \frac{q_e g_L}{m_e c} \boldsymbol{\beta} [\alpha_{\text{SE}} \mathbf{S} \cdot \mathbf{E} + \alpha_{\text{SB}} (\boldsymbol{\beta} \times \mathbf{S}) \cdot c\mathbf{B}], \quad (\mathcal{V} = 0 \text{ frame}). \quad (49)$$

Neglecting the space gradients of the fields and taking into account that $\langle \boldsymbol{\beta} \otimes \boldsymbol{\beta} \rangle = \frac{1}{2}(\mathbf{1} - \mathbf{S} \otimes \mathbf{S})$ [Eq. (38)] and $\langle \boldsymbol{\beta} \otimes \mathbf{S} \rangle = 0$, one finds that in the classical limit $\hbar \rightarrow 0$ the spin vector dynamics is effectively controlled by:

$$\left(\frac{d\mathbf{S}}{dt}\right)_{\text{co}} \approx -\mathbf{S} \times \boldsymbol{\omega}_s. \quad (50)$$

with $\boldsymbol{\omega}_s \approx \frac{-q_e g_L \alpha_{\text{SB}}}{m_e} \mathbf{B}$. Thus, consistent with the theory of Larmor precession and with Sect.

V.C, it is found that the spin vector of the time-crystal electron executes a precession motion about the (external) magnetic field. The spin precession frequency is $\boldsymbol{\omega}_s$. In order that it can

match the cyclotron frequency in the co-moving frame ($\boldsymbol{\omega}_c = \frac{-q_e}{m_e} \mathbf{B}$) it is required that $\frac{g_L \alpha_{\text{SB}}}{2} = 1$

(the mismatch of the two frequencies due to the self-energy is discussed in the next subsection).

Using $g_L = 2$ [see Sect. V.D] it follows that $\boldsymbol{\omega}_c = \boldsymbol{\omega}_s$ leads to $\alpha_{\text{SB}} = 1$, as anticipated in Sect. V.

One surprising consequence of $\alpha_{\text{SB}} = +1$, is that it implies that the equivalent magnetic dipole moment that controls the spin gradient force [Eq. (48)] is $\boldsymbol{\mu}_{\text{eq}} = -g_L \boldsymbol{\mu}_{\text{cl}} \approx -2\boldsymbol{\mu}_{\text{cl}}$. It is remarkable that $\boldsymbol{\mu}_{\text{eq}}$ differs from $\boldsymbol{\mu}_{\text{cl}}$ by the correct Thomas factor of 2, but its orientation is seemingly the opposite of what it should be due to the leading minus sign. In particular, $\boldsymbol{\mu}_{\text{eq}}$ is parallel to the spin vector \mathbf{S} rather than anti-parallel as in quantum theory. The subsection VI.E presents a detailed study of how the spinning motion affects the center-of-mass rest energy during a

cyclotron orbit. The analysis shows that counterintuitively the spin up (spin down) quantum state must be identified with a spin vector \mathbf{S} anti-parallel (parallel) to the magnetic field. Due to this property, the formula $\boldsymbol{\mu}_{\text{eq}} \approx -2\boldsymbol{\mu}_{\text{cl}}$ is in agreement with quantum theory.

D. Anomalous magnetic moment

In Sect. V.D it was shown that in the classical limit $\hbar \rightarrow 0$ the effective force in the co-moving frame is given by $\langle \mathcal{F}_{\text{co}} \rangle = g_L q_e \left(\frac{1}{2} \mathbf{E} + \left(\alpha_{\text{SE}} - \frac{1}{2} \right) \mathbf{S} \mathbf{S} \cdot \mathbf{E} \right)$. In reality, this result is exact only when $\mathcal{V}_{\text{min}} = 0$, i.e., when the electromagnetic self-energy vanishes. A non-zero self-force induces fast variations in both $\boldsymbol{\nu}$ and \mathbf{S} that originate second order contributions to the effective force $\langle \mathcal{F}_{\text{co}} \rangle$. Thus, in order to guarantee that $\langle \mathcal{F}_{\text{co}} \rangle = q_e \mathbf{E}$ when $\hbar \rightarrow 0$, it is necessary to slightly adjust the coefficients $g_L, \alpha_{\text{SE}}, \alpha_{\text{RB}}, \alpha_{\text{SB}}$ to properly take into account the self-field corrections.

A rigorous perturbation analysis out of the scope of this article shows that when $\alpha_{\text{RB}} = 0$ and for $\alpha_{\text{SB}} = 2\alpha_{\text{SE}}$ the coefficients must be adjusted as follows:

$$\frac{g_L}{2} \approx \frac{1}{1 - \mathcal{V}_{\text{min}}}, \quad \alpha_{\text{SB}} = 2\alpha_{\text{SE}} \approx \frac{1 - \mathcal{V}_{\text{min}}}{1 - 2\mathcal{V}_{\text{min}}}, \quad \alpha_{\text{RB}} = 0. \quad (51)$$

This set of parameters guarantees that $\langle \mathcal{F}_{\text{co}} \rangle = q_e \mathbf{E}$ up to corrections on the order of $\mathcal{V}_{\text{min}}^2$. Note that this renormalization only changes the overall amplitudes of the functions $L_{\text{in,ext}}$ and $L_{\text{in,out}}$ as compared to the scenario where the self-energy vanishes ($\mathcal{V}_{\text{min}} = 0$). The renormalization is essential to ensure that m_e and q_e agree with the experimental mass and charge of the electron.

Moreover, it may be shown that the self-field induces a small shift in the spin precession frequency so that it becomes $\boldsymbol{\omega}_s \approx \frac{-q_e g_L}{m_e} \left(\alpha_{\text{SB}} - \alpha_{\text{SE}} \mathcal{V}_{\text{min}} \right) \mathbf{B}$ with the coupling constants defined as in Eq. (51). This formula is valid up to corrections on the order of $\mathcal{V}_{\text{min}}^2$. Thus, quite remarkably,

the perturbation due to the self-electromagnetic energy leads to a mismatch between the spin precession and cyclotron frequencies, i.e., it leads to an electron g_e -factor determined by

$$\frac{g_e}{2} \equiv \frac{\omega_s}{\omega_c} \approx \frac{g_L}{2} (\alpha_{\text{SB}} - \alpha_{\text{SE}} \mathcal{V}_{\text{min}}) \approx 1 + \frac{3}{2} \mathcal{V}_{\text{min}}, \quad (52)$$

where Eq. (51) is used in the last identity. In particular, it follows that \mathcal{V}_{min} controls the anomalous magnetic moment of the electron: $a_e = \frac{g_e}{2} - 1 \approx \frac{3}{2} \mathcal{V}_{\text{min}}$. The 1st order anomalous shift derived by

Schwinger and Feynman with quantum electrodynamics is $a_e \approx \frac{\alpha_e}{2\pi}$. This leads to the conclusion

that $\mathcal{V}_{\text{min}} \approx \frac{\alpha_e}{3\pi} \sim 1/1300$. The ratio ω_s / ω_c is independent of the spin vector orientation with respect to the magnetic field.

In order to illustrate the discussion, next I present a numerical simulation of the trajectory of a time-crystal electron under the influence of a static magnetic field oriented along the $+z$ -direction: $\mathbf{B} = B_0 \hat{\mathbf{z}}$ (Fig. 5). As previously noted, the characteristic time scale of the spinning motion is extremely short $T \sim 5 \times 10^{-20} s$, about 10 orders of magnitude less than the cyclotron period determined by any realistic magnetic field. In order that the computational effort of the simulation is acceptable, the magnetic field is taken unrealistically large in the simulations so that the cyclotron frequency is $\omega_c = \Omega_0 / 1600$ (here, $\omega_c = -\frac{q_e}{\gamma m_e} B_0$ is the cyclotron frequency and $\Omega_0 = \mathcal{E}_{\text{self}} / \hbar$). The initial (center-of-mass) velocity is taken equal to $\mathcal{V} \approx 0.2$.

Due to the extremely large cyclotron frequency the orbit of the time-crystal electron may deviate in a non-negligible way from the classical limit ($\hbar \rightarrow 0$ or equivalently $\Omega_0 \rightarrow \infty$) of a planar circular orbit. While the in-plane projection of the trajectory onto the xoy plane is nearly indistinguishable from a circumference (not shown), it turns out that when the initial spin vector is tilted with respect to \mathbf{B} the orbit is non-planar and exhibits an axial oscillatory motion along the z -direction. This is illustrated in Figs. 5a and 5b for the case where the spin vector is tilted by 1°

away from the $+z$ -axis and the electromagnetic self-energy is such that $\mathcal{V}_{\min} = 0.016$ (this corresponds to an electron g -factor of $g_e = 2.05$; the simulation is done with a relatively large \mathcal{V}_{\min} in order to reduce the computational effort, as further discussed below).

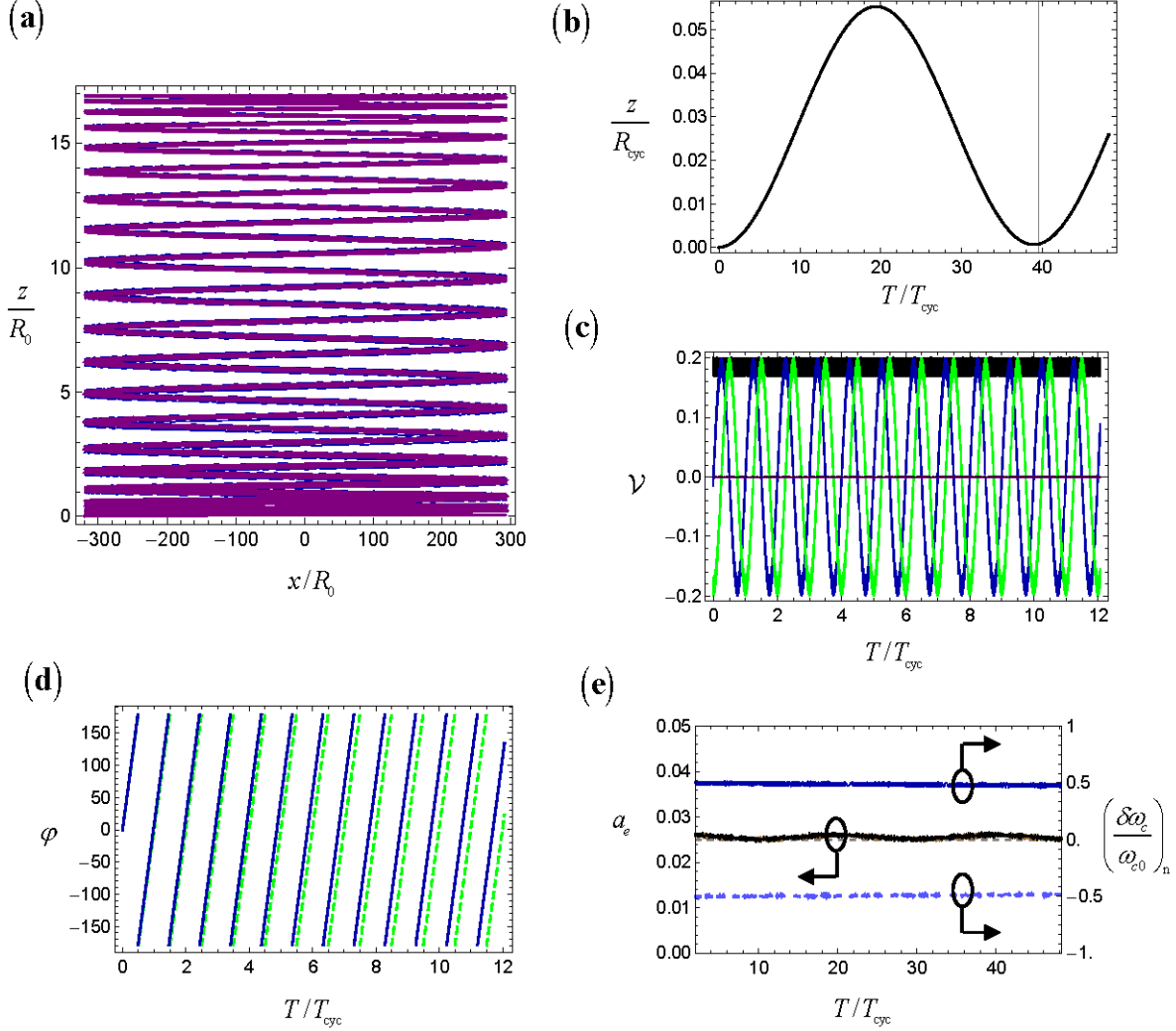


Fig. 5 Trajectory of a time-crystal electron under the influence of a static magnetic field directed along $+z$. The spin vector is tilted away from the $+z$ axis by 1° . The total self-energy is $\mathcal{E}_{\text{self}} = m_e c^2$ and $\mathcal{V}_{\min} = 0.016$. **a)** Trajectory in the xoz plane. The blue and purple curves represent the trajectories of the wave and particle components. **b)** Axial displacement as a function of time normalized to the cyclotron period $T_{\text{cyc}} = 2\pi / \omega_c$. **c)** Normalized center of mass velocity as a function of T_{cyc} . The blue, green and purple curves represent $\mathcal{V}_x, \mathcal{V}_y, \mathcal{V}_z$, respectively, and the black curve represents the velocity amplitude. **d)** Angle swept by the in-plane spin vector (blue curve) and by the in-plane center-of-mass trajectory (green dashed curve) as a function of time. **e)** Left axis: Anomalous magnetic moment as a function of time for $\mathcal{V}_{\min} = 0.016$. The solid black curve shows the numerical result and the dashed gray curve the

theoretical prediction. Right axis: Relative shift of the cyclotron frequency $\delta\omega_c / \omega_{c0}$ normalized to $\hbar\omega_{c0} / (m_e c^2)$. Solid (dark blue) curve: spin vector quasi-parallel to $+z$ -direction; Dashed (light blue) curve: spin vector quasi-parallel to the $-z$ -direction.

As seen in Fig. 5b, the period of the in-out oscillatory axial motion is roughly 40 cyclotron orbits. The maximum axial displacement is about $0.056R_{\text{cyc}}$ where $R_{\text{cyc}} \approx 306R_0$ is the radius of the cyclotron orbit. While the axial displacement is boosted by the extremely large magnetic field, which leads to a significant deviation of the trajectory with the respect to the classical case, the time period of the in-out oscillations has a rather fundamental origin, and its value is independent of the magnetic field amplitude for fields used in realistic experiments. This property is further discussed below.

Figure 5c depicts the Cartesian components of the center of mass velocity as a function of time. The in-plane (xoy) components exhibit the expected sinusoidal variation in time. Interestingly, due to the self-force effect (Sect. VI.A), the amplitude of the total velocity (black curve) exhibits high-frequency oscillations around the mean value. The standard deviation of the velocity is on the order of \mathcal{V}_{min} .

Figure 5d depicts the angle swept by the in-plane spin vector $\varphi_S = \arg(S_x + iS_y)$ (blue curve) and by the center of mass trajectory $\varphi_{\text{CM}} = \arg\{(x_{\text{CM}} - x_{\text{CM0}}) + i(y_{\text{CM}} - y_{\text{CM0}})\}$ (green dashed curve) as a function of time. Here, $(x_{\text{CM}}, y_{\text{CM}})$ are the in-plane coordinates of the center of mass and $(x_{\text{CM0}}, y_{\text{CM0}})$ are the coordinates of the circumference center. Clearly, the spin vector completes a full cycle faster than the center of mass, demonstrating that the spin precession frequency is larger than the cyclotron frequency. The anomalous magnetic moment can be numerically determined from the difference of slopes of φ_S and φ_{CM} . As seen in Fig. 5e (left scale), it agrees quite well with the theoretical estimate given by Eq. (52) (dashed gray line in Fig. 5e). The small fluctuations around the theoretical value are mainly due to the unrealistically large value of ω_c / Ω_0 , which makes the effective theory less accurate.

Let us now discuss the physical origin of the in-out oscillatory axial motion (Figs. 5a and 5b).

While in the limit $\hbar \rightarrow 0$ the time averaged force is $\langle \mathcal{F}_{\text{co}} \rangle = q_e \mathbf{E}$, for a finite \hbar the averaged force may have additional terms. In the co-moving frame the averaged force must be written in terms of the vectors $\mathbf{E}, \mathbf{B}, \mathbf{S}$, as these are the only non-trivial vectors that vary slowly in time. The only way to construct a force from $\mathbf{E}, \mathbf{B}, \mathbf{S}$ that is even under a time reversal, odd under a parity transformation and that is linear in the fields is through a linear combination of the vectors \mathbf{E} and $\mathbf{SS} \cdot \mathbf{E}$. Thus, for a finite \hbar the averaged force in the co-moving frame may be assumed of the form $\langle \mathcal{F}_{\text{co}} \rangle = q_e (\mathbf{E} + \alpha_s \mathbf{SS} \cdot \mathbf{E})$ where α_s is some coefficient such that $\lim_{\hbar \rightarrow 0} \alpha_s = 0$. The force in an inertial frame wherein $\mathcal{V} \ll 1$ can be found with a Galilean transformation: $\langle \mathcal{F} \rangle \approx q_e \{ (\mathbf{E} + \mathcal{V} \times c\mathbf{B}) + \alpha_s \mathbf{SS} \cdot (\mathbf{E} + \mathcal{V} \times c\mathbf{B}) \}$. In particular, in the problem under analysis ($\mathbf{E} = 0$ and $\mathbf{B} = B_0 \hat{\mathbf{z}}$), the effective force reduces to $\langle \mathcal{F} \rangle \approx q_e \{ \mathcal{V} \times c\mathbf{B} + \alpha_s \mathbf{SS} \cdot (\mathcal{V} \times c\mathbf{B}) \}$. This first term is the familiar magnetic Lorentz force that originates the cyclotron motion. The second term is a correction due to the finite value of \hbar , or equivalently due to the finite value of ω_c / Ω_0 . The correction vanishes in the limit $\omega_c / \Omega_0 \rightarrow 0$.

The amplitude of the correction term is modulated by the term $\mathbf{S} \cdot (\mathcal{V} \times c\mathbf{B}) = cB_0 \mathcal{V} \sin(\varphi_s - \varphi_v)$ where φ_s is the angle defined previously ($\varphi_s = \arg(S_x + iS_y)$) and $\varphi_v = \arg(\mathcal{V}_x + i\mathcal{V}_y)$ is the angle swept by the in-plane center-of-mass velocity. It is clear that $\varphi_s - \varphi_v = (\omega_s - \omega_c)t + \varphi_0$, and thereby the term $\mathbf{S} \cdot (\mathcal{V} \times c\mathbf{B})$ oscillates in time with frequency $\omega_s - \omega_c$. This is the origin of the axial oscillatory motion shown in Figs. 5a and 5b. The period of the axial oscillations is precisely:

$$T_{\text{in-out}} = \frac{2\pi}{\omega_s - \omega_c} = \frac{T_{\text{cyc}}}{a_e}, \quad (53)$$

with $T_{\text{cyc}} = 2\pi / \omega_c$ the period of the cyclotron orbit and $a_e = \frac{g_e}{2} - 1 = \frac{\omega_s}{\omega_c} - 1$ the anomalous magnetic moment. Remarkably, the period of the axial oscillations is independent of the spin vector orientation and is independent of the value of ω_c / Ω_0 (especially for sufficiently small ω_c / Ω_0). Thus, the axial oscillations occur even for small (and realistic) field amplitudes. For weaker fields ($\omega_c / \Omega_0 \rightarrow 0$) the amplitude of the axial displacement is expected to become negligible (as compared to R_{cyc}) because $\alpha_s \rightarrow 0$ in this limit. Thus, the time-crystal model of the electron provides an intuitive picture for the possible physical origin of the anomalous magnetic moment of the electron. For $a_e \approx \alpha_e / 2\pi$ the period of the axial oscillations is $T_{\text{in-out}} \approx 862 T_{\text{cyc}}$, i.e. it takes about 862 cyclotron orbits to complete a full axial oscillation (this is the reason why the simulation of Fig. 5 was done with $g_e = 2.05$; in this case the axial period is only about 40 cyclotron orbits, which is easier to simulate than almost 900 cyclotron orbits). Interestingly, the proposed mechanism is fully consistent with the way that the anomalous magnetic moment is experimentally determined using a Penning trap: the anomalous shift is measured by detecting a resonance for an axial excitation with frequency $\omega_s - \omega_c$ [22].

E. Spin-dependent center-of-mass energy shift

A different nonclassical correction of the orbit due to the finite value of \hbar is related to the cyclotron frequency ω_c , which suffers a tiny spin dependent shift with respect to the classical value $\omega_{c0} \approx -\frac{q_e}{m_e} B_0$. It turns out that when the spin vector is parallel to the magnetic field the actual cyclotron frequency ω_c is slightly larger than the expected theoretical value ω_{c0} . Similarly, when the spin vector is anti-parallel to the magnetic field the actual cyclotron frequency is slightly smaller than ω_{c0} . The frequency shift $\delta\omega_c = \omega_c - \omega_{c0}$ may be attributed to some kind of rotational drag effect induced by the fast spinning motion of the wave-component.

From a different point of view, the shift $\delta\omega_c$ may be attributed to a shift of the (center-of-mass) particle rest energy, $c^2 m_{\text{ef}} = c^2 m_e + \delta E$, with the energy shift δE dependent on the

orientation of the spin vector. Clearly, one has $\omega_c \approx \omega_{c0} \left(1 - \frac{\delta E}{m_e c^2} \right)$, so that $\delta\omega_c / \omega_{c0} \approx -\delta E / m_e c^2$.

A rigorous perturbation theory analysis and numerical simulations show that –when the spin vector is either parallel or anti-parallel to the magnetic field– the shift $\delta\omega_c$ is given by

$\delta\omega_c / \omega_{c0} \approx \hbar \boldsymbol{\omega}_c \cdot \mathbf{S} / (2m_e c^2)$ (see Fig. 5e, right scale). The frequency shift is to leading order

independent of the value of \mathcal{V}_{min} . For realistic field amplitudes the shift $\delta\omega_c$ is extremely small.

The corresponding rest mass shift is $\delta E = -\hbar \boldsymbol{\omega}_c \cdot \mathbf{S} / 2$.

Interestingly, quantum mechanics predicts an identical spin-dependent energy shift. Specifically, for the spin up state the energy of an electron is shifted by $\hbar \omega_c / 2$, whereas for the spin down state it is shifted by $-\hbar \omega_c / 2$. In order that the energy shift $\delta E = -\hbar \boldsymbol{\omega}_c \cdot \mathbf{S} / 2$ can match the quantum mechanics result it is necessary that a spin vector parallel (anti-parallel) to the magnetic field corresponds to the usual spin down (spin up) quantum state. Thus, as already anticipated in the discussion of the spin-gradient force, the mapping between the spin vector of the time-crystal electron and the spin state in quantum theory must be the opposite of what could be expected. Due to the same reason, the link between the angular momentum and the intrinsic magnetic moment is also the opposite of quantum mechanics, unless one picks the wave energy \mathcal{E} as negative number. Note that this is always possible because the dynamical equations only depend on $|\mathcal{E}|$ [see Eq. (20)]. However, in practice, this seems to be largely a matter of taste[§].

[§] In principle, in deterministic models the angular momentum does not need to be linked to the intrinsic magnetic momentum in the same way as in quantum theory. In fact, quantum theory does not make independent predictions for the two quantities as they are measured exactly in the same way. A deterministic theory that reproduces the predictions of quantum mechanics needs evidently to predict the same magnetic moment properties (as the magnetic moment can originate macroscopic magnetism in solids [23], etc), the same energy shifts, the same deflections in space, etc, but not necessarily the same angular momentum, as the latter is not associated with any effect that does not relate to a manifestation of the intrinsic magnetic moment.

VII. Summary

This article introduces a deterministic Lorentz-covariant theory for a relativistic electron that captures several known features of the electron spin that are not described by the standard classical theory. In the proposed model, an electron is characterized by two trajectories: the center of mass trajectory that moves with a speed less than c , and the wave trajectory that probes the nearby space at the speed of light. Thereby, a time-crystal electron is formed by two inseparable components: the particle-component that transports the charge and the wave-component that whirls around the “particle” and generates the spin and an intrinsic angular momentum. The spin vector is parallel to the binormal of the velocity trajectory and is the spatial component of a 4-vector. The trajectory of the particle is fully controlled by the trajectory of the wave, reminiscent of the pilot-wave theory of de Broglie and Bohm. Furthermore, in the proposed model the electron mass is an emergent property, in the sense that it originates from the fact that the center of mass frame speed is necessarily less than c .

The time-crystal electron is characterized by three fundamental energy-momentum 4-vectors. The massless energy-momentum 4-vector $(\mathcal{E}, \mathcal{P})$ mainly controls the frequency with which the wave-component whirls around the particle-component. The spin 4-vector $(\mathbf{S} \cdot \boldsymbol{\beta}, \mathbf{S})$ determines the space orientation of the spinning motion and the orientation of the magnetic dipole moment of the electron. Finally, the massive energy-momentum 4-vector $(E, \boldsymbol{\pi})$ is the analogue of the classical energy-momentum. There is no strict conservation law associated with $(E, \boldsymbol{\pi})$, but the effective dynamics of the center of mass is consistent with classical theory when all the relevant frequencies are much less than the frequency of the spinning motion.

The trajectory of the time-crystal electron is controlled by a dynamical least action principle. The massless-component dynamically probes the nearby space and the electron moves on average towards the direction of space that minimizes the action integral. The electromagnetic self-energy originates a self-force that keeps the wave and particle components tightly attached. The time-

crystal electron has a size on the order of the reduced Compton wavelength. The self-field interaction does not lead to singularities or infinite fields, different from both classical and quantum theories. In fact, the fields radiated by the electron (outgoing waves) emerge from the particle component, whereas the incoming electromagnetic waves (e.g., radiated by other charges) interact with the electron through a generalized Lorentz force that acts on the wave-component. Due to this reason, the model is inherently nonlocal.

The model predicts that the electron stationary states (orbits periodic in time) have a constant spin angular momentum. Furthermore, the model predicts the precession of the spin vector about the \mathbf{B} -field, and most interestingly it suggests that the mismatch between the spin precession frequency and the cyclotron frequency –which is at the origin of the anomalous magnetic moment a_e – is a manifestation of the electromagnetic self-energy. The time-crystal model predicts that the difference between ω_c and ω_s results in an axial oscillatory motion, and this picture appears to be supported by experiments [22]; the number of cyclotron orbits required to complete a full axial oscillation is $1/a_e \approx 862$. The time-crystal model also predicts other known non-classical effects such as a spin-dependent \mathbf{B} -field gradient force and a spin-dependent rest-energy shift.

The developed ideas suggest that time-crystal models may capture some of the peculiar features of the quantum world, and thereby that it may be worthwhile to explore further these models, at least as better approximations of quantum theory.

Acknowledgements: This work is supported in part by the IET under the A F Harvey Engineering Research Prize, by the Simons Foundation under the award 733700 (Simons Collaboration in Mathematics and Physics, “Harnessing Universal Symmetry Concepts for Extreme Wave Phenomena”), and by Fundação para a Ciência e a Tecnologia and Instituto de Telecomunicações under project UID/EEA/50008/2020.

Appendix A: Maxwell field coupling

In the following, I discuss how the time-crystal electron may be coupled to the Maxwell’s equations. Let us start with the electric charge density ρ . As there are two trajectories associated

with the particle, $\mathbf{r}_0(t)$ and $\mathbf{r}_{\text{CM}}(t)$, there are two possibilities for a point-charge coupling, (i) $\rho = q_e \delta(\mathbf{r} - \mathbf{r}_0)$ or (ii) $\rho = q_e \delta(\mathbf{r} - \mathbf{r}_{\text{CM}})$, with $q_e = -e$ the electron charge. Due to the charge continuity equation, the electric current density associated with the option (i) is $\mathbf{j} = c\boldsymbol{\beta}q_e \delta(\mathbf{r} - \mathbf{r}_0)$. Such coupling leads to a very fundamental problem: as the acceleration $\dot{\boldsymbol{\beta}}$ cannot vanish (postulate P2), a particle described by (i) would continuously emit light. Furthermore, even more problematic, it can be checked that when $|\boldsymbol{\beta}| = 1$ the fields radiated by a current $\mathbf{j} = c\boldsymbol{\beta}q_e \delta(\mathbf{r} - \mathbf{r}_0)$ may have infinitely large amplitude [18]. Thus, the coupling (i) is not feasible, and one is left with the option (ii). For the option (ii), the electric current density is of the form $\mathbf{j} = c\boldsymbol{\mathcal{V}}_{\text{CM}}q_e \delta(\mathbf{r} - \mathbf{r}_{\text{CM}})$, analogous to a standard massive point charge.

Due to the intrinsic angular momentum of the electron, it is logical to consider as well a magnetic-dipole coupling. Specifically, it is suggested that in the frame co-moving with \mathbf{r}_{CM} (i.e., in the inertial frame where $\boldsymbol{\mathcal{V}}_{\text{CM}} = 0$) the time-crystal electron is equivalent to a point electric charge q_e “glued” to a magnetic dipole $\boldsymbol{\mu}_{e,\text{co}}$. In analogy with quantum theory, the magnetic dipole is assumed proportional to the (time-delayed) spin vector:

$$\boldsymbol{\mu}_{e,\text{co}} \equiv \boldsymbol{\mu}_e|_{\boldsymbol{\mathcal{V}}_{\text{CM}}=0} = \mu_e \mathbf{S}_{\text{CM}}|_{\boldsymbol{\mathcal{V}}_{\text{CM}}=0}, \quad (\text{A1})$$

where $\mathbf{S}_{\text{CM}} = \mathbf{S}(t_d)$. From quantum theory and from the theory of magnetism in solids [23], the expected magnitude for μ_e is $\mu_e \sim \frac{g_e}{2} \sqrt{3} \mu_B \sim 2\mu_B$ with $\mu_B = \frac{|q_e| \hbar}{m_e}$ the Bohr magneton and g_e the electron g-factor.

As discussed in the supplementary information [8, Sect. F], $(\boldsymbol{\mathcal{V}}_{\text{CM}} \cdot \mathbf{S}_{\text{CM}}, \mathbf{S}_{\text{CM}})$ transforms as a 4-vector and is a time-delayed version of the 4-vector $(\mathbf{S} \cdot \boldsymbol{\beta}, \mathbf{S})$. Due to the constraints (26), the spin vector satisfies $\mathbf{S}_{\text{CM}} \cdot \mathbf{S}_{\text{CM}} - (\boldsymbol{\mathcal{V}}_{\text{CM}} \cdot \mathbf{S}_{\text{CM}})^2 = 1$. Thus, in the frame where $\boldsymbol{\mathcal{V}}_{\text{CM}} = 0$ the spin

vector has unit norm: $|\mathbf{S}_{\text{CM}}|=1$. This property shows that $|\boldsymbol{\mu}_e|_{\mathcal{V}_{\text{CM}}=0}=|\mu_e|$, so that the magnetic dipole moment is a constant in the frame co-moving with \mathbf{r}_{CM} .

The dipole $\boldsymbol{\mu}_{e,\text{co}}$ is seen in a generic frame as a magnetic dipole ($\boldsymbol{\mu}_e$) glued to an electric dipole (\mathbf{p}_e). The vector amplitudes of the two dipoles are given by:

$$\boldsymbol{\mu}_e = \left(\mathbf{1} - \frac{\gamma_{\text{CM}}}{\gamma_{\text{CM}} + 1} \boldsymbol{\mathcal{V}}_{\text{CM}} \otimes \boldsymbol{\mathcal{V}}_{\text{CM}} \right) \cdot \boldsymbol{\mu}_{e,\text{co}}, \quad \mathbf{p}_e = \frac{1}{c} \boldsymbol{\mathcal{V}}_{\text{CM}} \times \boldsymbol{\mu}_{e,\text{co}}, \quad (\text{A2})$$

with $\gamma_{\text{CM}} = 1/\sqrt{1 - \boldsymbol{\mathcal{V}}_{\text{CM}} \cdot \boldsymbol{\mathcal{V}}_{\text{CM}}}$. The above formula is a consequence of the relativistic transformation of the electric polarization and magnetization vectors (which transform in the same manner as the magnetic and electric fields, \mathbf{B} and \mathbf{E} , respectively) [18] and of $\mathbf{p}_e|_{\mathcal{V}_{\text{CM}}=0} = 0$. The electric dipole term may be regarded as some sort of electric ‘‘Röntgen current’’ induced by the motion of the magnetic dipole (see Ref. [24]).

Using $\boldsymbol{\mu}_{e,\text{co}} = \mu_e \mathbf{S}_{\text{CM}}|_{\mathcal{V}_{\text{CM}}=0}$ in Eq. (A2) and taking into account that $(\boldsymbol{\mathcal{V}}_{\text{CM}} \cdot \mathbf{S}_{\text{CM}}, \mathbf{S}_{\text{CM}})$ is a 4-vector, one can readily show that the dipole moments can be written as:

$$\boldsymbol{\mu}_e = \mu_e (\mathbf{1} - \boldsymbol{\mathcal{V}}_{\text{CM}} \otimes \boldsymbol{\mathcal{V}}_{\text{CM}}) \cdot \mathbf{S}_{\text{CM}}, \quad \mathbf{p}_e = \mu_e \frac{1}{c} \boldsymbol{\mathcal{V}}_{\text{CM}} \times \mathbf{S}_{\text{CM}}. \quad (\text{A3})$$

From the previous analysis, the electric current density and electric charge density coupled to the Maxwell’s equations in a generic inertial frame must be of the form:

$$\mathbf{j} = \underbrace{q_e c \boldsymbol{\mathcal{V}}_{\text{CM}} \delta(\mathbf{r} - \mathbf{r}_{\text{CM}})}_{\text{point charge}} + \underbrace{\frac{d}{dt} [\mathbf{p}_e \delta(\mathbf{r} - \mathbf{r}_{\text{CM}})]}_{\text{electric dipole}} + \underbrace{\nabla \times \{\boldsymbol{\mu}_e \delta(\mathbf{r} - \mathbf{r}_{\text{CM}})\}}_{\text{magnetic dipole}}. \quad (\text{A4a})$$

$$\rho = \underbrace{q_e \delta(\mathbf{r} - \mathbf{r}_{\text{CM}})}_{\text{point charge}} - \underbrace{(\mathbf{p}_e \cdot \nabla) \delta(\mathbf{r} - \mathbf{r}_{\text{CM}})}_{\text{electric dipole}}. \quad (\text{A4b})$$

The electric current and charge densities satisfy the continuity equation $\nabla \cdot \mathbf{j} + \partial_t \rho = 0$. The proposed current density and charge density transform as a 4-vector as it should be. It is relevant

to note that even though $\mathbf{p}_e|_{\mathcal{V}_{\text{CM}}=0} = 0$, the contribution of the electric dipole to the current density may be nontrivial in the frame co-moving with \mathbf{r}_{CM} because $d\mathbf{p}_e/dt$ does not need to vanish.

Appendix B: Integration of the center of mass trajectory

Equation (31) is a delay differential equation. It can be reduced to a ordinary differential equation by introducing a time advanced instant t_f defined by $t_f = t + \frac{1}{c}|\mathbf{r}_{\text{CM}}(t_f) - \mathbf{r}_0(t)|$. Then, from the definition of the time delayed instant introduced in Sect. IV.A one has $t_f = (t_f)_d + \frac{1}{c}|\mathbf{r}_{\text{CM}}(t_f) - \mathbf{r}_0((t_f)_d)|$. This proves that $(t_f)_d = t$. Hence, the dynamics of $\mathbf{r}_{\text{CM}}(t_f)$ is determined by:

$$\frac{d}{dt}[\mathbf{r}_{\text{CM}}(t_f)] = c\mathcal{V}((t_f)_d)\frac{dt_f}{dt} = c\mathcal{V}(t)\frac{dt_f}{dt}. \quad (\text{B1})$$

Differentiating both sides of $t = t_f - \frac{1}{c}|\mathbf{r}_{\text{CM}}(t_f) - \mathbf{r}_0(t)|$ with respect to time one can readily show

that $\frac{dt_f}{dt} = \frac{1 + \hat{\mathbf{R}} \cdot \boldsymbol{\beta}(t)}{1 + \hat{\mathbf{R}} \cdot \boldsymbol{\mathcal{V}}(t)}$ with $\hat{\mathbf{R}} = \frac{\mathbf{r}_0(t) - \mathbf{r}_{\text{CM}}(t_f)}{|\mathbf{r}_0(t) - \mathbf{r}_{\text{CM}}(t_f)|}$. This proves that the time advanced center of

mass trajectory can be found by solving the ordinary differential equation:

$$\frac{d}{dt}[\mathbf{r}_{\text{CM}}(t_f)] = c\mathcal{V}(t)\frac{1 + \hat{\mathbf{R}} \cdot \boldsymbol{\beta}(t)}{1 + \hat{\mathbf{R}} \cdot \boldsymbol{\mathcal{V}}(t)}. \quad (\text{B2})$$

The numerical simulations determine directly the time advanced trajectory, which is the quantity plotted in the figures.

References

- [1] R. Feynman, R. Leighton, and M. Sands, *The Feynman lectures on physics* (California Institute of Technology, 1963).
- [2] L. de Broglie, ‘‘The reinterpretation of wave mechanics’’, *Found Phys.* **1**, 1–15, (1970).
- [3] D. Bohm, ‘‘A Suggested Interpretation of the Quantum Theory in Terms of Hidden Variables I’’, *Phys. Rev.* **85** (2): 166, (1952).

- [4] A. Shapere and F. Wilczek, “Classical Time Crystals”, *Phys. Rev. Lett.* **109**, 160402, (2012).
- [5] F. Wilczek, “Quantum Time Crystals”, *Phys. Rev. Lett.* **109**, 160401, (2012).
- [6] N. Y., Yao, A. C. Potter, I.-D. Potirniche, and A. Vishwanath, “Discrete Time Crystals: Rigidity, Criticality, and Realizations”, *Phys. Rev. Lett.* **118**, 030401, (2017).
- [7] Manfredo do Carmo, *Differential geometry of curves and surfaces*, Prentice-Hall, (1976).
- [8] Supplementary online materials with a study of A) Lorentz transformation of the acceleration and higher order derivatives of the velocity, B) Lorentz transformation of the spin vector, C) Link between the acceleration and the binormal vector, D) Velocity of the center of mass frame, E) The time derivative of the massive momentum, F) Energy-momentum in the center of mass trajectory, and G) Lorentz covariance of the center of mass trajectory.
- [9] J. S. Bell, “On the Einstein Podolsky Rosen paradox”, *Physics Physique Fizika* **1**, 195, (1964).
- [10] P. A. M. Dirac, “Classical Theory of Radiating Electrons”, *Proc. R. Soc. Lond. A*, **167**, 148, (1938).
- [11] M. Born, L. Infeld, “Foundations of the New Field Theory”, *Proc. R. Soc. A*, **144**, 425, (1934).
- [12] J. A. Wheeler, R. P. Feynman, “Interaction with the Absorber as the Mechanism of Radiation”, *Rev. Mod. Phys.*, **17**, 157, (1945).
- [13] Y. Couder and E. Fort, “Single-Particle Diffraction and Interference at a Macroscopic Scale”, *Phys. Rev. Lett.* **97**, 154101 (2006).
- [14] E. Fort, A. Eddi, A. Boudaoud, J. Moukhtar, Y. Couder, “Path-memory induced quantization of classical orbits”, *Proc. Natl Acad. Sci. USA* **107**, 17515, (2010).
- [15] A. Eddi, J. Moukhtar, S. Perrard, E. Fort, Y. Couder, “Level splitting at macroscopic scale”, *Phys. Rev. Lett.*, **108** 264503, (2012).
- [16] A. Andersen, J. Madsen, C. Reichelt, S. R. Ahl, B. Lautrup, C. Ellegaard, M. T. Levinsen, and T. Bohr, “Double-slit experiment with single wave-driven particles and its relation to quantum mechanics”, *Phys. Rev. E*, **92**, 013006, (2015).
- [17] J. W. M. Bush, “Pilot-wave hydrodynamics”, *Annu. Rev. Fluid Mech.* **47**, 269-292, (2015); Y. Dagan and J. W. M. Bush, “Hydrodynamic quantum field theory: the free particle”, *Comptes Rendus Mécanique*, **348**, 555, (2020).
- [18] J. D. Jackson, *Classical Electrodynamics*, Wiley (New York), (1998).
- [19] A. D. Yaghjian, *Relativistic Dynamics of a Charged Sphere*, 2nd Ed., Springer, (New York), (2006).
- [20] F. Rohrlich, “The self-force and radiation reaction”, *Am. J. of Phys.* **68**, 1109 (2000).
- [21] H. Schmidt-Böcking, L. Schmidt, H. J. Lüdde, W. Trageser, A. Templeton, T. Sauer, “The Stern-Gerlach Experiment Revisited”, *The European Physical Journal H*, **41**, 327, (2016).
- [22] H. S. Van Dyck, Jr., P. B. Schwinberg, and H. G. Dehmelt, “Precise Measurements of Axial, Magnetron, Cyclotron, and Spin-Cyclotron-Beat Frequencies on an Isolated 1-meV Electron”, *Phys. Rev. Lett.*, **38**, 310, (1977).
- [23] N. W. Ashcroft and N. D. Mermin, *Solid State Physics*, Brooks Cole, (1976).
- [24] E. A. Power and T. Thirunamachandran, “Electromagnetic fields of a moving electric dipole”, *Proc. R. Soc. Lond. A* **457**, 2757, (2001).