

The three point asymmetric cumulants in high multiplicity pp collisions.

B. Blok, R. Segev

Department of Physics, Technion – Israel Institute of Technology, Haifa, Israel

We study the influence of quantum interference and colour flow on three point correlations described by asymmetric cumulants in high multiplicity events in pp collisions. We use the model previously developed for the study of the collectivity in symmetric cumulants. We show that the resulting three point asymmetric cumulant is in qualitative agreement with the experimental data for the same parameters of the model as it was with the symmetric cumulants. Our results show that the initial state correlations must play a major role and may be even dominant in the explanation of the correlations in high multiplicity pp events.

PACS numbers: 12.38.-t, 13.85.-t, 13.85.Dz, 14.80.Bn

Keywords: pQCD, jets, multiparton interactions (MPI), LHC, TEVATRON

I. INTRODUCTION.

Sizeable n -th harmonic coefficients v_n for azimuthal momentum asymmetries have been observed at the LHC in nucleus-nucleus (AA), proton-nucleus (pA) and proton-proton (pp) collisions [1–6]. These asymmetries indicate a collective mechanism that relates all particles produced in a given collision. The dynamical origin of these collectivity phenomena continues to be sought in competing and potentially contradicting pictures.

There are two basic approaches towards the explanation of this collective behaviour. The first approach is based on the final state interactions, like viscous fluid dynamics simulations [7] or kinetic transport models [8–12] of heavy ion collisions. In the AA collisions the jet quenching phenomena provides an alternative confirmation for such a approach. However the jet quenching is missing in smaller pp and pA collision systems. Moreover, in marked contrast to any final state explanation of flow anisotropies v_n in pp collisions, the phenomenologically successful modelling of soft multi-particle production in modern multi-purpose pp event generators [13] are based on free-streaming partonic final state distributions supplemented by independent fragmentation into hadrons. Efforts to go beyond this picture are relatively recent, see e.g. [14, 15]. Therefore two contradictory pictures to describe the multiparticle dynamics in small systems currently exist— the one based on the final state interactions, and the second that does not involve the final state interactions. One approach in the second direction corresponds to the recent works in the framework of Colour Glass Condensate (CGC) [16–18], see [19] for a recent review, based on the parton saturation hypothesis, that recently made significant progress towards phenomenological description of correlations in small systems.

Recently a QCD based simple model, based on the theory of multiparton interactions (MPI) in pp collisions [20–29], and not involving the saturation effects, was proposed in [30, 31] to study the effects of quantum interference and colour flow in high multiplicity pp events. The strong simplification of the model consists in neglecting a dynamically explicit formulation of the scattering process: all gluons in the incoming wave function are assumed to be freed in the scattering process with the same (possibly small) probability. The model pictures the incoming hadronic wave function as a collection of N colour sources in adjoint representation distributed in transverse space according to a classical density $\rho(\vec{r}_i)$. On the amplitude level, emission of a gluon is taken into account in soft gluon/eikonal approximation.

In Ref. [31] the flow coefficients $v_n \{2s\}$, determined by $2s$ point symmetric cumulants

$$sc_n \{2s\} \equiv \left\langle \left\langle e^{in(\sum_{i=1}^{i=s} \phi_i - \sum_{i=s+1}^{i=2s} \phi_i)} \right\rangle \right\rangle \quad (1)$$

were calculated. Here $\langle \langle \rangle \rangle$ means averaging over the multiparticle final states and taking the cumulant. The phases ϕ_i are the azimuthal angles of measured soft hadrons.

The model [30, 31] predicts both the collectivity phenomena and the qualitatively correct scale of correlations as well as their behaviour as the functions of the transverse momenta.

Consequently, it makes sense to study the other recently measured flow phenomena in high multiplicity pp collisions in this framework of this model.

One group of potentially interesting cumulants are the three point asymmetric cumulants, The corresponding cumulants are often denoted as $ac_n \{3\}$:

$$ac_n \{3\} \equiv \left\langle \left\langle e^{in(\phi_1 - \phi_3)} e^{in(\phi_2 - \phi_3)} \right\rangle \right\rangle = \left\langle \left\langle e^{in(\phi_1 + \phi_2 - 2\phi_3)} \right\rangle \right\rangle. \quad (2)$$

These cumulants were recently studied experimentally [32]. Since we consider in this paper only $ac_n \{3\}$ cumulants, we shall denote them as simply ac_n below.

The purpose of the paper is to calculate the three point correlations (2) and to compare these correlators to the available experimental data [32]. We shall see that our results are in qualitative agreement with the experimental data although there is not enough experimental data for detailed comparison.

We shall give the detailed predictions for transverse momenta dependence and for the scale (characteristic magnitude) of the three point cumulant . We shall also discuss the dependence of this cumulant on multiplicity.

Recall that the model [30, 31] was based on large N_c and N expansion and then the results were extrapolated to $N_c = 3$.

The paper is organized in the following way. In the second chapter we describe the model and formalism, in the third chapter we consider the simplest case of $N=m=3$ -three sources and 3 gluons. We calculate the basic diagrams contributing to cumulant. In the fourth chapter we sum the whole leading in $m^2/(N_c^2 - 1)$ contribution, which includes configurations due to one "tripole" or "dipole" with 3 gluons and unitersecting dipoles. We find the multiplicity dependence of our results. In section 5 we discuss the relation of our calculations to the experimental data for correlator (2.)The conclusions are presented in section 6.

II. BASIC FORMALISM.

A. The Model [30, 31]

Each pp collision is considered as an event consisting of N emitting sources characterized by two-dimensional transverse positions \mathbf{r}_j and the initial colours in the adjoint representation b_j . Physically these sources correspond to multiparton interactions (MPI). In other words each source is a collision of two partons-one from each of the colliding nucleons.

The emission amplitude of the gluon with colour a and transverse momentum \vec{k} from a source in transverse position \vec{r}_j is given by an eikonal vertex:

$$T_{b_j c_j}^a \vec{f}(\mathbf{k}) e^{i\mathbf{k}\cdot\mathbf{r}_j}, \quad (3)$$

where $T_{b_j c_j}^a$ are the adjoint generators of $SU(N_c)$, and $\vec{f}(\mathbf{k})$ is a vertex function. The concrete form of \vec{f} will not influence our results (see below). For example, for the case of coulombic radiation we have $\vec{f} = \vec{k}/k^2$. However since the relevant momenta are small the function f must be taken a nonperturbative one. In the cross section the emitted gluon can be absorbed by the same source in the complex conjugated amplitude ("diagonal gluons") or by different source ("off-diagonal gluons"), leading to multiparticle correlations. The simplest diagrams contributing to multiparticle cross section and to correlations are presented in Fig.1. In the left there is a diagram with 2 sources and 2 diagonal gluons, in the right there are still 2 sources but gluons are off-diagonal: they are emitted by one source and absorbed by another leading to azimuthal correlations.

After calculating cross sections for given source positions we average over the source positions with a classical probability distribution $\rho(\{\mathbf{r}_j\})$, corresponding to the distribution of multiparton interactions in the pp collision [21]:

$$\frac{d\hat{\sigma}}{d^2\vec{k}_1 \dots d^2\vec{k}_m} = \prod_{i=1}^N \int d^2\mathbf{r}_i \rho(\mathbf{r}_i) \hat{\sigma}(\vec{k}_i, \mathbf{r}_i), \quad (4)$$

where $\sigma(k_i, \mathbf{r}_i)$ is the cross section of production of m gluons for sources in fixed transverse positions \mathbf{r}_i .

In this paper we shall neglect so called $1 \rightarrow 2$ mechanism for MPI, and carry all calculations in the mean field approximation. In this case the source/MPI distribution in pp system has a gaussian form:

$$\rho(\{\mathbf{r}_j\}) = \prod_{i=1}^{i=N} \frac{1}{2\pi B} e^{-\frac{r_i^2}{2B}}, \quad (5)$$

where the parameter B is determined from the analysis of the one particle GPD data at HERA [33]. As it was noted in [30], the mean field approach to MPI corresponds to $B = 4 \text{ GeV}^{-2}$, the actual experimental data reparametrized in the mean field form, i.e. assuming factorization of MPI cross-sections corresponds to $B = 2 \text{ GeV}^{-2}$, and the best fit for experimental data for symmetric correlators sc_n considered in [30, 31] corresponds to $B = 1 \text{ GeV}^{-2}$, this was justified (though not proved) in [30] by arguments due to possible contribution of very small dipoles due to so called $1 \rightarrow 2$ mechanism in MPI [21, 24, 26]. In this paper we shall see that the value of B influences only transverse momentum dependence, and the value $B = 1 \text{ GeV}^{-2}$ seems to be in the best agreement with the experimental data.

We shall work in the limit of a large number of sources N , m finite, $N \rightarrow \infty$ [30, 31], and $N_c \rightarrow \infty$ and classify all diagrams in powers of $1/N_c, 1/N$.

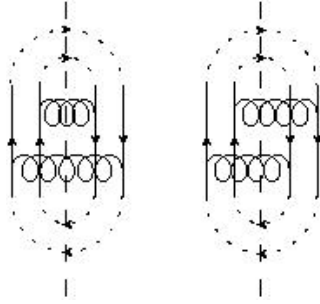


FIG. 1: The simplest diagrams contributing to total cross section and to correlations: left-2 diagonal gluons, right-interference corresponding to two off-diagonal gluons forming dipole.

B. The Correlation Functions.

The correlation functions we are interested in have the general form

$$K^{(n)}(k_1, \dots, k_s) = M_s \frac{\int_{\rho} d\phi_1 \dots d\phi_s \exp[in(\sum_{i=1}^{i=s} \phi_i)] \frac{d^s N}{d\Gamma_1 \dots d\Gamma_s}}{(2\pi)^{2s} \prod_{i=1}^{i=s} \int_{\rho} \frac{dN}{d\Gamma_i}}, \quad (6)$$

where $\sum_i n_i = 0$, and $\int_{\rho} = \int \prod_i d^2 y_i \rho(\vec{y}_i)$ is the averaging over position of the sources. The standard s -particle spectrum has the form

$$\frac{d^s N}{d\Gamma_1 \dots d\Gamma_s} = \frac{d^s \hat{\sigma}}{\hat{\sigma} d\Gamma_1 \dots d\Gamma_s}. \quad (7)$$

Here $\hat{\sigma}$ is the cross section for the production of s gluons, and the normalisation factor M is fixed as

$$M_s = m^s / \binom{m}{s}. \quad (8)$$

Here m is the total multiplicity, and s is the number of measured gluons. We assume LPHD duality [33], so radiated gluon correlations and multiplicities coincide with correlations and multiplicities in the soft hadronic spectrum, The number of radiated gluons is in one to one correspondence with a number of radiated soft hadrons.

In this paper we shall be interested in the case $s = 3, n_1 = n, n_2 = n, n_3 = -2n$, i.e. in

$$K^{(n)}(k_1, k_2, k_3) = M_3 \frac{\int_{\rho} d\phi_1 \dots d\phi_3 \exp[in(\phi_1 + \phi_2 - 2\phi_3)] \frac{d^3 N}{d\Gamma_1 \dots \Gamma_3}}{(2\pi)^s \prod_{i=1}^{i=3} \int_{\rho} \frac{dN}{d\Gamma_i}}. \quad (9)$$

C. The differential cross section.

The relevant differential cross section was calculated in [30]: We can now write $\hat{\sigma}$ explicitly in the limit $N \rightarrow \infty$, i.e. omitting terms that are zero as $N \rightarrow \infty$

$$\begin{aligned} \hat{\sigma} &\propto N_c^m (N_c^2 - 1)^N N^m \prod_{i=1}^m |\vec{f}(\mathbf{k}_i)|^2 \\ &\times \left(1 + \frac{F_{corr}^{(2)}(N, m)}{N^2 (N_c^2 - 1)} \sum_{ab} \sum_{lm} 2^2 \cos(\mathbf{k}_a \cdot \Delta \mathbf{r}_{lm}) \cos(\mathbf{k}_b \cdot \Delta \mathbf{r}_{ml}) \right. \\ &+ \frac{F_{corr}^{(3)}(N, m)}{4N^3 (N_c^2 - 1)} \sum_{(abc)(lm)} 2^3 \cos(\mathbf{k}_a \cdot \Delta \mathbf{r}_{lm}) \cos(\mathbf{k}_b \cdot \Delta \mathbf{r}_{lm}) \cos(\mathbf{k}_c \cdot \Delta \mathbf{r}_{lm}) \\ &+ \frac{F_{corr}^{(3)}(N, m)}{N^3 (N_c^2 - 1)^2} \sum_{(abc)(lm)(mn)} 2^3 \cos(\mathbf{k}_a \cdot \Delta \mathbf{r}_{lm}) \cos(\mathbf{k}_b \cdot \Delta \mathbf{r}_{mn}) \cos(\mathbf{k}_c \cdot \Delta \mathbf{r}_{nl}) \\ &\left. + O(N^{-4}) \right\}. \end{aligned} \quad (10)$$

Here the sums go over all ordered combinations of off-diagonal gluons and non ordered combinations of sources. Using Eq.(10) we can find any correlation function for any number of particles.

The first term in Eq.(10) corresponds to diagonal gluons, the second is a dipole term, which is a leading contribution to symmetric cumulants [31]. The leading contribution to asymmetric correlator (2) comes from the third and fourth terms in the expansion (10) corresponding to 3-gluon dipole (which is actually $1/N$ suppressed relative to a second term) and a tripole diagram, depicted in the diagram of Fig. 2. Note that the tripole diagram has finite value in $N \rightarrow \infty$ limit,

D. The expansion.

Recall the structure of the expansion discussed in [30, 31] for even harmonics for symmetric cumulants. The expansion was in two parameters: $1/(N_c^2 - 1)$ and in $1/N$. The leading contribution came from the dipole diagram which was of order $1/(N_c^2 - 1)$, and the leading approximation in $1/(N_c^2 - 1), 1/N$ was considered, so that we could discard all $1/N$ suppressed diagrams. (Note however that odd harmonics appeared only due to $1/N$ suppressed terms in the differential cross section expansion). It was shown in [30], that the real parameters of the expansion for given multiplicity were $m^2 a / ((N_c^2 - 1)N)$ where N is the number of sources. The leading terms in this expansion however can be resummed, as it was done in [31]. The corresponding diagrams are built from up to $[N/2]$ sources and correspond to nonintersecting dipoles ($[\]$ mean the integer part).

For the case of the 3 point cumulant the situation is more complicated. For the symmetric cumulants we were able to show that the $1/N$ suppressed diagrams can be neglected. On the other hand for the three point cumulant the leading diagram in the $N \rightarrow \infty$ limit is a tripole (see Fig. 3a). However this diagram is suppressed by $1/(N_c^2 - 1)^2$ in the large N_c limit. On the other hand the diagram corresponding to the dipole with three off-diagonal gluons (Fig. 3b) has zero limit for large N , i.e. it is suppressed as $1/N$, while it is only $1/(N_c^2 - 1)$ in the large N_c limit. Thus we shall expect that $1/N$ corrections will play a significant role for three point correlator if we extrapolate to finite $1/N_c$. In fact we shall see below that the dipole with 3 gluons will dominate numerically up to rather large number of sources. Thus we shall take into account both the tripole and the dipole with three off-diagonal gluons. We shall also take into account the leading terms in the expansion in $m^2/(N_c^2 - 1)$ for both leading and subleading ($1/N$, i.e. dipole with 3 off-diagonal gluons) terms in the expansion. It is easy to show in analogy to the symmetric case [31] that such expansion corresponds to the inclusion of up to $[N/2]$ nonintersecting integrated out dipoles with 2 off-diagonal gluons. (By "integrated out" we mean that we integrate over momenta of the corresponding nonobservable off-diagonal gluons). It is easy to see that all other diagrams are subleading, i.e. suppressed by higher powers of $1/(N * 2_c - 1)$, or $1/N$, i.e. as $1/(N_c^2 - 1)^a 1/N^b, a + b \geq 3$.

For numerical calculations we extrapolate our results to finite $N_c = 3$ and to finite N , actually fixing $\bar{m} = m/N$, in the limit $m, N \rightarrow \infty$ as the parameter of the model. We use the same values of \bar{m} as it was done for symmetric cumulants in [31].

III. THE TRIPOLE AND 3-GLUON DIPOLE.

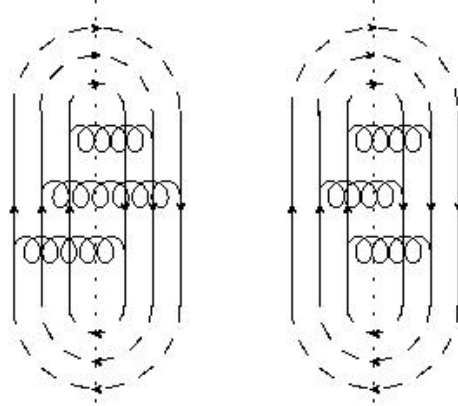


FIG. 2: Left: The tripole diagram for $N = m = 3$. Right: 3-gluon dipole diagrams for $N = m = 3$.

In this section we shall consider the simplest case of $N=m=3$. There are two contributions in this case: first from the tripole diagram, second from dipole with 3 gluons. Note that each of these two diagrams will be the building block for the case of arbitrary m, N .

We shall start from analysing the single tripole term, that corresponds to the case $N = m = 3$. The corresponding diagram is depicted in Fig. 2(left). Note that in this case there are $3!=6$ ordered combinations of gluons, in addition there are 3 ways to put the phases on 3 available gluons, so we get, using Eq. (10) the multiplier 144:

$$\begin{aligned} ac_n^{(3,3)} &\equiv \frac{T_n}{(N_c^2 - 1)^2} \\ &= \frac{144}{(N_c^2 - 1)^2 3^3} \int_{\rho} \int d\phi_1 d\phi_2 d\phi_3 e^{in(\phi_1 + \phi_2 - 2\phi_3)} \cos(\mathbf{k}_1 \cdot \Delta \mathbf{r}_{12}) \cos(\mathbf{k}_2 \cdot \Delta \mathbf{r}_{23}) \cos(\mathbf{k}_3 \cdot \Delta \mathbf{r}_{31}) \end{aligned}$$

where $ac^{3,3}$ is the contribution of the tripole diagram into the total ac .

Consider now the contribution of 3-gluon dipole to the asymmetric three point cumulant. The corresponding diagram is depicted in Fig. 2 (right). We note that for the 3-gluon dipole only two of the 3 sources are involved and so the multiplier gets a factor of $\binom{3}{2}$ and a factor of 4^{-1} from the colour trace, and the multiplier becomes 108:

$$\begin{aligned} ac_n^{(3,2)} &\equiv \frac{\tilde{T}_n}{N_c^2 - 1} \\ &= \frac{144 \binom{3}{2} / 4}{(N_c^2 - 1)^2 3^3} \int_{\rho} \int d\phi_1 d\phi_2 d\phi_3 e^{in(\phi_1 + \phi_2 - 2\phi_3)} \cos(\mathbf{k}_1 \cdot \Delta \mathbf{r}_{12}) \cos(\mathbf{k}_2 \cdot \Delta \mathbf{r}_{12}) \cos(\mathbf{k}_3 \cdot \Delta \mathbf{r}_{12}) \end{aligned}$$

$$= \frac{108}{(N_c^2 - 1)3^3} \int_{\rho} \int d\phi_1 d\phi_2 d\phi_3 e^{in(\phi_1 + \phi_2 - 2\phi_3)} \cos(\mathbf{k}_1 \cdot \Delta \mathbf{r}_{12}) \cos(\mathbf{k}_2 \cdot \Delta \mathbf{r}_{12}) \cos(\mathbf{k}_3 \cdot \Delta \mathbf{r}_{12}) \quad (12)$$

where $ac^{3,2}$ is the dipole contribution into the cumulant. Below we shall denote the asymmetric cumulant for tripole as T_n and the asymmetric cumulant for 3-gluon dipole as \tilde{T}_n , while reserving the notation ac_n for total asymmetric three point cumulant for the case of general N, m . The total value of the three point cumulant

$$ac_n = ac_n^{3,2} + ac_n^{3,3}. \quad (13)$$

A. Simplifying T_n .

We start by defining α_{ij} to be the azimuthal phase of $\vec{r}_{ij} \equiv \vec{r}_i - \vec{r}_j$, i.e. the angles between \vec{r}_i and \vec{r}_j .

We can now take the integral over the 3 azimuthal angles of vectors $\vec{k}_1, \vec{k}_2, \vec{k}_3$ using:

$$\int_0^{2\pi} d\phi_1 e^{in\phi_1} \cos(k_1 \Delta r_{12} \cos(\phi_1 - \alpha_{12})) = \pi i^n e^{in\alpha_{12}} (1 + (-1)^n) J_n(k_1 \Delta r_{12}) \quad (14)$$

Here $J_n(z)$ is the n -th Bessel function of the first kind. Using Eq. 14 we obtain

$$T_n(k_1, k_2, k_3) = \frac{2^4 \pi^3 2 (1 + (-1)^n)^2}{3 (2\pi)^3} \int_{\rho} e^{in(\alpha_{12} + \alpha_{23} - 2\alpha_{31})} J_n(k_1 |\mathbf{r}_{12}|) J_n(k_2 |\mathbf{r}_{23}|) J_{2n}(k_3 |\mathbf{r}_{31}|). \quad (15)$$

Note that due to antisymmetry $\vec{k} \rightarrow -\vec{k}$ all correlation functions with odd n 's vanish.

Consider now the integral over the sources:

$$\left(\vec{r}_1 \vec{r}_2 \vec{r}_3 \right) \rightarrow \left(\vec{r}_{12} \vec{r}_{23} \vec{r}_3 \right) = \left(\vec{r}_1 - \vec{r}_2 \vec{r}_2 - \vec{r}_3 \vec{r}_3 \right). \quad (16)$$

We can simplify the latter expression since the integral over $d^2 r_3$ is a simple gaussian integral:

$$\int d^2 r_3 e^{-\frac{r_1^2 + r_2^2 + r_3^2}{2B}} = \int d^2 r_3 \frac{e^{-\frac{(\vec{r}_{12} + \vec{r}_{23} + \vec{r}_3)^2 + (\vec{r}_{23} + \vec{r}_3)^2 + r_3^2}{2B}}}{(2\pi B)^3} = \frac{e^{-\frac{r_{12}^2 + \vec{r}_{12} \cdot \vec{r}_{23} + r_{23}^2}{3B}}}{3 (2\pi B)^2}. \quad (17)$$

Using Eq. (17) we obtain the final expression for T_n :

$$\begin{aligned} T_n &\equiv \frac{2^4}{3^2 (2\pi B)^2} \int dr_{12} dr_{23} d\alpha_{12} d\alpha_{23} r_{12} r_{23} e^{-\frac{r_{12}^2 + r_{12} r_{23} \cos(\alpha_{12} - \alpha_{23}) + r_{23}^2}{3B} + in(\alpha_{12} + \alpha_{23})} \\ &\times \left(\frac{r_{12} \cos(\alpha_{12}) + r_{23} \cos(\alpha_{23}) - i(r_{12} \sin(\alpha_{12}) + r_{23} \sin(\alpha_{23}))}{\sqrt{r_{12}^2 + 2r_{12} r_{23} \cos(\alpha_{12} - \alpha_{23}) + r_{23}^2}} \right)^{2n} \\ &\times J_n(k_1 r_{12}) J_n(k_2 r_{23}) J_{2n} \left(k_3 \sqrt{r_{12}^2 + 2r_{12} r_{23} \cos(\alpha_{12} - \alpha_{23}) + r_{23}^2} \right). \end{aligned} \quad (18)$$

Where we use $e^{in\alpha} = \left(\frac{x+iy}{|\vec{r}|}\right)^n$ to find α_{31} in terms of α_{12}, α_{23} .

For very small momenta we obtain

$$T_n \simeq \frac{2^{4-2n} (B^2 \text{Sym}(k_1 k_2 k_3^2))^n}{3 (n!)^2}. \quad (19)$$

where *Sym* means symmetrization over 3 gluons (and division by 1/3). The details of calculation are given in Appendix A.

B. Simplifying \tilde{T}_n

In the same way as we did to T_n we can get a simplified form of \tilde{T}_n , taking the integral over the phases gives us:

$$\begin{aligned} \tilde{T}_n(k_1, k_2, k_3) &= \frac{2^2 \cdot 2 (1 + (-1)^n)^2}{(2\pi)^3} \int_{\rho} e^{in(\alpha_{12} + \alpha_{12} - 2\alpha_{12})} J_n(k_1 r_{12}) J_n(k_2 r_{12}) J_{2n}(k_3 r_{12}) \\ &= \frac{2^4 \cdot 2 (1 + (-1)^n)^2}{(2\pi)^3} \int_{\rho} J_n(k_1 r_{12}) J_n(k_2 r_{12}) J_{2n}(k_3 r_{12}). \end{aligned} \quad (20)$$

We note that here too due to antisymmetry $\vec{k} \rightarrow -\vec{k}$ all correlation functions with odd n 's vanish. The integral over the position of the sources is now a gaussian with two vector variables, using the transformation:

$$\begin{pmatrix} \vec{r}_1 & \vec{r}_2 \end{pmatrix} \rightarrow \begin{pmatrix} \vec{r}_{12} & \vec{r}_2 \end{pmatrix} = \begin{pmatrix} \vec{r}_1 - \vec{r}_2 & \vec{r}_2 \end{pmatrix}. \quad (21)$$

We can take the integral over $d^2 r_2$ and over the azimuthal part of \vec{r}_{12} :

$$\int d^2 r_2 d\alpha_{12} \frac{e^{-\frac{r_1^2 + r_2^2}{2B}}}{(2\pi B)^2} = \int d^2 r_2 d\alpha_{12} \frac{e^{-\frac{(\vec{r}_{12} + \vec{r}_2)^2 + r_2^2}{2B}}}{(2\pi B)^2} = \frac{e^{-\frac{r_1^2}{4B}}}{2B}. \quad (22)$$

Using Eq. (22) we obtain the final expression for \tilde{T}_n :

$$\tilde{T}_n \equiv \frac{2}{B} \int dr_{12} r_{12} e^{-\frac{r_{12}^2}{4B}} J_n(k_1 r_{12}) J_n(k_2 r_{12}) J_{2n}(k_3 r_{12}). \quad (23)$$

For very small momenta we obtain

$$\tilde{T}_n \simeq \frac{2^2 (B^2 \text{Sym}(k_1 k_2 k_3^2))^n}{(n!)^2}. \quad (24)$$

where *Sym* means symmetrization over 3 gluons (and division by 1/3). The details of calculation are given in Appendix A.

C. Numerical Results.

The value of three point cumulant is

$$ac_n = T_n/(N_c^2 - 1)^2 + \tilde{T}_n/(N_c^2 - 1) \quad (25)$$

where n is the harmonics number (we depict n=2,4 cases).

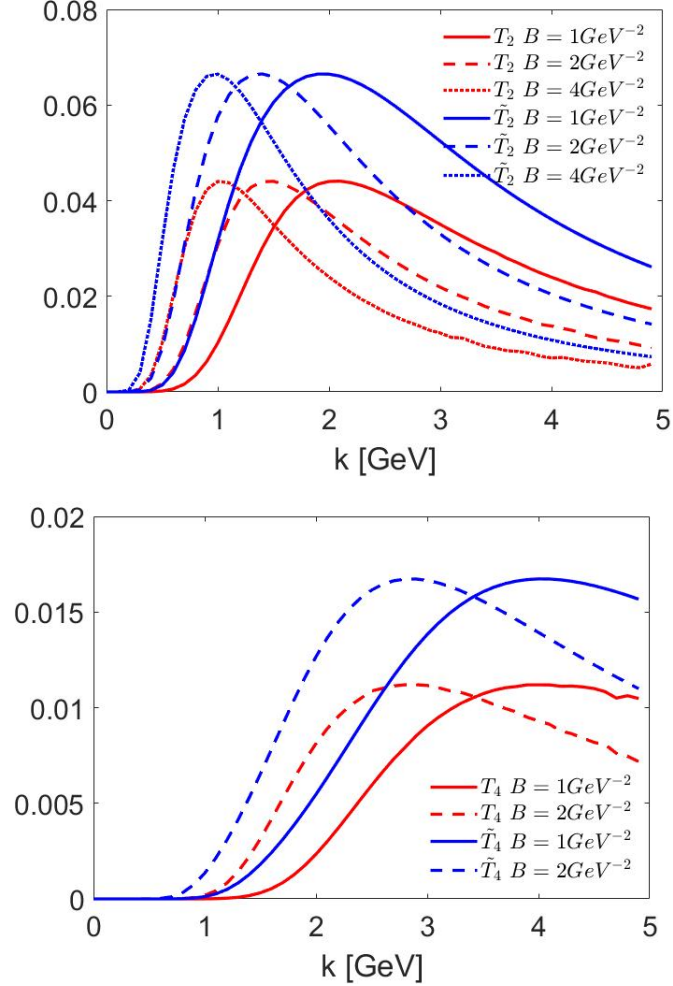


FIG. 3: Above: The integrals T_2 and \tilde{T}_2 when all momenta are equal, $k_1 = k_2 = k_3 = k$ for different values of the parameter $B = 1(2,4) \text{ GeV}^{-2}$ in full (dashed,dotted) line. Below: The integrals T_4 and \tilde{T}_4 when all momenta are equal, $k_1 = k_2 = k_3 = k$ for different values of the parameter $B = 1(2,4) \text{ GeV}^{-2}$ in full (dashed,dotted) line.

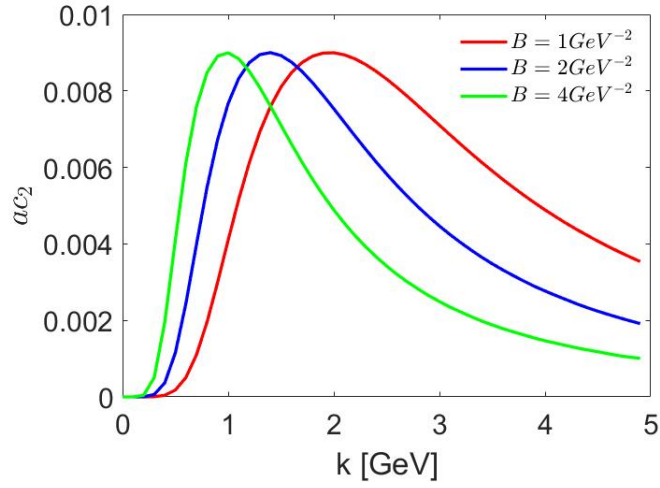


FIG. 4: The cumulant ac_2 for $N = m = 3, N_c = 3, k_1 = k_2 = k_3$

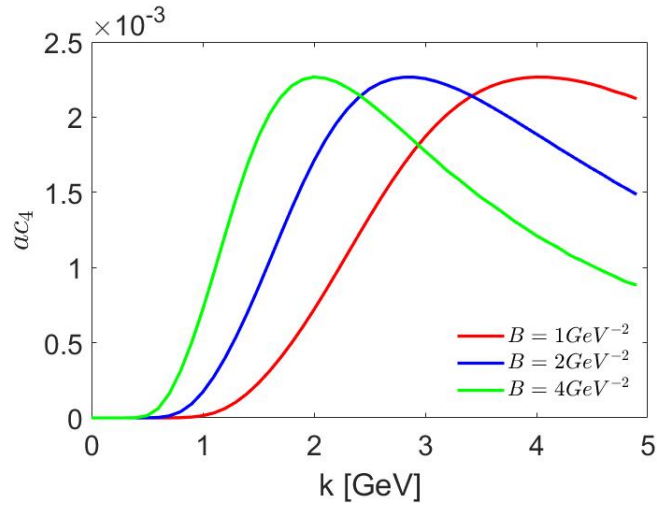


FIG. 5: The cumulant ac_4 for $N = m = 3, N_c = 3$ for $k_1 = k_2 = k_3$

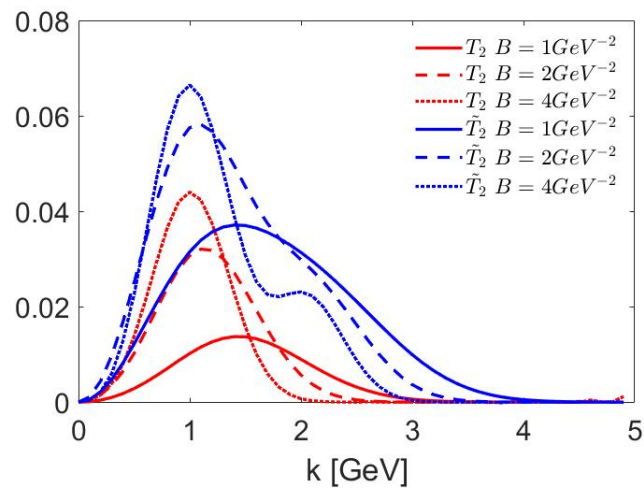


FIG. 6: The integrals T_2 and \tilde{T}_2 when two momenta are equal and constant $k_2 = k_3 = 1 \text{ GeV}$

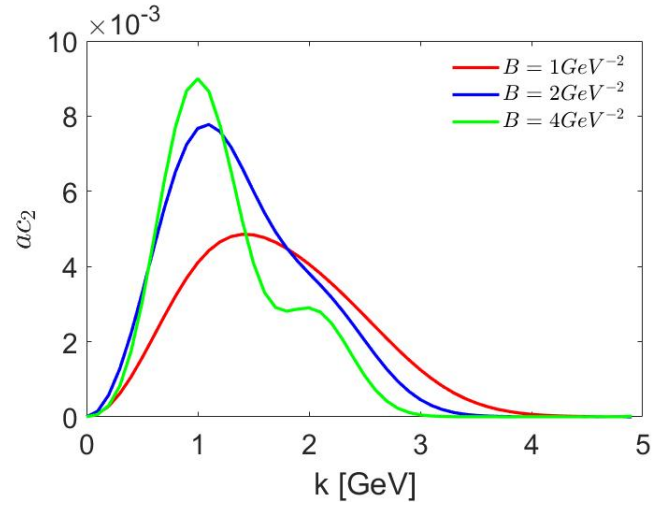


FIG. 7: The full cumulant ac_2 when one momentum changing and two other are constant equal to $k = 1 \text{ GeV}$.

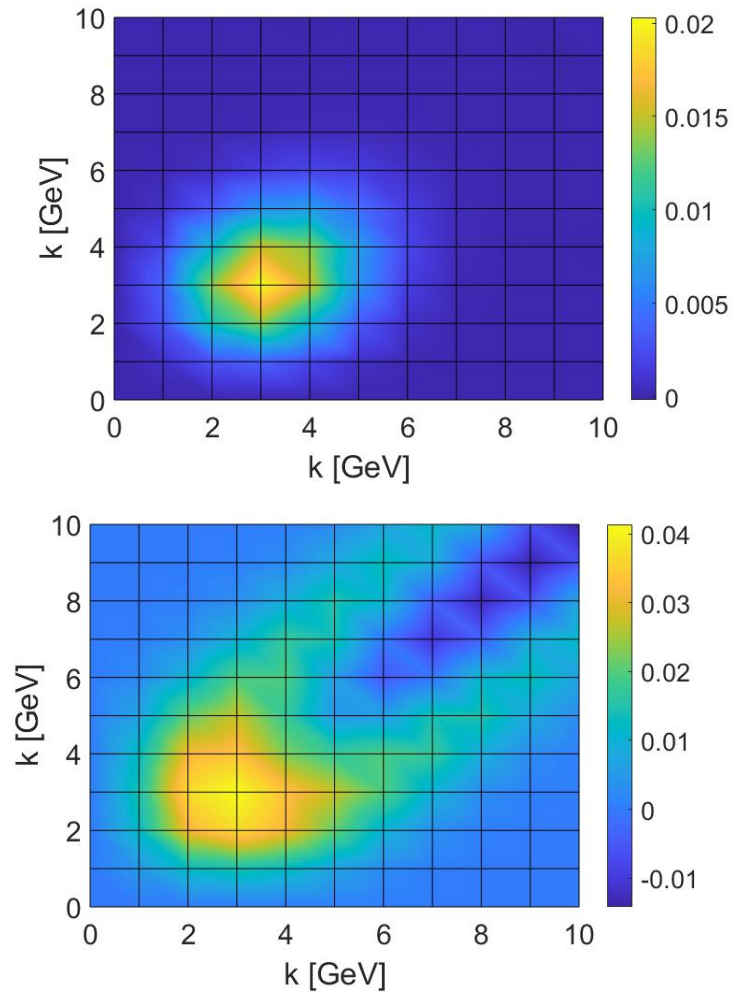


FIG. 8: Above: The integral T_2 when two different momenta changing and one is the constant equal to $k = 1\text{GeV}$. Below: The integral \tilde{T}_2 when two different momenta changing and one is the constant equal to $k = 1\text{GeV}$.

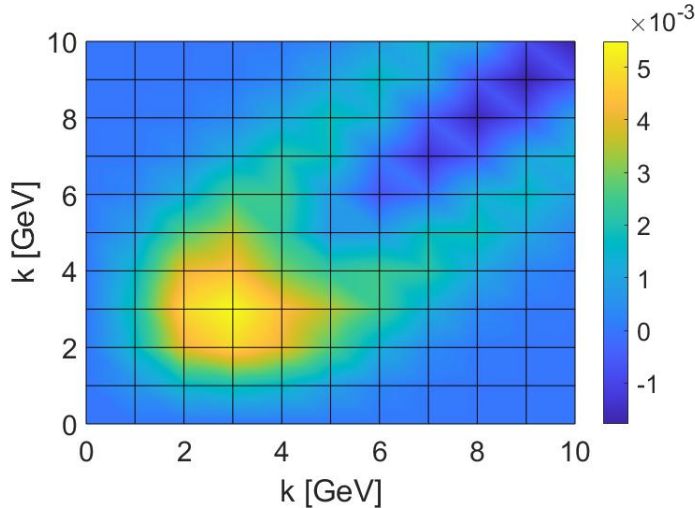


FIG. 9: The cumulant ac_2^3 for $N=m=3$ $N_c = 3$ when two different momenta changing and one is the constant equal to $k = 1\text{GeV}$.

We cannot calculate the integrals T_n and \tilde{T}_n analytically, so we will depict several types of different behaviour of T_2, T_4, \tilde{T}_2 and \tilde{T}_4 as functions of momenta.

We shall consider 3 cases:

- **Case I:** All the momenta are equal to each other, $k_1 = k_2 = k_3 = k$.
- **Case II:** Two are constant and the third changes.
- **Case III:** Two are changing and one is a constant.

In Fig. 3 above we depict the dependence of T_2 and \tilde{T}_2 on k . We see that for equal k , the integrals increases up to k of order $1/\sqrt{B}$, and then slowly decreases, with value at maximum of order $T_2 \approx 0.04, \tilde{T}_2 \approx 0.07$ that depend on B very weakly. Note also that the maximum is located approximately at the same place where the maximum for the similar graph for symmetric cumulant (second harmonic) is located, and their k dependence look very similar.

We see that both integrals vanish at $k = 0$, and as $k \rightarrow \infty$ we get slowly $T_2 \rightarrow 0$ and $\tilde{T}_2 \rightarrow 0$. Both T_2 and \tilde{T}_2 have maximum in the same point, and their k -dependence is very similar.

We observe very close behaviour as a function of k for T_4 and \tilde{T}_4 in Fig.3 below, except the fourth harmonics is 4-5 times smaller and the maximum is shifted to large k -s.

In Fig 4 we depict the corresponding full three point cumulant ac_2 , i.e. the second harmonic dependence on k , for the model case $N=m=3$. In this case even for $N_c = 3$ the diagram with 3 gluons in a dipole is a dominant one, giving 90 percent of the value of the cumulant. Similarly we depict ac_4 in Fig. 5.

Case II is depicted in Fig 6. We see a maximum when all momenta are equal that decays very fast if we move away from the maximum point for both integrals, the integrals decay slows the smaller B . The corresponding full cumulant ac is depicted in Fig. 7.

In Fig. 8 we depict the integrals T_2 , above, and \tilde{T}_2 , below, for two different momenta changing, where we took $B = 1GeV^{-2}$ and the constant momentum is $k = 1GeV$. We see a clear maximum at the point where all momenta are equal for both Integrals. In Fig.9 we depict the full ac for this case.

Let us note that due to very similar form of the j dependence of T_n and \tilde{T}_n , except their scale, the similar dependence on k -s will continue for the case of arbitrary m, N (with different overall coefficient depending on N, m).

We also compared the numerical results for small momenta with the the analytic expression (19) and expression (24) and found that they coincide.

IV. HIGH MULTIPLICITY.

A. Higher Order Diagrams.

We now consider the general case of $N, m > 3$. It was already noted above that the leading behaviour in powers of $1/(N_c^2 - 1)$ (and a resummation of series in terms of $m^2/(N_c^2 - 1)$) corresponds to diagrams with one tripole and arbitrary number of nonintersecting dipoles. However in this case there is also the term contributing to the cumulant that is suppressed by $1/N$ but of the first order in $1/(N_c^2 - 1)$. The corresponding resummation, analogous to the resummation for tripole, will lead to inclusion of the series corresponding to the diagrams with one dipole with 3 off-diagonal gluons and up to $[N/2 - 1]$ nonintersecting dipoles, such that each of the sources has only 2 (or zero) gluons coming out. Numerically for $N_c = 3$ the term with 3 gluon dipole is a dominant one up to very large multiplicities of order 100.

Consequently there are three types of diagrams we have to consider:

- **Type a:** The diagrams with arbitrary (up to $N/2$) number of dipoles with 2 off-diagonal gluons. These diagrams were considered in detail in [31]. Such diagrams, contribute to the

total cross section $\hat{\sigma}$.

- **Type b:** There is one 3-gluon dipole and $d < N/2$ nonintersecting dipoles with 2 off-diagonal gluons.
- **Type c:** There is one dipole with 3 off-diagonal gluons and d nonintersecting dipoles with 2 off-diagonal gluons each.

Let us recall the calculation of the combinatorial coefficients for the case a). We first pick 2 gluons and 2 sources for each 2-gluon dipole. From the picked gluons we get a factor of $\binom{1}{2}$:

$$\binom{m}{2} \binom{m-2}{2} \cdots \binom{m-2d+2}{2} \frac{1}{d!} = \frac{(m)!}{2^d d! (m-2d)!}. \quad (26)$$

The sources give us a similar factor of:

$$\binom{N}{2} \binom{N-2}{2} \cdots \binom{N-2d+2}{2} = \frac{(N)!}{2^d (N-2d)!}. \quad (27)$$

For type b diagrams we have an additional multiplier coming from the number of choices of the 3-gluon dipole given by:

$$3 \binom{m}{3} 3! \binom{N}{2} \quad (28)$$

For type c the number of choices for the tripole give us a factor:

$$3 \binom{m}{3} 3! \binom{N}{3} \quad (29)$$

Only diagrams of type b and c contribute to harmonics of $n > 0$ so we can write:

$$\begin{aligned} \frac{d^3 \hat{\sigma}}{\prod_{i=1}^{i=3} d\Gamma_i} &\propto N_c^m (N_c^2 - 1)^N N^m \prod_{i=1}^{i=3} |\vec{f}(\mathbf{k}_i)|^2 \\ &\times \left\{ \sum_{d=0}^{\lfloor (N-2)/2 \rfloor} \left(\frac{\hat{D}_0 F_{corr}^{(2)}(N, m)}{N^2 (N_c^2 - 1)} \right)^d \frac{2^3 3! F_{corr}^{(3)}(N, m)}{N^3 4 (N_c^2 - 1)} \frac{m! N!}{d! 3! 2! (m-2d-3)! (N-2d-2)!} \right. \\ &\times \int_{\rho} \cos(\mathbf{k}_1 \cdot \mathbf{r}_{12}) \cos(\mathbf{k}_2 \cdot \mathbf{r}_{12}) \cos(\mathbf{k}_3 \cdot \mathbf{r}_{12}) \\ &+ \sum_{d=0}^{\lfloor (N-3)/2 \rfloor} \left(\frac{\hat{D}_0 F_{corr}^{(2)}(N, m)}{N^2 (N_c^2 - 1)} \right)^d \frac{2^3 3! F_{corr}^{(3)}(N, m)}{N^3 (N_c^2 - 1)^2} \frac{m! N!}{d! (3!)^2 (m-2d-3)! (N-2d-3)!} \\ &\left. \times \int_{\rho} \cos(\mathbf{k}_1 \cdot \mathbf{r}_{12}) \cos(\mathbf{k}_2 \cdot \mathbf{r}_{23}) \cos(\mathbf{k}_3 \cdot \mathbf{r}_{31}) \right\}. \end{aligned} \quad (30)$$

Here we defined the integral \hat{D}_0 corresponding to the off-diagonal dipole component of the wave function of the nucleon fully integrated out i.e. integrated both over the source positions and the momenta of the gluons:

$$\hat{D}_0 \equiv \int (r_{12} dr_{12}) \left(\prod_{j=1,2} k_j dk_j \left(|\vec{f}(\mathbf{k}_j)|^2 \right) \right) \frac{e^{-\frac{r_{12}^2}{4B}}}{2B} J_0(k_1 r_{12}) J_0(k_2 r_{12}). \quad (31)$$

This integral is determined by a normalized radiation amplitude \vec{f} and like in [31] can be considered as a free parameter (coinciding with the one in [31]). This integral is expected to be between 0 and 1 [31].

It was noted [30] that the diagonal gluons contribute to the interference diagrams by renormalizing them, i.e. multiplying by factors $F(m, N)$ that can be easily calculated. For renormalisation factors $F^{(2)}$ and $F^{(3)}$ connected with diagonal gluons for dipole and tripole diagrams relevant for our discussion we have the explicit expressions:

$$F^{(3)}(N, m) = \frac{(m-3)!}{m!} (6(m-2N)N^2 + 6(N-1)^{m-1}N^{3-m}(-2+m+2N)). \quad (32)$$

In the limit $N \rightarrow \infty, m \rightarrow \infty, m/N = \bar{m} = const$, we have

$$F^{(3)}(N, m) \rightarrow F^{(3)}(\bar{m}) = 6 \frac{e^{-\bar{m}}(2+\bar{m})}{\bar{m}^3} + 6 \frac{\bar{m}-2}{\bar{m}^3}. \quad (33)$$

In the same way it was obtained in [30]

$$F^{(2)}(N, m) = \frac{2N^{1-m}(N(N-1)^m + mN^m - N^{1+m})}{m(m-1)}, \quad (34)$$

and in the limit $N \rightarrow \infty, m \rightarrow \infty, m/N = \bar{m} = const$, we have

$$F^{(2)}(N, m) \rightarrow F^{(2)}(\bar{m}) = \frac{2\bar{m} + 2e^{-\bar{m}} - 2}{\bar{m}^2}. \quad (35)$$

For the the 3-gluon dipole we get a correction factor that is the same as $F^{(3)}(N, m)$, as calculated in appendix B. For nonintersecting dipoles/tripoles it is possible to prove that the corresponding renormalisation factors factorize.

To find the differential multiplicity we also need to find the total cross section $\hat{\sigma}$ in the same approximation. This cross section is equal to

$$\begin{aligned} \hat{\sigma} &\propto N_c^m (N_c^2 - 1)^N N^m \\ &\times \left\{ \left(\sum_{d=0}^{\lfloor N/2 \rfloor} \frac{\hat{D}_0 F_{corr}^{(2)}(N, m)}{N^2 (N_c^2 - 1)} \right)^d \frac{m! N!}{d! (m-2d)! (N-2d)!} \right\} \end{aligned}$$

$$\begin{aligned}
& + \frac{3^3 F_{corr}^{(3)}(N, m) \hat{T}_0}{N^3 (N_c^2 - 1)} \sum_{d=0}^{\lfloor (N-2)/2 \rfloor} \left(\frac{\hat{D}_0 F_{corr}^{(2)}(N, m)}{N^2 (N_c^2 - 1)} \right)^d \frac{m! N!}{d! 2! 3! (m - 2d - 3)! (N - 2d - 2)!} \\
& + \frac{3^3 F_{corr}^{(3)}(N, m) \hat{T}_0}{N^3 (N_c^2 - 1)^2} \sum_{d=0}^{\lfloor (N-3)/2 \rfloor} \left(\frac{\hat{D}_0 F_{corr}^{(2)}(N, m)}{N^2 (N_c^2 - 1)} \right)^d \frac{m! N!}{d! (3!)^2 (m - 2d - 3)! (N - 2d - 3)!} \},
\end{aligned} \tag{36}$$

where we define the integrals:

$$\hat{T}_0 \equiv \frac{2}{3^3} \int (r_{12} dr_{12}) \prod_{j=1}^3 k_j dk_j |\vec{f}(\mathbf{k}_j)|^2 \frac{e^{-\frac{r_{12}^2}{4B}}}{B} J_0(k_1 r_{12}) J_0(k_2 r_{12}) J_0(k_3 r_{12}), \tag{37}$$

$$\begin{aligned}
\hat{T}_0 & \equiv \frac{2^2}{3^5} \int (d^2 r_{12} d^2 r_{23}) \prod_{j=1}^3 k_j dk_j |\vec{f}(\mathbf{k}_j)|^2 \frac{e^{-\frac{r_{12}^2 + \vec{r}_{12} \cdot \vec{r}_{23} + r_{23}^2}{3B}}}{(2\pi B)^2} \\
& \times J_0(k_1 r_{12}) J_0(k_2 r_{23}) J_0(k_3 |\vec{r}_{12} + \vec{r}_{23}|),
\end{aligned} \tag{38}$$

corresponding to the integrated out tripole and integrated out dipole with 3 off-diagonal gluons. Note that the radiation amplitude \vec{f} define the \hat{T}_0 and $\hat{\hat{T}}_0$ values, i.e. they are not free parameter of the model anymore, i.e. if we know \hat{D}_0 the values of \hat{T}_0 and $\hat{\hat{T}}_0$ are correlated with the value of \hat{D}_0 .

For the differential multiplicity we obtain:

$$\begin{aligned}
\frac{d^3 N}{d\Gamma_1 d\Gamma_2 d\Gamma_3} & = \frac{d^3 \sigma}{\sigma d\Gamma_1 d\Gamma_2 d\Gamma_3} \\
& \approx \left(\prod_{i=1}^3 |\vec{f}(\mathbf{k}_i)|^2 \right) \hat{\sigma}^{-1} \\
& \times \left[\frac{2 F_{corr}^{(3)}(N, m)}{N^3 (N_c^2 - 1)} \sum_{d=0}^{\lfloor (N-2)/2 \rfloor} \left(\frac{\hat{D}_0 F_{corr}^{(2)}(N, m)}{N^2 (N_c^2 - 1)} \right)^d \frac{m! N!}{d! 2! 3! (m - 2d - 3)! (N - 2d - 2)!} \right. \\
& \times \int_{\rho} \cos(\mathbf{k}_1 \cdot \mathbf{r}_{12}) \cos(\mathbf{k}_2 \cdot \mathbf{r}_{12}) \cos(\mathbf{k}_3 \cdot \mathbf{r}_{12}) \\
& \left. + \frac{2^3 F_{corr}^{(3)}(N, m)}{N^3 (N_c^2 - 1)^2} \sum_{d=0}^{\lfloor (N-3)/2 \rfloor} \left(\frac{\hat{D}_0 F_{corr}^{(2)}(N, m)}{N^2 (N_c^2 - 1)} \right)^d \frac{m! N!}{d! (3!)^2 (m - 2d - 3)! (N - 2d - 3)!} \right]
\end{aligned}$$

$$\times \int_{\rho} \cos(\mathbf{k}_1 \cdot \mathbf{r}_{12}) \cos(\mathbf{k}_2 \cdot \mathbf{r}_{23}) \cos(\mathbf{k}_3 \cdot \mathbf{r}_{31}) \Big], \quad (39)$$

where

$$\hat{\sigma} \equiv \sum_{d=0}^{\lfloor N/2 \rfloor} \left(\frac{\hat{D}_0 F_{corr}^{(2)}(N, m)}{N^2 (N_c^2 - 1)} \right)^d \frac{m! N!}{d! (m - 2d)! (N - 2d)!}. \quad (40)$$

is the total cross section. We have shown by direct numerical calculation that the contribution to the total cross section of the integrated out 3-gluon dipole and of the integrated out tripole are negligible compared to the 2-gluon dipole terms, so we can ignore the dependence on \hat{T}_0 and $\hat{\hat{T}}_0$

For differential one gluon distribution we have in this approximation:

$$\frac{dN}{d\Gamma} = m \left| \vec{f}(\mathbf{k}) \right|^2. \quad (41)$$

We will can now write for the parts corresponding to the 3-gluon dipole and a the tripole contribution

$$\begin{aligned} ac_n^{3,2} \{3\} &= \frac{3^3 F_{corr}^{(3)}(N, m)}{\binom{m}{3} \hat{\sigma} N^3 (N_c^2 - 1)} \tilde{T}_n / 3 \\ &\times \sum_{d=0}^{\lfloor (N-2)/2 \rfloor} \left(\frac{\hat{D}_0 F_{corr}^{(2)}(N, m)}{N^2 (N_c^2 - 1)} \right)^d \frac{m! N!}{d! 2! 3! (m - 2d - 3)! (N - 2d - 2)!} \\ ac_n^{3,3} \{3\} &= \frac{3^3 F_{corr}^{(3)}(N, m)}{\binom{m}{3} \hat{\sigma} N^3 (N_c^2 - 1)^2} T_n \\ &\times \sum_{d=0}^{\lfloor (N-3)/2 \rfloor} \left(\frac{\hat{D}_0 F_{corr}^{(2)}(N, m)}{N^2 (N_c^2 - 1)} \right)^d \frac{m! N!}{d! (3!)^2 (m - 2d - 3)! (N - 2d - 3)!} \\ ac_n &= ac_n^{3,2} \{3\} + ac_n^{3,3} \{3\}. \end{aligned} \quad (42)$$

Note that taking $\hat{D}_0 = 0$ or equivalently, only $d = 0$ term in the expansion for $\hat{\Sigma}$ we return to the result (11) for for $N=m=3$ of the previous section.

B. Numerical Results.

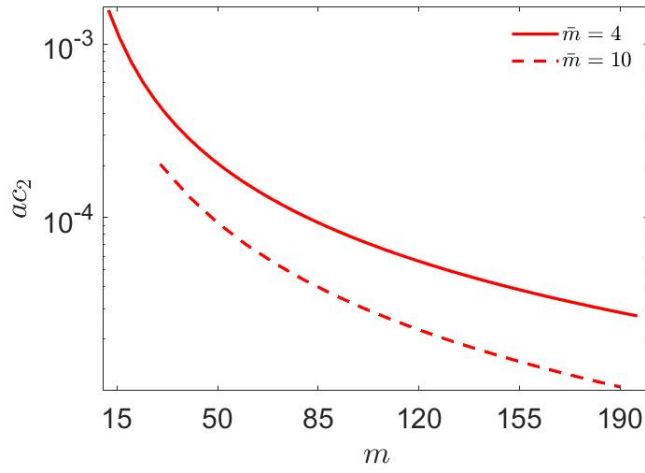


FIG. 10: The dependence of the maximum value of ac_2 (as a function of momenta) on multiplicity m for different values of \bar{m} where $\hat{D}_0 = 0.1$ and $N_c = 3$.

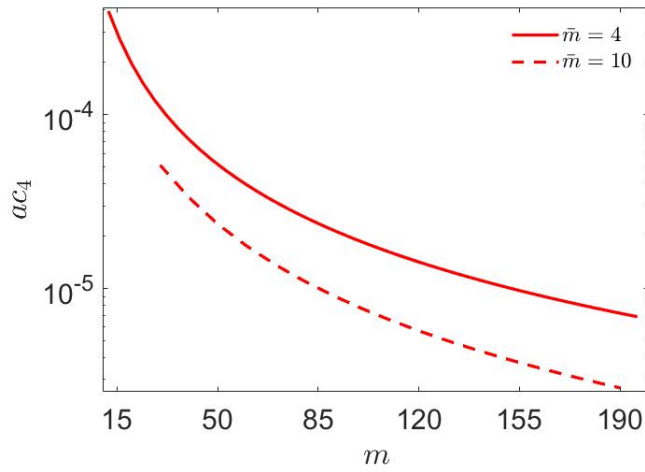


FIG. 11: The dependence of the maximum value of ac_4 (as a function of momenta) on multiplicity m for different values of \bar{m} where $\hat{D}_0 = 0.1$ and $N_c = 3$.

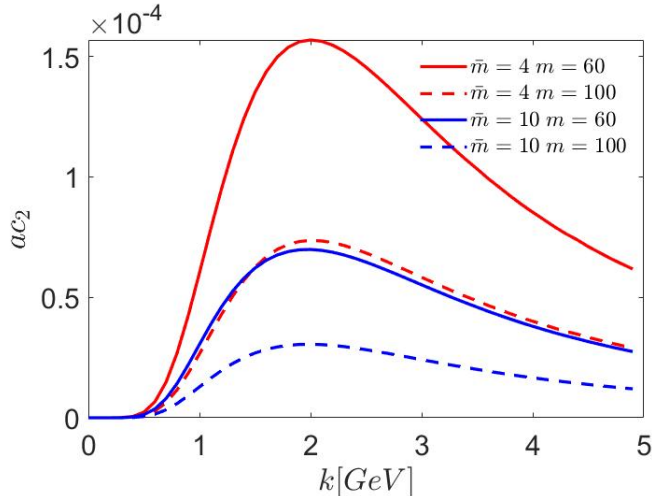


FIG. 12: The form of the ac_2 for $k_1 = k_2 = k_3$ and for different values of multiplicity m , with $\hat{D}_0 = 0.1$, $B = 1 \text{ GeV}^{-2}$, $N_c = 3$.

We now look at ac as a function of the multiplicity for different values of $\bar{m} \equiv m/N$.

We first look at ac_2 as a function of m for fixed values of $\bar{m} = 4, 10$. In Fig. 10 we depict the dependence on m of the maximum value of ac_2 as function of transverse momenta. We see that the value of ac_2 decreases slowly with multiplicity, and the characteristic scale of ac_2 for moderate $m \sim 50$ is of order 2×10^{-4} .

It is interesting to note that the scale of two point correlator $v_2^2 \{2\} \equiv sc_2^2$ calculated in [31] was $\sim 4 - 5 \times 10^{-3}$, i.e. we have the decrease of order $2(N_c^2 - 1)$ the ratio of ac_2 and v_2^2 , and this ratio very weakly depends on multiplicity.

In Fig 11 we depict the analogous dependence of ac_4 . We depict the k -dependence of ac_2 for various multiplicities in Fig. 12. We see that the k -dependence is practically independent on multiplicity (up to an overall scaling factor), and is the same as in $N=m=3$ case.

V. COMPARISON WITH THE EXPERIMENTAL RESULTS.

It will be interesting to compare our results with the recent experimental data [32]. In that paper the average of the second harmonic over experimental data was taken with momenta varying in two different kinematic regions $k \in [0.3, 3] \text{ GeV}$ and $k \in [0.5, 5] \text{ GeV}$.

Recall that we can completely separate the dependence of the momenta and n , in the form of \tilde{T}_n and T_n , and the dependence on all other parameters like multiplicity, number of sources, N_c

and the model constant \hat{D}_0 , It is convenient to define:

$$R^{3,2}(N, m, N_c, \hat{D}_0) \equiv \frac{ac_n^{3,2}\{3\}}{\tilde{T}_n}$$

$$R^{3,3}(N, m, N_c, \hat{D}_0) \equiv \frac{ac_n^{3,3}\{3\}}{T_n}. \quad (43)$$

Since all of the dependence on the momenta in our model is contained in k-dependent functions $T_n(k_1, k_2, k_3)$ and $\tilde{T}_n(k_1, k_2, k_3)$ we can calculate the averages:

	$B = 1 \text{ GeV}^{-2}$	$B = 2 \text{ GeV}^{-2}$	$B = 4 \text{ GeV}^{-2}$
$\langle T_2 \rangle_{0.3-3\text{GeV}} = \frac{\int_{0.3}^3 dk_1 dk_2 dk_3 T_2}{(3-0.3)^3}$	9.4×10^{-3}	6.5×10^{-3}	2.7×10^{-3}
$\langle \tilde{T}_2 \rangle_{0.3-3\text{GeV}} = \frac{\int_{0.3}^3 dk_1 dk_2 dk_3 \tilde{T}_2}{(3-0.3)^3}$	2.1×10^{-2}	1.6×10^{-2}	1.1×10^{-2}
$\langle T_2 \rangle_{0.5-5\text{GeV}} = \frac{\int_{0.5}^5 dk_1 dk_2 dk_3 T_2}{(5-0.5)^3}$	4.1×10^{-3}	1.4×10^{-3}	1.5×10^{-3}
$\langle \tilde{T}_2 \rangle_{0.5-5\text{GeV}} = \frac{\int_{0.5}^5 dk_1 dk_2 dk_3 \tilde{T}_2}{(5-0.5)^3}$	1.4×10^{-2}	8.7×10^{-3}	5.0×10^{-3}

The value of the cumulant is obtained by calculating:

$$\langle ac_2 \{3\} \rangle = R^{3,2} \langle \tilde{T}_2 \rangle + R^{3,3} \langle T_2 \rangle. \quad (44)$$

The results are depicted in Fig.13:

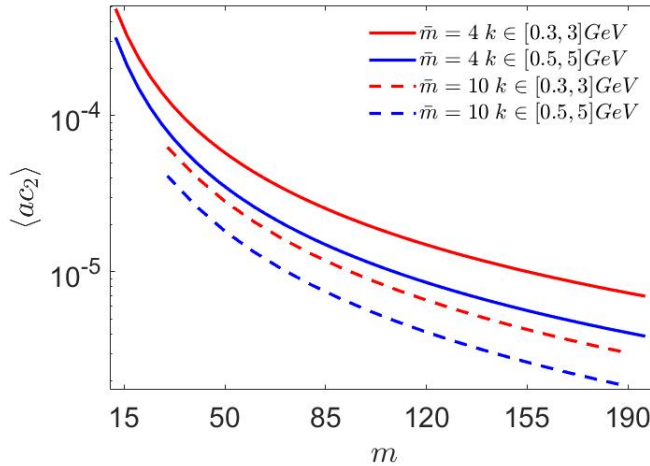


FIG. 13: The 3 point cumulant ac^3 averaged over region $0.5 < k_i < 3$ and $0.5 < k_i < 3$ ($i=1,2,3$)

We see that the average ac_2 is of correct scale 10^{-4} for multiplicities $m \leq 50$ (for $\bar{m} = 4$), and if we average over region $0.5 \leq k \leq 3$ GeV. However for higher multiplicities the theoretical result decreases with total m Thus ultiplicity rather rapidly, contrary to the experimental data, which

shows the independence of ac on multiplicity for large m . Note however that these averages are very sensitive to explicit k -dependence and even small inaccuracy in k -dependence leads to rather large inaccuracy in the average. Moreover, our results may be less accurate for large transverse momenta, where soft gluon approximation is less accurate.

VI. CONCLUSIONS.

We have studied the influence of the effects of colour interference and colour flow on the three point asymmetric cumulants using the model [30, 31].

We get qualitative agreement of our results for asymmetric correlator with the scale of available experimental data [32], at least for moderate multiplicities $m \sim 50$. Note that only integrated experimental data is available, decreasing the possibility of detailed comparison with the experimental results. This data seems however to be very sensitive on precise transverse momenta dependence. Thus the detailed comparison between theoretical and experimental results demands further measurements, in particular the detailed study of transverse momenta dependence, as it was done already for symmetric correlators.

From our side we carried the detailed study of the transverse momenta dependence and characteristic scale of the correlator.

The discrepancy with the experimental data is seen in the decrease of the ac cumulant with multiplicity m at high multiplicities, the analogous behaviour was also noted for symmetric cumulants in [31]. The experimental data indicates that cumulants are virtually independent of multiplicity. We expect that further study of the model, in particular inclusion of higher suppressed diagrams (like quadrupole like ones) will improve the dependence on multiplicity both for symmetric and asymmetric correlators [35].

Acknowledgements This research was supported by ISF grant number 2025311. The authors thank M. Strikman for reading the manuscript and J. Jia for discussion on experimental data.

Appendix A: Small momentum limit

Consider the case of the very small transverse momenta for a tripole. Looking at very small momenta, $k_j \ll B^{-1/2}$ for all 3 momenta we can take the Taylor expansion of the Bessel functions

$$J_n(z) \simeq \frac{z^n}{n!2^n} \tag{A1}$$

to find:

$$\begin{aligned}
T_n &\simeq \frac{2^{4(1-n)} (k_1 k_2 k_3^2)^n}{3^2 (n!)^2 (2n)! (2\pi B)^2} \int dr_{12} dr_{23} d\alpha_{12} d\alpha_{23} r_{12}^{1+n} r_{23}^{1+n} e^{-\frac{r_{12}^2 + \vec{r}_{12} \cdot \vec{r}_{23} + r_{23}^2}{3B}} \\
&\times (\cos(\alpha_{12}) + \sin(\alpha_{12}))^n (\cos(\alpha_{23}) + \sin(\alpha_{23}))^n \\
&\times (r_{12} \cos(\alpha_{12}) + r_{23} \cos(\alpha_{23}) - i(r_{12} \sin(\alpha_{12}) + r_{23} \sin(\alpha_{23})))^{2n}.
\end{aligned} \tag{A2}$$

Note that from dimensional analysis for small momenta

$$ac_n \propto (B^2 k_1 k_2 k_3^2)^n \tag{A3}$$

Simplifying the integral (A2) we obtain in the limit of small k_i :

$$\begin{aligned}
T_n &\simeq \frac{(3B)^2 2^{4(1-n)} (3^2 B^2 k_1 k_2 k_3^2)^n}{3^2 (n!)^2 (2n)! (2\pi B)^2} \int_{R^4} dx_1 dx_2 dy_1 dy_2 \\
&\times \frac{\partial^n}{\partial \alpha^n} \frac{\partial^n}{\partial \beta^n} \frac{\partial^{2n}}{\partial \gamma^{2n}} e^{-(x_1^2 + x_1 x_2 + x_2^2 + y_1^2 + y_1 y_2 + y_2^2) + \alpha(x_1 + i y_1) + \beta(x_2 + i y_2) + \gamma(x_1 + x_2 - i(y_1 + y_2))} \Big|_{\alpha=\beta=\gamma=0} \\
&= \frac{2^{4(1-n)} (3^2 B^2 k_1 k_2 k_3^2)^n}{(n!)^2 (2n)! (2\pi)^2} \frac{\partial^n}{\partial \alpha^n} \frac{\partial^n}{\partial \beta^n} \frac{\partial^{2n}}{\partial \gamma^{2n}} \frac{4\pi^2}{3} e^{\frac{2}{3}\gamma(\alpha+\beta)} \Big|_{\alpha=\beta=\gamma=0} \\
&= \frac{2^{4(1-n)} (3^2 B^2 k_1 k_2 k_3^2)^n}{3 (n!)^2 (2n)!} (2n)! \left(\frac{2}{3}\right)^{2n} = \frac{2^{4+2n} (B^2 k_1 k_2 k_3^2)^n}{3 (n!)^2}.
\end{aligned} \tag{A4}$$

Note that all expressions above are understood to be symmetrized over gluons 1,2,3, i.e. equal to sum $\frac{1}{3} \sum_{1,2,3}$.

We can also use the same approximation to find:

$$\tilde{T}_n \simeq \frac{2^{1-4n} (\text{Sym}(k_1 k_2 k_3^2))^n}{B (n!)^2 (2n)!} \int dr_{12} r_{12}^{1+4n} e^{-\frac{r_{12}^2}{4B}}. \tag{A5}$$

This lives us with an integral that is easily solved by taking $u = \frac{r_{12}^2}{4B}$ and we get the result:

$$\tilde{T}_n \simeq \frac{2^2 (B^2 k_1 k_2 k_3^2)^n}{(n!)^2}. \tag{A6}$$

Appendix B: 3-gluon dipole correction

In the Same way they found the correction in Ref. [30] We can find the correction factor for the case for the 3-guon dipole. We note that if we are are looking at an ordered list of emitted gluons

we can with only 3 off-diagonal gluons that make the 3-gluon dipole we can divide the diagonal gluons into 4 kinds, if the off-diagonal gluons are (1, 2, 3) the diagonal gluons can be before 1, between 1 and 2, between 2 and 3 and after 3, the ones between 1 and 2 and between 2 and 3 will give us a factor of 1/2 if they are on the same sources as the off-diagonal gluons, and the others will give as a factor of 1. We first need the number of incoherent diagrams will be:

$$\begin{aligned}
N_{incoh} &= \sum_{j_{12}=0}^{m-3} \sum_{j_{23}=0}^{m-3-j_{12}} N^{m-3-j_{12}-j_{23}} (m-2-j_{12}-j_{23}) \\
&\times \sum_{l_{12}=0}^{j_{12}} \binom{j_{12}}{l_{12}} 2^{l_{12}} (N-2)^{j_{12}-l_{12}} \\
&\times \sum_{l_{23}=0}^{j_{23}} \binom{j_{23}}{l_{23}} 2^{l_{23}} (N-2)^{j_{23}-l_{23}} \\
&= \frac{m!}{3!(m-3)!} N^{m-3} \tag{B1}
\end{aligned}$$

where j_{ab} counts the number of diagonal gluons between a and b and l_{ab} counts how many of them are on the same gluons as the 3-gluons dipole.

The correction coefficient is then calculated by taking into account the factor of $1/2^l$, coming from identity $T^a T^b T^a = T^b/2$:

$$\begin{aligned}
F^{(3,2)}(N, m) &= \frac{1}{N_{incoh}} \sum_{j_{12}=0}^{m-3} \sum_{j_{23}=0}^{m-3-j_{12}} N^{m-3-j_{12}-j_{23}} (m-2-j_{12}-j_{23}) \\
&\times \sum_{l_{12}=0}^{j_{12}} \binom{j_{12}}{l_{12}} 2^{l_{12}} (N-2)^{j_{12}-l_{12}} 2^{-l_{12}} \\
&\times \sum_{l_{23}=0}^{j_{23}} \binom{j_{23}}{l_{23}} 2^{l_{23}} (N-2)^{j_{23}-l_{23}} 2^{-l_{23}} \\
&= \frac{(m-3)!}{m!} (6(m-2N)N^2 + 6(N-1)^{m-1} N^{3-m} (-2+m+2N)). \tag{B2}
\end{aligned}$$

We note that this is exactly $F^{(3)}(N, m)$, as we can see from [30].

[1] K.Aamodtetal *et al.*, [ALICECollaboration], Phys.Rev.Lett. **107**(2011)032301[arXiv:1105.3865[nucl-ex]].

- [2] B.B.Abelev *et al.*, [ALICE Collaboration], *Phys.Rev.* **C90** (2014)no.5,054901 [arXiv:1406.2474[nucl-ex]].
- [3] V.Khachatryan *et al.*, [CMS Collaboration], *Phys.Rev.Lett.* **115** (2015)no.1,012301 [arXiv:1502.05382[nucl-ex]].
- [4] M.Aaboud *et al.*, [ATLAS Collaboration], *Eur.Phys.J.* **C77** (2017)no.6,428 [arXiv:1705.04176[hep-ex]].
- [5] A.Adare *et al.*, [PHENIX Collaboration], *Phys.Rev.Lett.* **114** (2015)no.19,192301 [arXiv:1404.7461[nucl-ex]].
- [6] L.Adamczyk *et al.*, [STAR Collaboration], *Phys.Lett.* **B747**(2015)265 [arXiv:1502.07652[nucl-ex]].
- [7] P. Romatschke and U. Romatschke, doi:10.1017/9781108651998 [arXiv:1712.05815 [nucl-th]].
- [8] N. Borghini and C. Gombeaud, *Eur. Phys. J. C* **71** (2011), 1612 doi:10.1140/epjc/s10052-011-1612-7 [arXiv:1012.0899 [nucl-th]].
- [9] J. Xu and C. M. Ko, *Phys. Rev. C* **83** (2011), 034904 doi:10.1103/PhysRevC.83.034904 [arXiv:1101.2231 [nucl-th]].
- [10] J. Uphoff, F. Senzel, O. Fochler, C. Wesp, Z. Xu and C. Greiner, *Phys. Rev. Lett.* **114** (2015) no.11, 112301 doi:10.1103/PhysRevLett.114.112301 [arXiv:1401.1364 [hep-ph]].
- [11] A. Kurkela, U. A. Wiedemann and B. Wu, *Eur. Phys. J. C* **79** (2019) no.9, 759 doi:10.1140/epjc/s10052-019-7262-x [arXiv:1805.04081 [hep-ph]].
- [12] A. Kurkela, A. Mazeliauskas and R. Törnkvist, [arXiv:2104.08179 [hep-ph]].
- [13] A. Buckley, J. Butterworth, S. Gieseke, D. Grellscheid, S. Hoche, H. Hoeth, F. Krauss, L. Lönnblad, E. Nurse and P. Richardson, *et al.* *Phys. Rept.* **504** (2011), 145-233 [arXiv:1101.2599 [hep-ph]].
- [14] N. Fischer and T. Sjöstrand, *JHEP* **01** (2017), 140 doi:10.1007/JHEP01(2017)140 [arXiv:1610.09818 [hep-ph]].
- [15] C. Bierlich, G. Gustafson and L. Lönnblad, *Phys. Lett. B* **779** (2018), 58-63 doi:10.1016/j.physletb.2018.01.069 [arXiv:1710.09725 [hep-ph]].
- [16] M. Mace, V. V. Skokov, P. Tribedy and R. Venugopalan, *Phys. Rev. Lett.* **121** (2018) no.5, 052301 [erratum: *Phys. Rev. Lett.* **123** (2019) no.3, 039901] [arXiv:1805.09342 [hep-ph]].
- [17] A. Bzdak, B. Schenke, P. Tribedy and R. Venugopalan, *Phys. Rev. C* **87** (2013) no.6, 064906 doi:10.1103/PhysRevC.87.064906 [arXiv:1304.3403 [nucl-th]].
- [18] T. Altinoluk, N. Armesto, G. Beuf, A. Kovner and M. Lublinsky, *Phys. Lett. B* **751** (2015), 448-452 doi:10.1016/j.physletb.2015.10.072 [arXiv:1503.07126 [hep-ph]].
- [19] T. Altinoluk and N. Armesto, *Eur. Phys. J. A* **56** (2020) no.8, 215 doi:10.1140/epja/s10050-020-00225-6 [arXiv:2004.08185 [hep-ph]].
- [20] J.R. Gaunt and W.J. Stirling, *JHEP* **1003**, 005 (2010)
- [21] B. Blok, Yu. Dokshitzer, L. Frankfurt and M. Strikman, *Phys. Rev. D* **83**, 071501 (2011)
- [22] M. Diehl, *PoS D* **IS2010** (2010) 223
- [23] J.R. Gaunt and W.J. Stirling, *JHEP* **1106**, 048 (2011)

- [24] B. Blok, Yu. Dokshitzer, L. Frankfurt and M. Strikman, Eur. Phys. J. C **72**, 1963 (2012)
- [25] M. Diehl, D. Ostermeier and A. Schafer, JHEP **1203** (2012) 089
- [26] B. Blok, Y. Dokshitzer, L. Frankfurt and M. Strikman, Eur. Phys. J. C **74** (2014) 2926
- [27] M. Diehl, J. R. Gaunt and K. Schönwald, JHEP **1706** (2017) 083
- [28] A. V. Manohar and W. J. Waalewijn, Phys. Rev. D **85** (2012) 114009
- [29] P. Bartalini and J. R. Gaunt, editors, “Multiple Parton Interactions at the LHC,” Adv. Ser. Direct. High Energy Phys. **29** (2018), pp.1-450 doi:10.1142/10646
- [30] B. Blok, C. D. Jakel, M. Strikman, U. A. Wiedemann, J. High Energy Phys. **1712** (2017) 074 [arXiv:1708.08241 [hep-ph]].
- [31] B. Blok, U. A. Wiedemann, Phys. Lett. B 795 (2019) 259-265 [arXiv:1708.08241 [hep-ph]].
- [32] M. Aaboud *et al.* [ATLAS Collaboration], Phys. Lett. B 789 (2019) 444-471 [arXiv:1807.02012v2 [nucl-ex]].
- [33] Y. L. Dokshitzer, V. A. Khoze, A. H. Mueller and S. I. Troian, “Basics of perturbative QCD,” Gif-sur-Yvette, France: Ed. Frontieres (1991) 274 p..
- [34] Bateman, H., Erdelyi, A. Higher Transcendental Functions, Vol.I-III. McGraw-Hill Book Company, New York 1953 .
- [35] B. Blok and R. Segev, in preparation.