
Machine Learning with a Reject Option: A survey

Hendrickx Kilian · Perini Lorenzo · Van der Plas Dries · Meert Wannes · Davis Jesse

Received: 23 July 2021

Abstract Machine learning models always make a prediction, even when it is likely to be inaccurate. This behavior should be avoided in many decision support applications, where mistakes can have severe consequences. Albeit already studied in 1970, machine learning with a reject option recently gained interest. This machine learning subfield enables machine learning models to abstain from making a prediction when likely to make a mistake.

This survey aims to provide an overview on machine learning with a reject option. We introduce the conditions leading to two types of rejection, ambiguity and novelty rejection. Moreover, we define the existing architectures for models with a reject option, describe the standard learning strategies to train such models and relate traditional machine learning techniques to rejection. Additionally, we review strategies to evaluate a model's predictive and rejective quality. Finally, we provide examples of relevant application domains and show how machine learning with rejection relates to other machine learning research areas.

K. Hendrickx
Siemens Digital Industries Software, Leuven, Belgium
KU Leuven, Leuven, Belgium
E-mail: kilian.hendrickx@siemens.com
E-mail: kilian.hendrickx@cs.kuleuven.be

L. Perini
KU Leuven, Leuven, Belgium
E-mail: lorenzo.perini@cs.kuleuven.be

D. Van der Plas
OSG bv, Micromed Group, Kontich, Belgium
KU Leuven, Leuven, Belgium
University of Antwerp, Antwerp, Belgium
E-mail: dries.vanderplas@cs.kuleuven.be

W. Meert
KU Leuven; Leuven.AI, Leuven, Belgium
E-mail: wannes.meert@cs.kuleuven.be

J. Davis
KU Leuven; Leuven.AI, Leuven, Belgium
E-mail: jesse.davis@cs.kuleuven.be

Keywords Machine learning with rejection · Supervised learning · Trustworthy machine learning

Mathematics Subject Classification (2020) 68T05 · 68T02

Contents

1	Introduction	3
2	Preliminaries on machine learning with a reject option	4
3	Rejection types	5
4	Properties of a rejection model	7
5	Evaluating models with a reject option	14
6	Instantiating a model with a reject architecture	16
7	Learning a model with a reject option	23
8	Relation between model types and rejection	28
9	Applications of machine learning models that reject	31
10	Link to other research areas	32
11	Conclusions and perspectives	35

1 Introduction

The canonical task in machine learning is to learn a predictive model that captures the relationship between a set of input variables and a target variable on the basis of training data. Machine learned models are powerful because after training, they offer the ability to make accurate predictions about future examples. Since this enables automating a number of tasks that are difficult and/or time-consuming, such models are ubiquitously deployed.

However, their key functionality of always returning a prediction for a given novel input is also a drawback. While the model may produce accurate predictions in general, in certain circumstances this may not be the case. For example, there could be certain regions of the instance space where the model struggles to differentiate among the different classes. Or the current test example could be highly dissimilar to the data used to train the model. In certain application domains, such as medical diagnostics (Kotropoulos and Arce 2009) and engineering (Zou et al. 2011), mispredictions can have serious consequences. Therefore, it would be beneficial for a model to be cautious in situations where it is uncertain about its predictions. In these situations, the prediction task could be deferred to a human expert.

One way to accomplish this is to use machine learning models with a reject option. Such models assess their confidence in each prediction and have the option to abstain from making a prediction when they are likely to make a mistake. This ability to abstain from making a prediction has several benefits. First, by only making predictions when it is confident, it can result in improved performance for the retained instances (Pudil et al. 1992). Second, avoiding mispredictions can increase a user's trust in the system. Third, it can still result in time savings by only requiring human interventions to make decisions in a small number of cases. This machine learning sub-field was already studied in 1970 by Chow (1970) and Hellman (1970). However, the proliferation of applications has resulted in renewed interest in this area.

This survey aims to provide an overview of the subfield of machine learning with a reject option, which we structure around seven key research questions.

- Q1. How can we formalize the conditions for which a model should abstain from making a prediction?
- Q2. What architectures are possible for operationalizing (i.e., putting this into practice) the ability to abstain from making a prediction?
- Q3. How do we learn models that have the ability to abstain from making a prediction?
- Q4. Which types of rejections are possible when using standard machine learning models?
- Q5. How can we evaluate the performance of a machine learning method with a reject option?
- Q6. Where does the need for abstaining machine learning methods arise in real-world applications?
- Q7. How does machine learning with a reject option relate to other machine learning research areas?

In addition to the individual contributions of addressing each of these research questions, our major contribution is that we identify the main characteristics of

machine learning models with a reject option, allowing to structure the methods in this research field. By providing an overview of the research field as well as deeper insights into the various techniques, we aid to further advance this research area, as well its adaptation in real-world applications.

The remainder of this paper is structured as follows. In Section 2, we formalize the setting in which machine learning with rejection operates. In Section 3, we answer Q1 and identify the two main motivations to abstain from making a prediction. Section 4 provides a general overview of how rejectors can be developed and learned, and how rejectors relate to the types of predictors (Q2, Q3, Q4). Section 5 introduces means to evaluate the performance of models with a reject option (Q5). In Section 6, Section 7, and Section 8, we provide a more detailed and structured overview on the actionable techniques to reject based on the relevant literature. In these sections, we focus, respectively, on the architecture, the learning phase, and the model type. Section 9 treats the main application fields (Q6), while Section 10 explores the relation of machine learning with a reject option with other research areas (Q7). Finally, Section 11 summarizes our conclusions and lists the main open research questions.

2 Preliminaries on machine learning with a reject option

The goal of a machine learning model’s reject option is to abstain from making a prediction when a model receives a test example where the risk of making a misprediction is too large. As these mispredictions typically relate to uncertainty, we further introduce the concept of machine learning with a reject option from a probabilistic perspective. Given a probability space, we indicate with X the multidimensional random variable representing the features, and with Y the target random variable. For the sake of generality, we do not restrict our setting to specific tasks, allowing Y to take values in $\{0, 1\}$ (binary classification), $\{0, \dots, K\}$ (multiclass classification), \mathbb{R} (regression), among other possibilities. Therefore, we indicate with \mathcal{Y} the general space in which the target variable Y takes values. In the same vein, we indicate the space where the random variable X takes values as \mathcal{X} . Let h^* be the unknown function that represents the true relationship between the features X and the target Y , allowing h^* to be either such that $Y = h^*(X)$, when the task is to directly predict the target value from the features, or such that $P(Y|X) = h^*(X)$ when the relation between X and Y is non-deterministic.

The goal of the predictor h is to approximate h^* as accurately as possible, where h is chosen from a certain hypothesis space \mathcal{H} and learned from training data. However, because h only *approximates* h^* , there will likely be regions of the instance space where h significantly differs from h^* and hence h produces inaccurate predictions. The goal of the rejector r is to identify these regions of the instance space. In practice, we want to reject the predictions where the model deviates from h^* by more than a given tolerance error. In classification tasks, this is usually equal to 0, while for regression, a tolerance greater than 0 allows small errors to be made.

Theoretically, a perfect rejector can be seen as a function $r^*: \mathcal{X} \rightarrow \mathbb{R}$ such that $r^*(x) = \mathcal{L}(h^*(x), h(x))$, where \mathcal{L} is an appropriate given distance function. Because the function h^* is unknown, the problem becomes to approximate the rejector by learning a function $r: \mathcal{X} \times \mathcal{Y} \rightarrow \mathbb{R}$ such that $r(x, h(x)) \leq 0$ (zero is included by

Table 1: Notation used in this article.

Symbol	Description
X	Random variable representing the features;
x	Vector of features of an example;
\mathcal{X}	Space in which X takes values;
Y	Random variable representing the target values;
y	Target value for a given features example x ;
\mathcal{Y}	Space in which Y takes values;
\mathcal{H}	Hypothesis space;
h^*	Underlying true relation between X and Y ;
h	Predictor;
r^*	Underlying true reject function;
r	Rejector;
m	Model with reject option;
\emptyset	Rejection symbol;
m_r	Rejector component of the model with reject option;
m_h	Predictor component of the model with reject option;
c	Confidence function that outputs a confidence score;
τ	Rejection threshold;
C_c, C_r, C_e	Costs of correct prediction, rejection, misprediction.

convention) when $r^*(x) > \varepsilon$ and $r(x, h(x)) > 0$ when $r^*(x) \leq \varepsilon$, where $\varepsilon \geq 0$ is the tolerance error.

A model with a reject option combines a predictor h and a rejector r . Formally, it is a function $m : \mathcal{X} \rightarrow \mathcal{Y} \cup \{\emptyset\}$ such that

$$m(x) = \begin{cases} \emptyset & \text{if the prediction is } \textit{rejected}; \\ h(x) & \text{if the prediction is } \textit{accepted}. \end{cases} \quad (1)$$

Consequently, a model with a reject option takes the output of the predictor when the rejector outputs a positive real number, while it takes the symbol \emptyset (meaning rejection) when the rejector determines that the predictor has a large chance of being incorrect. In this last situation, we say that the reject option is active for the given test example. We will derive more formal functions in Section 4.1, where the different types of rejectors are analyzed.

3 Rejection types

At a high level, a model may be at risk for making an incorrect prediction for two reasons:

1. **Ambiguity rejection.** The learned model h does not faithfully mimic h^* in certain regions of the instance space;
2. **Novelty rejection.** The model h receives a test example that is too dissimilar to any of the examples encountered during training.

Next, we describe these scenarios in more detail and explain why they may arise.

3.1 Ambiguity Rejection

Ambiguity rejection allows a model to abstain from making predictions in regions of the instance space where the model cannot recover the correct relationship between the features and the target variable (Flores 1958; Chow 1970; Hellman 1970; Fukunaga and Kessell 1972; Gyorfı et al. 1979; Xu et al. 1992). One may think that the common machine learning mantra that more training data will enable learning more accurate models will solve this problem. Unfortunately, there are several scenarios where adding more training data will not result in a more accurate model. First, there may be regions of the instance-space where the relationship between the features and the target variable is non-deterministic. Figure 1a illustrates this for a binary classification setting where there is a region of the instance space where positive and negative examples are overlapping. Similarly, Figure 2a illustrates a regression problem where there is a region of the instance space where the target variable’s value is highly variable. One way to interpret this issue is that the chosen feature space does not allow for accurately determining the value of the target value (e.g., some features are missing).

Second, the true target function h^* may lie outside the chosen hypothesis space \mathcal{H} . Figure 1b illustrates this in a binary classification problem in which a linear model (e.g., a perceptron) is chosen when the true target concept is non-linear. Having access to more data will not solve this problem and in some regions of the instance space, the model will make mispredictions due to this mismatch (Jiang et al. 2020). Mistakes arising from this mismatch are sometimes referred to as the *bias* component in a bias-variance decomposition of the error. Similarly, Figure 2b illustrates a regression problem where a quadratic model is used while the true relation is non-quadratic. While considering a more expressive hypothesis space may decrease such error, finding the most suitable class of models for a task requires domain knowledge. Moreover, more complex models are more computationally expensive to train (e.g., Neural Networks). In addition, they often require more data to learn an accurate model and tend to be more prone to overfitting. These drawbacks make it difficult or undesirable to consider a more expressive model.

3.2 Novelty Rejection

Novelty rejection, which is also called outlier (Vailaya and Jain 2000) or distance rejection (Dubuisson and Masson 1993), allows a model to abstain from making a prediction on an example that is very different from those examples contained in the training set (Dubuisson et al. 1985; Cordella et al. 1995a; Vasconcelos et al. 1995). It is well known that many machine learned models struggle when forced to extrapolate to regions of the instance space that were not present in the training data (Sambu Seo et al. 2000). Figures 1c and 2c illustrate this for a classification and a regression problem. In both cases, the three black stars represent test examples that are far away from the training examples. The learned model h may be inaccurate in these regions due to the lack of training data, which increases the chance of making a misprediction for these test examples.

There are several reasons why test examples may differ from the training data. First, the training set does not contain examples for each imaginable situation. Second, there may be artificial examples that are deliberately constructed to mis-

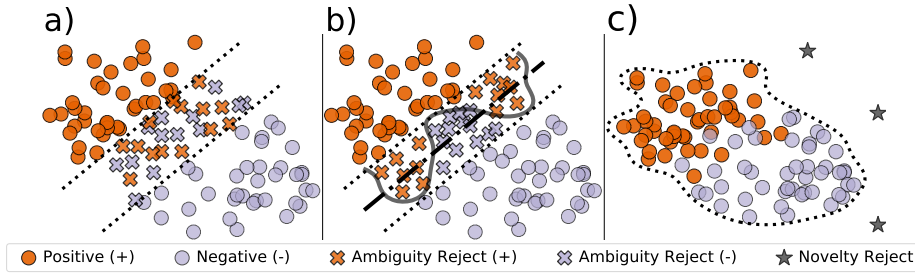


Fig. 1: Illustration of a classification scenario where the two classes overlap in a region. The dotted lines represent the rejector, the dash-dotted line the fitted predictor h , and the solid line the ground truth relation f . a) shows ambiguity rejection due to a non-deterministic relation between X and Y , b) introduces ambiguity rejection due to the model bias, and c) illustrates an example of novelty rejection. While in the first two plots the rejection region is inside the two dotted lines (examples with cross marks are rejected), in the third figure the rejected novel examples (stars) are outside the dotted line.

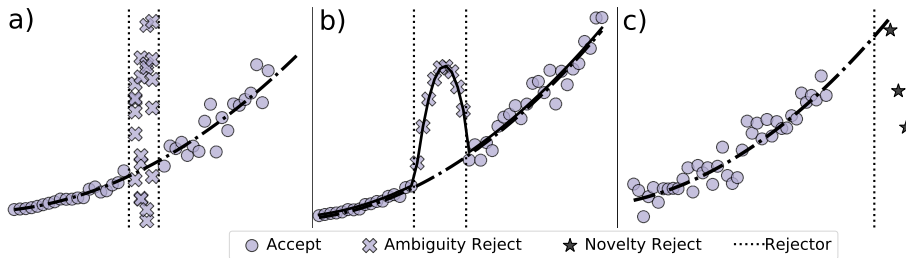


Fig. 2: Illustration of a regression scenario where rejection can be applied. The dash-dotted line represents the predictor h , while the solid line indicates the true function f . In a), examples in between the dotted lines are rejected (cross mark) due to the high variance of Y . In b), examples indicated with the cross mark are rejected due to the incorrect model bias. In c), star-marked examples are rejected because they differ from the training data (novelties).

lead the classifier (e.g., adversarial examples (Hosseini et al. 2017; Wang and Yiu 2020; Sotgiu et al. 2020)). Third, the new examples may simply be outliers (Urahama and Furukawa 1995; Lotte et al. 2008; Hsu et al. 2020), which can arise due to, e.g., broken sensors. Finally, there may be drift that leads to the emergence of novel data (Landgrebe et al. 2004; Homenda et al. 2014).

4 Properties of a rejection model

Machine learning models with a reject option can be investigated from three different perspectives: (i) the architecture, i.e., the relation between predictor and rejector at prediction time, (ii) the learning approach, i.e., the methods used to learn the predictor and rejector, and (iii) the model type, i.e., how the choice of

type of machine learning model can affect the type of rejection. In the next sections, we explore these categories by providing an answer to the following of our research questions:

- Q2. What architectures are possible for operationalizing the ability to abstain from making a prediction? (Section 4.1)
- Q3. How do we learn models that have the ability to abstain from making a prediction? (Section 4.2)
- Q4. Which types of rejections are possible when using standard machine learning models? (Section 4.3)

4.1 Architectures for a model with a reject option

We identify three architectural principles to develop a model with a reject option, based on the data flow between the predictor and rejector at prediction time. From this perspective, the model with a reject option can use a rejector that is a) separated from the predictor, sharing no information at all, b) dependent on the predictor, exploiting information from the predictor such as its output or its properties, or c) integrated with the predictor into a single model.

4.1.1 Separated rejector

In the separated rejector architecture, the rejector operates independently from the predictor. The most typical operationalization of this architecture lets the rejector serve as a filter that decides whether to pass a test example to the predictor. Figure 3 shows the data flow of a separated rejector. If the rejector decides to reject the example, then no prediction is made. Otherwise, the example is passed to the predictor, which returns a prediction. Formally, the model with separated rejector acts as

$$m(x) = \begin{cases} \emptyset & \text{if } r(x) \leq 0 \\ h(x) & \text{otherwise.} \end{cases} \quad (2)$$

Using a separated rejector has several benefits. First, the rejector is predictor agnostic. Hence, it can be combined with any type of predictor. Second, because the rejector can be trained independently of the predictor, it is possible to augment an existing predictor with a reject option using this architecture. Third, by serving as a filter, the predictor makes fewer predictions. This is particularly advantageous when there is a high computational cost associated with using the predictor. Fourth, the clear separation between the rejector and the predictor makes it transparent why a prediction was or was not made. Finally, this architecture is generally simpler to operationalize compared to rejectors that interact with the predictor.

However, there are several potential drawbacks. First, not sharing information between predictor and rejector results often in sub-optimal rejection performance because the rejector cannot always take advantage of the predictor’s mispredictions (Homenda et al. 2014). Second, this architecture is typically only used for novelty rejection because, by definition, it can only exploit the properties of an example with respect to the given training data and a novelty rejector only needs to assess how similar the test example is to the training set.

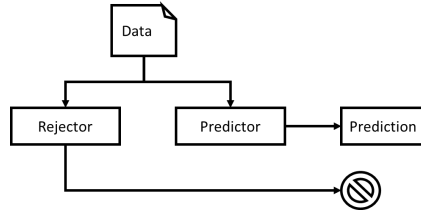


Fig. 3: Data flow in a separated rejector, in which both the predictor and the rejector are stand-alone models. The rejector is a filter and only passes accepted examples to the predictor.

4.1.2 Dependent rejector

In the dependent rejector architecture, the rejector depends on the output of the predictor. Figure 4 shows the data flow for the dependent rejector. In contrast to the separated rejector, the dependent rejector considers the predictor’s output for the considered test example to decide whether to reject it or not.

Formally, the model with dependent reject option acts as

$$m(x) = \begin{cases} \emptyset & \text{if } r(x, h) \leq 0 \\ h(x) & \text{otherwise.} \end{cases} \quad (3)$$

Designing a rejector as an extension on the predictor has several benefits. First, the interaction between the predictor and rejector enables ambiguity rejections. Second, a dependent rejector can extend an existing model with a reject option. Often, this is done based on a confidence metric derived from the predictor. However, the quality of a dependent rejector is highly influenced by the quality of such metric.

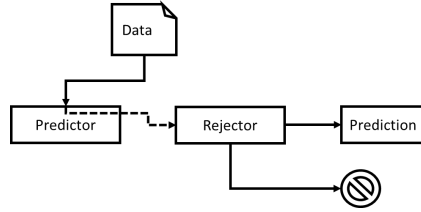


Fig. 4: Data flow in a dependent rejector. First, the predictor processes the example at hand. Next, the rejector assesses the confidence in the prediction based on the predictor’s representation of the example.

4.1.3 Integrated rejector

This architecture integrates the rejector and predictor into a single model by treating the rejection as a special case with an additional output \emptyset (both in classification

and regression tasks). Figure 5 illustrates this scenario, where the effect of each component cannot be distinguished. Formally, the model with integrated reject option acts as

$$m(x) = \begin{cases} \emptyset & \text{if } m_r(x) \leq 0 \\ m_h(x) & \text{otherwise} \end{cases} \quad (4)$$

where m_r and m_h indicate, respectively, the rejector and predictor components of the model m . Note that the effects of the two components are indistinguishable inside the model, and that they affect each other during the learning phase.

This architecture has two key benefits. First, integrating the predictor and rejector means that both aspects of the model are optimized towards the task at hand. This can improve the performance of the model with a reject option when compared to using a separated or dependent rejector architecture, because the predictor’s and the rejector’s components can affect each other. Second, because it is a unique model, the bias introduced by the model with a reject option is potentially less than the scenario where the predictor and rejector are two different models.

However, designing such a rejector might not be trivial. First, it requires extensive knowledge about the predictor in order to integrate the reject option. Second, it may require developing a novel algorithm to learn the model with a reject option from data.

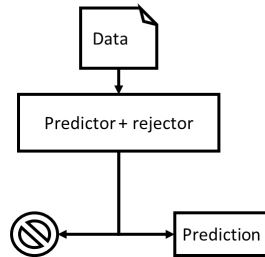


Fig. 5: Data flow in an integrated rejector, in which the predictor and rejector are one model. This model embeds the reject and predict functions and directly outputs a prediction or a rejection.

4.2 Learning perspective

As is standard in machine learning, a model with a reject option needs to be learned from training data. This entails learning both the predictor and the rejector, which overlap when using an integrated architecture. Allowing the model with a reject option to abstain from making predictions when it is likely to make mistakes introduces a clear trade-off: one wants only to make predictions for those examples where high predictive performance is expected, while at the same time making predictions for as many examples as possible. Both extremes – almost always making a prediction but achieving low accuracy and rarely making a prediction but achieving high accuracy – are inadequate for practical use. Therefore, the

learning approach for training a model with a reject option needs to navigate this trade-off between the model coverage (i.e., the proportion of predictions made) and the model performance (i.e., the performance of the model on non-rejected examples) (Hansen et al. 1997; El-Yaniv and Wiener 2010).

We distinguish between two techniques for training the predictor and the rejector: sequentially and simultaneously. In the first case, the rejector is usually trained after the predictor, while in the second case they are jointly learned. In the following section, we describe these two learning principles and relate them to the architectures they are relevant to.

4.2.1 Sequential learning

Sequential learning entails using separate approaches to learn the predictor and rejector. This approach is only applicable to the separated and dependent rejector architectures: By definition, it cannot be used with integrated rejectors because this architecture does not distinguish between the predictor and rejector components. When using a dependent rejector, the predictor is typically learned first because learning the rejector often entails ascertaining when the predictor is likely to be inaccurate. The sequence of learning is not important for the separated rejector architecture.

This learning approach is popular because it allows extending many existing predictive models to include a reject option, or even to reuse a previously learned model. For example, a reject option can be added to a Support Vector Machine (SVM) by rejecting examples that are farther from the decision boundary than a specified value because these may represent novel examples that are dissimilar to those in the training set (Lotte et al. 2008).

A drawback to the sequential approach is that it could lead to a sub-optimal predictor-rejector combination because there is a limited dependence. That is, the rejector can depend on the learned predictor or vice versa but there cannot be a mutual interaction between their learning approaches. To illustrate this, consider a dependent rejector that rejects examples by setting thresholds on a probabilistic predictor’s outputs. Sequential learning requires learning the predictor first on the full dataset and second setting the threshold on its output for rejection. Hence, the predictor cannot benefit by knowing which examples will be rejected. If it knew this, it could exclude those examples from the training data, and thereby improving the quality of its learned model.

4.2.2 Simultaneous learning

Simultaneous learning involves training the predictor and the rejector within a single algorithm. This offers the key benefit of allowing the learning procedure to capture the interplay between the predictor and the rejector. Capturing this interdependence can lead to more accurate predictors and rejectors. For example, if the learner knows which training examples will be rejected, then these can be excluded from the training set. Excluding these examples can improve the predictor’s performance by avoiding, e.g., overfitting on outliers, which algorithms such as regressors and decision trees can be sensitive to.

However, an algorithm for simultaneous learning needs to be specifically designed for a given predictor and rejector, as well as for the specific architecture involved, and cannot be simply reused from a different setting.

Moreover, simultaneous learning tends to be computationally more expensive than sequential learning. From a probabilistic perspective and when assuming the predictor and rejector being independent, sequential learning can be achieved by learning $P(Y|X)$ for the predictor and by learning $P(X)$ for the rejector. Simultaneous learning on the other hand requires the more complex task of learning $P(X, Y)$ because $P(Y|X)$ and $P(X)$ cannot be optimized separately and more parameters are required.

4.3 Relation between model types and rejection

When employing a standard machine learning model as either a predictor or a rejector, a natural question is whether the model allows for ambiguity rejection, novelty rejection or both. For example, using a probability estimation tree as predictor can only indicate ambiguity rejection since it only contains information on the posterior probability $P(Y|X)$. In contrast, using the Local Outlier Factor (LOF) (Breunig et al. 2000) as a rejector only captures the training set’s density $P(X)$, enabling novelty rejections but no ambiguity rejections. Whether we refer to a model as predictor or as rejector depends on the architecture. For a separated rejector, the allowed rejection types are purely determined by the rejector due to the independence between predictor and rejector at test time. For a dependent or integrated rejector, the predictor is responsible for the type of rejection and, therefore, we refer to the predictor instead of the rejector.

Generally, the information a model captures follows from the type of machine learning technique the model is based on. We distinguish two main categories: i) *generative models* which model the observed training set and ii) *discriminative models* which only focus on the relation $X \rightarrow Y$. Table 2 summarizes the main conclusions of this subsection.

Table 2: Overview of tasks that can be performed by the different model types.

	Ambiguity rejection	Novelty rejection
Prob. density Generative	x	x
Data density Generative		x
Discriminative	x	

4.3.1 Generative models

The underlying objective of the generative approach is to model the observed training set. Broadly speaking, there are two main ways to accomplish this. First, it is possible to take a *probabilistic approach* and model the joint distribution (density) of (X, Y) over the input space (i.e., the features and target variable). Second, it is possible to model the *data density* of X , which is typically done using distances or similarities among the examples.

Probability-based methods Probabilistic generative models typically model the joint distribution of the input space (i.e., $P(X, Y)$) using some parametric form. The goal is to learn the parameters of the assumed distribution from the observed training data. A canonical example is a Gaussian Mixture Model (GMM), which assumes that the data are being generated by multiple Gaussians. The goal is to learn the optimal values for all Gaussians' moments as well as its mixing weight. However, more complex models like Bayesian networks, Hidden Markov Models (HMMs), or Variational Autoencoders (VAEs) are widely used as well.

Probabilistic approaches are extremely flexible because it is possible to derive $P(Y|X)$ and $P(X)$ from $P(X, Y)$. This flexibility has two benefits. First, they can serve as either the predictor or rejector in a separated or dependent architecture. Moreover, they can be used as the model in an integrated architecture as well. Second, they perform both novelty and ambiguity rejections. Novel examples correspond to those that have a low probability of being generated, $P(X)$. Ambiguity rejection is possible by, e.g., setting thresholds on the inferred $P(Y|X)$.

While the flexibility of probabilistic generative approaches makes them seem ideally suited for learning with rejection, unfortunately estimating $P(X, Y)$ is often hard because of two reasons. First, it requires modeling the relations among all features X . This is especially challenging in high dimensional problems, as it would necessitate extremely large training sets or making strong assumptions (e.g., the conditional independence of Naive Bayes) (Tax and Duin 2008; Sutton and McCallum 2019). Second, $P(X, Y)$ models the entire instance space instead of focusing on the most relevant areas for the task. For example, for prediction and ambiguity rejection, only the regions near the decision surface are of interest whereas novelty rejection only requires identifying sparse regions of the instance space (Harshvardhan et al. 2020). Being too general may degrade the model's performance (Sutton and McCallum 2011).

Modeling data density Modeling the data density entails determining which regions of the instance space are densely (i.e., contain many training examples) and sparsely (i.e., contain few training examples) populated. Typically, these approaches take a local approach and for a specific example look at how many other training examples are in its neighborhood. That is, how many other examples are nearby or similar to the example of interest. This approach is frequently employed by anomaly detection algorithms such as the k-nearest neighbor outlier algorithm (Ramaswamy et al. 2000) or the local outlier factor (Breunig et al. 2000). Clustering algorithms such as DBSCAN (Ester et al. 1996) also try to exploit data density. One-class classifiers, like One-Class Support Vector Machine (OCSVM) (Schölkopf et al. 1999) can also be interpreted through the prism of modeling the data-density as they determine a boundary that encapsulates the training data. In this survey, data density is considered to be a generative model because it allows sampling novel examples that are similar to the original training data (e.g., using Markov chain Monte Carlo algorithms or rejection sampling (Cohen-Addad et al. 2020)).

Density-based approaches' primary use is to serve as the rejector when performing novelty rejections: if a test example falls in a sparsely populated region with respect to the training data, then it is rejected. Unlike the probabilistic approach, they do not make strong assumptions about the form of the density. However, unlike probabilistic models, they typically do not allow recovering the

relationship between the target variable and the features. This makes it difficult to use them for ambiguity rejections.

4.3.2 Discriminative models

Discriminative models focus on capturing the relationship between the features and the target variable. Often, these models focus on determining the decision boundary between the different classes. Classic examples of discriminative models are logistic regression, decision tree classifiers, SVMs and standard multilayer perceptron Neural Networks.

The primary role of discriminative models in a learning with a reject architecture is to serve as a predictor. In this role, they most commonly facilitate performing ambiguity rejection as they often produce a confidence associated with their predictions. For example, logistic regression estimates $P(Y|X)$ or an SVM returns an example's distance to the separating hyperplane. On the other hand, most discriminative models do contain information about $P(X)$. Hence, it is not possible to use a discriminative model to determine whether an example deviates from the training set and hence, to perform novelty rejection.

5 Evaluating models with a reject option

A model with a reject option has two goals. On the one hand, it wants to have high accuracy, that is, it is as accurate as possible when it does make a prediction. On the other hand, it wants to have high coverage, that is, it should make a prediction for as many test examples as possible (De Stefano et al. 2000; El-Yaniv and Wiener 2010). Unfortunately, these two goals are competing as the accuracy can be increased by simply only making a prediction in the most confident cases, which reduces coverage (Hansen et al. 1997; Homenda et al. 2016). Metrics specifically tailored to the learning with a reject option are needed to capture this trade-off.

Broadly speaking, two categories of metrics exist. The first category encompasses metrics that evaluate models given a fixed rejection rate. In this case, standard evaluations can be used such as the accuracy, F1-score or error rate of the predicted examples. The second category of metrics assesses the performance in a variety of operating conditions to gain insight into its performance-coverage trade-off much like Receiver Operating Characteristic (ROC) or Precision-Recall (PR) analysis would do in standard machine learning. Regardless of the metric, standard machine learning methodology is applicable and performance is evaluated on an independent test data set that is assumed to be representative for the environment the model will be deployed in. This implies that examples are present in the test data that are representative of the rejection type(s) of interest.

5.1 Evaluating models with fixed rejection rate

Condessa et al. (2017) argue that a good evaluation metric should meet three main criteria: i) it should depend on the model's rejection rate, ii) it should reach

its maximum value for a perfect rejector (i.e., a rejector which rejects all misclassified examples) and its minimum value for a rejector which rejects all accurate predictions, and iii) it should allow comparisons of models with different rejection rates.

Additionally, Condessa et al. (2017) introduces three types of evaluations and shows that these meet the required conditions:

1. **Prediction quality.** In machine learning with rejection, the model’s *prediction quality* can be assessed using standard performance metrics on the non-rejected examples such as the accuracy (Condessa et al. 2017; Jiang et al. 2018; Madras et al. 2018) or the F1-score (Mesquita et al. 2016; Pillai et al. 2011, 2013). It is possible to compare different models based on their prediction quality, even if the models have a different rejection rate. However, this is not in line with making a trade-off between the prediction quality and rejection rate.
2. **Rejection quality.** The *rejection quality* compares the fraction of mispredicted examples in the rejected subset to the proportion of misclassified examples on the complete data set. This indicates the rejector’s ability to reject misclassified examples (Condessa et al. 2017). Also this second method is not useful to compare methods with different rejection rates since it favours rejecting only a very small fraction of the examples.
3. **Combined quality.** The *combined approach* evaluates the model with a reject option as a whole, measuring the predictor’s performance on the non-rejected examples and the rejector’s performance on the rejected examples. Therefore, the probability of an example being accepted and correctly classified or rejected and misclassified is used as a quality metric (Condessa et al. 2017; Lin et al. 2018).

5.2 Evaluating the model’s accuracy/coverage trade-off

A common principle to study a model’s accuracy/coverage trade-off is to evaluate the non-rejected prediction quality in function of the model’s rejection rate, which is typically varied between [0%, 100%]. This principle can be applied to several standard performance metrics. An Accuracy-Reject Curve (ARC) (Nadeem et al. 2010) shows the accuracy of the non-rejected examples in function of the rejection rate. Ideally, this curve is as high as possible, indicating a maximal accuracy for each rejection rate. ARCs are widely used for classification tasks (da Rocha Neto et al. 2011; Zidelmal et al. 2012; Pillai et al. 2013; Gamelas Sousa and Cardoso 2013; Fischer et al. 2014b,a; Hanczar and Sebag 2014; Mesquita et al. 2016; Brinkrolf and Hammer 2017; Göpfert et al. 2018; Brinkrolf and Hammer 2018; Jiang et al. 2018; Madras et al. 2018; Shekhar et al. 2019; Ni et al. 2019; Wang and Yiu 2020; Sotgiu et al. 2020; Mozannar and Sontag 2020). Also alternative measures for the prediction quality can be used on the y-axis instead of the accuracy such as F-scores (Ferri and Hernández-Orallo 2004; Fumera et al. 2004; Pillai et al. 2011; Nguyen and Hullermeier 2020), or the accuracy variation (Golfarelli et al. 1997; Cordella et al. 2014; Heo et al. 2018). In regression problems, models are often evaluated using curves similar to ARCs in which the accuracy is replaced by a risk function such as the mean squared error (Sambu Seo et al. 2000; Geifman and El-Yaniv 2019; Jiang et al. 2020; Denis and Hebiri 2020; Asif and Minhas 2020). However, since these curves use a risk instead of a quality measure, these

curves are ideally low. Finally, ROC analysis can be extended with a third dimension for the rejection rate (Ferri and Hernández-Orallo 2004). Moreover, similar to Area Under the ROC Curve (AUC) in standard machine learning, the Area Under the ARC Curve (AURC) is considered to be indicative for the model overall performance (Ferri and Hernández-Orallo 2004; Nadeem et al. 2010).

However, generating these curves can be challenging for two reasons. First, some rejectors do not allow directly setting the rejection rate (Wu et al. 2007; Hanczar and Sebag 2014; Homenda et al. 2014). Instead, they might have other hyperparameters such as rejection costs (Cordella et al. 1995b; Tortorella 2000; Bounsiar et al. 2008). In these cases, one can study the non-rejected prediction performance in function of this hyperparameter (Friedel et al. 2006; Hanczar 2019; Abbas et al. 2019). Second, altering the rejection rate of simultaneously learned rejectors can require completely retraining the model with a reject option. This may be too computationally demanding to perform a fine-grained analysis (Condessa et al. 2017)

6 Instantiating a model with a reject architecture

When designing a model with a reject option, there are three types of architectures that can be used: separated, dependent and integrated (see Section 4.1). In this section, we discuss how these architectures are instantiated throughout the literature and what the relevant design choices are. In addition to the three architectures, in Section 6.4 we discuss how researchers have also combined multiple architectures and rejectors to be able to support different types of rejection.

6.1 Separated rejector

In the separated rejector architecture, the rejector is a stand-alone model that, at test time, decides whether to reject an example without considering the predictor. A separated rejector can be used for any type of rejection.

For novelty rejection, the rejector in a separated architecture typically determines if a test example is novel by learning a model of the training data. One approach is to employ a one-class classifier and treat finding outliers as a novelty detection task. Common techniques are Support Vector Data Descriptor (SVDD) (Wu et al. 2007) and OCSVM (Homenda et al. 2014; Coenen et al. 2020), which model the training data by finding a hypersphere that encapsulates the training data. If a test example falls within the learned hypersphere a prediction is made, otherwise the test example is rejected. Optionally, the hypersphere can be enlarged to increase the predictor’s coverage rate (Wu et al. 2007). A second approach is a density-based model such as a GMM (Landgrebe et al. 2004, 2006). A test example is considered to be novel if it has a too low probability of being generated by the distribution that the learned GMM represents. A third approach is to use outlier detectors (Coenen et al. 2020; Van der Plas et al. 2021). In novelty rejection, it is important that the outlier detector is able to extrapolate outside of the training data. Practically, this means it must be able to return an outlier score that is higher (where high scores are associated with outliers) than the highest score of the training examples. Otherwise, the rejection threshold will either reject

no instances (if set too high) or reject training data (if set too low). This problem is partially mitigated if the training data already includes outliers as these outliers will receive the highest outlier scores. However, this is difficult to guarantee for an arbitrary dataset and generating outliers artificially has the risk of introducing an unintended bias.

For ambiguity rejection, only a handful of works are available that consider a separated rejector. This is probably because it requires the rejector to replicate the behavior of the predictor without having access to it. Therefore, the other two architectures are better suited for performing this type of rejection. An example where this architecture has been applied for novelty rejections is by Asif and Minhas (2020). They exploit two separate Neural Networks that jointly train a predictor and a rejector using a meta-loss function that penalizes prediction errors as well as incorrect rejections. While trained simultaneously, the rejector is a standalone model that operates independently of the predictor at test time. Hence, the rejector can independently identify test examples that are similar to training examples that the predictor made a misprediction.

6.2 Dependent rejector

At test time, a dependent rejector takes the example-wise predictor’s confidence as input to reject predictions with low confidence values. Essentially, there are two degrees of freedom when developing a dependent rejector: the choice of the confidence metric c , and how to define “low confidence values”. Usually, the second aspect is tackled by setting or learning a threshold on the confidence scores such that all the values below it are rejected, while the others are accepted. The main advantage of threshold-based methods is that the confidence scores only need to be consistent and on the correct side of the threshold (Herbei and Wegkamp 2006; Grandvalet et al. 2009). Moreover, it is often sufficient that the confidence metric merely produces an accurate ranking of the examples (Dalitz 2009).

6.2.1 Confidence metric

A confidence metric represents a predictor’s uncertainty in a prediction. What constitutes an appropriate metric depends on the rejection type. For an ambiguity rejection, the metric should be indicative of the variability of the target variable or the potential predictor bias. For a novelty rejection, the confidence should capture the example’s similarity to the training data. While some theoretical works assume the confidence scores are given so they can analyze the rejector’s idealized behavior (Chow 1970; Ha 1996; Shekhar et al. 2019), in practice these scores need to be derived from the predictor. We distinguish among three methods for deriving confidence scores based on whether they use the predictor’s i) hard predictions, ii) soft prediction, or iii) model properties. Although a method that exploits hard predictions is applicable to many different types of predictors, it is likely to be sub-optimal since it does not exploit information specific to the considered predictor. On the other hand, using the predictor’s properties is likely more effective, but requires the method to be specific to the chosen predictor. Using soft predictions falls in-between the other two scenarios, which motivates why most work takes this approach.

Confidence metrics based on hard predictions There are two strategies to assess a predictor’s confidence based on hard predictions. Both make use of multiple predictions and consider variance in these predictions as an indication for ambiguity rejection.

The first approach uses an ensemble of models (Battiti and Colla 1994; Heo et al. 2018). If the models in the ensemble strongly disagree about a test example’s prediction, then it is assumed that the examples lie in an ambiguous region and should be rejected (Xu et al. 1992; Battiti and Colla 1994; Hansen et al. 1997; Hatami and Chira 2013; Gamelas Sousa et al. 2015). This disagreement can be measured in several ways such as considering the entropy of the predictions. Moreover, the predictions can be weighted uniformly (Foggia et al. 1999) or non-uniformly (Lam and Suen 1995; Krawczyk and Cano 2018; Kocak et al. 2020). Such ensembles have been constructed using: a diverse set of classifiers (Sansone et al. 2001; Dubos et al. 2016; Simeone et al. 2012), Neural Networks (Le Cun et al. 1990; Lewicke et al. 2008; Geifman and El-Yaniv 2017; Jiang et al. 2020), tree-based predictors (Varshney 2011), prototype-based predictors (Lou et al. 1999; Suutala et al. 2004; Lewicke et al. 2008; Fischer et al. 2015a; Hellman 1970; Vailaya and Jain 2000), probabilistic models (Ahmadi et al. 2004; Lewicke et al. 2008), and k-Nearest Neighbors (k-NN) models (Denis and Hebiri 2020)

The second approach uses a single predictor. It generates multiple different predictions by slightly perturbing the test example. For image data, such perturbations can be geometric functions (like rotations or symmetries) (Jiang et al. 2020; Denis and Hebiri 2020). Depending on the model, this strategy could be applicable to both ambiguity and novelty rejection. First, if the test example lies in an ambiguous region of the instance space, there will be a large variance in the set of predictions (Mena et al. 2020). Second, novel examples can be detected by evaluating the entropy of the predictions. Alternatively, the reconstruction performed by an autoencoder can be used to generate variations. Joana et al. (2021) feed the reconstructed example to the predictor and contrast the prediction with the prediction for the original example. This works as only instances similar to the training data are assumed to be closely reconstructed.

Confidence metrics based on soft predictions Ad-hoc confidence metrics can be derived from the output of a predictor making soft predictions. We distinguish between i) binary or multiclass classification, ii) multi-label or class-selective classification, and iii) regression tasks.

In binary or multiclass classification, some predictors produce a value representing how likely it is that the example belongs to a class. If these scores are monotonic mappings of the predictor’s example-wise confidence, the rejector can use them to decide to abstain from making a prediction for ambiguous and novel examples. Generally, ambiguity rejection is done when, after ranking, the predictor is similarly confident in the top two (or more) classes. Additionally, a relatively low confidence in the top class indicates a novel example.

A widely used approach to obtain confidence scores is to derive posterior probabilities from the predictor’s soft predictions by using techniques like calibration functions (Brinkrolf and Hammer 2017), discriminant functions (Mizutani 1998), normalizing the predictor’s outputs for the classes (Ma et al. 2001; Kotropoulos and Arce 2009), or measuring the impurity in the leaves in tree-based methods (Paz-zani et al. 1994; Cordella et al. 2014; Göpfert et al. 2018). On the other hand,

certain predictors directly produce confidence scores, such as the posterior probability of Logistic Regression models (Condessa et al. 2013, 2015a,c,b; Lei 2014) and Gaussian Mixture Models (Laroui et al. 2021) or the softmax layer of Neural Networks (Cordella et al. 1995b; De Stefano et al. 2000; Ramaswamy et al. 2018; Wang and Yiu 2020; Le Cun et al. 1990; Geifman and El-Yaniv 2017). Additionally, the confidence scores can also be used indirectly and serve as an input to another model. For example, a Neural Network predictor’s soft outputs are fed into a k-NN classifier to emulate the regions where the Neural Network faces ambiguity (Gasca A. et al. 2011; Berlemont et al. 2015).

In multilabel classification and class-selective classification, an example can belong to several classes simultaneously. Thus a predictor must return a set of labels. In this setting, a rejection can take two forms. First, it can perform a partial prediction and reject a subset of the predicted classes. Second, it can perform a total rejection and return \emptyset . Therefore, the predictor usually associates one confidence score with each possible class. Because multiple classes can be predicted, these scores should be treated independently. Using multiple confidence scores enables performing a partial rejection by having one rejector associated with each possible class (Ha 1996, 1997b,a; Le Capitaine and Frélicot 2010). This becomes a total rejection if no candidate classes remain. Practically, a few approaches to derive confidence scores have been proposed. When Neural Networks are used, the neuron scores of the last layer can be considered as the class-wise confidence scores (Fumera et al. 2003). Similarly, one can use the purity of the nearest neighbors (Fumera et al. 2004; Pillai et al. 2013) and tree-based methods (Cordella et al. 2014), as well as probabilities from multiple Logistic Regression models (Nguyen and Hullermeier 2020). Additionally, heuristic density-based and distance-based metrics such as normalized symmetrical kernel functions can also be used (Le Capitaine and Frélicot 2012).

Soft predictions can also indicate a regressor’s confidence. For example, posterior probabilities estimated from a Neural Network’s softmax layer allow ambiguity rejection (Geifman and El-Yaniv 2019). Differently, confidences can be derived from the variance of a transductive model, as high variance is an indication for a novel example. For example, Sambu Seo et al. (2000) demonstrates this approach based on Gaussian Processes.

Confidence metrics based on predictor’s properties Several approaches exist that produce confidences tailored to the specific properties of the predictor. Depending on the used properties, such a confidence value is applicable to ambiguity and novelty rejection. Two primary ways exist for doing this.

The first option is to derive a metric based on the meaning of the predictor’s scores. For instance, an SVM’s score indicates the distance between the example and the decision boundary. Therefore, a usually high distance is indicative of a novelty whereas a very small distance of an ambiguity (Tortorella 2004; Zhang and Metaxas 2006; Varshney 2006; Balsubramani 2016; Hamid et al. 2017; Cortes et al. 2018; Grandvalet et al. 2009; Zou et al. 2011; Lin et al. 2018; Kwok 1999; Tang and Sazonov 2014; Gamelas Sousa et al. 2014a). Another approach is to identify novel examples based on on the distance to the k -th nearest neighbor (Urahama and Furukawa 1995; Dübuisson et al. 1985) or to the closest prototype (Vailaya and Jain 2000; Ahmadi et al. 2004; Suutala et al. 2004; Conte et al. 2012; Fischer et al. 2014b; Villmann et al. 2015). To perform an ambiguity rejection with k-NN

one can consider the purity of class distribution within a test example’s neighborhood set (Dubuisson and Masson 1993; Arlandis et al. 2002; Fumera et al. 2004; Dalitz 2009; Fischer et al. 2014a; Brinkrolf and Hammer 2018; Göpfert et al. 2018). For prototype-based methods, the relative distances to the two closest prototypes can be considered (Vailaya and Jain 2000; Ahmadi et al. 2004; Suutala et al. 2004; Conte et al. 2012; Fischer et al. 2014b; Merényi et al. 2016). Additionally, an example’s proximity to an angle-based classifier’s decision surface can be measured by means of geometric functions (Zhang et al. 2018). In case of angle-base classifiers,

The second option is to derive a confidence score for ambiguity rejection based on the predictor’s properties. For instance, the posterior probabilities can be derived from the weight vectors of a Self-Organizing Map (SOM) (Gamelas Sousa et al. 2014b, 2015). Another example is to measure the predictor’s disbelief index, measuring how much a predictor deteriorates if it were constrained to predict the example at interest differently (El-Yaniv and Wiener 2011). A low disbelief then indicates the model being indifferent to the example’s label, which is assumed as an indication for ambiguity. However, this approach is only feasible if (re)training the model is computationally cheap.

6.2.2 Threshold

A standard way to decide whether to accept or reject a prediction is to set a threshold τ on the examples’ confidence score: those with a score lower than or equal to τ are rejected and all the others are accepted. Formally, the threshold-based dependent rejector is

$$r(x, h) = c(x, h) - \tau, \quad (5)$$

where $c(x, h)$ is the confidence metric that depends on the instance x and the predictor. Based on the definition used in formula 3, an example is rejected if the rejector outputs a negative value. The threshold τ is a hyperparameter that needs to be tuned as its value trades off the predictor’s coverage rate and the performance on accepted examples (Flores 1958; Chow 1970; Fukunaga and Kessell 1972; Hansen et al. 1997; El-Yaniv and Wiener 2010; Marrocco et al. 2007).

Typically, a *global threshold* is used, which entails setting a single value for τ . The underlying assumption for using a global threshold is that the predictor’s confidence is equally calibrated and accurate over the entire instance space (Foggia et al. 1999; Gamelas Sousa et al. 2009; Le Capitaine and Frelicot 2010; Tortorella 2000, 2005; Cecotti and Vajda 2013; Santos-Pereira and Pires 2005; Ferri and Hernández-Orallo 2004; Pietraszek 2005, 2007; Jigang et al. 2006). While being a strict assumption, using a global threshold only requires setting one value. This makes it both simple and transparent.

However, in several cases considering multiple *local thresholds* $\tau_1, \tau_2, \dots, \tau_v$ (with $v > 1$ indicating the number of thresholds) may be beneficial (Fischer et al. 2015a; Zheng et al. 2011). Exploiting local thresholds is particularly useful when the confidence metric’s accuracy varies across different regions of the instance space, which could be the case for several different reasons. For instance, the variance can be non-uniform over the feature space (Fischer et al. 2014a), such as different class-wise variance. Another possibility is that the predictor is more accurate in certain cases (Fumera et al. 2000; Muzzolini et al. 1998; Pillai et al. 2013), such

as being more accurate on some classes than others. Finally, mistakes on some classes can have a higher cost (Zheng et al. 2011). While giving more fine-grained control over a rejector’s performance (Vailaya and Jain 2000; Fischer et al. 2015b; Laroui et al. 2021), setting multiple thresholds requires more computational effort and data (Vailaya and Jain 2000). Fischer et al. (2016) cast the problem of finding the best local thresholds as an optimization problem that minimizes the empirical risk error. They propose an exact approach that runs in polynomial time and an approximate one that is linear.

Instead, tackling variations in the confidence metric by using multiple local thresholds, one can also calibrate the confidence metric to behave consistently such that a global threshold suffices (Tax and Duin 2008; Perello-Nieto et al. 2017). In addition to limiting the number of thresholds, this approach allows considering a rejector based on multiple confidence metrics where each one captures different aspects of the prediction uncertainty.

6.3 Integrated rejector

In an integrated architecture, it is impossible to distinguish between the role of the predictor and rejector at test time. We distinguish between two ways to design an integrated rejector architecture. First, the rejector and predictor are designed together to jointly maximize the performance on the non-rejected examples. Second, the rejector is integrated into the predictor such that rejection becomes part of the prediction process.

Rejector and predictor are designed together The integrated rejector is developed jointly with the predictor’s component such that the model with a reject option is fully oriented to the given application task. Typically, this involves a loss function in the learning procedure that considers both prediction accuracy and rejection. In literature, we observe two categories adhering to these criteria, one based on SVMs and one on Neural Networks. The former is focused on ambiguity rejection, while the latter enables both rejection types.

The first category entails methods based on an SVM. However, contrary to SVM-based dependent rejectors, these integrated rejectors do not rely on the distance to the decision surface. Instead, they directly model the ambiguity rejection area by using two hyperplanes instead of one, rejecting examples located in between the two hyperplanes. To learn these two hyperplanes, two strategies have been proposed. One approach alters the SVM learning algorithm to directly learn a pair of hyperplanes, parallel and equidistant to the optimal separating hyperplanes (Fumera and Roli 2002; Zidmal et al. 2012). The other approach is to derive the hyperplanes from multiple SVMs, each learned to differently prioritize the classes (Varshney 2006; Zhang and Metaxas 2006; Bounsiar et al. 2008; Pillai et al. 2011). We do not consider this to be identical to ensembles used in dependent rejectors, as it makes use of a set of identical models and is specifically designed for rejection. A potential problem with this approach that independently learns the hyperplanes is that it might lead to intersecting hyperplanes, for which rejection is undefined. Therefore, the data-replication method (Cardoso and Pinto Da Costa 2007) is used to find these hyperplanes (Gamelas Sousa et al. 2009; Gamelas Sousa and Cardoso 2013; da Rocha Neto et al. 2011; Mesquita et al. 2016). This method

uses a single binary classifier for multi-class problems by simultaneously considering multiple binary classification problems. It starts by replicating the complete data set for each class c , adding a new dimension z with the class number, and changing each replica’s target variable to a discrete one-vs-all label, discriminating c from the other classes. Next, this method learns standard binary classifiers on this new data set. As this entails multiple one-vs-all classifiers, an example is ambiguity rejected when it is predicted to be part of multiple classes.

The second category of integrated rejectors is based on Neural Networks. Typically, the models integrate the rejector and predictor into the same network architecture. For example, Geifman and El-Yaniv (2019) consider a shared main network with a dedicated prediction and ambiguity rejection layer. Likewise, Vasconcelos et al. (1993) extend a Neural Network with special guard neurons that use network inversion to indicate if an example is novel.

Like any other case where multiple models are available, ambiguity rejections can be performed by taking the disagreement of multiple Neural Networks that are trained to differently prioritize the classes (Mesquita et al. 2016; Gasca A. et al. 2011; Madras et al. 2018). Similarly as for the priorly discussed agreement-based SVM-based methods, we do not consider the aforementioned works identical to ensembles as they make use of identical models, specifically combined to enable ambiguity rejection.

Both the SVM and Neural Network based learning methods require a loss function. Calibrating the loss function can significantly improve the model’s reject option for two reasons. First, calibration can be used to validate that any used surrogate loss indeed results in the same optimal model as would be obtained by considering the (computationally inefficient) original loss function (Bartlett and Wegkamp 2008; Ni et al. 2019; Yuan and Wegkamp 2010). Second, calibration ensures that the obtained model with a reject option is Bayes-optimal, which enables probabilistic interpretations (Charoenphakdee et al. 2021).

Rejection as a by-product In some cases, models naturally lend themselves to serve as an integrated architecture, as they require no fundamental changes to enable including a reject option.

For example, learning a one-class model for every class individually enables both ambiguity and novelty rejection. If a test example falls outside all one-class models, then it is considered novel and rejected. Similarly, it is possible to perform an ambiguity rejection for examples located in two overlapping one-class models. This technique has been applied with various one-class algorithms, for example OCSVM (Hanczar and Sebag 2014), Radial Basis Function Network (RBFN) (Lotte et al. 2008) and Droplet models (Loeffel et al. 2015). Finally, when representative novel examples can be simulated, one can introduce such artificial outliers in the training set and consider these as an additional class, corresponding with novelty rejection (Singh and Markou 2004; Ziyin et al. 2019; Hosseini et al. 2017).

6.4 Combining multiple rejectors

Most rejectors are tailored towards a single rejection type. However, by combining multiple rejectors one can enable both ambiguity and novelty rejection. In this section, we study how to combine the decisions of multiple rejectors.

In general, there exist two types of combination approaches, depending if the rejectors have an overlapping rejection region, meaning an example can be rejected by two or more rejectors.

First, for non-overlapping rejectors or when not interested in the example's true rejection type, the set can be combined by a logical *or*-rule: reject the example if it is rejected by any of the rejectors (Frélicot 1997).

Second, to trace back the true rejection type in a set of overlapping rejectors, a simple *or*-rule is insufficient. For example, an example that is novel but close to the decision boundary could ideally be rejected by both a novelty rejector and an ambiguity rejector considering the proximity to the decision surface. Instead, higher-level reasoning is required, for example carefully selecting the order the rejectors are evaluated in. Typically, this is done in a multi-step architecture, stacking rejectors (Frélicot 1998; Frélicot and Mascarilla 2002) or even multiple models with a reject option (Pudil et al. 1992).

7 Learning a model with a reject option

During the learning phase, two learning strategies to train the model with reject option exist: training the predictor and the rejector sequentially, or training both simultaneously (see Section 4.2). In this section, we discuss how these learning strategies are used throughout the literature and what the relevant properties are.

7.1 Sequential learning

Learning the predictor and rejector sequentially is typically done by first learning the predictor and then the rejector. This sequence allows the use of standard machine learning models and learning algorithms for the predictor. While the inverse could lead to better predictors, this has not been studied in literature. Therefore, for sequential learning, we focus on algorithms to learn the rejector based on a priorly trained predictor.

We distinguish between three approaches for learning the rejector: i) optimizing a specific criterion, ii) rejecting a fixed predefined fraction of examples, and iii) taking advantage of heuristic methods.

Optimizing a specific criterion Because the rejector trades off the predictor's coverage with the predictor's performance on the non-rejected examples, learning the rejector often consists of optimizing a joint objective function where an error can be substituted by a rejection at a certain cost (Lam and Suen 1995). For classification, the cost function accounts for three costs (De Stefano et al. 2000): the cost of correct prediction C_c (usually 0), the cost of misprediction C_e (usually either variable or constant equal to 1), and the cost of rejection C_r such that $C_c < C_r < C_e$. In the case of fixed costs $C_c = 0$ and $C_e = 1$, the rejection cost should be lower

than a random predictor’s average cost (0.5). Otherwise, the expected cost of always making a prediction would be lower than the rejection cost (Cordella et al. 1995b; Herbei and Wegkamp 2006). While the rejection cost might be variable in reality (Mozannar and Sontag 2020), it is typically assumed to be constant in literature.

Under the assumption that the predictor’s confidence scores are the true posterior probabilities, i.e., that the underlying examples’ distribution is known, the rejector’s parameters and cost can be derived through risk-minimization. This is formally known as Chow’s rule (Chow 1970; Ha 1996, 1997b,a; Horiuchi 1998). Alternatively, Tortorella (2000) presents an optimal reject rule based on the Receiver Operating Characteristic curve (ROC curve), which maximizes a classification utility function defined on the basis of classification and error costs. These two different yet related methods are shown to be theoretically equivalent, thanks to an important invariance property of the derivative of the ROC curve (Santos-Pereira and Pires 2005). Unfortunately, using Chow’s rule is not appropriate when the confidence scores are estimated from data and hence not exact. In this case, Chow’s rule is no longer equivalent to the ROC approach (Marrocco et al. 2007) and the rejector is preferably learned following Tortorella (2000)’s approach. Using Tortorella (2000)’s approach, the optimal threshold is derived from the intersection between a level line, which is parametrized by the costs C_c, C_r, C_e , the True Positive Rate (TPR) and False Positive Rate (FPR), and the convex hull for the ROC curve (Tortorella 2000, 2004; Kotropoulos and Arce 2009).

Conceptually, many other works follow this same approach and attempt to generalize to other settings as well as to provide solutions to edge cases. To support ensembles with different predictors, Pietraszek (2005, 2007) generalizes Tortorella (2000)’s method to meta-classifiers, i.e., classifiers constructed from two models described by a single ROC curve. In the same vein, Dubos et al. (2016) extends Tortorella (2000)’s approach to the ROC Front, which is an ensemble of diverse cost-sensitive classifiers, that proposes a variety of solutions that suit different cost-sensitive scenarios. In case of multiple classes, Cecotti and Vajda (2013) still take advantage of Tortorella (2000)’s method by analyzing pairwise ROC curves, and show that this can lead to a finer evaluation of the performance and thresholds definition.

In order to generate stable and smooth ROC curves, especially for small datasets, Jigang et al. (2006) introduce a novel bootstrap algorithm for obtaining the class-wise sampling distributions at test time. These bootstrap distributions can be also used to estimate the posterior probabilities, improving the reject option (Jigang et al. 2006). Moreover, as altering the rejection cost C_r usually requires retraining the rejector, it is possible to extract a Pareto front (Fischer et al. 2016) of the accuracy-reject curve, i.e., the curve that considers the rejection rate and the accuracy when varying the rejection cost. With this method, selecting the optimal threshold for a new rejection cost becomes fast and trivial (Fischer et al. 2015b).

Defining an objective function to learn the rejector is not always straightforward, as it should align with the application’s needs. To tackle this challenge, some objective functions with performance constraints were proposed. For example, such function can seek for the optimal performance given a maximal allowable rejection rate (Geifman and El-Yaniv 2017; Fumera et al. 2003; Pietraszek 2005, 2007; Pillai et al. 2013; Shekhar et al. 2019) or maximize the model’s coverage

given a maximum error rate (Hanczar and Dougherty 2008; Pietraszek 2005; Li and Sethi 2006; Pillai et al. 2013).

Throughout the literature, various optimization algorithms are used to find the optimal value of the objective functions mentioned before. While a complete overview of such algorithms is outside the scope of this work, we observe four types of optimizers that are used most often for sequential learning: genetic algorithms (Lam and Suen 1995; Pillai et al. 2013), exhaustive search (Foggia et al. 1999), iterative refinement (Hanczar and Dougherty 2008), and greedy optimization (Fischer et al. 2014a; Lotte et al. 2008).

Rejecting a fixed fraction The rejector can be set to reject a specific proportion of the training set. Constructing such a rejector is relatively straightforward. For example, if the predictor produces confidence scores, a dependent rejector architecture can be constructed as follows. First, the training example can be rank-ordered according to the confidence measure. Second, the threshold is set such that the desired percentage of the least confidence predictions are rejected.

However, this requires a method to select the ideal fraction. There are several possible ways to approach this problem. First, the fraction of examples that should be rejected may be known based on domain knowledge about the problem (Brinkrolf and Hammer 2017; Lei 2014; Heo et al. 2018; Le Capitaine and Frélicot 2012). Second, it is possible to introduce a number of adversarial examples into the training set. Then the rejection rate is set to be equal to the fraction of adversarial examples (Sotgiu et al. 2020). Third, one can approach the problem empirically and plot the accuracy of the model versus the rejection rate and study how the model performance increases when rejecting more examples (Sambu Seo et al. 2000; Ma et al. 2001; Arlandis et al. 2002; Nadeem et al. 2010; Condessa et al. 2015b). Finally, a trivial approach is to simply reject a default percentage of examples regardless of the testing dataset (Tax and Duin 2008; Denis and Hebiri 2020).

Heuristic methods Properly setting the parameters of the rejectors mentioned in the previous two approaches requires knowledge about the application domain. In the absence of such knowledge, one can employ heuristics that are based on the predictor’s performance on the training set. For example, a rejection threshold can be set to reject any training example where the predictor makes an incorrect prediction (Vailaya and Jain 2000). An alternative is to allow rejecting a default fraction of the correctly predicted examples (Wang and Yiu 2020; Pang et al. 2021). In an online learning framework, Sayedi et al. (2010) theoretically derive an upper bound to the number of examples that should be rejected before it is guaranteed that the misprediction rate will be limited for future predictions. Another example is given by Varshney (2011) who derive theoretically an upper bound for the total cost for ensemble classification with a reject option, i.e., the sum of the misprediction and rejection costs. They show that the threshold which minimizes the theoretical cost’s upper bound approximates the optimal threshold, the threshold that minimizes the empirical cost. Hence this threshold works well in practice.

When dealing with data streams, the rejection rate cannot be fixed a priori as the data distribution may change. Therefore, a dynamic and self-adapting rejection threshold can be used to decide whether or not to reject an example with a given

confidence score. If the prediction is correct, the threshold is increased because the classifier is considered to be accurate. However, if the prediction is wrong, the threshold is decreased to avoid a misprediction in the future (Krawczyk and Cano 2018; Boulegane et al. 2019). The intuition of these approaches is to accept examples that, given the training data, appear easy to classify.

7.2 Simultaneous learning

In contrast with sequential learning, simultaneous learning (also referred to as learning **with** rejection (Cortes et al. 2016b)) uses a single algorithm to learn the predictor and rejector in tandem (Cortes et al. 2016b). This confers the advantage of being able to exploit potential interdependencies between the predictor and rejector. The main disadvantage is that slightly changing the rejector (e.g., the costs associated with a rejection or a misprediction) requires retraining the full model (Tortorella 2004), which may be computationally expensive. Typically, there are two strategies: adapt an existing learner’s algorithm to include the possibility of rejection or pose the task as an optimization problem, and design a suitable objective function. Next, we describe both approaches.

Adapt standard learning algorithms Sometimes the predictor’s learning algorithm can be slightly adapted in order to add the reject option. For instance, one can consider rejection as an additional possible output label for the predictor and assign this target value to all the rejected training examples (Lotte et al. 2008; Vasconcelos et al. 1995; Hosseini et al. 2017; Singh and Markou 2004). However, this requires annotating examples in the training set that should be rejected.

To avoid the need to label rejections, one can resort to models that explicitly model the distribution of examples per class as this allows for a decision boundary and detect deviating examples. In Section 6.3, we reviewed how a combination of one-class models, one for each class, can be used for this purpose. Examples for which none of the predictors consider the example to belong to a class (Wu et al. 2007), or where an example is considered to belong to many classes (Hanczar and Sebag 2014; Varshney 2006) can be rejected. Instead of learning one-class models, one can also use an ensemble of binary classifiers after performing data replication. By replicating the data and adding a dimension to indicate the class, an ensemble of one versus all binary classifiers will also allow for rejection (Gamelas Sousa et al. 2009; Gamelas Sousa and Cardoso 2013) (see also Section 6.3).

Finally, a model with a reject option can be learned by maximizing the volume under this 3D ROC curve (Ferri and Hernández-Orallo 2004; Landgrebe et al. 2006) which has on its axes, the true positive and false positive rate of the accepted examples as well as the rejection rate.

Design a rejection aware objective function A common approach to simultaneous learning is to design an objective function that captures the desiderata of the model with reject option. This is typically done by considering three costs: the cost of correct prediction C_c , the cost of rejection C_r (no prediction), and the cost of misprediction C_e . The loss for any (classification) model with reject option m ,

and any example x with target value y , takes the following values:

$$L(x, y) = \begin{cases} C_c & m(x) = y; \\ C_r & m(x) = \emptyset; \\ C_e & m(x) \notin \{y, \emptyset\}. \end{cases} \quad (6)$$

However, optimizing such a discrete loss is computationally inefficient. Hence, surrogate losses enabling computationally efficient optimization are intensively studied, for fixed costs (Wegkamp 2007; Bartlett and Wegkamp 2008; Wegkamp and Yuan 2012; Cortes et al. 2016a; Nguyen and Hullermeier 2020; Zidmal et al. 2012) and for asymmetric costs (Yuan and Wegkamp 2010), where certain types of misprediction may be more costly than others.

Many theoretical properties of loss functions for rejection have been studied in the literature (Yuan and Wegkamp 2010). First, researchers study whether the convex surrogate loss is calibrated or not (Cortes et al. 2016a; Ni et al. 2019). Second, theoretical upper or lower bounds for the empirical error are investigated (Wegkamp 2007; Wegkamp and Yuan 2012; Yuan and Wegkamp 2010; Shekhar et al. 2019; Denis and Hebiri 2020). Third, Wegkamp and Yuan (2012) analyze the effect of a penalization term in a model with reject option when learning from high-dimensional features. Fourth, researchers study how close the found solution is to the optimal one (Yuan and Wegkamp 2010; Bounsiar et al. 2008; Ziyin et al. 2019; Jiang et al. 2020). Finally, some works focus on the convergence rate to the optimal predictor (Yuan and Wegkamp 2010; Denis and Hebiri 2020; Wegkamp and Yuan 2012).

While most of these studies focus on binary classification, the loss functions are also applicable for other machine learning tasks. For example, multi-class classification is enabled by extending the binary cross-entropy loss (Thulasidasan et al. 2019; Mozannar and Sontag 2020), by introducing a one-vs-all hinge loss function (Ramaswamy et al. 2018), or using the $0 - 1 - c$ risk (Ni et al. 2019) (i.e., setting $C_c = 0$, $C_e = 1$, $C_r = c$). Additionally, for regression, a meta-loss function can be designed such that it penalizes prediction errors as well as incorrect rejections based on how large the error is (Asif and Minhas 2020). Finally, Zhang and Metaxas (2006) study a group-level loss function for multi-instance learning.

After designing the loss function, the problem is then solved by employing an optimization algorithm. While a full overview on optimization algorithms is outside the scope of this paper, the approaches used in learning to reject include Generalized Probabilistic Descent (GPD) (Mizutani 1998), Stochastic Gradient Descent (SGD) (Urahama and Furukawa 1995; Hamid et al. 2017; Geifman and El-Yaniv 2019; Villmann et al. 2015; Madras et al. 2018), Sequential Minimal Optimization (SMO) algorithm for SVM models (Fumera and Roli 2002), Logistic Regression via Splitting and Augmented Lagrangian (LORSAL) (Condessa et al. 2013), Alternating Direction Method of Multipliers (ADMM) (Zhang et al. 2018), Selection with Guided Regression Risk (SGRR) based on binary search (Jiang et al. 2020), Adam optimization method based on SGD (Charoenphakdee et al. 2021; Mozannar and Sontag 2020; Asif and Minhas 2020), and local optimization heuristics (Zhang and Metaxas 2006; Grandvalet et al. 2009).

8 Relation between model types and rejection

Whether a model with a reject option can perform ambiguity or novelty rejection depends not only on the chosen architecture (see Section 6) but also on the specific machine learning model(s) that are used for the predictor and rejector. In other words, the type of rejection that can be supported depends on the kind of patterns that the model exploits to achieve its learning task. For example, a decision tree as predictor allows for ambiguity rejection as it learns discriminative patterns to separate the target classes. Because it does not capture information about the training data’s distribution, novelty rejection is impossible. In this section, we discuss the different machine learning model types used in literature to enable the reject option, and study how this relates to the available rejection types. Following Section 4.3, we first discuss generative models and second discriminative models.

8.1 Generative models

In Section 4.3, the generative models were divided further into two groups: the probability-based methods, in which the joint distribution is modeled, and the data-density approach, in which distance-based or similarity-based metrics are used to estimate the density of the given examples.

8.1.1 Probability-based methods

There is only limited literature regarding machine learning with rejection using a probability-based generative model. We distinguish between three main categories, according to the density estimator involved: i) Gaussian density estimators, ii) GMMs and iii) Neural Network encoders.

Gaussian models A rather strong assumption that can be made is that the examples of each class follow a Gaussian distribution (Dubuisson and Masson 1993). Under this assumption, the density $P(X|Y)$ can be estimated by computing the class mean and variance through the statistical estimators and the model can be used for the predictor, rejector or both. By thresholding the class-conditional probability, novel examples can be rejected (Muzzolini et al. 1998). Given the estimate of $P(X|Y)$, one can also derive the data density $P(X)$ through the class prior $P(Y)$. This allows novelty rejections when comparing a test example with the estimated data density. Alternatively, the conditional posterior probability $P(Y|X)$ can be obtained through the Bayes rule. This allows ambiguity rejections. Although the Gaussian distribution is a standard choice, other parametric distributions can be used based on domain expert knowledge.

Gaussian mixture models Assuming that class-wise examples follow a single parametric distribution is often too strict. Instead, a few works in the literature take advantage of more flexible models, like GMMs (Fischer et al. 2014b; Laroui et al. 2021; Vailaya and Jain 2000), to estimate the class-conditional distribution $P(X|Y)$. Similarly to a single Gaussian distribution, approaches based on GMMs allow both novelty and ambiguity rejections. For example, Fischer et al. (2014b) and Laroui

et al. (2021) derive $P(Y|X)$ from $P(X|Y)$ through the Bayes rule, and set the rejection threshold on $P(Y|X)$ to reject ambiguous examples. Moreover, the squared distance to the closest class center is derived from $P(X|Y)$ in order to reject novelties when the distance is too large (Fischer et al. 2014b). Differently, Vailaya and Jain (2000) directly set the threshold on $P(X|Y)$ for novelty rejection.

Neural Network encoder It is also possible to incorporate the estimation of Gaussian distributions as an embedded layer in a Neural Network encoder (Wang and Yiu 2020). Again, a class-specific threshold on the class conditional probabilities $P(X|Y)$ is used for novelty rejection. It is unclear how ambiguity rejection is could be performed for this technique.

8.1.2 Modeling data density

Explicitly modeling the distribution of examples is not always possible. The distribution might be too irregular to faithfully fit with a parametric model (e.g., a GMM). An alternative approach is to empirically derive the distribution $P(X|Y)$ by counting how many training data fall nearby a given example. If this count is low, the example can be rejected as it is supposed to be novel (i.e., far from the training data). As a result, data density models are well suited as (separated) novelty rejectors. We distinguish between works that directly use the distance between examples (e.g., k-Nearest Neighbors Outlier (k-NNO)), that indirectly use a distance for anomaly detection (e.g., LOF), and that use a one-class classifier (e.g., OCSVM).

Distance-based methods Measuring the distance between an example and its k -th nearest neighbor as well as counting the number of training data falling inside the sphere centered on a given example with a certain fixed radius can be used as a local density estimators. Consequently, novel examples can be rejected by setting a threshold on such a distance-based measure (Arlandis et al. 2002). Alternatively, the distance to the neighbors can also be used for prediction and ambiguity rejection. For example, Arlandis et al. (2002) assign to each example a class posterior probability proportional to the inverse average distance to its k nearest neighbors. Because the distance is used differently for prediction and for novelty rejection, a rejector separate from the predictor is used. Similarly, Dübuisson et al. (1985) take advantage of the distance to the k -th nearest neighbor to perform novelty rejection, by setting the class-wise threshold as the maximum distance value for each class. For a detailed overview of methods that allow novelty and ambiguity rejection based on the neighbors distance, see Dalitz (2009).

Anomaly detection methods Almost all unsupervised anomaly detection algorithms provide scores indicating how different an example is from the training data and, hence, can be used to estimate the data density. LOF (Breunig et al. 2000) is a popular anomaly detector where high anomaly scores are obtained if the local density of an example is lower than the local density of its neighbors. LOF is not suited for ambiguity rejection and can only be used as a separated rejector (Van der Plas et al. 2021). An Isolation Forest is an anomaly detector that can be used as a separated novelty rejector (Liu et al. 2008). But only if the training

set contains sufficient outliers or if the algorithm is run again when new data is available (Coenen et al. 2020). This is because an Isolation Forest measures how anomalous an example is by how easily an example can be split from the observed training examples based on random splits.

One-class methods One-class classifiers learn the class border given examples that belong to the given class. For anomaly detection, there is only one class which is the normal class. One-class methods can be seen as a special case of data density modeling. In fact, one can assume that examples are uniformly distributed inside the closed decision boundary provided by the model (i.e., the hypersphere for SVM-based methods), while the probability of an example being outside it is null. As a result, instances that fall outside the decision boundary are assumed not to be generated by this distribution and can be novelty rejected.

The most common one-class model is the OCSVM (Schölkopf et al. 1999). Homenda et al. (2014) are the first who propose to learn one OCSVM model for each class in order to reject novelties using the OCSVMs as dependent rejector. Differently, Coenen et al. (2020) use a separated rejector architecture and propose a single OCSVM on the entire dataset. Wu et al. (2007) argue that an optimal hypersphere is not suited for novelty rejection since instances just outside the class boundary would also be rejected. Therefore, they propose a method to enlarge the decision boundary.

8.2 Discriminative models

Often the dominant task is prediction and only prediction performance is considered. Hence, it is not necessary to be able to describe the distribution $P(X, Y)$ but only to derive Y from X . Discriminative models therefore estimate $P(Y|X)$ directly. A consequence is that only ambiguity rejection can be achieved using the dependent or integrated architecture, and a separated rejector is required for novelty rejection.

The vast majority of work discussing machine learning with rejection deals with discriminative models. In this section, we will give an overview of the most popular discriminative machine learning methods and discuss their ability to reject.

Decision tree and random forest classifiers are predictors which iteratively try to split the data such that finally, each leaf in the tree contains examples of just one class. Hence, the class probability in a leaf is well suited as a confidence score for ambiguity rejection (Pazzani et al. 1994; Göpfert et al. 2018). The model does not contain information on the data density and, hence, the model does not allow for novelty rejection. *Ensemble* classifiers often use a voting scheme to combine the output of multiple classifiers for prediction. The ensemble agreement indicates ambiguity uncertainty. This uncertainty can be used to reject examples (Krawczyk and Cano 2018; Gamelas Sousa and Cardoso 2013). However, again there is no information on the data density available and novelty rejection is not possible. For *logistic regression* (Condessa et al. 2013, 2015a,c) the odds indicate the confidence and can be used for ambiguity rejection. When using an *SVM*, the distance to the decision boundary can be used to perform ambiguity rejection (Zhang and Metaxas 2006; Zidelmal et al. 2012).

Because discriminative prediction models do not contain information on the data density to perform novelty rejection, some authors make assumptions to relate either the model properties or the model outputs to the data density. For example, De Stefano et al. (2000) argues that in a *Neural Network classifier*, an example resulting in low activities for all output neurons differs significantly from the training data. Hence, thresholding the maximal neuron activity of the output neurons makes novelty rejection possible (De Stefano et al. 2000). With similar reasoning, it is argued that high neuron values in Learning Vector Quantizations (LVQs) are related to examples which are far from all learned LVQ prototypes and hence, have high epistemic uncertainty. This makes it possible, up to some level, to do both ambiguity and novelty rejection based on a discriminative model for the predictor. Therefore, this approach is often used in practice (Ahmadi et al. 2004; Suutala et al. 2004; Conte et al. 2012). However, because of the assumptions which were made, it is not guaranteed that all novel examples will be rejected.

9 Applications of machine learning models that reject

In safety-sensitive domains, making the wrong decision can have serious consequences such as fatal accidents with self-driving cars, major breakdowns in industrial settings or incorrect diagnoses in medical applications. In these domains, a reject option can be used to make cautious predictions. However, the number of papers discussing machine learning with rejection in practical applications is still limited. In this section, an overview of these papers is given.

Machine learning with a reject option is most frequently studied for medical applications because a wrong decision can have serious consequences. The largest group of papers handles *medical diagnosing*, the detection and classification of diseases. This detection can be automatically translated into a diagnosis if the model is sufficiently sure. Otherwise, the detection task is passed to a medical expert for verification (Kompa et al. 2021). An example is the detection of vocal pathologies using voice recording data. For this detection, a linear classifier was trained and uncertain predictions are rejected by thresholding the derived posterior probability (Kotropoulos and Arce 2009). To diagnose spine diseases based on biomechanical characteristics of the patient, the data-replication method for classification with ambiguity rejection can be used (Gamelas Sousa et al. 2009). This method only predicts if two biased classifiers agree. Also cancer detection is fault-sensitive and hence, benefits from a reject option. An example is breast tumor detection using an SVM classifier with confidence-based rejection (Guan et al. 2020). In this application, the rejection thresholds were chosen to limit the rejection rate and hence, the amount of manual effort. All these methods focus on ambiguity rejection.

Next to diagnostics applications, other biomedical applications have discovered the use of a reject option. Lotte et al. (2008) perform an experiment to distinguish movement from the left or right hand based on brain activity and uses a separated novelty rejector to reject brain activity related to other activities. The rejector is trained in a supervised manner. Lewicke et al. (2008) study sleep stage scoring using both types of rejection using confidence metrics derived from the neural activities of a Neural Network classifier. Another sleep stage scoring application uses

a separated rejector based on LOF anomaly scores to do novelty reject, identifying patients who deviate from the training data (Van der Plas et al. 2021). Some papers compare the performance of multiple predictors with reject option and check which works best for the biomedical application at hand. A first paper predicts whether a diabetes drug is likely to work for a specific patient (Kang et al. 2017), a second investigates the classification of body positions based on sensors placed in the patient shoe (Tang and Sazonov 2014). Finally, a last medical application handles the analysis of tissue examples in which the goal is to classify every pixel of the tissues image in categories such as bone, fat or muscle (Condessa et al. 2013, 2015a).

Besides medical applications, also applications from the field of engineering can benefit from a reject option. An example is the chemical identification of gasses (Hatami and Chira 2013). In this application, time-series data is passed to two classifiers which try to classify the observed gas as soon as possible. Classification is only done if ensemble agreement is reached. Up until that moment, all predictions are rejected due to the ambiguous prediction. A similar rejection technique (i.e., rejecting when two classifiers disagree) is also used in an application on defect detection in software (Mesquita et al. 2016). Another engineering application is fault detection in steam generators (Zou et al. 2011). In this application, a set of one against all SVM classifiers is used and rejection is based on the distance to the decision boundary of these classifiers, allowing both rejection types.

In the domain of economics, two applications of machine learning with rejection have been proposed, both focused on ambiguity rejection and novelty rejection. The first application uses a LVQ to classify dollar bills by value (Ahmadi et al. 2004). Confidence metrics are obtained from the classifier for both types of rejection. The second application investigates a few rejection techniques on top of a predictor to decide whether to grant a loan (Coenen et al. 2020)

Reject options are also available for the analysis of text styles (Fumera et al. 2003; Fumera and Roli 2004) and to read handwritten numbers, applied for ambiguity rejection (Le Cun et al. 1990; Xu et al. 1992; Huang and Suen 1995; Rahman and Fairhurst 1998; Lou et al. 1999; Arlandis et al. 2002; Cecotti and Vajda 2013; Cordella et al. 2014) as well as novelty rejection (Lou et al. 1999; Arlandis et al. 2002). All these methods use a confidence-based dependent rejector.

Finally, there is a paper which attempts to identify walkers based on their footprint (Suutala et al. 2004). This method starts by predicting or rejecting each footprint individually but afterwards, combines the information of three consecutive footprints to make a final decision.

10 Link to other research areas

This section briefly discusses the fields that are closely related to learning with a reject option.

10.1 Uncertainty quantification

The area of uncertainty quantification aims to assess how uncertain a learned model is about its predictions (Gal et al. 2017). Traditionally, the field distinguishes

between two types of uncertainties: the non-reducible aleatoric uncertainty and the reducible epistemic uncertainty (Hüllermeier and Waegeman 2021). The former refers to the notion of randomness in the data, such as the variability due to a non-deterministic relation between the features and the target. The latter refers to the lack of knowledge which can arise due to a small training set (data-epistemic) or incorrect model bias (bias-epistemic). To illustrate this type of uncertainty, consider trying to predict the outcome of tossing a potentially unfair coin (Senge et al. 2014). Initially, the lack of historical data about the outcomes of flipping the coin means that we would make an incorrect prediction if asked to state the chance that the coin will land on heads. This situation represents high data-epistemic uncertainty. After observing the outcome of a sufficient number of coin tosses, the data-epistemic uncertainty decreases as we will be able to provide a better estimate of the chance of landing on head. However, the aleatoric (statistical) uncertainty remains due to the stochastic outcome associated with a coin flip.

These two types of uncertainty are inherently related to rejection. Ambiguity rejections are related to the aleatoric uncertainty or the bias-epistemic uncertainty, while novelty rejection follows from the data-epistemic uncertainty. However, these areas differ in their objectives. Uncertainty quantification is concerned with how to measure uncertainty. Moreover, it is important that its estimates are calibrated and in this sense meaningful convey the uncertainty. In contrast, the objective of the reject option is to abstain from making a prediction when the uncertainty is high. Therefore, it can be seen as one way to apply uncertainty quantification techniques (Perello-Nieto et al. 2017; Kompa et al. 2021). While calibrated estimates of uncertainty are not always strictly necessary in learning to reject, they can be important. For example, Chow (1970) shows that correct uncertainty estimates enables finding the optimal threshold which minimizes misprediction risks.

10.2 Anomaly detection

Anomaly detection (Prasad et al. 2009) is a canonical Data Mining task where the goal is to detect examples that do not conform to the data set’s expected behavior. Anomaly detection is closely related to novelty rejection because anomalies are, by definition, rare and scarce examples and hence substantially different to what was observed in the training data (Ulmer and Cinà 2020). In fact, novelty detection is a subfield of anomaly detection that explicitly attempts to determine if an example is highly dissimilar to the data in the training set (Pimentel et al. 2014; Markou and Singh 2003). Thus anomaly detectors are often used to perform novelty rejections, typically within a separated rejector architecture.

Moreover, a reject option can be added to anomaly detectors, abstaining from processing examples for which no clear decision can be made (Perini et al. 2020b). However, enabling the reject option in an anomaly detection task is not straightforward as this is an unsupervised problem. This leads to two main challenges. First, most confidence metrics assume a supervised problem, for example measuring the distance to its decision surface. For anomaly detection, such a hard decision surface may not always exist. Instead, specialized confidence metrics are required, for example based on a quantification of an anomaly detector’s model bias (Perini et al. 2020b). Second, due to the lack of labels, it is hard to learn a rejector based on standard performance metrics such as accuracy. Instead, learning to reject in

an anomaly detection setting requires unsupervised techniques, for example based on performance metrics measuring an anomaly detector’s stability (Perini et al. 2020a).

10.3 Active learning

In active learning (Settles 2009; Fu et al. 2013; Zhang and Chaudhuri 2014; Nguyen et al. 2019), the learning algorithm interacts with an oracle who provides feedback to help guide the learner. Its original motivation was to avoid having to label large amounts of data to achieve acceptable performance. Instead, the algorithm should identify those examples whose labels would be most beneficial to the learner. The goal is to achieve high predictive performance while avoiding the cost associated with labeling large amounts of data.

The key similarity between active learning and learning with rejection is that they both focus on examples where the model is uncertain. However, they fundamentally differ in why they are interested in this uncertainty. In active learning, the uncertainty is important at training time as its goal is to make learning more efficient with respect to the amount of labeled data that is needed to learn an accurate model. Its intuition is that if the model is uncertain about an example’s label, this indicates that acquiring this label could improve the model’s performance. In contrast, learning with rejection wants to capture uncertainty at test time to avoid making a misprediction. Another difference is that outliers are not of interest in active learning because knowing their label does not improve the learned model whereas novelty rejection wants to identify such examples because they may decrease the performance of the model.

However, combining these two fields could be of great use (Korycki et al. 2019). When the interaction with an oracle is possible, it may be of interest to query the rejected test examples. New data types could be identified by the novelty rejection, while ambiguity rejection may fine-tune the decision boundary.

10.4 Class-incremental / incomplete learning

Typically, a machine learned model assumes that all possible classes are known upfront during training. In contrast, the machine learning sub-field of class-incremental learning studies models that, during deployment, detect the occurrence of novel classes and adapt themselves to be able to correctly predict these classes.

Both novelty rejection and class-incremental learning make an open-world assumption and share the objective of detecting examples that are novel with respect to the training set. However, there are several important differences. First, class-incremental learning is focused on identifying examples that belong to a novel class. Hence, these techniques differentiate between whether an example belongs to a novel class or is simply an outlier. In contrast, this distinction is not important from a rejection perspective. Second, class-incremental learning involves both detecting examples that belong to a novel class and retraining the model to recognize these classes.

Novelty rejection techniques can be considered in class-incremental learning. Moreover, both techniques can be combined into a single pipeline, by adapting

incremental models with novelty rejected examples. For example, such examples can be used as prototypes in a k-NN model.

11 Conclusions and perspectives

We have studied the subfield of machine learning with a reject option and provided a higher-level overview on existing research. To conclude, we revisit our key research questions and point to new directions that future research might take.

11.1 Research questions revisited

This survey paper is built around seven key research questions, introduced in the introduction. In this section, we revisit each of these questions and briefly summarize our findings.

How can we formalize the conditions of when a model should abstain from making a prediction? In Section 3, we identify two types of rejections: ambiguity rejection and novelty rejection. Ambiguity rejection abstains from making a prediction when the learned prediction model does not faithfully mimic the true underlying function in some regions of the instance space. This could be due to a non-deterministic true relation between the features and target variable, or due to a hypothesis space that is not able to capture the true relation. Novelty rejection abstains from making a prediction on examples that are too different from the training set. For such an example, there is no guarantee that the model correctly extrapolates to this untrained region, making it likely that the model mispredicts the example.

What architectures are possible for operationalizing (i.e., putting this into practice) the ability to abstain from making a prediction? We categorize machine learning methodologies with a reject option in three different architectures, depending on the data flow at test time: separated, dependent and integrated rejector. These categories are introduced in Section 4.1 and mapped to existing literature in Section 6. Moreover, we study techniques combining a set of rejectors, enabling both ambiguity and novelty rejection in any model.

How do we learn models that have the ability to abstain from making a prediction? To learn a model with a reject option, we discuss two different learning strategies in Section 4.2 and related these to existing literature in Section 7. First, sequential learning considers learning the prediction model and the reject option as independent problems, learning one prior to the other. Second, simultaneous learning tackles both learning problems by a single algorithm, allowing the capture the interplay between the reject option and the predictor.

Which types of rejections are possible when using standard machine learning models? In Section 4.3, we introduce the concepts of generative and discriminative machine learning models and study their relation to ambiguity and novelty rejection, based on the information captured by each of these machine learning techniques. Moreover, in Section 8, we map these insights to concrete approaches presented in literature.

How can we evaluate the performance of a machine learning method with a reject option? Standard machine learning evaluation is focused towards a model’s predictive quality. However, in machine learning with a reject option, there exists a trade-off between the predictive quality and number of rejected examples.

In Section 5, we provide an overview on techniques evaluating both the prediction and rejection quality of models with a reject option. We identify two categories: metrics evaluating models with a fixed rejection rate, and metrics giving insight into a model’s prediction-rejection trade-off.

Where does the need for abstaining machine learning methods arise in real-world applications? On a high level, machine learning with a reject option is typically used in applications where incorrect decisions can have severe consequences, both financially and safety-related. These consequences motivate the need for robust and trustworthy machine learning. In Section 9, we provide an overview of application areas in which machine learning with a reject option is already used.

How does machine learning with a reject option relate to other machine learning research areas? Section 10 shows that machine learning with a reject option is closely related to several other subfields of machine learning. In some cases, this relation leads to terminology and techniques overlapping or inspired by these other domains, while other cases show machine learning with a reject option in a broader perspective. In this survey, we related machine learning with a reject option to uncertainty quantification, anomaly detection, active learning and class-incremental learning.

11.2 Future directions

Given its significance for the usage of machine learning in real-world problems and the growing attention for trustworthy AI, we expect machine learning with a reject option to remain an active research field. In this section, we briefly discuss two key research directions for which we see a strong need.

Standard settings to compare different models with a reject option A large number of machine learning algorithms with a reject option already exist. However, these are typically evaluated on custom or even proprietary data. This makes it difficult to benchmark and compare the different approaches. While some papers make use of publicly available datasets, there exists no standard benchmark set for machine learning with a reject option. Additionally, applying multiple strategies to evaluate the reject option as presented in Section 6.2.1 offer a better view on an algorithm’s performance and improves comparability.

Algorithms enabling models with a reject option in domains other than classification Most papers on machine learning with a reject option study supervised classification problems. Modern machine learning tackles numerous other tasks such as regression, forecasting and clustering, or even semi-supervised and self-supervised feedback loops. We believe that the reject option can also be of use in such areas. However, since only a handful relevant studies exist, this requires more attention from the research community.

Acknowledgements Kilian Hendrickx and Dries Van der Plas received funding from VLAIO (Flemish Innovation & Entrepreneurship) through the Baekeland PhD mandates [HBC.2017.0226] (KH) and [HBC.2019.2615] (DV). Jesse Davis is partially supported by the KU Leuven research funds [C14/17/070]. Lorenzo Perini, Jesse Davis and Wannas Meert received funding from the Flemish Government under the “Onderzoeksprogramma Artificiële Intelligentie (AI) Vlaanderen” programme.

Conflict of interest

The authors declare that they have no conflict of interest.

References

- Abbas, M. R., Nadeem, M. S. A., Shaheen, A., Alshdadi, A. A., Alharbey, R., Shim, S.-O., and Aziz, W. (2019). Accuracy Rejection Normalized-Cost Curves (ARNCCs): A Novel 3-Dimensional Framework for Robust Classification. *IEEE Access*, 7:160125–160143.
- Ahmadi, A., Omatu, S., Fujinaka, T., and Kosaka, T. (2004). Improvement of reliability in banknote classification using reject option and local PCA. *Information Sciences*, 168(1-4):277–293.
- Arlandis, J., Perez-Cortes, J. C., and Cano, J. (2002). Rejection strategies and confidence measures for a k-NN classifier in an OCR task. In *International Conference on Pattern Recognition*, volume 16, pages 576–579.
- Asif, A. and Minhas, F. u. A. A. (2020). Generalized Neural Framework for Learning with Rejection. In *2020 International Joint Conference on Neural Networks (IJCNN)*, pages 1–8. IEEE.
- Balsubramani, A. (2016). Learning to Abstain from Binary Prediction. *arXiv preprint arXiv:1602.08151*, pages 1–23.
- Bartlett, P. L. and Wegkamp, M. H. (2008). Classification with a reject option using a hinge loss. *Journal of Machine Learning Research*, 9:1823–1840.
- Battiti, R. and Colla, A. M. (1994). Democracy in neural nets: Voting schemes for classification. *Neural Networks*, 7(4):691–707.
- Berlemont, S., Lefebvre, G., Duffner, S., and Garcia, C. (2015). Siamese neural network based similarity metric for inertial gesture classification and rejection. In *2015 11th IEEE International Conference and Workshops on Automatic Face and Gesture Recognition (FG)*, pages 1–6. IEEE.
- Boulegane, D., Bifet, A., and Madhusudan, G. (2019). Arbitrated Dynamic Ensemble with Abstaining for Time-Series Forecasting on Data Streams. In *2019 IEEE International Conference on Big Data (Big Data)*, pages 1040–1045. IEEE.
- Bounsiar, A., Beausery, P., and Grall-Maës, E. (2008). General solution and learning method for binary classification with performance constraints. *Pattern Recognition Letters*, 29(10):1455–1465.
- Breunig, M. M., Kriegel, H.-P., Ng, R. T., and Sander, J. (2000). LOF: Identifying Density-Based Local Outliers. In *Proceedings of the 2000 ACM SIGMOD international conference on Management of data*, pages 93–104.
- Brinkrolf, J. and Hammer, B. (2017). Probabilistic extension and reject options for pairwise LVQ. In *2017 12th International Workshop on Self-Organizing Maps and Learning Vector Quantization, Clustering and Data Visualization (WSOM)*, pages 1–8. IEEE.
- Brinkrolf, J. and Hammer, B. (2018). Interpretable machine learning with reject option. *Automatisierungstechnik*, 66(4):283–290.
- Cardoso, J. S. and Pinto Da Costa, J. F. (2007). Learning to classify ordinal data: The data replication method. *Journal of Machine Learning Research*, 8:1393–1429.
- Cecotti, H. and Vajda, S. (2013). Rejection Schemes in Multi-class Classification – Application to Handwritten Character Recognition. In *2013 12th International Conference on Document Analysis and Recognition*, pages 445–449. IEEE.
- Charoenphakdee, N., Cui, Z., Zhang, Y., and Sugiyama, M. (2021). Classification with Rejection Based on Cost-sensitive Classification. In *Proceedings of the 38th International Conference on Machine Learning*, pages 1507–1517.

- Chow, C. (1970). On optimum recognition error and reject tradeoff. *IEEE Transactions on Information Theory*, 16(1):41–46.
- Coenen, L., Abdullah, A. K., and Guns, T. (2020). Probability of default estimation, with a reject option. In *2020 IEEE 7th International Conference on Data Science and Advanced Analytics (DSAA)*, pages 439–448. IEEE.
- Cohen-Addad, V., Lattanzi, S., Norouzi-Fard, A., Sohler, C., and Svensson, O. (2020). Fast and Accurate k-means++ via Rejection Sampling. In *Advances in Neural Information Processing Systems (NeurIPS)*.
- Condessa, F., Bioucas-Dias, J., Castro, C. A., Ozolek, J., and Kovacevic, J. (2013). Classification with reject option using contextual information. In *2013 IEEE 10th International Symposium on Biomedical Imaging*, pages 1340–1343, San Francisco, California. IEEE.
- Condessa, F., Bioucas-Dias, J., Castro, C. A., Ozolek, J., and Kovačević, J. (2015a). Image Classification with Rejection using Contextual Information. *arXiv preprint arXiv:1509.01287*, pages 1–21.
- Condessa, F., Bioucas-Dias, J., and Kovacevic, J. (2015b). Robust hyperspectral image classification with rejection fields. In *Workshop on Hyperspectral Image and Signal Processing, Evolution in Remote Sensing*, volume 2015-June, pages 1–4, Tokyo, Japan. IEEE.
- Condessa, F., Bioucas-Dias, J., and Kovacevic, J. (2015c). Supervised hyperspectral image classification with rejection. *IEEE Journal of Selected Topics in Applied Earth Observations and Remote Sensing*, 9(6):2321–2332.
- Condessa, F., Bioucas-Dias, J., and Kovačević, J. (2017). Performance measures for classification systems with rejection. *Pattern Recognition*, 63:437–450.
- Conte, D., Foggia, P., Percannella, G., Sagge, A., and Vento, M. (2012). An ensemble of rejecting classifiers for anomaly detection of audio events. In *Proceedings - 2012 IEEE 9th International Conference on Advanced Video and Signal-Based Surveillance, AVSS 2012*, pages 76–81. IEEE.
- Cordella, L., De Stefano, C., Fontanella, F., and Scotto Di Freca, A. S. (2014). Random forest for reliable pre-classification of handwritten characters. In *Proceedings - International Conference on Pattern Recognition*, pages 1319–1324. IEEE.
- Cordella, L., De Stefano, C., Sansone, C., and Vento, M. (1995a). An adaptive reject option for LVQ classifiers. In *Lecture Notes in Computer Science*, volume 974, pages 68–73. Springer Berlin Heidelberg.
- Cordella, L., De Stefano, C., Tortorella, F., and Vento, M. (1995b). A method for improving classification reliability of multilayer perceptrons. *IEEE Transactions on Neural Networks*, 6(5):1140–1147.
- Cortes, C., DeSalvo, G., Gentile, C., Mohri, M., and Yang, S. (2018). Online Learning with Abstention. In *Proceedings of the 35th International Conference on Machine Learning*, volume 80 of *Proceedings of Machine Learning Research*, pages 1059–1067, Stockholm Småstugan, Stockholm Sweden. PMLR.
- Cortes, C., DeSalvo, G., and Mohri, M. (2016a). Boosting with abstention. In *Advances in Neural Information Processing Systems*, pages 1668–1676.
- Cortes, C., DeSalvo, G., and Mohri, M. (2016b). Learning with Rejection. In *Proceedings of The 27th International Conference on Algorithmic Learning Theory (ALT 2016)*, volume 9925 LNAI, pages 67–82, Bari, Italy. Springer Berlin Heidelberg.
- da Rocha Neto, A. R., Sousa, R., Barreto, G. d. A., and Cardoso, J. S. (2011). Diagnostic of Pathology on the Vertebral Column with Embedded Reject Option. In *IbPRIA 2011: Pattern Recognition and Image Analysis*, volume 6669 LNCS, pages 588–595.
- Dalitz, C. (2009). Reject options and confidence measures for kNN classifiers. *Schriftenreihe des Fachbereichs Elektrotechnik und Informatik Hochschule Niederrhein*, 8(2009):16–38.
- De Stefano, C., Sansone, C., and Vento, M. (2000). To reject or not to reject: that is the question—an answer in case of neural classifiers. *IEEE Transactions on Systems, Man and Cybernetics, Part C (Applications and Reviews)*, 30(1):84–94.
- Denis, C. and Hebiri, M. (2020). Consistency of plug-in confidence sets for classification in semi-supervised learning. *Journal of Nonparametric Statistics*, 32(1):42–72.
- Dubos, C., Bernard, S., Adam, S., and Sabourin, R. (2016). ROC-based cost-sensitive classification with a reject option. In *2016 23rd International Conference on Pattern Recognition (ICPR)*, pages 3320–3325. IEEE.
- Dubuisson, B. and Masson, M. (1993). A statistical decision rule with incomplete knowledge about classes. *Pattern Recognition*, 26(1):155–165.

- Dübuisson, B., Usai, M., and Malvache, P. (1985). Computer aided system diagnostic with an incomplete learning set. *Progress in Nuclear Energy*, 15(C):875–880.
- El-Yaniv, R. and Wiener, Y. (2010). On the foundations of noise-free selective classification. *Journal of Machine Learning Research*, 11:1605–1641.
- El-Yaniv, R. and Wiener, Y. (2011). Agnostic selective classification. *Advances in Neural Information Processing Systems*, 24:1–9.
- Ester, M., Kriegel, H.-P., Sander, J., and Xu, X. (1996). A Density-Based Algorithm for Discovering Clusters in Large Spatial Databases with Noise. In *Proceedings of the Second International Conference on Knowledge Discovery and Data Mining (KDD-96)*, volume 96, pages 226–231.
- Ferri, C. and Hernández-Orallo, J. (2004). Cautious Classifiers. *Proceedings of ROC Analysis in Artificial Intelligence, 1st International Workshop (ROCAI-2004)*, pages 27–36.
- Fischer, L., Hammer, B., and Wersing, H. (2014a). Local Rejection Strategies for Learning Vector Quantization. In *Lecture Notes in Computer Science*, volume 8681 LNCS, pages 563–570. Springer Cham.
- Fischer, L., Hammer, B., and Wersing, H. (2015a). Efficient rejection strategies for prototype-based classification. *Neurocomputing*, 169:334–342.
- Fischer, L., Hammer, B., and Wersing, H. (2015b). Optimum Reject Options for Prototype-based Classification. *arXiv preprint arXiv:1503.06549*.
- Fischer, L., Hammer, B., and Wersing, H. (2016). Optimal local rejection for classifiers. *Neurocomputing*, 214:445–457.
- Fischer, L., Nebel, D., Villmann, T., Hammer, B., and Wersing, H. (2014b). Rejection Strategies for Learning Vector Quantization – A Comparison of Probabilistic and Deterministic Approaches. In *22nd European Symposium on Artificial Neural Networks, Computational Intelligence and Machine Learning, ESANN 2014 - Proceedings*, pages 109–118. Springer Cham.
- Flores, I. (1958). An Optimum Character Recognition System Using Decision Functions. *IRE Transactions on Electronic Computers*, EC-7(2):180.
- Foggia, P., Sansone, C., Tortorella, F., and Vento, M. (1999). Multiclassification: reject criteria for the Bayesian combiner. *Pattern Recognition*, 32(8):1435–1447.
- Frélicot, C. (1997). Learning rejection thresholds for a class of fuzzy classifiers from possibilistic clustered noisy data. In *7th International Fuzzy Systems Association World Congress, IFSA*, volume 3, pages 111–116.
- Frélicot, C. (1998). On unifying probabilistic/fuzzy and possibilistic rejection-based classifiers. In *SSPR /SPR 1998: Advances in Pattern Recognition*, pages 736–745. Springer Berlin Heidelberg.
- Frélicot, C. and Mascarilla, L. (2002). Reject strategies driven combination of pattern classifiers. *Pattern Analysis and Applications*, 5(2):234–243.
- Friedel, C. C., Rückert, U., and Kramer, S. (2006). Cost Curves for Abstaining Classifiers. In *ICML 2006 - 3th workshop ROC Analysis in ML*, Pittsburgh, Pennsylvania.
- Fu, Y., Zhu, X., and Li, B. (2013). A survey on instance selection for active learning. *Knowledge and Information Systems*, 35(2):249–283.
- Fukunaga, K. and Kessell, D. (1972). Application of optimum error-reject functions. *IEEE Transactions on Information Theory*, 18(6):814–817.
- Fumera, G., Pillai, I., and Roli, F. (2003). Classification with reject option in text categorisation systems. In *12th International Conference on Image Analysis and Processing, 2003.Proceedings.*, pages 582–587. IEEE Comput. Soc.
- Fumera, G., Pillai, I., and Roli, F. (2004). A two-stage classifier with reject option for text categorisation. In *Lecture Notes in Computer Science*, volume 3138, pages 771–779. Springer Berlin Heidelberg.
- Fumera, G. and Roli, F. (2002). Support Vector Machines with Embedded Reject Option. In *Pattern Recognition with Support Vector Machines*, pages 68–82. Springer Berlin Heidelberg, Berlin, Heidelberg.
- Fumera, G. and Roli, F. (2004). Analysis of error-reject trade-off in linearly combined multiple classifiers. *Pattern Recognition*, 37(6):1245–1265.
- Fumera, G., Roli, F., and Giacinto, G. (2000). Multiple reject thresholds for improving classification reliability. In *Lecture Notes in Computer Science*, volume 1876 LNCS, pages 863–871. Springer Berlin Heidelberg.
- Gal, Y., Hron, J., and Kendall, A. (2017). Concrete Dropout. In *Advances in Neural Information Processing Systems*, volume 30, pages 3581–3590. Curran Associates, Inc.

- Gamelas Sousa, R. and Cardoso, J. S. (2013). The data replication method for the classification with reject option. *AI Communications*, 26(3):281–302.
- Gamelas Sousa, R., da Rocha Neto, A., R.Cardoso, J. S., and Barreto, G. A. (2015). Robust classification with reject option using the self-organizing map. *Neural Computing and Applications*, 26(7):1603–1619.
- Gamelas Sousa, R., da Rocha Neto, A. R., Barreto, G. A., Cardoso, J. S., and Coimbra, M. T. (2014a). Reject option paradigm for the reduction of support vectors. *22nd European Symposium on Artificial Neural Networks, Computational Intelligence and Machine Learning, ESANN 2014 - Proceedings*, pages 331–336.
- Gamelas Sousa, R., da Rocha Neto, A. R., Cardoso, J. S., and Barreto, G. A. (2014b). Classification with Reject Option Using the Self-Organizing Map. In *Lecture Notes in Computer Science*, volume 8681 LNCS, chapter Artificial, pages 105–112. Springer, Cham.
- Gamelas Sousa, R., Mora, B., and Cardoso, J. S. (2009). An ordinal data method for the classification with reject option. *8th International Conference on Machine Learning and Applications, ICMLA 2009*, 2:746–750.
- Gasca A., E., Saldaña T., S., Sánchez G., J. S., Velásquez G., V., Rendón L., E., Abundez B., I. M., Valdovinos R., R. M., and Cruz R., R. (2011). A Rejection Option for the Multilayer Perceptron Using Hyperplanes. In *Lecture Notes in Computer Science*, volume 6593 LNCS, pages 51–60. Springer Berlin Heidelberg.
- Geifman, Y. and El-Yaniv, R. (2017). Selective Classification for Deep Neural Networks. In *Advances in Neural Information Processing Systems*, pages 4879–4888. Curran Associates, Inc.
- Geifman, Y. and El-Yaniv, R. (2019). SelectiveNet: A Deep Neural Network with an Integrated Reject Option. In *International Conference on Machine Learning (ICML 2019)*, volume 2019-June, pages 3768–3776.
- Golfarelli, M., Maio, D., and Malton, D. (1997). On the error-reject trade-off in biometric verification systems. *IEEE Transactions on Pattern Analysis and Machine Intelligence*, 19(7):786–796.
- Göpfert, J. P., Hammer, B., and Wersing, H. (2018). Mitigating concept drift via rejection. In *Lecture Notes in Computer Science*, volume 11139 LNCS, pages 456–467. Springer Cham.
- Grandvalet, Y., Rakotomamonjy, A., Keshet, J., and Canu, S. (2009). Support Vector Machines with a Reject Option. In *Advances in Neural Information Processing Systems 21*, pages 537–544. Curran Associates, Inc.
- Guan, H., Zhang, Y., Cheng, H. D., and Tang, X. (2020). Bounded-abstaining classification for breast tumors in imbalanced ultrasound images. *International Journal of Applied Mathematics and Computer Science*, 30(2):325–336.
- Gyorfi, L., Gyorfi, Z., and Vajda, I. (1979). Bayesian Decision With Rejection. *Problems of control and information theory*, 8(5-6):445–452.
- Ha, T. M. (1996). An optimum class-selective rejection rule for pattern recognition. In *Proceedings of 13th International Conference on Pattern Recognition*, volume 2, pages 75–80. IEEE.
- Ha, T. M. (1997a). Optimum tradeoff between class-selective rejection error and average number of classes. *Engineering Applications of Artificial Intelligence*, 10(6):525–529.
- Ha, T. M. (1997b). The optimum class-selective rejection rule. *IEEE Transactions on Pattern Analysis and Machine Intelligence*, 19(6):608–615.
- Hamid, K., Asif, A., Abbasi, W., Sabih, D., and Afsar, F. A. (2017). Machine Learning with Abstention for Automated Liver Disease Diagnosis. In *2017 International Conference on Frontiers of Information Technology (FIT)*, volume 2017-Janua, pages 356–361. IEEE.
- Hanczar, B. (2019). Performance visualization spaces for classification with rejection option. *Pattern Recognition*, 96:106984.
- Hanczar, B. and Dougherty, E. R. (2008). Classification with reject option in gene expression data. *Bioinformatics*, 24(17):1889–1895.
- Hanczar, B. and Sebag, M. (2014). Combination of one-class support vector machines for classification with reject option. In *Machine Learning and Knowledge Discovery in Databases - Part I*, pages 547–562. Springer Berlin Heidelberg.
- Hansen, L. K., Liisberg, C., and Salamon, P. (1997). The Error-Reject Tradeoff. *Open Systems & Information Dynamics*, 4(2):159–184.
- Harshvardhan, G., Gourisaria, M. K., Pandey, M., and Rautaray, S. S. (2020). A comprehensive survey and analysis of generative models in machine learning. *Computer Science Review*, 38:100285.

- Hatami, N. and Chira, C. (2013). Classifiers with a reject option for early time-series classification. *Proceedings of the 2013 IEEE Symposium on Computational Intelligence and Ensemble Learning, CIEL 2013 - 2013 IEEE Symposium Series on Computational Intelligence, SSCI 2013*, pages 9–16.
- Hellman, M. E. (1970). The Nearest Neighbor Classification Rule with a Reject Option. *IEEE Transactions on Systems Science and Cybernetics*, 6(3):179–185.
- Heo, J., Lee, H. B., Kim, S., Lee, J., Kim, K. J., Yang, E., and Hwang, S. J. (2018). Uncertainty-Aware Attention for Reliable Interpretation and Prediction. In *Advances in Neural Information Processing Systems*, volume 31, pages 909–918, Montreal, Canada. Curran Associates, Inc.
- Herbei, R. and Wegkamp, M. H. (2006). Classification with reject option. *Canadian Journal of Statistics*, 34(4):709–721.
- Homenda, W., Luckner, M., and Pedrycz, W. (2014). Classification with rejection based on various SVM techniques. In *2014 International Joint Conference on Neural Networks (IJCNN)*, pages 3480–3487. IEEE.
- Homenda, W., Luckner, M., and Pedrycz, W. (2016). Classification with rejection: Concepts and evaluations. *Advances in Intelligent Systems and Computing*, 364(December):413–425.
- Horiuchi, T. (1998). Class-selective rejection rule to minimize the maximum distance between selected classes. *Pattern Recognition*, 31(10):1579–1588.
- Hosseini, H., Chen, Y., Kannan, S., Zhang, B., and Poovendran, R. (2017). Blocking Transferability of Adversarial Examples in Black-Box Learning Systems. *arXiv preprint arXiv:1703.04318*.
- Hsu, Y. C., Shen, Y., Jin, H., and Kira, Z. (2020). Generalized ODIN: Detecting Out-of-Distribution Image without Learning from Out-of-Distribution Data. *Proceedings of the IEEE Computer Society Conference on Computer Vision and Pattern Recognition*, pages 10948–10957.
- Huang, Y. and Suen, C. (1995). A method of combining multiple experts for the recognition of unconstrained handwritten numerals. *IEEE Transactions on Pattern Analysis and Machine Intelligence*, 17(1):90–94.
- Hüllermeier, E. and Waegeman, W. (2021). Aleatoric and Epistemic Uncertainty in Machine Learning: A Tutorial Introduction. *Machine Learning*, 110(3):457–506.
- Jiang, H., Kim, B., Guan, M. Y., and Gupta, M. (2018). To Trust Or Not To Trust A Classifier. In *32nd Conference on Neural Information Processing Systems (NIPS)*, pages 5541–5552, Montreal, Canada.
- Jiang, W., Zhao, Y., and Wang, Z. (2020). Risk-Controlled Selective Prediction for Regression Deep Neural Network Models. In *2020 International Joint Conference on Neural Networks (IJCNN)*, pages 1–8. IEEE.
- Jigang, X., Zhengding, Q., and Jie, W. (2006). Bootstrap methods for reject rules of fisher LDA. *Proceedings - International Conference on Pattern Recognition*, 3:425–428.
- Joana, K., Christian, M., and Clemens, G. (2021). Securing Deep Learning Models with Autoencoder based Anomaly Detection. In *Proceedings of the European Conference of the PHM Society 2021*, pages 221–233, Virtual event. PHM Society.
- Kang, S., Cho, S., Rhee, S.-j., and Yu, K.-S. (2017). Reliable prediction of anti-diabetic drug failure using a reject option. *Pattern Analysis and Applications*, 20(3):883–891.
- Kocak, M. A., Ramirez, D., Erkip, E., and Shasha, D. (2020). SafePredict: A Meta-Algorithm for Machine Learning That Uses Refusals to Guarantee Correctness. *IEEE Transactions on Pattern Analysis and Machine Intelligence*, 43(2):1–1.
- Kompa, B., Snoek, J., and Beam, A. L. (2021). Second opinion needed: communicating uncertainty in medical machine learning. *npj Digital Medicine*, 4(1):4.
- Korycki, L., Cano, A., and Krawczyk, B. (2019). Active Learning with Abstaining Classifiers for Imbalanced Drifting Data Streams. In *2019 IEEE International Conference on Big Data (Big Data)*, pages 2334–2343. IEEE.
- Kotropoulos, C. and Arce, G. R. (2009). Linear classifier with reject option for the detection of vocal fold paralysis and vocal fold edema. *Eurasip Journal on Advances in Signal Processing*, 2009.
- Krawczyk, B. and Cano, A. (2018). Online ensemble learning with abstaining classifiers for drifting and noisy data streams. *Applied Soft Computing*, 68:677–692.
- Kwok, J. T. (1999). Moderating the outputs of support vector machine classifiers. *IEEE Transactions on Neural Networks*, 10(5):1018–1031.

- Lam, L. and Suen, C. Y. (1995). Optimal combinations of pattern classifiers. *Pattern Recognition Letters*, 16(9):945–954.
- Landgrebe, T. C., Tax, D. M., Paclík, P., and Duin, R. P. (2006). The interaction between classification and reject performance for distance-based reject-option classifiers. *Pattern Recognition Letters*, 27(8):908–917.
- Landgrebe, T. C., Tax, D. M., Paclík, P., Duin, R. P., and Andrew, C. (2004). A combining strategy for ill-defined problems. In *Proc. of the 15th Annual Symposium of the Pattern Recognition Association of South Africa*, pages 57–62.
- Laroui, S., Descombes, X., Vernay, A., Villiers, F., Debreuve, E., Laroui, S., Descombes, X., Vernay, A., Villiers, F., Villalba, F., and Laroui, S. (2021). How to define a rejection class based on model learning? In *25th International Conference on Pattern Recognition*, Milano.
- Le Capitaine, H. and Frélicot, C. (2010). An Optimum Class-Rejective Decision Rule and Its Evaluation. In *2010 20th International Conference on Pattern Recognition*, pages 3312–3315. IEEE.
- Le Capitaine, H. and Frélicot, C. (2012). A family of measures for best top-n class-selective decision rules. *Pattern Recognition*, 45(1):552–562.
- Le Cun, Y., Matan, O., Boser, B., Denker, J., Henderson, D., Howard, R., Hubbard, W., Jacket, L., and Baird, H. (1990). Handwritten zip code recognition with multilayer networks. In *[1990] Proceedings. 10th International Conference on Pattern Recognition*, volume ii, pages 35–40. IEEE Comput. Soc. Press.
- Lei, J. (2014). Classification with confidence. *Biometrika*, 101(4):755–769.
- Lewicke, A., Sazonov, E. S., Corwin, M., Neuman, M., and Schuckers, S. (2008). Sleep Versus Wake Classification From Heart Rate Variability Using Computational Intelligence: Consideration of Rejection in Classification Models. *IEEE Transactions on Biomedical Engineering*, 55(1):108–118.
- Li, M. and Sethi, I. K. (2006). Confidence-based classifier design. *Pattern Recognition*, 39(7):1230–1240.
- Lin, D., Sun, L., Toh, K. A., Zhang, J. B., and Lin, Z. (2018). Twin SVM with a reject option through ROC curve. *Journal of the Franklin Institute*, 355(4):1710–1732.
- Liu, F. T., Ting, K. M., and Zhou, Z. H. (2008). Isolation forest. *Proceedings - IEEE International Conference on Data Mining, ICDM*, pages 413–422.
- Loeffel, P. X., Marsala, C., and Detyniecki, M. (2015). Classification with a reject option under Concept Drift: The Droplets algorithm. In *Proceedings of the 2015 IEEE International Conference on Data Science and Advanced Analytics, DSAA 2015*, pages 1–9.
- Lotte, F., Mouchère, H., and Lécuyer, A. (2008). Pattern rejection strategies for the design of self-paced EEG-based brain-computer interfaces. *Proceedings - International Conference on Pattern Recognition*, pages 6–10.
- Lou, Z., Liu, K., Yang, J., and Suen, C. (1999). Rejection Criteria and Pairwise Discrimination of Handwritten Numerals Based on Structural Features. *Pattern Analysis & Applications*, 2(3):228–238.
- Ma, C., Randolph, M. A., and Drish, J. (2001). A support vector machines-based rejection technique for speech recognition. *ICASSP, IEEE International Conference on Acoustics, Speech and Signal Processing - Proceedings*, 1:381–384.
- Madras, D., Pitassi, T., and Zemel, R. (2018). Predict responsibly: Improving fairness and accuracy by learning to defer. *Advances in Neural Information Processing Systems*, 2018-Decem(NeurIPS):6147–6157.
- Markou, M. and Singh, S. (2003). Novelty detection: a review—part 1: statistical approaches. *Signal Processing*, 83(12):2481–2497.
- Marrocco, C., Molinara, M., and Tortorella, F. (2007). An empirical comparison of ideal and empirical ROC-based reject rules. In *Lecture Notes in Computer Science*, volume 4571 LNAI, pages 47–60. Springer, Berlin, Heidelberg.
- Mena, J., Pujol, O., and Vitria, J. (2020). Uncertainty-Based Rejection Wrappers for Black-Box Classifiers. *IEEE Access*, 8:101721–101746.
- Merényi, E., Mendenhall, M. J., and O’Driscoll, P. (2016). Self-Adjusting Reject Options in Prototype Based Classification. In *Advances in Intelligent Systems and Computing*, volume 428.
- Mesquita, D. P., Rocha, L. S., Gomes, J. P. P., and da Rocha Neto, A. R. (2016). Classification with reject option for software defect prediction. *Applied Soft Computing Journal*, 49:1085–1093.

- Mizutani, H. (1998). Discriminative learning for minimum error and minimum reject classification. In *Proceedings. Fourteenth International Conference on Pattern Recognition (Cat. No.98EX170)*, volume 1, pages 136–140, Brisbane, Queensland, Australia, Australia. IEEE Comput. Soc.
- Mozannar, H. and Sontag, D. (2020). Consistent Estimators for Learning to Defer to an Expert. *arXiv preprint arXiv:2006.01862*.
- Muzzolini, R., Yang, Y.-H., and Pierson, R. (1998). Classifier design with incomplete knowledge. *Pattern Recognition*, 31(4):345–369.
- Nadeem, M. S. A., Zucker, J., and Hanczar, B. (2010). Accuracy-Rejection Curves (ARCs) for Comparing Classification Methods with a Reject Option. *Machine Learning in Systems Biology*, 8:65–81.
- Nguyen, V.-L., Destercke, S., and Hüllermeier, E. (2019). Epistemic Uncertainty Sampling. In *International Conference On Discovery Science DS 2019*, volume 11828 LNAI, pages 72–86. Springer, Cham.
- Nguyen, V.-L. and Hüllermeier, E. (2020). Reliable Multilabel Classification: Prediction with Partial Abstention. In *Proceedings of the AAAI Conference on Artificial Intelligence*, volume 34, pages 5264–5271.
- Ni, C., Charoenphakdee, N., Honda, J., and Sugiyama, M. (2019). On the Calibration of Multiclass Classification with Rejection. *arXiv preprint arXiv:1901.10655*, pages 1–31.
- Pang, T., Zhang, H., He, D., Dong, Y., Su, H., Chen, W., Zhu, J., and Liu, T.-Y. (2021). Adversarial Training with Rectified Rejection. *arXiv preprint arXiv:2105.14785*, pages 1–23.
- Pazzani, M. J., Murphy, P., Ali, K., and Schulenburg, D. (1994). Tradingoff coverage for accuracy in forecasts: Applications to clinical data analysis. In *Proceedings of the AAAI Symposium on AI in Medicine*, pages 100–104.
- Perello-Nieto, M., Filho, T. M., Kull, M., and Flach, P. (2017). Background check: A general technique to build more reliable and versatile classifiers. In *Proceedings - IEEE International Conference on Data Mining, ICDM*, pages 1143–1148.
- Perini, L., Galvin, C., and Vercruyssen, V. (2020a). A Ranking Stability Measure for Quantifying the Robustness of Anomaly Detection Methods. *Communications in Computer and Information Science*, 1323:397–408.
- Perini, L., Vercruyssen, V., and Davis, J. (2020b). Quantifying the Confidence of Anomaly Detectors in Their Example-Wise Predictions. In *Proceedings of European Conference on Machine Learning and Principles and Practice of Knowledge Discovery in Databases*, Ghent, Belgium. ECML-PKDD.
- Pietraszek, T. (2005). Optimizing abstaining classifiers using ROC analysis. In *Proceedings of the 22nd international conference on Machine learning - ICML '05*, pages 665–672, New York, New York, USA. ACM Press.
- Pietraszek, T. (2007). On the use of ROC analysis for the optimization of abstaining classifiers. *Machine Learning*, 68(2):137–169.
- Pillai, I., Fumera, G., and Roli, F. (2011). A Classification Approach with a Reject Option for Multi-label Problems. In *Lecture Notes in Computer Science*, volume 6978 LNCS, pages 98–107. Springer Berlin Heidelberg.
- Pillai, I., Fumera, G., and Roli, F. (2013). Multi-label classification with a reject option. *Pattern Recognition*, 46(8):2256–2266.
- Pimentel, M. A., Clifton, D. A., Clifton, L., and Tarassenko, L. (2014). A review of novelty detection. *Signal Processing*, 99:215–249.
- Prasad, N. R., Almanza-Garcia, S., and Lu, T. T. (2009). Anomaly detection. *Computers, Materials and Continua*, 14(1):1–22.
- Pudil, P., Novovičova, J., Bláha, S., and Kittler, J. (1992). Multistage pattern recognition with reject option. In *Proceedings - International Conference on Pattern Recognition*, volume 2, pages 92–95.
- Rahman, A. and Fairhurst, M. (1998). An evaluation of multi-expert configurations for the recognition of handwritten numerals. *Pattern Recognition*, 31(9):1255–1273.
- Ramaswamy, H. G., Tewari, A., and Agarwal, S. (2018). Consistent algorithms for multiclass classification with an abstain option. *Electronic Journal of Statistics*, 12(1):530–554.
- Ramaswamy, S., Rastogi, R., and Shim, K. (2000). Efficient algorithms for mining outliers from large data sets. *ACM SIGMOD Record*, 29:427–438.
- Sambu Seo, Wallat, M., Graepel, T., and Obermayer, K. (2000). Gaussian process regression: active data selection and test point rejection. In *Proceedings of the IEEE-INNS-ENNS*

- International Joint Conference on Neural Networks. IJCNN 2000. Neural Computing: New Challenges and Perspectives for the New Millennium*, volume 3, pages 241–246. IEEE.
- Sansone, C., Tortorella, F., and Vento, M. (2001). A classification reliability driven reject rule for multi-expert systems. *International Journal of Pattern Recognition and Artificial Intelligence*, 15(06):885–904.
- Santos-Pereira, C. M. and Pires, A. M. (2005). On optimal reject rules and ROC curves. *Pattern Recognition Letters*, 26(7):943–952.
- Sayedi, A., Zadimoghaddam, M., and Blum, A. (2010). Trading off mistakes and don't-know predictions. *Advances in Neural Information Processing Systems 23: 24th Annual Conference on Neural Information Processing Systems 2010, NIPS 2010*, pages 1–9.
- Schölkopf, B., Williamson, R., Smola, A., Shawe-Taylor, J., and Platt, J. (1999). Support vector method for novelty detection. *Advances in Neural Information Processing Systems*, 12:582–588.
- Senge, R., Bösner, S., Dembczyński, K., Haasenritter, J., Hirsch, O., Donner-Banzhoff, N., and Hüllermeier, E. (2014). Reliable classification: Learning classifiers that distinguish aleatoric and epistemic uncertainty. *Information Sciences*, 255:16–29.
- Settles, B. (2009). Active Learning Literature Survey.
- Shekhar, S., Ghavamzadeh, M., and Javidi, T. (2019). Binary Classification with Bounded Abstention Rate. *arXiv preprint arXiv:1905.09561*, pages 1–35.
- Simeone, P., Marrocco, C., and Tortorella, F. (2012). Design of reject rules for ECOC classification systems. *Pattern Recognition*, 45(2):863–875.
- Singh, S. and Markou, M. (2004). An Approach to Novelty Detection Applied to the Classification of Image Regions. *IEEE Transactions on Knowledge and Data Engineering*, 16(4):396–407.
- Sotgiu, A., Demontis, A., Melis, M., Biggio, B., Fumera, G., Feng, X., and Roli, F. (2020). Deep neural rejection against adversarial examples. *EURASIP Journal on Information Security*, 2020(1):5.
- Sutton, C. and McCallum, A. (2011). An introduction to conditional random fields. *Foundations and Trends in Machine Learning*, 4(4):267–373.
- Sutton, C. and McCallum, A. (2019). An Introduction to Conditional Random Fields for Relational Learning. *Introduction to Statistical Relational Learning*.
- Suutala, J., Pirttikangas, S., Riekkilä, J., and Rönning, J. (2004). Reject-Optional LVQ-Based Two-Level Classifier to Improve Reliability in Footstep Identification. In *Lecture Notes in Computer Science*, volume 3001, pages 182–187. Springer Berlin Heidelberg.
- Tang, W. and Sazonov, E. S. (2014). Highly Accurate Recognition of Human Postures and Activities Through Classification With Rejection. *IEEE Journal of Biomedical and Health Informatics*, 18(1):309–315.
- Tax, D. M. and Duin, R. P. (2008). Growing a multi-class classifier with a reject option. *Pattern Recognition Letters*, 29(10):1565–1570.
- Thulasidasan, S., Bhattacharya, T., Bilmes, J., Chennupati, G., and Mohd-Yusof, J. (2019). Combating Label Noise in Deep Learning Using Abstention. In *Proceedings of the 36th International Conference on Machine Learning*.
- Tortorella, F. (2000). An Optimal Reject Rule for Binary Classifiers. In *Lecture Notes in Computer Science*, volume 1876 LNCS, pages 611–620. Springer Cham.
- Tortorella, F. (2004). Reducing the classification cost of support vector classifiers through an ROC-based reject rule. *Pattern Analysis and Applications*, 7(2):128–143.
- Tortorella, F. (2005). A ROC-based reject rule for dichotomizers. *Pattern Recognition Letters*, 26(2):167–180.
- Ulmer, D. and Cinà, G. (2020). Know Your Limits: Uncertainty Estimation with ReLU Classifiers Fails at Reliable OOD Detection. *arXiv preprint arXiv:2012.05329*.
- Urahama, K. and Furukawa, Y. (1995). Gradient descent learning of nearest neighbor classifiers with outlier rejection. *Pattern Recognition*, 28(5):761–768.
- Vailaya, A. and Jain, A. (2000). Reject option for VQ-based Bayesian classification. In *Proceedings 15th International Conference on Pattern Recognition. ICPR-2000*, volume 2, pages 48–51. IEEE Comput. Soc.
- Van der Plas, D., Meert, W., Verbraecken, J., and Davis, J. (2021). A reject option for automated sleep stage scoring. In *ICML Workshop on Interpretable Machine Learning in Healthcare*, Virtual event.
- Varshney, K. R. (2006). A Kernel Based Rejection Method for Supervised Classification. *International Journal of Computational Intelligence*, 3(4):312–321.

- Varshney, K. R. (2011). A risk bound for ensemble classification with a reject option. In *2011 IEEE Statistical Signal Processing Workshop (SSP)*, pages 769–772. IEEE.
- Vasconcelos, G., Fairhurst, M., and Bisset, D. (1993). Enhanced reliability of multilayer perceptron networks through controlled pattern rejection. *Electronics Letters*, 29(3):261.
- Vasconcelos, G., Fairhurst, M., and Bisset, D. (1995). Investigating feedforward neural networks with respect to the rejection of spurious patterns. *Pattern Recognition Letters*, 16(2):207–212.
- Villmann, T., Kaden, M., Nebel, D., and Biehl, M. (2015). Learning Vector Quantization with Adaptive Cost-Based Outlier-Rejection. In *Lecture Notes in Computer Science*, volume 9257, pages 772–782. Springer, Cham.
- Wang, X. and Yiu, S. M. (2020). Classification with Rejection: Scaling Generative Classifiers with Supervised Deep Infomax. In *Proceedings of the Twenty-Ninth International Joint Conference on Artificial Intelligence*, pages 2980–2986, California. International Joint Conferences on Artificial Intelligence Organization.
- Wegkamp, M. H. (2007). Lasso type classifiers with a reject option. *Electronic Journal of Statistics*, 1:155–168.
- Wegkamp, M. H. and Yuan, M. (2012). Support vector machines with a reject option. *Bernoulli*, 17(4):1368–1385.
- Wu, Q., Jia, C., and Chen, W. (2007). A Novel Classification-Rejection Sphere SVMs for Multi-class Classification Problems. In *Third International Conference on Natural Computation (ICNC 2007)*, volume 1, pages 34–38. IEEE.
- Xu, L., Krzyzak, A., Suen, C. Y. C., Krzyzak, A., and Suen, C. Y. C. (1992). Methods of Combining Multiple Classifiers and Their Applications to Handwriting Recognition. *IEEE Transactions on Systems, Man, and Cybernetics*, 22(3):418–435.
- Yuan, M. and Wegkamp, M. H. (2010). Classification methods with reject option based on convex risk minimization. *Journal of Machine Learning Research*, 11:111–130.
- Zhang, C. and Chaudhuri, K. (2014). Beyond disagreement-based agnostic active learning. *Advances in Neural Information Processing Systems*, 1(January):442–450.
- Zhang, C., Wang, W., and Qiao, X. (2018). On Reject and Refine Options in Multicategory Classification. *Journal of the American Statistical Association*, 113(522):730–745.
- Zhang, R. and Metaxas, D. (2006). RO-SVM: Support Vector Machine with Reject Option for Image Categorization. In *Proceedings of the British Machine Vision Conference 2006*, pages 1–123. British Machine Vision Association.
- Zheng, E.-h., Zou, C., Sun, J., and Chen, L. (2011). Cost-sensitive SVM with Error Cost and Class-dependent Reject Cost. *International Journal of Computer Theory and Engineering*, 3(1):130–135.
- Zidmal, Z., Amirou, A., and Belouchrani, A. (2012). Heartbeat classification using support vector machines (SVMs) with an embedded reject option. *International Journal of Pattern Recognition and Artificial Intelligence*, 26(01):1250001.
- Ziyin, L., Wang, Z. T., Liang, P. P., Salakhutdinov, R., Morency, L. P., and Ueda, M. (2019). Deep gamblers: Learning to abstain with portfolio theory. *Advances in Neural Information Processing Systems*, 32(NeurIPS):1–17.
- Zou, C., Zheng, E.-h., Xu, H.-w., and Chen, L. (2011). Cost-sensitive Multi-class SVM with Reject Option: A Method for Steam Turbine Generator Fault Diagnosis. *International Journal of Computer Theory and Engineering*, 3(1):77–83.