

DeepTitle - Leveraging BERT to generate Search Engine Optimized Headlines

Cristian Anastasiu*
Amazon Web Services
Seefeldstrasse 69
8008 Zürich, Switzerland
canast@amazon.com

Hanna Behnke*
SPRING Axel Springer Digital
News Media GmbH & Co. KG
Axel-Springer-Straße 65
10969 Berlin, Germany
hanna.behnke@spring-media.de

Sarah Lueck*
SPRING Axel Springer Digital
News Media GmbH & Co. KG
Axel-Springer-Straße 65
10969 Berlin, Germany
sarah.lueck@spring-media.de

Viktor Malesevic*
Amazon Web Services
Oskar-von-Miller-Ring 20
80333 München, Germany
malesv@amazon.com

Aamna Najmi*
Amazon Web Services
Oskar-von-Miller-Ring 20
80333 München, Germany
anajmi@amazon.com

Javier Poveda-Panter*
Amazon Web Services
Oskar-von-Miller-Ring 20
80333 München, Germany
jpovedap@amazon.com

ABSTRACT

Automated headline generation for online news articles is not a trivial task - machine generated titles need to be grammatically correct, informative, capture attention and generate search traffic without being "click baits" or "fake news". In this paper we showcase how a pre-trained language model can be leveraged to create an abstractive news headline generator for German language. We incorporate state of the art fine-tuning techniques for abstractive text summarization, i.e. we use different optimizers for the encoder and decoder where the former is pre-trained and the latter is trained from scratch. We modify the headline generation to incorporate frequently sought keywords relevant for search engine optimization. We conduct experiments on a German news data set and achieve a ROUGE-L-gram F-score of 40.02. Furthermore, we address the limitations of ROUGE for measuring the quality of text summarization by introducing a sentence similarity metric and human evaluation.

1 Introduction

Most publishing houses generate a large share of revenue through digital products. Regardless of the business model, it is vital to increase the discoverability of the content to attract new customers to the website. Besides social media, search engines - especially Google - are the most important places for content discovery. To increase the likelihood of an article to be viewed by the user, the articles have to rank high up in the organic search results as well as in Google News boxes, cp. Fig. 1. The lower the position in the result list, the lower the click through rate (CTR) for each search result [1]. It is the core task of search engine optimization (SEO) to increase the visibility of the content and analyse which factors have a positive influence on organic search traffic. The article's title that is displayed in the search results is one of these factors [2] - hereinafter called "SEO title".

In this paper, we propose an approach to generate SEO titles based on the article's text using an encoder-decoder network. The project was conducted in collaboration with WELT, a German news media brand, which is part of Axel Springer SE.

*All authors contributed equally to this paper.

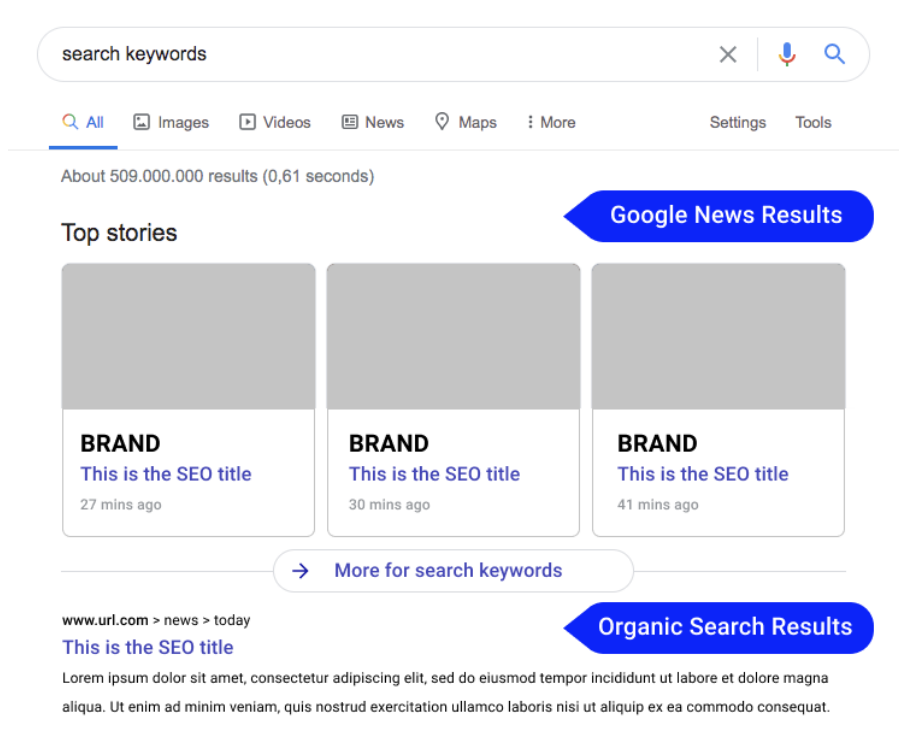


Fig. 1. Visualization of Google search results that highlights the position of the SEO title in Google News boxes and organic search results.

By recommending search engine optimized titles to the editors, we aim to accelerate the production of articles and increase organic search traffic. We use the expert knowledge of the WELT SEO team to build our model and use a manually labelled dataset to determine high-quality SEO titles. According to the experts, the article headline must catch the readers' attention and have a well-defined set of characteristics: most notably, SEO titles should be descriptive, intriguing as well as contain keywords that are specific to the context and frequently sought for. Additionally, the titles should not exceed the length of what Google displays in the organic search results.

2 Background

2.1 Abstractive Summarization

In the editorial workflow, the SEO title is most commonly created after the article was written. In its core, SEO title generation is therefore the process of writing the shortest possible summary of the article. From a technical perspective, summarization can either be extractive or abstractive. While the former re-combines parts, usually sentences, from the original text [3], the latter creates new pieces of text to form a coherent, fluent output. The first neural, abstractive summarization models were introduced by [4] and [5]. Both used an encoder-decoder architecture to map a longer sequence of tokens to a shorter sequence, which became the de-facto standard for abstractive summarization. Given the strict limitation of the title's length and strong condensation of meaning, we choose abstractive summarization as the most suitable approach.

Among the first to use the encoder-decoder architecture for title generation, [6] trains a recurrent neural network with LSTM units and attention on news articles, using only the first 50 words of the article as input. In 2019, the term "extreme summarization" was introduced [7], an abstractive approach to create single-sentence summaries of documents using convolutional neural networks to capture long-range dependencies. [8] proposes another interesting approach to title generation: A neural network is trained on 1.5 million article-title pairs, limiting the vocabulary used for the title prediction to those words that occur in the article to avoid grammatical and factual errors. Additionally, a double-blind trial approach is proposed as an alternative to traditional evaluation metrics like BLEU [9] and ROUGE [10] to judge the quality of the generated title.

2.2 Transfer Learning for Summarization

While these papers demonstrate that encoder-decoder architectures are well-suited for summarization tasks, the models are trained from scratch, requiring large quantities of training data. In recent years, it has been shown that transfer learning is a powerful technique to be applied in NLP. Pre-trained models, such as ELMo [11], GPT [12] and most prominently BERT [13] are used to solve versatile NLP problems. BERT (Bidirectional Encoder Representations from Transformers) is bidirectionally

trained on large quantities of text under the use of masking and next sentence prediction to model language context and, in its original form, applied to various NLP tasks like language understanding and translation. In 2019, BERTSUMABS [14] was published, a modification of the BERT architecture for the task of text summarization by incorporating interval segment embeddings.

There are more recent end-to-end pre-trained models such as Pegasus [15] and ProphetNet [16] that do not need to be trained from scratch on the decoder side and have yet achieved state of the art results in abstractive summarization tasks on public datasets. Pegasus uses a standard transformer based encoder-decoder architecture with a novel self-supervised objective called gap sentence generation where whole sentences are masked instead of only tokens as it is the case in BERT. ProphetNet is also a transformer based encoder-decoder architecture that uses multiple stream self-attention mechanisms.

We use BERTSUMABS [14] for SEO title generation because both Pegasus and ProphetNet are pre-trained on an English corpus only. The availability of a pre-trained German BERT [17] allows us to use it as a pre-trained encoder in the BERTSUMABS architecture and apply it to German news articles by only training the decoder from scratch. In comparison, both Pegasus and ProphetNet would need to be entirely pre-trained on a massive German corpus before fine-tuning it on our news article dataset.

We further adapt the generation of abstractive summaries to meet our needs. We modify the length penalty to fulfill the needs of SEO titles and we introduce a rank penalty to favor summaries containing specific words.

3 Data and Preprocessing

We train and evaluate our model on a data set from the German news brand WELT published on www.welt.de between 2014 and 2018. The article texts consist of the text itself and, in most of the cases, a brief introduction displayed in the beginning of the text. We only include articles from news-relevant departments. We filter out articles with a total word count above 512 and below 30 and SEO titles with a word count above 12 or below 3.

The cleaned data set consists of over 500,000 German news articles. Table 1 presents how we split the data set. In particular, we create two test sets for automated and human evaluation respectively. These test sets comprise SEO titles that were manually checked by SEO title experts (see Section 5.1 and 5.2).

Table 1. Data set statistics: size of training, validation, and test sets for automated and human evaluation and average document and summary length (in terms of words and sentences).

# docs (train/val/test_auto/test_manual)	avg. article length		avg. SEO title length	
	words	sentences	words	sentences
500,000/10,000/1000/100	167	12.2	6.5	1

4 Towards generating SEO Titles

To create SEO titles which generate high search volumes, one needs two ingredients: a readable, informative title and keywords relating to the article with a high search volume. We address these needs in two approaches. First, we create a one-sentence-summary of the text by deploying a neural network with an encoder-decoder structure to generate news titles and propose a modified length penalty to meet the length requirements of an SEO title. Second, we generate a list of keywords ranked by their relevance to the text content and expected search volume in Google. In the end, we combine the two and use the list of keywords to tweak the generation of SEO titles by introducing a rank penalty.

4.1 Model Architecture for Abstractive Summarization

BERT [13] is a language model that learns contextual representations by being pre-trained with masked language modeling and next sentence prediction tasks. This model can be fine-tuned to a specific custom natural language processing task. The BERT model outputs context rich vectors for each input token. However, as the original BERT architecture is limited to tokens and sentence pairs only, it is unable to gather sentence level representations. Thus, it is not suitable for text summarization. [14] found one way to overcome this problem by using interval segment embeddings to distinguish different sentences. This way it is possible to extract sentence level representations in a document [14]. We use the work of [14] to build an abstractive neural text summarization model, termed BERTSUMABS. We encode the input article text as a sequence of continuous representations and decode it to generate a target summary token by token using a sequence to sequence encoder-decoder-architecture. We leverage the German BERT pre-trained language model and use it as the encoder

to get context rich representations from our input. For the decoder, we use a 6 layered Transformer [18] which is initialized randomly as indicated in [14]. Since there is a mismatch between the encoder and decoder as the former is pre-trained whereas the latter is trained from scratch, we use the fine-tuning technique introduced in [14]. This technique uses separate optimizers for the encoder and the decoder. We use a low learning rate for the encoder and a high learning rate for the decoder. This ensures that the encoder does not overfit and the decoder does not underfit.

4.2 Tweaking the Generation of SEO Titles

When generating SEO titles two important factors come in play: the length and the keywords contained in them. The title should have an optimal length to be descriptive and compact enough to fit in the limited pixel space of news search results. Additionally, if a title contains keywords with high search volume and relevance, it will more likely be found and rank well on a search engine.

To create SEO titles with these attributes, we modify Beam Search. Beam Search generates several candidate headlines (or beams) at inference. Each candidate is characterized by the probability score of all tokens. Only the top beams with highest scores serve as headlines. We use the idea introduced by [19] to modify the beam scores to incorporate the attributes. To do so, we penalize beams which either do not have the right length or do not contain keywords.

In general terms we modify for each beam the beam score $s(Y, X)$ with a penalty term $p(Y)$:

$$s(Y, X) = \frac{\log(P(Y|X))}{p(Y)}, \quad (1)$$

where Y is the sequence of the beam, and $P(Y|X)$ the probability score of that beam given an input sequence X .

4.2.1 Modified Length Penalty

To meet the requirements of SEO titles with a optimal length r , in our case 12 tokens, we modify the length penalty introduced by [19]. The length penalty lp then reads:

$$lp(Y) = \frac{(5 + (\theta(Y, r) + 1))^\alpha}{(5 + 1)^\alpha} \quad (2)$$

with

$$\theta(Y, r) = \begin{cases} |Y|, & \text{if } |Y| < r \\ 2r - |Y|, & \text{otherwise.} \end{cases} \quad (3)$$

$|Y|$ is the current candidate length and α is the length normalization coefficient as introduced in [19]. θ is a triangular function with its maximum at r , resulting in $lp(Y)$ following a similar triangular profile (cp. Fig. 2)

4.2.2 Keyword Rank Penalty

To include keywords into the generated SEO title we first create a list of keywords of the article ranked according to their relevance for the text and their search volume. To do this, we first use an off-the-shelf named entity recognition service to identify the relevant keywords in the article and capture their relevance score and syntactical properties. We gather the relative search volumes for all keywords in the article. As an additional feature, we also calculate the variation in search volume for the last three days, counting from the publication date of the news article. We add other corpus related features, namely tf-idf values and position of the keyword in the text. All these features act as inputs to an XGBoost ranking algorithm [20]. We train the model on a training set of 17,000 articles with titles manually generated or reviewed by search engine optimization experts. To create the training set of ranked keywords, we define the rank by the position of the keyword in the title, the first keyword is assigned the best (lowest) rank. If a keyword from the text is not found in the title it is not assigned any rank.

The keywords together with their rank, influence the generation of the SEO title as follows: Similar to the length penalty, we create a rank penalty rp which favors the beams which are generating words with a good (=low) rank. Furthermore, the rank penalty is constructed to favor keywords at the beginning of the sentence, while the impact towards the end of the sentence is marginal. This way, we ensure that the rank penalty does not impact the grammatical correctness of the predicted

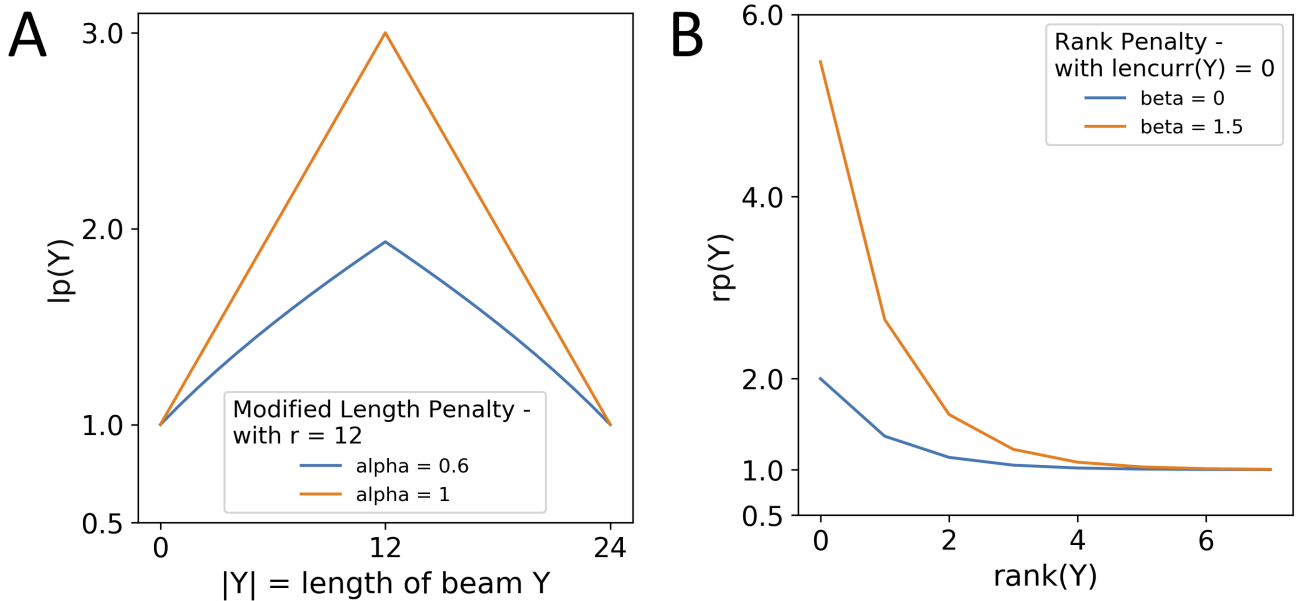


Fig. 2. **Visualization of length and rank penalties.** **A** Modified length penalty $lp(Y)$: Every candidate headline with a length different from r will be penalized. α defines the impact of the penalty, the higher α the higher the penalty influence. **B** Rank penalty $rp(Y)$: Candidate headlines containing keywords that ranked well (0, 1 or 2 for example) will have an improved score.

sentences by altering words in the middle of the prediction. We transfer the keywords into subtokens. For every step in the sequence generation, we calculate the rank penalty for the predicted subtokens as follows:

$$rp(Y) = 1 + \exp\left(-\text{rank}(Y) - \frac{\text{len}_{\text{curr}}(Y)}{3} + \beta\right), \quad (4)$$

where rank is the rank from the corresponding keyword, len_{curr} is the current length of the sequence Y . Dividing by 3 has been chosen and tested empirically in our use case but can be adapted. β is a hyperparameter that we introduce to accentuate or dampen the impact of the rank penalty (cp. Fig. 2).

As a consequence, if a beam contains a well ranking keyword at the beginning of the sentence, rp will be high. If it contains a low ranking keyword, or the keyword is at the end of the sentence, rp will be close to 1, almost not modifying the score of the beam Y . If a beam does not contain a word from the keyword list, we set rp to equal 1 by default.

5 Evaluation

To evaluate the quality of the generated titles, we employed both automated and human techniques. We used a data set of 1000 already published articles to generate SEO titles for automated evaluation and 100 of these for human evaluation. These SEO titles were compared to the experts' manually created titles.

5.1 Automated Evaluation

ROUGE scores [10] are an established method [15, 21] for evaluating summarization. They measure the overlapping n-grams in the generated summary and the reference summary. We calculated for the aforementioned set of articles, ROUGE-1, ROUGE-2, and ROUGE-L, the most common metrics. Although the models have been trained and tested on different datasets, the results in Table 5.1 are slightly better than the results achieved with the English BERTSUMABS model trained on a CNN-data set [14]. However, we find that ROUGE is not well suited for abstractive summarization as it measures the exact overlap of wording between generated title and reference. Valid summarizations using different words than the reference result in low ROUGE scores. Hence, we investigated a different approach based on word embeddings where words are mapped into a multi-dimensional vector space and high similarity between words semantics is reflected by high proximity within this vector space. To measure the similarity of whole sentences we introduced a metric which calculates the mean of maximum cosine similarity between words of the generated SEO title and its reference:

$$S = \frac{1}{N} \sum_{i=1}^N \max_{1 \leq j \leq M} (\text{sim}(x_i, y_j)), \quad (5)$$

Score	German BERTSUMABS	English BERTSUMABS [14]
ROUGE 1gram F-score	43.54	41.72
ROUGE 2gram F-score	24.84	19.39
ROUGE lgram F-score	40.02	38.76
SentenceSim	68.19	
Grammar correct?	92.42	
False information?	12.12	
Informative?	3.88	

Table 2. **Average results from the model evaluation.** The automated evaluation was done on 1000 articles. It includes calculation of ROUGE scores and is compared with result of then English BERTSUMABS. All scores are percentages. SentenceSim is the newly introduced metric, cp. text. The manual evaluation was done on 100 articles. The first two questions were answered with either "yes"=1 or "no"=0. Display in percentage. For the last question we agreed on a discrete scale from 1=worst to 5=best, see Sec.7 for further details.

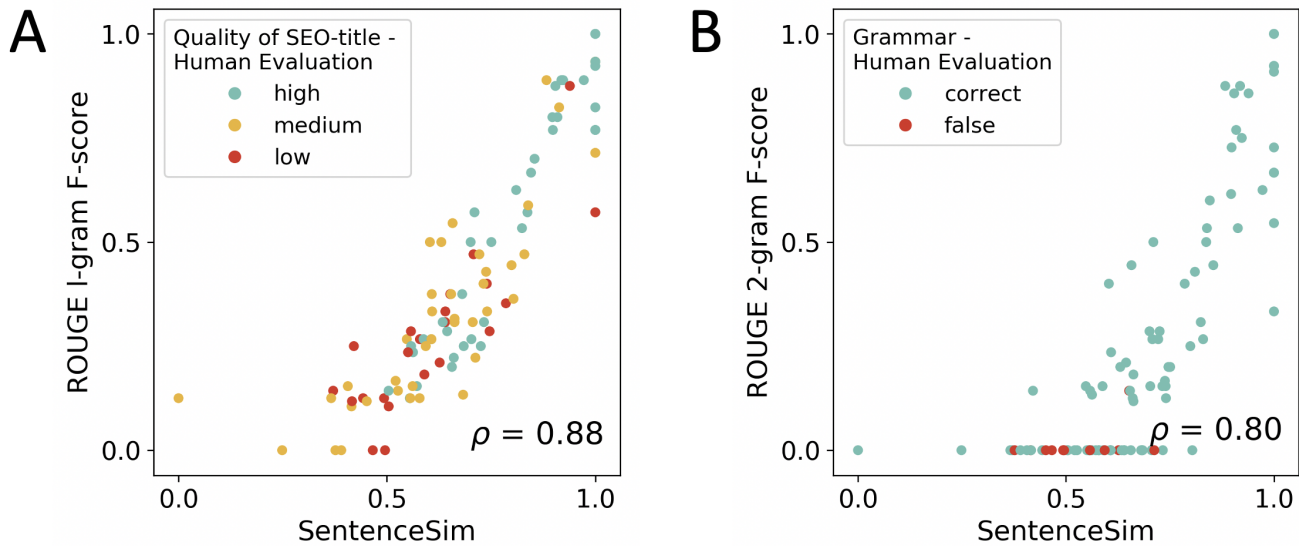


Fig. 3. **The newly introduced SentenceSim correlates well with established metrics such as ROUGE 1-gram F-score.** Displayed above are different metrics for the test set consisting of 100 news articles. We either automatically compare (ROUGE scores, SentenceSim) the generated SEO title with the already existing SEO title approved by SEO experts or use manual assessment of the articles. **A** For each generated title the ROUGE 1-gram F-score against SentenceSim - our newly introduced metric - are shown. Both metrics have a correlation of $\rho = 0.88$. The quality of the headline is color-coded with a quality score of 5 or 4.5 for "high quality", 4 or 3.5 for "medium quality" and 3 and below for "low quality". **B** For each generated title the ROUGE 2-gram F-score against SentenceSim are shown. Both metrics have a correlation of $\rho = 0.80$. The grammar of the headline is color-coded with a score of 1 "correct grammar" and 0.5 to 0 for "false grammar".

where x_i is the vector representation of the i -th word in the generated summary with N words, y_j is the vector representation of the j -th word in the reference with M words. sim is the cosine similarity. We will refer to this metric as SentenceSim. The average of SentenceSim over all test samples shows a higher score compared to the ROUGE scores as expected and in this it can account better for different wordings. Additionally, there is a high correlation between SentenceSim and ROUGE-L ($\rho = 0.88$) and also between SentenceSim and ROUGE-2 ($\rho = 0.80$), cp. Fig. 3 which indicates that SentenceSim contains similar information.

5.2 Manual Evaluation

While SentenceSim is able to give informative scores to valid SEO titles with different words than the reference, it has its limitations. It is not able to capture grammatical mistakes or misleading and false information. Therefore, we conducted a manual revision on a subset of 100 articles from the same data set based on 3 questions. Every generated headline was judged by 2 individuals and every individual had an overlap of her judgement with 2 others to handle bias in judgement. This human inspection revealed that the German BERTSUMABS generates articles with mostly correct grammar and which rarely contain false information, cp. Table 5.1. SEO titles with a high quality judged by humans have in most cases also a high SentenceSim score, cp. Fig. 3A. Similarly, false grammar is characterized by low SentenceSim scores, cp. Fig.3B.

6 Summary and Outlook

In this paper we introduce an approach to generate search engine optimized titles for German news articles. To achieve this, we modify BERTSUMABS [14], an English language model for abstractive summarization: We incorporate German Bert into the encoder and we alter the decoder so that it produces short titles by adjusting the length penalty introduced by [22]. We further present a rank penalty in order to favor titles containing keywords relevant for search engine optimization.

To make the title predictions accessible for the journalists, we developed a browser plugin that integrates with the article editor. The plugin displays both the title prediction and the list of ranked keywords in combination with the expected search volume, see 4. Every access to this browser plugin is logged. This will allow us not only to track the frequency of usage but also which articles have been influenced by the model outputs. After a user test phase, we will evaluate the collected data and compare the average search traffic generated by the test group with that of a control group.

Search traffic can vary strongly per article as it depends on the public interest - e.g. an article on local news can only gain little interest compared to articles about major topics such as the Corona-Virus. Since the underlying distribution is unknown, non-parametric statistics, especially permutation tests are suitable [23]. A one-sided Monte Carlo significance test [24] performed with enough permutations N under the null hypothesis that both article groups come from the same distribution (i.e. generate the same mean traffic) would suffice to decide whether this null hypothesis can be rejected given a threshold p-value. In this way, we hope to see if deploying the model to production has a positive impact on search traffic arriving at the WELT website.

7 Implementation Details

We pre-process the data by splitting sentences with the Natural Language Toolkit [25]. We implemented the model using Pytorch together with OpenNMT [22] and the 'bert-base-german-cased' [17] version of BERT made available by hugging face [26] to implement BERTSUMABS. BERT's WordPiece tokenizer is used on both the source and the target text. The code base that we build on is taken from [14], [27].

In our model, we apply dropout (probability of 0.1) before all linear layers and label smoothing with smoothing factor 0.1. The number of hidden units in the Transformer decoder is 768 and for all feed-forward layers, we have a hidden size of 2,048 [14]. We use Adam optimizer for both the encoder and decoder. The encoder uses a learning rate of 0.002 and warmup steps of 20000 whereas the decoder uses a learning rate of 0.2 and warmup steps of 10000. The model was trained for 100,000 steps with batch size 140 on 4 GPUs (NVIDIA V100 Tensor Core).¹ Gradient accumulation is applied every 5 steps. Every 2,000 steps we create model checkpoints, which are evaluated on a validation set of 10,000 articles. We select the best checkpoint based on evaluation accuracy and perplexity on the validation set.

In the decoder we use a beam search of size 10 and return the result of the best beam. Additionally, we use $\alpha = 0.6$ for the length penalty and $\beta = 1.5$ for the rank penalty. Reported bigrams, trigrams as well as repetitive words are blocked and we predict until an end-of-sequence token is emitted or the maximum length of 20 tokens is achieved. Because of the subword-tokenizer, we rarely observe out-of-vocabulary words in the output.

We use the Google entity recognition API [28] for extracting keywords from an article and pytrends [29] for gathering their comparing relative search volumes, fed as inputs to the XGBoost ranking algorithm.

We report average result on the test set of 1000 data points for automated evaluation. Additionally, we check out of those 100 data points manually. The automated evaluation included ROUGE and our newly introduced SentenceSim. The ROUGE-metrics were calculated using Py-rouge [30]. For the word embedding used in SentenceSim we used the German FastText embedding [31] together with the Gensim API [32]. For the manual assessment we used 3 different questions together with a scale. The questions included both binary and discrete ones. The binary questions, i.e. "Is grammar correct?" and "Does the title contain false information?", were answered with 1 = "yes" and 0 = "no". To examine the quality of the title we agreed on a discrete scale: 1 = "Not informative, no meaning", 2 = "Only selective parts of the content covered, gives a wrong impression of what the article is about", 3 = "gives you a very brief but correct impression of what the article is about", 4 = "all important information included, you know what you have to expect", 5 = "all important information and a

¹Amazon Sagemaker ml.p3.8xlarge: <https://aws.amazon.com/de/sagemaker/pricing/instance-types/>

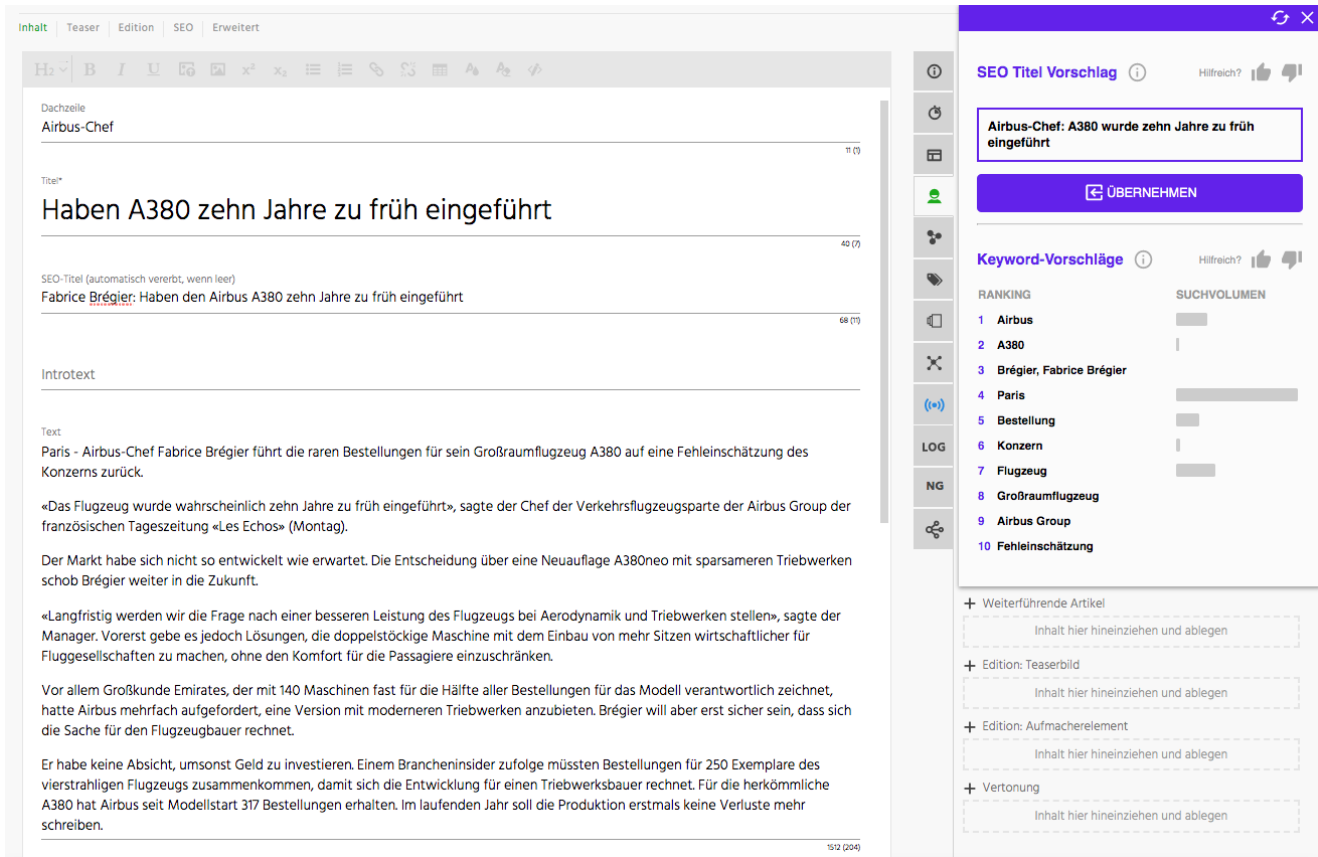


Fig. 4. The browser plugin displays the title prediction and ranked keywords based on the article's text in the article editor. The generated title reads "Airbus boss: A380 was introduced ten years too early". The original SEO title in the editor reads: "Fabrice Brgier: We have introduced the Airbus A380 ten years too early". The example is taken from the test set used for manual evaluation.

good headline (nice structure, makes reader curious)". Every title was judged by two individuals, each having an overlap with two others. The final score for each title was calculated by the mean of both judgements.

Acknowledgements

We thank the SEO team and the WELT editorial team for fruitful discussions and their patience with answering our endless questions.

References

- [1] Dean, B., 2019. We Analyzed 5 Million Google Search Results – Here's What We Learned About Organic Click Through Rate. <https://backlinko.com/google-ctr-stats>.
- [2] Giomelakis, D., Karypidou, C., and Veglis, A., 2019. "SEO inside newsrooms: Reports from the field". *Future Internet*, **11**(12), Dec., p. 261.
- [3] Conroy, J. M., and O'leary, D. P., 2001. "Text summarization via hidden markov models". In Proceedings of the 24th Annual International ACM SIGIR Conference on Research and Development in Information Retrieval, SIGIR '01, Association for Computing Machinery, p. 406–407.
- [4] Rush, A. M., Chopra, S., and Weston, J., 2015. "A neural attention model for abstractive sentence summarization". In Proceedings of the 2015 Conference on Empirical Methods in Natural Language Processing, Association for Computational Linguistics, pp. 379–389.
- [5] Nallapati, R., Zhou, B., dos santos, C. N., Gulcehre, C., and Xiang, B., 2016. Abstractive text summarization using sequence-to-sequence rnns and beyond. arXiv:1602.06023 [cs.CL].
- [6] Lopyrev, K., 2015. Generating news headlines with recurrent neural networks.
- [7] Narayan, S., Cohen, S. B., and Lapata, M., 2019. What is this Article about? Extreme Summarization with Topic-aware Convolutional Neural Networks. arXiv:1907.08722 [cs.CL].
- [8] Vasilyev, O., Grek, T., and Bohannon, J., 2019. Headline generation: Learning from decomposable document titles.

- [9] Papineni, K., Roukos, S., Ward, T., and Zhu, W.-J., 2002. “Bleu: a method for automatic evaluation of machine translation”. In Proceedings of the 40th Annual Meeting of the Association for Computational Linguistics, Association for Computational Linguistics, pp. 311–318.
- [10] Lin, C.-Y., 2004. “ROUGE: A package for automatic evaluation of summaries”. In Text Summarization Branches Out, Association for Computational Linguistics, pp. 74–81.
- [11] Peters, M. E., Neumann, M., Iyyer, M., Gardner, M., Clark, C., Lee, K., and Zettlemoyer, L., 2018. “Deep contextualized word representations”. In Proc. of NAACL.
- [12] Radford, A., 2018. “Improving language understanding by generative pre-training”.
- [13] Devlin, J., Chang, M., Lee, K., and Toutanova, K., 2019. “Bert: Pre-training of deep bidirectional transformers for language understanding”. arXiv:1810.04805 [cs.CL].
- [14] Liu, Y., and Lapata, M., 2019. Text summarization with pretrained encoders. arXiv:1908.08345 [cs.CL].
- [15] Zhang, J., Zhao, Y., Saleh, M., and Liu, P. J., 2019. Pegasus: Pre-training with extracted gap-sentences for abstractive summarization. arXiv:1912.08777 [cs.CL].
- [16] Yan, Y., Qi, W., Gong, Y., Liu, D., Duan, N., Chen, J., Zhang, R., and Zhou, M., 2020. Prophetnet: Predicting future n-gram for sequence-to-sequence pre-training. arXiv:2001.04063 [cs.CL].
- [17] deepset.ai, 2019. Open sourcing german bert. <https://deepset.ai/german-be>.
- [18] Vaswani, A., Shazeer, N., Parmar, N., Uszkoreit, J., Jones, L., Gomez, A. N., Kaiser, L., and Polosukhin, I., 2017. “Attention is all you need”. *CoRR*, **abs/1706.03762**.
- [19] Wu, Y., Schuster, M., Chen, Z., Le, Q. V., Norouzi, M., Macherey, W., Krikun, M., Cao, Y., Gao, Q., Macherey, K., Klingner, J., Shah, A., Johnson, M., Liu, X., Kaiser, L., Gouws, S., Kato, Y., Kudo, T., Kazawa, H., Stevens, K., Kurian, G., Patil, N., Wang, W., Young, C., Smith, J., Riesa, J., Rudnick, A., Vinyals, O., Corrado, G., Hughes, M., and Dean, J., 2016. “Google’s neural machine translation system: Bridging the gap between human and machine translation”. *CoRR*, **abs/1609.08144**.
- [20] Chen, T., and Guestrin, C., 2016. “Xgboost: A scalable tree boosting system”. In Proceedings of the 22nd ACM SIGKDD International Conference on Knowledge Discovery and Data Mining, KDD ’16, Association for Computing Machinery, p. 785–794.
- [21] Scialom, T., Lamprier, S., Piwowarski, B., and Staiano, J., 2019. “Answers Unite! Unsupervised Metrics for Reinforced Summarization Models”. In Proceedings of the 2019 Conference on Empirical Methods in Natural Language Processing and the 9th International Joint Conference on Natural Language Processing (EMNLP-IJCNLP), Association for Computational Linguistics, pp. 3246–3256.
- [22] Klein, G., Kim, Y., Deng, Y., Senellart, J., and Rush, A., 2017. “Opennmt: Open-source toolkit for neural machine translation”. In Proceedings of ACL 2017, System Demonstrations, pp. 67–72.
- [23] Odén, A., and Wedel, H., 1975. “Arguments for fisher’s permutation test.”. In The Annals of Statistics 3.2, pp. 518–520.
- [24] Hope, A. C., 1968. “A simplified monte carlo significance test procedure.”. In Journal of the Royal Statistical Society: Series B (Methodological), pp. 582–598.
- [25] Manning, C., Surdeanu, M., Bauer, J., Finkel, J., Bethard, S., and McClosky, D., 2014. “The stanford corenlp natural language processing toolkit”. In Proceedings of 52nd Annual Meeting of the Association for Computational Linguistics: System Demonstrations, pp. 55–60.
- [26] Chan, B., Möller, T., Pietsch, M., and Soni, T., 2019. Model: bert-base-german-cased. <https://huggingface.co/bert-base-german-cased>.
- [27] Manning, C., Surdeanu, M., Bauer, J., Finkel, J., Bethard, S., and McClosky, D., 2019. “Emnlp 2019 paper text summarization with pretrained encoders”. <https://github.com/nlpyang/PreSumm>.
- [28] cloud.google.com, 2016. Google entity recognition api. <https://cloud.google.com/natural-language/docs/analyzing-entities>.
- [29] pytrends, 2015. Pseudo api for google trends. <https://github.com/GeneralMills/pytrends>.
- [30] Antognini, D., 2018. “py-rouge 1.1”. <https://pypi.org/project/py-rouge/>.
- [31] Grave, E., Bojanowski, P., Gupta, P., Joulin, A., and Mikolov, T., 2018. “Learning word vectors for 157 languages”. In Proceedings of the International Conference on Language Resources and Evaluation (LREC 2018).
- [32] Řehůřek, R., and Sojka, P., 2010. “Software Framework for Topic Modelling with Large Corpora”. In Proceedings of the LREC 2010 Workshop on New Challenges for NLP Frameworks, ELRA, pp. 45–50.