

# Instability of cumulation in converging cylindrical shock wave

Sergey G. Chefranov

Physics Department, Technion-Israel Institute of Technology, Haifa 32000, Israel  
[csergei@technion.ac.il](mailto:csergei@technion.ac.il)

## Abstract

The conditions of linear instability for a converging cylindrical shock wave in an arbitrary inviscid medium are obtained. The initial continuous cylindrical symmetry of the shock wave front is exchanged on a discrete symmetry which is determined by the most unstable small azimuthal dimensionless wave numbers  $0 < k < k_{th} < 1$  of corrugation perturbations. Due to the long azimuthal wavelengths ( $\lambda = 2\pi R_{s0} / k$ ,  $R_{s0}$  - the radius of the shock wave) of perturbations the shape of the resulting shock wave front is not change significantly, but the corresponding restriction of the internal energy cumulation can be caused by intensification of the rotation of the medium behind the front. The correspondence of present theory to the experimental and simulation data on underwater electrical explosion is considered.

## Introduction

The stability of converging spherical and cylindrical shock waves is of fundamental and applied importance for high-pressures physics and astrophysics in connection with the problem of internal energy accumulation [1]-[15]. It is assumed that converging shock waves are unstable with respect to extremely small perturbations, but due to the slow power-law (not exponential) growth of perturbations over time, such instability cannot prevent unlimited accumulation of pressure and temperature during implosion [10], [11]. Indeed, the linear instability of a converging spherical shock wave in an ideal gas with an adiabatic exponent  $\gamma = 5/3$  and  $\gamma = 3$  is established in [7]. In this case, the increase in the amplitude of small perturbations is inversely proportional to the radius of the converging shock wave  $R^{-\lambda}(t)$ , where the small index  $0 < \lambda < 1$  increases only slightly with an increase in the adiabatic index  $\gamma$ . Conclusions about the instability of a converging spherical shock wave in an ideal gas and in a Van der Waals gas were also obtained in [8], [13] and [11] respectively. As in [7], the increase in time of the amplitude of the radial disturbance of the shock wave front in [13] (where  $\gamma = 5/3$  and  $\gamma = 7/5$ ) is also due to a decrease in time of the shock wave radius. In [3], a conclusion was obtained about a similar weak power-law increase in perturbations of the shape of the front of a converging strong cylindrical shock wave in an ideal gas for an arbitrary value of the adiabatic index. Moreover, in [9], based on the consideration of finite-amplitude perturbations for a converging cylindrical shock wave, the nonlinear stability of the shape of the shock wave front is established, despite the instability in the linear approximation obtained in [3].

Indeed, the preservation of the shape of the front of a converging cylindrical shock wave is observed [12] even under large compressions. This is usually considered as a manifestation of its stability mechanism due to an increase in the velocity of the shock wave front with a decrease in the local radius of curvature of this front [6], [8]-[10]. Although on the other hand there are also examples of the implementation of geometric instability for converging cylindrical shock [14] (see Fig.2 in [14]). In this regard, in [6], the problem of the stability of the front of converging spherical and cylindrical shock waves in an ideal gas with an arbitrary adiabatic index is reduced to determining the maximum permissible deviation of the shape of the shock wave front from the initial symmetric state, at which the specified mechanism for restoring the symmetry of the front is still effective. At the same time, in [6] it is pointed out that it is impossible to solve such a problem within the framework of the standard linear stability theory with respect to extremely small perturbations in amplitude. Indeed, as shown in [6], only for the super threshold amplitude of perturbations determine the stability limits of converging spherical and cylindrical shock waves for different Mach numbers.

On the other hand, in [5] an example of limiting the cumulation process is considered when a thin cylindrical shell of an ideal liquid moves in the radial direction to the axis and initially rotates weakly around this axis. Indeed, as the shell converges, it thickens, the rotation of the inner layers increases, and due to the centrifugal force, the shell does not reach the axis, and its expansion begins [5]. Even with a weak initial excitation of rotation around the axis of symmetry, this degree of freedom gradually captures all the energy of the initial basic radial motion. In the given example, a small tangential perturbation, although it eliminates unlimited cumulation, but the smaller this perturbation, the greater cumulation is possible for the energy density of purely rotational motion. In this regard, in [5], a statement is made about the impossibility of a real limitation of cumulation due to extremely small perturbations. This conclusion is similar to the conclusion obtained in [6], although in the mechanism of cumulation restriction considered in [5], the cylindrical shape of the shell may not change if its rotation is excited. At the same time, as with the weak power-law growth of perturbations in [7], [13], in [5], the intensification of the initially small rotation is due only to the process of decreasing the radius of the cylindrical shell itself and is determined only from the law of conservation of the angular momentum. Therefore, for relatively small time intervals, at which the radius of the shell can be considered practically unchanged, the value of the initial small rotational perturbation also remains practically constant.

Thus, it would seem that it should follow from the currently available representations given above that extremely small initial perturbations of the symmetry of both the converging shock wave front itself and the symmetry of the velocity field of the medium behind the shock wave front cannot lead to a limitation of the accumulation of the internal energy density in the implosion process.

In the present paper, however, it is shown that this representation needs to be refined, since the possibility of a rapid exponential growth of extremely small perturbations of the tangential component of the velocity field of the medium behind the shock wave front is established. So, with a sufficiently large index of exponential growth in time, such perturbations can already reach final values during the time during which the radius of the shock wave does not change noticeably [15]. As a result, due to the appearance of rotation with a finite speed, as in the example [5], the process of unlimited accumulation of the internal energy density becomes unstable due to the transfer of energy into the energy of the rotational motion of the medium behind the shock wave front. However, in contrast to [5], there is no need to consider the limit, when the radius of the shock wave tends to zero. For the development of instability, it is sufficient that the radius of curvature of the shock wave front is a finite value, in contrast to a plane shock wave. The instability conditions obtained in [15] for a converging cylindrical shock wave, however, relate only to the case when the mechanism of this instability is associated with viscosity of the medium. Therefore, it is of interest to determine the instability conditions of a converging cylindrical shock wave in an arbitrary medium for cases when the viscosity effect can be ignored. We also note that the problem of linear stability of converging shock waves for the case of an arbitrary medium has so far been considered only in [15], where the account of the arbitrariness of the medium is carried out by analogy to the Dyakov theory, developed only for plane shock waves [16], [18], [19].

In this paper, based on the theory [15], the mechanism of instability of the process of unlimited accumulation of internal energy behind the front of a converging shock wave is considered, which is caused by the development of small perturbations of the tangential component of the velocity field. The resulting spiral, swirling motion of the medium behind the front of the converging cylindrical shock wave can be axisymmetric or almost axisymmetric and do not lead to a noticeable distortion of the initial shape of the front. A similar process of formation of swirling motion of the medium is observed in many natural and technical systems (for example, in tornadoes and dust devils), which is due to the energy optimality of swirling flows [17].

Based on the dispersion equations obtained in [15] for extremely small perturbations, the instability condition of a converging cylindrical shock wave is established for the case of zero viscosity. It is shown that the instability of the front of a cylindrical shock wave is possible not only with respect to two-dimensional (corrugating), but also with respect to one-dimensional extremely small perturbations that do not distort the shape of the front at all. Note that in [16] it is indicated that there is a need for a characteristic parameter in the system that has the dimension of the inverse time for the possibility of realizing the instability of the shock wave front relative to one-dimensional perturbations. In the absence of such a parameter, as is known, the front of a plane shock wave in an ideal inviscid medium is stable with respect to one-dimensional perturbations [16], [18], [19].

When taking into account the viscosity, as shown in [20], [21], such a parameter appears and it is equal to the ratio of the square of the local speed of sound to the coefficient of kinematic viscosity  $c^2/\nu$ . Accordingly, in [21] the condition of instability of a strong plane shock wave with respect to one-dimensional perturbations is

established, although for a weak plane shock wave stability is maintained with respect to such perturbations [20]. In [15], the instability of a strong cylindrical shock wave to one-dimensional perturbations, as well as to two-dimensional corrugation perturbations, was similarly established. In this case, the instability is due to the well-known destabilizing effect of viscous dissipation, similar to the phenomenon of instability of Tolmin-Schlichting waves in the boundary layer [16], [22].

In this paper, the conditions for the instability of a strong cylindrical shock wave with respect to one-dimensional perturbations are obtained even at zero viscosity. This possibility is due to the presence of a characteristic parameter having the dimension of the inverse time and equal to  $c/R_{s,0}$ .

Here  $R_{s,0}$  - is the undisturbed value of the radius of the front of the cylindrical shock wave, which will be assumed to be a constant value for the considered sufficiently small time intervals. Instability conditions are also obtained with respect to two-dimensional corrugation perturbations with sufficiently small dimensionless azimuthal wave numbers  $k < 1$  that do not exceed a certain threshold value. In this case, the realization of instability leads to an exchange of the initial continuous symmetry of the shape of the front on a discrete symmetry, which gives invariance of the resulting shock front structure with respect to turns on angles that are multiples of the value  $2\pi/k$  radian. For example, at the considered threshold value  $k = 0.25$ , these angles are multiples of  $8\pi$  radians, which provides only to a very small difference in the shape of the shock wave front from the original cylindrical symmetric shape. This conclusion corresponds to the data of observations and the corresponding simulation given in [12], where a converging cylindrical shock wave obtained during an underwater electric explosion of a wire ensemble was studied. An interpretation of the conclusion of [12] on the observed limitation of the cumulation of the internal energy density due to perturbations with a large azimuthal wavelength is proposed. It is shown that this effect is associated with an exponentially rapid increase in such perturbations over a time insufficient for a noticeable change in the radius of the shock wave. Earlier, on the contrary, the effect obtained in [12] was considered as the result of a relatively long compression time, when the radius of the shock wave changes many times, which allows the perturbations to have time to grow, even with a weak power law of increasing perturbations.

In the first section, a mathematical statement of the problem of instability of a strong converging cylindrical shock wave in an arbitrary inviscid medium with respect to two-dimensional extremely small corrugation perturbations is formulated. In the second section, the case of one-dimensional perturbations is considered. In the third section, the relationship of the Dyakov control parameter with the Gruneisen parameter is presented, and a comparison is also made with the conclusions noted in [1] and [2] about the threshold occurrence of instability of a converging shock wave in terms of the Mach number. The interpretation of the limitation of the cumulation of the internal energy density noted in [12], associated with perturbations with a large azimuthal wavelength, is given.

## 1. Two-dimensional (corrugation) long wave instability

Let us consider a converging cylindrical shock wave (SW) of arbitrary intensity, propagating in the directions perpendicular to the  $z$  axis in the cylindrical variables  $(z, r, \varphi)$  according to the theory [15].

The radial velocity of the converging shock front is  $D < 0$  and  $U < 0$  is the radial velocity of the medium behind the shock wave front. For simplicity, let us consider the case when it is assumed that the SW front is uniform in the direction of the  $z$  axis and there are no perturbations of the velocity field component along this axis. This case allows us to simulate a converging cylindrical shock wave arising from an explosion of a system consisting of a finite number of long wires bounding a cylindrical region with an axis coinciding with the  $z$ -axis [12]. In this case, perturbations in the azimuthal direction can be caused by the finite distance between the wires, which determines

the wavelength of the corresponding perturbation. Since the wires are assumed to be uniform along the length, this corresponds to the assumption made above that there are no disturbances along the  $z$ -axis

Also let us consider the quasi stationary limit when  $D \approx const; U \approx const$  and it is possible to neglect the piston influence on the shock front propagation and its stability.

In this limit the equation for the perturbed cylindrical surface of the shock

$R_s = R_{s0}(\tau = \varepsilon t) + r_{sa}(\varphi, t); \varepsilon \ll 1, \tau \approx const$  depends only on time and the azimuthal coordinate  $\varphi$  in the form (see Fig.1):

$$r_{sa} = g(\varphi, t) \quad (1)$$

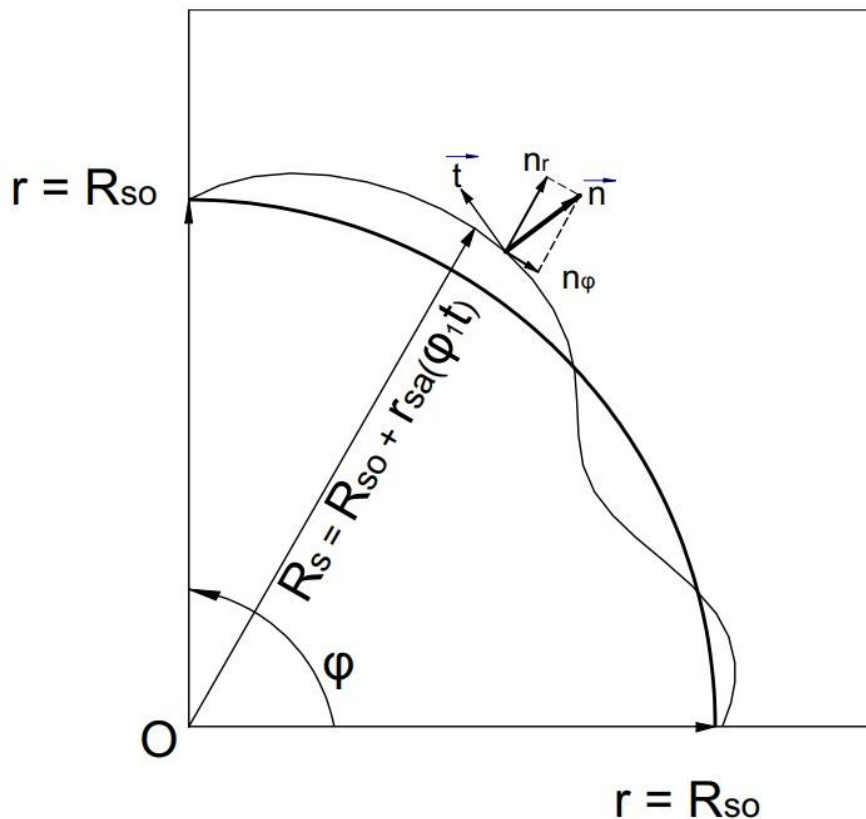


Fig.1

Caption to Fig.1: An image of a fragment of the front of a converging cylindrical shock wave is given. The value of azimuthal wave number here is equal to the value near  $k = 4$ . The unperturbed front is characterized by the

magnitude of the shock wave radius  $R_{s0}$ . The resulting shape of the front after the perturbation  $r_{sa}(\varphi, t)$ , is applied, as well as the normal vector  $\vec{n} = (n_r; n_\varphi)$  to the perturbed front surface and the tangent vector  $\vec{t} = (t_r; t_\varphi)$  are given. In the drawing, the dot  $O$  indicates the place to which the shock wave is converged.

In (1), the value  $r_{sa}$  characterizes a small additional radial deviation of the surface of the shock wave front from the unperturbed radius of the shock wave  $R_{s0}$  when  $r_{sa} \ll R_{s0} \approx const$ .

Equations for small perturbations of the velocity and pressure fields behind the front of the shock wave in the linear approximation have the form in the reference of frame where shock is at rest ( $w = U - D \approx const$ ), when they are represented in cylindrical coordinates [15]:

$$\begin{aligned}
 \frac{\partial V_{1r}}{\partial t} + w \frac{\partial V_{1r}}{\partial r} &= -\frac{1}{\rho} \frac{\partial p_1}{\partial r}; \\
 \frac{\partial V_{1\varphi}}{\partial t} + w \left( \frac{\partial V_{1\varphi}}{\partial r} + \frac{V_{1\varphi}}{r} \right) &= -\frac{1}{r\rho} \frac{\partial p_1}{\partial \varphi}; \\
 \frac{\partial p_1}{\partial t} + w \frac{\partial p_1}{\partial r} + c^2 \rho \left( \frac{1}{r} \frac{\partial r V_{1r}}{\partial r} + \frac{1}{r} \frac{\partial V_{1\varphi}}{\partial \varphi} \right) &= 0; \\
 \operatorname{div} \vec{V}_1 &= \frac{1}{r} \frac{\partial (r V_{1r})}{\partial r} + \frac{1}{r} \frac{\partial V_{1\varphi}}{\partial \varphi}
 \end{aligned} \tag{2}$$

In (2) the perturbation fields are denoted by the subscript 1;  $c^2 = (\partial p / \partial \rho)_s$  is the square of the speed of sound in the region behind the shock wave front where the Mach number  $M = |w| / c < 1$ .

System (2) must be considered together with the boundary conditions on the perturbation (of near stationary cylindrical shock surface with  $R_{s0} \approx const$ ;) surface which is defined by function (1). It is possible to neglect the influence of viscosity on the boundary conditions in the limit of small viscosity (or large Reynolds numbers). Then, for the tangential and normal unit vectors to this surface, we have (see also [15], [18], [19]):

$$\begin{aligned}
 \vec{t} = (t_r, t_\varphi) &= (-g_\varphi / R_{s0}; -1) / \sqrt{1 + g_\varphi^2 / R_{s0}^2}; \\
 \vec{n} = (n_r, n_\varphi) &= (1; -g_\varphi / R_{s0}) / \sqrt{1 + g_\varphi^2 / R_{s0}^2}; \\
 g_\varphi &= \frac{\partial g(\varphi, t)}{\partial \varphi}
 \end{aligned} \tag{3}$$

In the linear approximation, one can neglect nonlinear terms in (3). From the condition of continuity of the tangential component of the velocity field on the perturbed front of a shock wave, it follows the boundary condition in a linear approximation in terms of the perturbation amplitudes:

$$V_{1\varphi} = g_{\varphi}(w_0 - w)/R_{s0} \quad (4)$$

Similarly, the boundary condition for the normal component of the velocity field leads to the equation:

$$V_{1r} = \frac{(w - w_0)}{2} \left( \frac{p_1}{p - p_0} + \frac{\rho_1}{\rho^2(1/\rho_0 - 1/\rho)} \right) \quad (5)$$

Let us determine the relationship of perturbation of density and pressure in (5). In this connection, in [15], [16], [18],-[19], it is proposed to use of the relation between density and pressure perturbations on the Hugoniot shock

curve in the form of  $p_1 = \left( \frac{dp}{d(1/\rho)} \right)_H \left( -\frac{\rho_1}{\rho^2} \right)$  or:

$$\begin{aligned} \rho_1 &= -p_1 h \frac{\delta^2}{w_0^2}; \\ h &= j^2 \left( \frac{d(1/\rho)}{dp} \right)_H; j^2 = \frac{p - p_0}{1/\rho_0 - 1/\rho} \end{aligned} \quad (6)$$

To find the equation that determines function (1), we use the equality determining the perturbation of the velocity of the shock wave in the form  $D_1 = \partial g / \partial t$  and after dropping the quadratic terms in the perturbation of density and pressure gives the equation:

$$\frac{\partial g}{\partial t} = -\frac{w_0}{2} \left( \frac{p_1}{p - p_0} - \frac{\rho_1}{\rho^2(1/\rho_0 - 1/\rho)} \right) \quad (7)$$

As in (5), in (7), the relation between density and pressure perturbations is given by relation (6).

Let us look for a solution of equations (2) with boundary conditions (4), (5) and relations (6), (7) as

$$\begin{aligned}
g(\varphi, t) &= \bar{g} \exp(i(k\varphi - \omega t)); \\
(V_{1r}, V_{1\varphi}, p_1) &= (\bar{V}_r, \bar{V}_\varphi, \bar{p}) K_1(lr) \exp(i(k\varphi - \omega t))
\end{aligned} \tag{8}$$

In (8),  $K_1(lr)$  is the MacDonald function (modified Bessel's function of second kind) of first-order that gives zero boundary conditions for perturbations at infinity  $r \rightarrow \infty$  and  $l$  is always positive ( $l > 0$ ) and it is assumed, as usual, that for all physical quantities in (8), the real part of the representation used is considered.

After substitution of (10) in the resulting system of equations, from (5) - (6) we obtain the following dispersion equation:

$$\omega + Mcl_1 \left(1 - \frac{(1-h)l_2}{2M^2 l_1}\right) = \frac{(1+h)k^2 c^2 \delta}{2R_{s0}^2 \omega} \tag{9}$$

$$l_1 \equiv il \left( \frac{K_0(lR_{s0})}{K_1(lR_{s0})} + \frac{1}{lR_{s0}} \right); l_2 \equiv il \frac{K_0(lR_{s0})}{K_1(lR_{s0})}$$

In (9)  $K_1$  and  $K_0$  - modified Bessel functions of the first and zero order, respectively.

Dispersion equation (9) must be considered together with the dispersion equation which is defined after substitution of (8) in (2) and integration of all equations  $\int_0^\infty dr r^3$  (when relations

$$\int_0^\infty dr r^{\mu-1} K_\nu(lr) = \frac{2^{\mu-2}}{l^\mu} \Gamma\left(\frac{\mu+\nu}{2}\right) \Gamma\left(\frac{\mu-\nu}{2}\right) \text{ are taken into account, where } \Gamma \text{ is the gamma function):}$$

As a result, we obtain a dispersion equation that has the form (see the dispersion equation (16) in [15] in the limit of zero shear and volume viscosity):

$$\begin{aligned}
(\Omega + 2Mcl) (\Omega^2 - 24c^2 l^2) + 4k^2 c^2 l^2 \Omega &= 0; \\
\Omega &= i\omega \frac{3\pi}{2} - 6Mcl
\end{aligned} \tag{10}$$

Taking into account the representation  $\omega = i\omega_1$ , this equation reduces to a cubic equation having the form:

$$y^3 + py + q = 0;$$

$$y = \frac{8}{9} + \frac{\pi\omega_1}{4Mcl}; p = -\frac{1}{27}\left(1 + \frac{3(k^2 + 6)}{M^2}\right); q = -\frac{1}{81}\left(\frac{2}{9} + \frac{k^2 - 12}{M^2}\right) \quad (11)$$

The solutions of equation (11) according to the Cardano formula have the form:

$$y = y_1 = \alpha^+ + \alpha^-;$$

$$y = y_{\pm} = -\frac{\alpha^+ + \alpha^-}{2} \pm i\frac{\sqrt{3}}{2}(\alpha^+ - \alpha^-) \quad (12)$$

$$\alpha^{\pm} = \left(-\frac{q}{2} \pm \sqrt{Q}\right)^{1/3}; Q = \left(\frac{p}{3}\right)^3 + \left(\frac{q}{2}\right)^2$$

In (12) for any  $k$  and  $M$  the value  $Q(k; M) < 0$ , that corresponds to three different valid solutions. Therefore, according to (12), these solutions have the form:

$$y = y_1 = 2\sqrt{a} \cos\left(\frac{\Phi + n\pi}{3}\right); n = 0, \pm 1, \pm 2, \dots$$

$$\Phi = \arctg\left(\frac{\sqrt{a^3 - b^2}}{b}\right); a = \frac{1}{81}\left(1 + \frac{3(k^2 + 6)}{M^2}\right); b = \frac{1}{162}\left(\frac{2}{9} + \frac{k^2 - 12}{M^2}\right) \quad (13)$$

$$y = y_{\pm} = -\frac{y_1}{2} \pm \frac{y_2\sqrt{3}}{2};$$

$$y_2 = 2\sqrt{a} \sin\left(\frac{\Phi + n\pi}{3}\right) \quad (14)$$

Thus, taking into account (13) or (14), the exact real solution of the dispersion equation (11) has the form:

$$\omega_1 = \frac{4Mq_H(k; M)}{\pi} cl;$$

$$q_H = y(k; M) - \frac{8}{9} \quad (15)$$

The solution (15) must be considered together with the solution of the dispersion equation (9), which for the case  $k > 0$  in the limit  $lR_{s0} \gg 1$  has the form:

$$\omega_1 + \frac{Mc}{R_{s0}} + \frac{(1+h)k^2 c^2 \delta}{2R_{s0}^2 \omega_1} = \frac{(1-2M^2-h)}{2M} cl \quad (16)$$

From (15) and (16) we obtain a solution in the form:



$$\omega_1 = \frac{4M^3 q_H(k; M) c}{\pi R_{s0} (h_K - h)} \left( 1 + \sqrt{1 + \frac{\pi^2 (h_K - h)(1 + h) k^2 \delta}{4M^4 q_H(k; M)}} \right); \quad (17)$$

$$h_{ih} = 1 - 2M^2 (1 + 4q_H(k; M) / \pi)$$

The condition for the realization of the corrugation instability  $\omega_1 > 0; l > 0$  following from (16) and (17) has the form:

$$0 < q_H(k; M) = y(k; M) - \frac{8}{9} < \frac{\pi}{8M^2} (1 - 2M^2 - h); \quad (18)$$

$$h < 1 - 2M^2$$

In (18), it is necessary to use one of the three solutions (13), (14). For example, under conditions <sup>\*</sup>)

$M = 0.562; M^2 = 0.316; h = -0.005$  corresponding to the observation data of a converging cylindrical shock wave obtained during an electric explosion of an ensemble of wires in water [12], the inequality (18) has the form:

$$0.888 < y(k) < 1.352 \quad (19)$$

At the same time, in (13) and (14), it is necessary to use the representations:

$$\dots$$

$$b = 0.0195k^2 - 0.2330; a = 0.1172k^2 + 0.7156 \quad (20)$$

From Fig. 2-Fig.4, where the dependence of functions (13) and (14) at conditions (20) are represented, it follows that only for sufficiently small numbers  $0 \leq k \leq 0.25$  the condition (19) is valid and the instability of the shock wave front relative to two-dimensional perturbations for the parameter values under consideration is possible. For example, with the value  $k = 0.25$  we get (see Fig.3)  $y_1 \approx 1.351; q_H \approx 0.463; h_K \approx -0.00457; h_K - h \approx 0.00043$  and for the value  $R_{s0} = 50 \times 10^{-6}$  m, we obtain from (17) the following estimate  $\omega_1 \approx 54.5 \times 10^9 \text{ sec}^{-1}$ .

For the value  $k = 0.25$ , the dependence of the perturbation amplitude on the angular variable is proportional to the function  $\cos(0.25\varphi)$  that has a period  $8\pi$  and at the same time the deviation of the front shape caused by such a perturbation is very small, but violation of cylindrical symmetry occurs. At the same time, it is important that only for  $k \neq 0$  a small perturbation of the tangential component of the velocity field of the already linear stage of perturbation development increases exponentially rapidly in time with the specified increment. Therefore, in relatively short time intervals, this perturbation can reach a finite value and lead to a sufficiently intense rotation of the medium behind the shock wave front, which will prevent unlimited accumulation of the energy of a converging cylindrical shock wave [5].

As the value  $k$  decreases, the value of the exponential index  $\omega_1$  will decrease and at a zero value corresponding to one-dimensional perturbations, an estimate is obtained that is about 20 times less than the one obtained above (see the next paragraph).

\*) I express my gratitude to Dr. A. Virozub for providing simulation data corresponding to the data of observations of a converging shock wave during an underwater electric explosion of a wire ensemble obtained in the 4P-Lab. of Prof. Ya. E. Krasik, Physical Department, Technion, Israel.

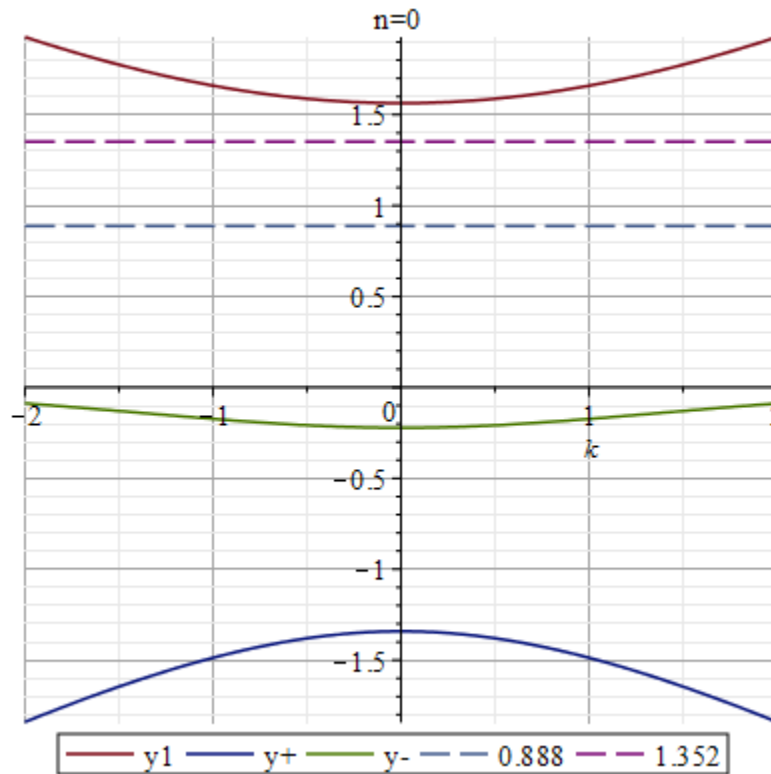


Fig.2.

Caption to Fig.2: Plots of functions  $y_1$ ,  $y_+$  and  $y_-$  for  $k \in [-2; 2]$ ;  $n=0$ ;  $M=0.562$  according to (13), (14), (20). For this case instability is impossible.

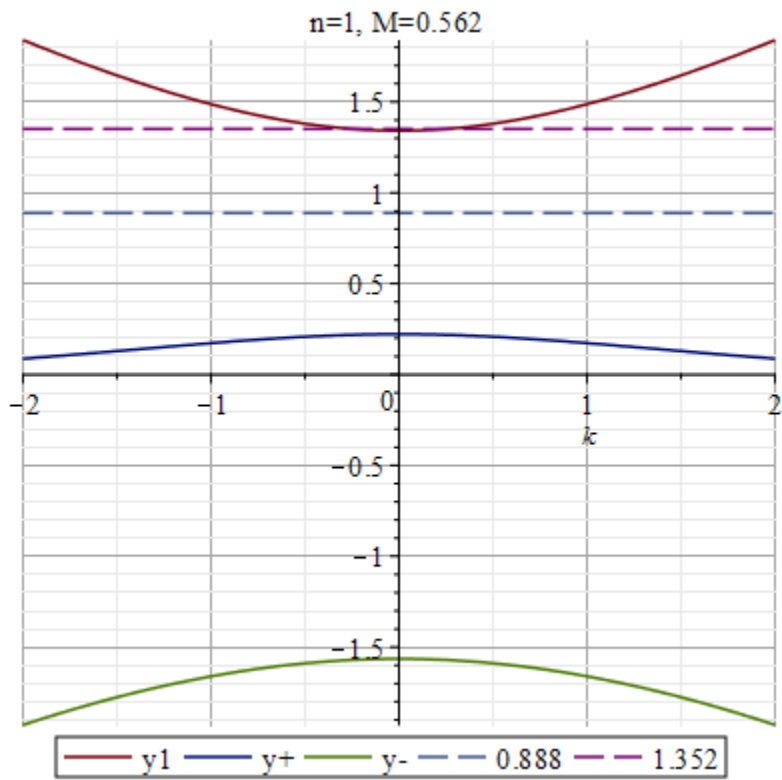
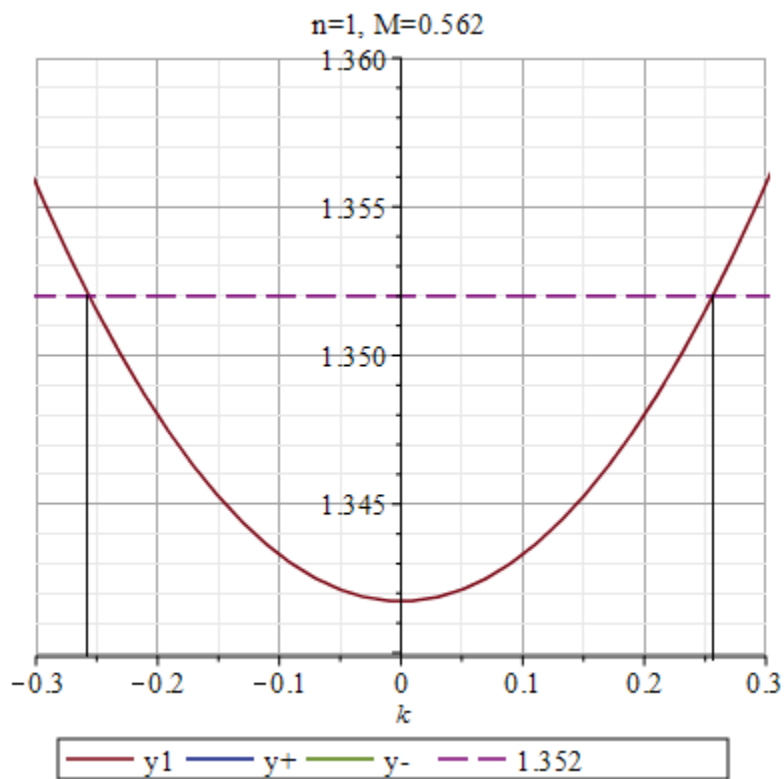


Fig. 3

Caption to Fig.3: Plots of functions  $y_1(k)$ ,  $y_+(k)$ , and  $y_-(k)$  for  $k \in [-2;2]$ ,  $n=1$ ,  $M=0.562$  according to (13), (14), (20). For this case instability is possible in finite range  $0 \leq |k| \leq k_{th} \approx 0.255$  (see below in Fig.4).



Caption to Fig.4: Here shows an enlarged fragment of the curve  $y_1$  shown in Fig. 3.

## 2. One-dimensional instability

Let us consider separately the case of one-dimensional axially symmetric perturbations that do not violate the shape of the front of a converging cylindrical shock wave at all. It follows from the conditions of the experiment [12] that initially the perturbations have a two-dimensional character and depend on both the radial and angular variables (see Fig. 1). This is due to the finiteness of the number of exploding wires and the azimuthal inhomogeneity of the initial motion of the medium behind the shock wave front, which does not have an ideal cylindrical symmetry. However, after some time, such a cylindrical symmetry of the front of the converging shock wave is still established, as follows from the observational data. Therefore, when considering the question of the stability of the front of such a cylindrical shock wave, it is also of interest to take into account purely one-dimensional longitudinal perturbations that have azimuthal symmetry at a value  $k = 0$  in (8)-(10) and do not violate the cylindrical symmetry. In this case, the tangential component of velocity field can also be nonzero, depending only on the radial coordinate according to (2) and (8). However, in this case, the tangential component of velocity is not related to the pressure perturbation and the perturbation of the radial velocity component in the linear approximation. Therefore, in contrast to the case of two-dimensional perturbations considered in the previous paragraph, for one-dimensional perturbations at the linear stage there is no increase in perturbations of the tangential component of the velocity field. Only at the nonlinear stage of perturbation development, this component of the velocity field becomes significant and determines the limitation of the internal energy accumulation value specified in the Introduction. In this connection, we consider the dispersion equations (9), (10), when one-dimensional (independent of the angular variable) extremely small perturbations do not violate the cylindrical symmetry of the shock wave front in the linear approximation. Indeed, it follows from the observational data that, as we approach the axis of symmetry, an azimuthally symmetric erosion of the observed shock wave front occurs in the radial direction with the preserved cylindrical symmetry of the front. This observed behavior of the front is most naturally described either with the help of one-dimensional perturbations with a zero azimuthal

wavenumber  $k = 0$ , or with the help of two-dimensional perturbations with sufficiently small wavenumbers  $k \leq 0.25$ , as was done in the previous paragraph.

For zero azimuthal wave number  $k = 0$  from the condition  $\Omega^2 - 24c^2l^2 = 0$  in (10) and from (9) in the limit  $lR_{s0} \gg 1$ , the index of exponential instability has representation:

$$\begin{aligned}\omega_1 &= \frac{8cM^2}{R_{s0}\pi} \frac{(\sqrt{2/3} - M)}{(h_{th} - h)}; \\ h_{th} &= 1 + 2M^2(4/\pi - 1) - \frac{8M}{\pi} \sqrt{2/3} \\ l &= \frac{2M^2}{R_{s0}(h_{th} - h)}\end{aligned}\tag{21}$$

In (21) value  $l^{-1}$  determines the characteristic distance at which there is an exponential decrease of the amplitude of perturbations in the radial direction according to (8).

The initial amplitude of the perturbation is small compared to the radius of the shock wave  $R_{s0}$ , which is assumed to be constant in the considered sufficiently small time intervals [15].

To obtain a solution in the form (21), it is necessary to take into account that for  $k = 0$  the equality  $\Omega^2 - 24c^2l^2 = 0$  is obtained from (10). This implies a representation  $\omega_1 = 4cl(\sqrt{2/3} - M)/\pi$ , and from (9) in the limit  $lR_{s0} \gg 1$  it is possible to obtain a solution in the form  $\omega_1 = -Mc/R_{s0} + cl(1 - 2M^2 - h)/2M$ . From these two relations for  $\omega_1$  the solution in the form (21) is obtained.

In the limit  $R_{s0} \rightarrow \infty$  in (21) is the lack of front instability of a plane shock wave, as it should be for cases where the effects of viscous dissipation can be neglected [16], [18], [19].

Thus, from the inequalities  $l > 0; \omega_1 > 0$  in (21) the instability conditions are obtained in the form:

$$\begin{aligned}M &< M_{th} = \sqrt{2/3} \approx 0.816; \\ h &< h_{th}\end{aligned}\tag{22}$$

For example, for the values of the parameters following from the simulation data (see <sup>\*</sup> after (18) and [12])

$M = 0.562; h = -0.005; D = 5100m/sec; c = 5600m/sec; \delta = 1.62; R_{s0} = 50 \times 10^{-6}m$ , we obtain in (22) estimates

$h_{th} \approx 0.004$  and  $q_M \approx 68.79$ , which correspond to the fulfillment of all the instability conditions in (22). At the same time, from (21) for the index of the exponential growth of perturbations, we obtain an estimate  $\omega_1 \approx 2.49 \times 10^9 \text{ sec}^{-1}$ .

The estimation of the compression time of the shock wave radius from radius  $R_{s_0} = 50 \times 10^{-6} \text{ m}$  to radius  $R_{s_0} = 30 \times 10^{-6} \text{ m}$  leads to the value  $\Delta t \approx 3.92 \times 10^{-9} \text{ sec}$ . As a result, during this time, the amplitude of any longitudinal (along the direction of compression) extremely small disturbance will grow by a factor of  $e^{9.76} \approx 17327$ . Note, however, that in the theory used here [15], only sufficiently small time intervals are considered, during which the radius of the shock wave can be considered as an approximately constant value. For example, such a time interval is equal  $\Delta t \approx 0.98 \times 10^{-9} \text{ sec}$  when the shock wave radius changes from 50 to 45 microns. During this time, the amplitude of the initial perturbation will grow by  $e^{2.44} \approx 12$  times. For the case of a change in the radius from 50 to 40 microns, the amplitude of the disturbances will increase by  $e^{4.882} \approx 132$  times over time  $\Delta t \approx 1.96 \times 10^{-9} \text{ sec}$ .

Note that when taking into account the effects of viscous dissipation, the conditions for instability of the converging cylindrical wave front can be obtained according to the estimates given in [15] and the known observational data on the effect of compression on the value of the shear and volume (second) viscosity coefficients [22]-[24].

### **3. Discussion and comparison with known data.**

#### **Dyakov's parameter.**

It follows from the instability conditions obtained above that the realization of instability significantly depends on the value of the Dyakov parameter (6), which characterizes the compressibility of the medium on the shock adiabat. In this case, according to (17) and (21), the value of the exponential instability index is large precisely at relatively small modulo values of this parameter. Let us consider the representations for the Dyakov parameter and determine the physical meaning of the conditions under which such values are possible. To do this, we present the parameter (6) in the form [21], [25]:

$$\begin{aligned}
h &= -\frac{(\delta_{th} - \delta)(B-1)}{(B+1)\delta - B}; \\
\delta_{th} &= \frac{B}{B-1}; \\
D &= A + BU
\end{aligned} \tag{23}$$

In particular,  $A = 2393m/sec$ ;  $B = 1.333$  in (23) for  $1500m/sec < U < 7100m/sec$  [25]. At the same time, in (23) we obtain the values  $\delta_{th} \approx 4$  and  $h \approx -0.3$  at the compression value  $\delta \approx 1.62$ .

Note, however, that when considering the relation (23) between the velocity of the shock wave  $D$  and the velocity of the medium behind the shock wave front  $U$  in a narrower range of medium velocities, the value of the parameter  $B$  and, accordingly,  $\delta_{th}$  can take other values. For example, in the range  $1588m/sec \leq U \leq 2108m/sec$  according to the data [26] (see Table III in [25]) with an accuracy of at least 6%, in (23), the values  $A \approx 50.371m/sec$  and  $B \approx 2.587$ , for which the Dyakov parameter already takes a value  $h \approx -0.005$  at the compression value  $\delta = 1.62$  can be used.

A similar estimate of the Dyakov parameter is obtained, as noted above, from the simulation data corresponding to the data of observations on the Hugoniot shock adiabat, taking into account its definition in (6). Indeed, from the Rankine-Hugoniot relation expressing the law of conservation of energy at the shock, it is possible to obtain from (6) the following general representation for the Dyakov parameter in the form:

$$\begin{aligned}
h &= -\frac{(p - p_0)}{(\delta - 1)} \frac{(\delta_{th} - \delta)}{(p + p_0 - 2\rho^2(\partial u / \partial \rho)_{p=const})}; \\
\delta_{th} &= 1 + 2\rho(\partial u / \partial p)_{\rho=const} = 1 + 2/\Gamma; \\
\Gamma &= c_T^2 \beta / c_V; c_V = (\partial u / \partial T)_{\rho=const} \\
\beta &= -\frac{1}{\rho} \left( \frac{\partial \rho}{\partial T} \right)_{p=const}; c_T^2 = \left( \frac{\partial p}{\partial \rho} \right)_{T=const}
\end{aligned} \tag{24}$$

When obtaining an estimate of the Dyakov parameter from the simulation data (see <sup>\*</sup> after (18) and [12]), it is actually the relation (24) that is used, taking into account the SESAM Database –Los Alamos Nat. Lab. equation of state, as well as the identical representation of the derivatives included in (24) in the form

$(\partial u / \partial \rho)_{p=const} \equiv (\partial u / \partial R)_{p=const} (\partial \rho / \partial R)_{p=const}^{-1}$ ;  $(\partial u / \partial p)_{\rho=const} \equiv (\partial u / \partial R)_{\rho=const} (\partial p / \partial R)_{\rho=const}^{-1}$ , where  $R$  - is the radius of a converging cylindrical shock wave in water.

The relation (24) also allows us to further clarify the physical meaning of the Dyakov parameter. In (24)  $\Gamma$  - is the well-known Gruneisen parameter [25], [28], and  $u, c_V$  -are the internal energy per unit mass and the specific heat capacity at a constant volume, respectively. To obtain the representation  $\delta_{th}$  in (24), thermodynamic identities were used  $(\partial u / \partial p)_{\rho=const} = (\partial u / \partial T)_{\rho=const} (\partial p / \partial T)_{\rho=const}^{-1}$ ;  $p\alpha / \rho\beta = c_T^2$  where  $\alpha = (\partial p / \partial T)_{\rho=const} p^{-1}$ .

To the threshold compression value  $\delta_{th} \approx 4$  obtained in (23) for the value  $B = 1.333$ , in the representation (24) corresponds to the value of the Gruneisen parameter  $\Gamma \approx 2/3$ , which is characteristic of a degenerate electron gas (see (3.90) in [26]). On the other hand, the values  $B = 2.587$  and  $\delta_{th} = 1.63$  are corresponded to the estimate of the Gruneisen parameter  $\Gamma \approx 3$ , which is almost twice as high as the maximum value of this parameter given in [28], achieved with the compression value  $\delta \approx 1.67$ . This difference in the estimation of the value of the Gruneisen parameter from the result based on the use of the SESAM equation of state of water indicates the need to refine the approximate analytical form of the equation of state of water used in [28].

As an example of the analytical form of the equation of state, we use in (24) the representation for internal energy following from the virial theorem [29] (see (3) on the page 119 in [29]):

$$u = \frac{3}{|d|} \frac{p}{\rho} + \frac{3kT}{m_{H_2O}} \left( \frac{1}{2} - \frac{1}{|d|} \right) \quad (25)$$

In (25)  $|d|$  - is the modulus of the exponent of the potential of forces characterizing the intermolecular interaction, and  $m_{H_2O} \approx 3 \times 10^{-26}$  kg is the mass of the water molecule,  $k \approx 1.38 \times 10^{-23}$  J/K is the Boltzmann constant. For the case (25) the representation for threshold compression in (24) has the form:

$$\delta_{th} = 1 + \frac{6}{|d|} + \frac{6k}{m_{H_2O} c_T^2 \beta} \left( \frac{1}{2} - \frac{1}{|d|} \right) \quad (26)$$

For example, for the dipole type of interaction  $|d| = 2$  and from (26) we obtain  $\delta_{th} = 4$  and  $\Gamma = 2/3$ , as for the case of a degenerate electron gas considered above. At the same time, we get an estimate  $d \approx 12$  for values  $\delta_{th} \approx 1.63$ ,  $\Gamma = 3$ ,  $h = -0.005$  and  $\delta = 1.62$  at a value of  $\beta \approx 3 \times 10^{-4}$  1/K<sup>0</sup>, corresponding to a temperature of 1000 K and a pressure



of 100 Kbar [26], as well as at a value of  $c_T \approx 5600$  m/sec, following from the compression  $\delta = 1.62$  in the simulation data.

Thus, the estimate of the exponential instability index in (17) and (21) obtained in the previous paragraphs corresponds to sufficiently small values of the Dyakov parameter, realized for relatively small deviations of compression from the threshold value  $\delta_{th}$ , defined in (24) or in (26).

### **Mach's threshold number**

In the experiment, it is possible to establish only the Mach number  $M_0 = D/c_0$ , determined by the magnitude of the velocity of the shock wave front relative to the undisturbed medium in front of the shock wave front. In this regard, to compare the conclusions of the theory about the conditions of exponentially rapid growth of perturbations of the tangential component of the velocity field leading to the rotation of the medium behind the shock wave front, it is necessary to establish a relationship between the magnitude  $M_0 = D/c_0$  and the Mach number  $M = (D-U)/c$  in conditions (18) and (22).

Note that for a fixed value of the tangential wave number  $k$ , a condition for the value of the Mach number  $M$  in the compression region is obtained from the left inequality (18), at which the instability of a converging cylindrical shock wave can be realized. For example, for the case  $k = 0.25$  considered above, we obtain the following necessary instability condition  $M < M_{th} \approx 0.8228$ . For the case of an ideal polytropic medium with an adiabatic index  $\gamma$ , from this condition and the known relationship of the value  $M$  with the Mach number  $M_0$  in an undisturbed medium  $M^2 = ((\gamma - 1)M_0^2 + 2)(2\gamma M_0^2 - \gamma + 1)^{-1}$  (see formula (89.9) in [16]), we obtain the following necessary condition for the instability of a converging cylindrical shock wave:

$$M_0 > M_{0th} = \left( \frac{2 + M_{th}^2(k)(\gamma - 1)}{2\gamma M_{th}^2(k) + 1 - \gamma} \right)^{1/2} \quad (27)$$

For the above estimate from (27) for the value  $M_{th}(k = 0.25) \approx 0.8228$ ;  $M_{th}^2 \approx 0.677$ , we obtain that  $M_{0th} \approx 1.32$  for  $\gamma = 7$ . At the same time, in order to realize instability, it is necessary to additionally require the fulfillment of the right side of the inequality (18).

For the case when a converging cylindrical shock wave propagates in water, we will use the ratio between the velocity of the shock wave and the velocity of the medium behind the shock wave front in the form (23) to make an estimate similar to (27). In addition, to determine the speed of sound in the compression region, we will use the

ratio  $c^2 = c_0^2 \delta^{n-1}$  that corresponds to the well-known isentropic equation of the state of water  $p - p_0 = \frac{\rho_0 c_0^2}{n} (\delta^n - 1)$

[27], [30]. In this case, we obtain the following representation:

$$M^2 = \left( M_0 \left( 1 - \frac{1}{B} \right) + \frac{A}{c_0 B} \right)^{n+1} M_0^{-(n-1)} \quad (28)$$

For example, from the necessary instability condition  $M^2 < 2/3$  corresponding to (22), from (28) under the conditions  $n = 7$ ,  $A = 2393 \text{ m/sec}$ ;  $B = 1.333$ , we obtain the instability condition in the form  $M_0 > M_{0th} \approx 2.3$ . This estimate is not only qualitatively, but also quantitatively in agreement with the observed threshold value  $M_{0th} \approx 2.4$  noted in [2] (for the Mach reflection experiments of L. G. Smith for shock in gas) and the theoretical estimate  $M_{0th} \approx 2.531$  in [1]. In [1] for the plane shock in air travelling along a wall with convex corner the point of inflection is arising on its front when the Mach number has super threshold value  $M_0 \geq 2.531$  (see after (55) in [1]).

Note that in addition to the lower threshold Mach number from (28), there follows the existence also of an upper threshold Mach number  $M_{0th}^{up}$ , when instability is possible only under the condition  $M_{0th} < M_0 < M_{0th}^{up}$ . For the case considered above, this restriction is mainly of a formal nature, since at the specified parameter values  $A; B$ , this threshold value is equal to a very large value  $M_{0th}^{up} \approx 209$  which may have physical meaning only for astrophysical scales.

Thus, for the parameters values  $A$  и  $B$  used above, it makes ordinary physical sense only to limit the value of the Mach number only from below  $M_0 > M_{0th} \approx 2.3$ . However, qualitatively, such existence of restrictions on the Mach number from above and from below is in accordance with the data of experimental observations of the instability of plane shock waves in gases, given in [31] and in theory for plane shock waves in water [21] (see (6.5) in [21]). Moreover, if you use another the values  $A = 50.37 \text{ m/sec}$  and  $B = 2.587$ , corresponding to a narrower interval of the medium velocity values, then an acceptable estimate is obtained from (28) and (22) precisely for the

upper bound when instability is arising at  $M_0 < M_{0th}^{up} \approx 5.8$ . However, for the lower limit on the Mach number, on the contrary, an estimate also has no physical meaning in this case of  $A; B$ . At the same time, the conclusion obtained here about the existence of an upper threshold Mach number for the possibility of realizing linear instability is in qualitative accordance with the dependence of the stability region on the Mach number obtained in [6]. Indeed, in [6], a conclusion was obtained about the boundary to stability region expansion of spherical converging waves with an increase in the Mach numbers. For example, according to [6] (see Fig. 12 in [6]), for the Mach number  $M_0 = 4.0$ , the maximum permissible for stability relative amplitude of disturbances along the radius of the front of a converging spherical shock wave in an ideal polytropic gas is equal to  $\Delta r / R_{s0} \approx 0.25$ . So, at this Mach number the instability of the front already occurs for the perturbation larger amplitude  $\Delta r / R_{s0} = 0.3$ . However, for the larger Mach number  $M_0 = 8.0$  with the same perturbation amplitude and for the same perturbation form, the stability of the front is preserved [6]. Similarly, it follows from the estimate of the value  $M_{0th}^{up} \approx 5.8$  obtained in our work that instability occurs at the Mach numbers  $M_0 < 5.8$ , but at the values  $M_0 > 5.8$  shock is stable in the linear approximation. Note that in the experiment and simulation [32] for a converging cylindrical shock wave in water at a Mach number  $M_0 \approx 6$ , satisfying the specified sufficient stability condition in the linear approximation  $M_0 > M_{0th}^{up} \approx 5.8$ , high pressure values  $p \propto 30 \times 10^9 Pa$  were obtained as a result of implosion. Indeed, the violation of the necessary instability condition in the form of the left side of inequality (18) corresponds precisely to the stability sufficient condition in the linear approximation

In addition, we note only the qualitative correspondence of the conclusion obtained in this paper about the stability in the linear approximation for sufficiently large super threshold values ( $k > 0.255$ , see Fig.4) of the tangential wave number with the similar conclusion obtained by numerical analysis of the linear stability of the front of a converging spherical shock wave in [13]. Because in [13] the threshold spherical harmonic numbers is much larger than unity  $l_c = 42.066$  for  $\gamma = 5/3$  and  $l = 80.295$  for  $\gamma = 7/5$  above which eigenmode perturbations diminish in the converging process (see also Fig.6 in [13]).

### **Cumulation restriction for a converging cylindrical shock wave in water**

Let us consider the application of the results obtained in this paper to interpret the conclusion [12] about the possibility of a noticeable restriction of pressure accumulation for a converging cylindrical shock wave in the case of a sufficiently large azimuthal wave length  $\lambda$  of initial disturbances during an underwater electric explosion of wire ensembles. Indeed, according to [12] (see Fig. 7a in [12]), a noticeable limitation of cumulation is realized only in the case of the largest-scale perturbations of the dipole type, for which the azimuthal dimensionless wave number is equal to  $k = \frac{2\pi R_{s0}}{\lambda} = 2$ . The perturbation wavelength is equal to  $\lambda = 2\pi R_{s0} / k \approx 0.314 \times 10^{-3} m$  when  $k = 2$  and  $R_{s0} = 0.1 \times 10^{-3} m$  (see Fig.6b in [12]). Note that the radius of the wire ensemble before the explosion is equal to  $R = 2.37 \times 10^{-3} m$  [12].

The specified dipole character of the artificial disturbance of the shock wave front is obtained by choosing the appropriate power distribution allocated in each of the four segments of the wire ensemble consisting of only forty thin copper wires, when energy is released in each segment that is different from the energy released in the neighboring segment. At the same time, approximately the same energy is released in oppositely located segments during an underwater explosion of wires. As a result, macro non-uniformities can be developed relatively far from the converging axis because of different (up to 40%) rates of heating of the wires, resulting in their non-simultaneous explosion [12] (see Fig.6b in [12]).

In the case of a fixed wave number, the necessary instability condition that determines the threshold Mach number follows from the left side of inequality (18), as noted in the previous paragraph. In particular, for the case of one-dimensional perturbations with a wave number  $k = 0$  for the shock wave radius  $R_{s0} = 50 \times 10^{-6} m$ , the shock wave velocity according to the data [12] is equal to  $D = 5100 m/sec$ , which corresponds to the Mach number  $M_0 \approx 3.4 > M_{0th} = 2.3$  and the fulfillment of the necessary condition for exponentially rapidly developing instability.

Note that for two-dimensional corrugation perturbations, the specified Mach number in [12] also satisfies the necessary condition of exponential instability for the case when the wave number is equal to  $k = 0.25$ , which is close to the maximum allowable value for a fixed Mach number (see Fig.4). This value of the azimuthal wavenumber for the considered shock wave radius  $R_{s0} = 50 \times 10^{-6} m$  corresponds to the wavelength

$\lambda \approx 1.26 \times 10^{-3} m$ , which is commensurate with the above-mentioned wavelength  $\lambda \approx 2.37 \times 10^{-3} m$  of the dipole-type perturbation in [12] (see Fig.6b in [12]). This correspondence between the wavelengths may indicate the existence of a mechanism by which, during the compression process, the wavelength of the perturbation remains a little-changing, almost invariant value. This issue is of independent interest and requires separate consideration. The specified conditions for the value of the Mach number at a fixed value of the azimuthal wave number or for the threshold wave number at a fixed value of the Mach number (see Fig.4) correspond only to the left side of the inequality (18). They determine only the necessary condition for the exponentially rapid development of linear instability. To fulfill the necessary and sufficient instability conditions in (18) or (22), it is also necessary to fulfill the restriction on the Dyakov parameter  $h < h_{th}$ . As shown in the previous paragraphs, this condition is also met for the conditions of the experiment and simulation in [12].

As a result, we can give the following interpretation of the noted conclusion of [12] on the limitation of cumulation. According to our results the instability limiting the cumulation is associated precisely with the fulfillment of conditions under which an exponentially rapid growth of perturbations occurs even under the assumption about of an almost unchanged shock wave radius. This interpretation differs significantly from the interpretation given in [12], according to which even with a weak power - law growth of perturbations, it takes quite a long time for their development when considering perturbations with the largest possible wavelength-perturbations of the dipole type. At the same time, it is essential that the initial perturbations with large wavelengths (perturbations of the dipole type in [12]) retain information about themselves under strong compressions, where even the extremely small amplitude of such perturbations can grow exponentially quickly to finite values in a very short time and lead to a limitation of cumulation. It is possible that even a weak power-law growth of these large-scale perturbations allows them to survive until at the sufficient strong compression, the conditions (18) or (22) for their exponentially rapid growth begin to be met, which leading to an intensification of the rotation of the medium behind the front and a corresponding limitation of cumulation.

## Conclusions

The conditions for exponentially fast growth of extremely small perturbations are obtained for converging cylindrical shock waves in arbitrary media and under the broadest assumptions about the nature of the undisturbed

motion of the medium in the compression region behind the shock wave front. This is the main difference between the proposed linear theory and the usual consideration of only an ideal polytropic gas and a self-similar solution of the second kind for describing the undisturbed motion of the medium behind the front. To date, such a generality of the shock wave stability theory has been realized only in the Dyakov theory for the case of plane shock waves and in the work [15], the results of which are used above.

That linear instability of a converging cylindrical shock wave weakly violates the cylindrical symmetry of the shape of the shock wave front. As a result of the corresponding rapid exponential growth of small perturbations of the tangential component of the velocity of the medium behind the front, it is possible to form a rotation of the medium, which leads to a restriction of the accumulation of internal energy during implosion. The comparing of the developed theory with the observational data of converging cylindrical shock waves in water is also provided and gives interpretation of that data. In this regard, it is of interest to develop in future a theory that gives an analytical description of the equation of state of water, as well as to compare in more detail with the data of experimental observations of shock waves that occur during underwater explosions.

I thank Ya. E. Krasik for the permanent support and attention to work. I also express my gratitude to A. Virozub for providing simulation data and to A. G. Chefranov for help in obtaining of Fig. 1-Fig.4.

The study is supported by the Israel Science Foundation, Grant number: 492/18

Data Availability Statements: "The data that support the findings of this study are available from the corresponding author upon reasonable request.

## Literature

1. M. J. Lighthill, The diffraction of blast, Proc. Roy. Soc. London, **A198**, 454 (1949)
2. R. W. Perry, and A. Kantorowitz, The production and stability of converging shock waves, J. Appl. Phys., **22**, 878 (1951); <https://doi.org/10.1063/1.1700067>
3. G. B. Whitham, A new approach to problems of shock dynamics. Part I Two-dimensional problems, J. Fluid Mech., **2**, 145 (1957)
4. R. M. Zeidel, and V. S. Lebedev, The stability of one case of a spherical converging shock wave, **135**, 277 (1960)
5. E. I. Zababakhin, Cumulation of energy and its boundaries, Usp. Fiz. Nauk **85**, 721 (1965) (Sov. Phys. Usp., **8**, 295 (1966))
6. K. Fong, and B. Ahlbom, Stability of converging shock waves, Phys. Fluids, **22**, 416 (1979)
7. K. V. Brushlinskii, Instability of convergent spherical shock wave, USSR Comput. Math. Math. Phys., **22**, 193 (1982)
8. J. Gardner, D. Book, and I. Bernstein, Stability of imploding shocks in the CCW approximation, J. Fluid Mech., **114**, 41 (1982)
9. D. B. Schwendeman, and G. B. Whitham, On converging shock waves, Proc. Roy. Soc. Lond., A **413**, 297 (1987)
10. I. V. Sokolov, Hydrodynamic cumulative processes in plasma physics, Usp. Fiz. Nauk, **160**, 143 (1990)
11. A. K. Evans, Instability of converging shock waves and sonoluminescence, Phys. Rev. E, **54**, 5004 (1996)
12. M. Kozlov, V. Tz. Gurovich, and Ya. E. Krasik, Stability of imploding shocks generated by underwater electrical explosion of cylindrical wire array, Phys. Plasmas, **20**, 112701 (2013); <http://dx.doi.org/10.1063/1.4827262>
13. M. Murakami, J. Sanz, and Y. Iwamoto, Stability of spherical converging shock wave, Phys. Plasmas, **22**, 072703 (2015); <http://dx.doi.org/10.1063/1.4923437>
14. L. Dresselhaus-Cooper, J. E. Gorfain, C. T. Key, and B. K. Ofori-Okai, Single-shot multi-frame imaging of cylindrical shock waves in a multi-layered assembly, Sci. Rep., **9**, 3689 (2019); <https://doi.org/10.1038/s41598-019-40037-3>
15. S. G. Chefranov, Dissipative instability of converging cylindrical shock wave, Phys. Fluids, **32**, 114103 (2020); <https://doi.org/10.1063/5.0027109>
16. L.D. Landau, E.M. Lifshitz, Theoretical physics. Fluid Mechanics, Pergamon Press, Oxford, 1987
17. A. S. Chefranov, and S. G. Chefranov, Extrema of the kinetic energy and its dissipation rate in vortex flows, Doklady Physics, **48** (12), 696 (2003)
18. S.P.D'yakov, About stability of shock waves, Zh.Exp.Teor.Fiz., **27**, 288, 1954
19. G.W. Swan, G.R. Fowles, Shock wave stability, Phys.Fluids, **18**, 28, 1975
20. E. A. Kuznetsov, M. D. Spector, and G. E. Fal'kovich, Stability of weak shock waves, JETP Lett., **30**, 303 (1979)
21. S. G. Chefranov, Dissipative instability of shock waves, JETP, **157**(3), 2020; <https://doi.org/10.1134/S0044451020030000>
22. G. H. Miller and T. J. Ahrens, Shock-wave viscosity measurement, Rev. Mod. Phys., **63**, 919 (1991)
23. V. N. Mineev and R. M. Zaidel', The viscosity of water and mercury under shock loading, Sov. Phys. JETP, **27**, 874 (1968)
24. V. N. Mineev and E. V. Savinov, Relationship between the viscosity and possible phase transformations in shock-compressed water, Sov. Phys. JETP, **41**, 656 (1976)
25. A. C. Mitchell and W. J. Nellis, Equation of state and electrical conductivity of water and ammonia shocked to the 100GPa (1Mbar) pressure range, J. Chem. Phys., **76**, 6273 (1982); <https://doi.org/10.1063/1.443030>
26. M. H. Rice, and J. M. Walsh, Equation of state of water to 250 Kilobars, J. Chem. Phys., **26**, 824 (1957); <https://doi.org/10.1063/1.1743415>
27. Ya. B. Zel'dovich and Yu. P. Raizer, *Physics of Shock Waves and High – Temperature Hydrodynamic Phenomena*, 2<sup>nd</sup> ed. (Academic, New York, 1967).
28. G. A. Gutman, J. W. Kirsch, and C. R. Hastings, Analytical equation of state for water compressed to 300 Kbar, J. Appl. Phys., **42**, 851 (1971)

29. L. D. Landau, E. M. Lifshitz, Theoretical Physics, vol. 5 Statistical Physics, Part 1, Moscow, 2002
30. S. Ridah, Shock waves in water, J. Appl. Phys., **64**, 152 (1988); <https://doi.org/10.1063/1.341448>
31. R. W. Griffiths, R. J. Sandeman, and H. G. Hornung, The stability of shock waves in ionizing and dissociating gases, J. of Phys.:Appl. Phys., **9**, 1681 (1976)
32. T. Pezeril, G. Saini, D. Veysset, S. Kooi, P. Fidkowski, R. Radovitzky, and Keith A. Nelson, Direct Visualization of Laser-Driven Focusing Shock Waves, Phys. Rev. Lett., **106**, 214503 (2011); <https://doi.org/10.1103/PhysRevLett.106.214503>