

Ultracold spin-balanced fermionic quantum liquids with renormalized P -wave interactions

J. M. Alarcón*

*Universidad de Alcalá, Grupo de Física Nuclear y de Partículas,
Departamento de Física y Matemáticas, 28805 Alcalá de Henares (Madrid), Spain*

J. A. Oller†

Departamento de Física, Universidad de Murcia, E-30071 Murcia, Spain.

(Dated: December 2, 2022)

We consider a spin-balanced degenerate gas of spin-1/2 fermions whose dynamics is governed by low-energy P -wave interactions, characterized by the scattering volume a_1 and effective momentum r_1 . The energy per particle $\bar{\mathcal{E}}$ in the many-body system is calculated by resumming the ladder diagrams comprising both particle-particle and hole-hole intermediate states, following the novel advances recently developed by us in Ann.Phys.**437**,168741(2022). This allows to obtain a renormalized result for $\bar{\mathcal{E}}$ within generic cutoff regularization schemes, with $\bar{\mathcal{E}}$ directly expressed in terms of the scattering parameters a_1 and r_1 , once the cut off is sent to infinity. The whole set of possible values of a_1 and r_1 is explored for the first time in the literature looking for minima in the energy per particle with $\bar{\mathcal{E}}$ given as described. They are actually found, but a further inspection reveals that the associated scattering parameters give rise to resonance poles in the complex momentum-plane with positive imaginary part, which is at odds with the Hermiticity of the Hamiltonian. We also determine that these conflictive poles, with a pole-position momentum that is smaller in absolute value than the Fermi momentum of the system, clearly impact the calculation of $\bar{\mathcal{E}}$. As a result, we conclude that unpolarized spin-1/2 fermionic normal matter interacting in P -wave is not stable. We also study three universal parameters around the unitary limit. Finally, the whole set of values for the parameters a_1 , r_1 is characterized according to whether they give rise to unallowed poles and, if so, by attending to their pole positions relative to the Fermi momentum of the system explored.

I. INTRODUCTION

The stability of liquids, whether classical or quantum-mechanical, stems from the competition between kinetic energy (temperature), repulsive and attractive forces [1, 2]. Near the absolute zero, attractive forces allow the constituent particles to stay close to each other – forming bound states – while repulsion, usually at short distances [3], avoids the collapse of the system in the thermodynamic limit. In the quantum case, it was recently shown theoretically [4], and subsequently observed experimentally [5–7], that certain bosonic systems can stably liquify at low temperatures thanks to one of the competing interactions arising from quantum fluctuations. Fermions, on the other hand, obey the Pauli principle, which acts as a natural mechanism for short-distance repulsion [8]. Therefore, attractive interactions on their own may stabilize fermionic quantum liquids.

Over the past decade or so, there have been tremendous advances in the manipulation and characterization of low-energy atom-atom interactions in the P -wave channel [9–14], their S -wave counterparts being well controlled and understood for some time now [15]. The effective low-energy P -wave interactions can be tuned essentially at will, including near resonance, where it may become the dominant interaction in the system, and cer-

tainly does for spin-polarized systems. An important, yet difficult question due to the non-perturbative nature of the interaction, is whether fermions near a P -wave resonance can form a stable liquid. In Ref. [16] a polarized degenerate gas of identical fermions is studied near an isotropic or anisotropic Feshbach resonance [9], and a controlled expansion is developed for the case of narrow resonances characterized by $|k_F/r_1| \ll 1$. A much richer structure of phases is predicted [16] as compared with the case of S -wave interactions.

In this work, we consider instead the case of a spin-balanced, or unpolarized, degenerate Fermi gas interacting in P -wave and address the question whether such system can be stable. Because of the Pauli exclusion principle the P -wave interactions of two fermions take place necessarily in the triplet spin channel. For the P wave in a spin-balanced Fermi system to be more relevant at low energies than the S wave a suppression is required for the spin singlet interactions in which the S wave takes place. It is beyond the scope of our research to determine which conditions could drive to this situation both in the laboratory or in Nature. Nonetheless, we consider that it is an interesting theoretical question to pursue whether such system can bound. It is also worth noticing that P -wave interactions provide important contributions to the equation of state of fermionic systems in nature which naturally occur unpolarized, like neutron matter [17, 18] that is of key importance in Astrophysics for the study of neutron stars. Indeed, the interest in these objects has been boosted by the recent observation of gravitational

* jmanuel.alarcon@uah.es

† oller@um.es

waves emitted from the coalescence of a compact binary made by a black hole and a neutron star [19].

In our study we describe elastic fermion-fermion interaction in P -wave by the effective-range expansion (ERE) up to and including the scattering volume, a_1 , and the effective momentum, r_1 . At least two low-energy scattering parameters are needed to end with a renormalized P -wave fermion-fermion interaction [20, 21] within cutoff regularization when sending the cutoff to infinity. The many-body calculation of the energy density \mathcal{E} is based on the application of the formalism recently developed by [20], where a compact expression is derived by resumming the ladder diagrams for a spin-1/2 fermionic many-body system and, for the first time in the literature, providing renormalized results within a general cutoff regularization scheme after the cutoff is sent to infinity. The theory developed in Ref. [20] rests in the reformulation of many-body quantum field theory undertaken in Ref. [22], which determines the generating functional of Green functions in the fermionic many-body environment. The interested reader can also consult Ref. [23] for perturbative calculations up to next-to-leading order, and Ref. [24] for a recent review, considering also non-perturbative applications. We give here a brief account of the main features of this approach and refer to Ref. [20] for a detailed exposition.

We would like to stress now that resumming the two-body interactions with intermediate particle-particle and hole-hole states, *i.e.* the ladder diagrams [25], is the leading interacting contribution for the calculation of the energy density \mathcal{E} as required by the in-medium non-perturbative power-counting of Ref. [18], and reviewed in Ref. [24]. If the high-energy scale of the interactions is Λ the expansion of in-medium diagrams is in powers of k_F/Λ_ξ with $\Lambda_\xi \lesssim \Lambda$, so that subleading contributions suppressed by at least one extra factor of $\mathcal{O}(k_F/\Lambda_\xi)$. E.g. for the case of neutron matter, with pions included as explicit degrees of freedom in the theory, the expansion scale is around $\sqrt{3}\pi f_\pi \simeq 0.5$ GeV or 2.53 fm $^{-1}$, corresponding to a density of 0.55 fm $^{-3}$ [24]. This is large enough to address the equations of state for pure neutron and symmetric neutral matter in the density regions of interest for many applications, like for studying neutron stars [26] or saturation of nuclear matter [18], respectively, among many others. See Ref. [24] for a recent review. The importance to achieve the resummation of the ladder diagrams for studying \mathcal{E} , as a starting point on top of which to build perturbative many-body corrections, has been stressed in many instances in the literature. Indeed, as originally explained by Thouless in his seminal paper [25], the Brueckner theory is a particular case of the ladder resummation when the intermediate states are only of the particle-particle type. For more recent papers along this direction, emphasizing an effective-field theory point of view, we can quote Refs. [18, 27–32]. It also follows from these discussions and reasons that the evaluation of \mathcal{E} within the ladder resummation is certainly an interesting result. This calculation and its proper in-

terpretation are the main aim of our present research.

The ladder resummation was finally performed algebraically for arbitrary vacuum fermion-fermion interactions in Ref. [20]. The case of contact interactions was explicitly solved, providing renormalized results for a general cutoff regularization scheme. As commented above the approach of Ref. [20] is the basis for our present research, in which we extend the results given in the previous reference for a many-body system of spin 1/2 fermions that interact in P wave. This is so because we now study the energy per particle $\bar{\mathcal{E}}$ in the whole set of scattering parameters and the Fermi momentum k_F of the system by employing two dimensionless parameters $u = \tanh(-1/a_1 r_1^3)$ and $v = \tanh(k_F/r_1)$ with $u, v \in (-1, 1)$. In the square $(-1, 1) \otimes (-1, 1)$ inside the uv -plane we find four continuum one-dimensional sets of u and v values in which the zero-temperature equation of state exhibits minima, which would correspond to the equilibrium energy per particle. Other properties of these minima, like the speed of sound and the compressibility coefficient, are calculated in App. A.

However, we further scrutinize the feasibility of such minima by studying the pole content of the vacuum P -wave scattering amplitude sharing the same a_1 and r_1 parameters. Unfortunately, we find that all these minima correspond to a vacuum pole structure which includes two resonant poles whose associated momenta have a *positive* imaginary part. These configurations are excluded by general principles, since the momenta in the resonance pole positions should have negative imaginary part as required by the Hermiticity of the Hamiltonian [33].

Nonetheless, one should keep in mind that such unallowed poles could be artifacts of the ERE that lie beyond its radius of convergence. Then, we have still explored the possibility that some of these conflicting poles, whose distance from the origin of momentum establishes an upper bound for the radius of convergence of the ERE, could lie at momenta larger than $2k_F$. In this way, the presence of such forbidden poles does not exclude that the in-medium momenta involved in the calculation of $\bar{\mathcal{E}}$ may be smaller than the ERE radius of convergence. This has been done by evaluating the absolute value of the ratio between k_F and the resonant momentum, and it is always found that this ratio is larger than 1, so that these poles are relevant in the momentum range of the many-body system and clearly impact the calculation of $\bar{\mathcal{E}}$.

As a result of these considerations, we conclude that it is not possible that a degenerate unpolarized fermionic system interacting in P wave reaches a stable configuration in normal matter for sufficiently low density (such that one can apply the ERE for characterizing the scattering amplitude in vacuum). This conclusion is complementary to that of Ref. [16] for a single-species polarized fermion gas, where it is obtained that the normal matter state is not stable.

The structure of the manuscript is as follows. After this Introduction we discuss in Sec. II the formalism em-

ployed to calculate the energy density \mathcal{E} and plot the energy per particle $\bar{\mathcal{E}}$ for the whole set of scattering parameters a_1 and r_1 looking for its minima as a function of the Fermi momentum k_F . Section III is dedicated to discuss the pole structure of a P -wave partial-wave amplitude characterized by its scattering volume and effective momentum, and its implications for the feasibility of calculated $\bar{\mathcal{E}}$, paying special attention to its minima. Conclusions are gathered in Sec. IV. There is also an appendix dedicated to other properties of the minima in $\bar{\mathcal{E}}$.

II. CALCULATION OF THE ENERGY PER PARTICLE

Reference [20] performs the resummation of the Hartree and Fock diagrams in terms of an arbitrary vacuum T matrix, called t_V , by resumming the ladder diagrams [25], shown in Fig. 1. This resummation includes both particle-particle and hole-hole intermediate states interacting by insertions of t_V . We follow the notation of Ref. [20] and employ the resulting expression for the energy density,

$$\mathcal{E} = \frac{k_F^5}{10m\pi^2} - \frac{i}{2} \text{Tr} \ln (I - t_m L_d). \quad (1)$$

Above, the first term on the right-hand side is the kinetic-energy density of a spin-1/2 Fermi gas, with fermion mass m and Fermi momentum k_F . The second term is the interaction-energy density expressed in terms of a trace that is taken over all two-fermion states *inside* the Fermi sea, that is, with momenta under k_F (this limitation is encoded in the loop function L_d to be specified below). In Eq. (1), t_m is an on-shell two-fermion scattering amplitude that we define after some preliminaries are introduced. A detailed derivation of this formula is given Section 2.2 of Ref. [20].

The expression for L_d is

$$L_d(p, \mathbf{a}) = i \frac{mp}{16\pi^2} \sum_{\sigma_{1,2}} \int d\hat{\mathbf{k}} \theta(k_F - |\mathbf{a} + p\hat{\mathbf{k}}|) \theta(k_F - |\mathbf{a} - p\hat{\mathbf{k}}|) \times |p\hat{\mathbf{k}}\sigma_1\sigma_2\rangle_A \langle p\hat{\mathbf{k}}\sigma_1\sigma_2|. \quad (2)$$

We denote by $|\mathbf{p}\sigma_1\sigma_2\rangle_A$ an antisymmetric two-fermion state. The two fermions have spin 1/2, and third components of spin σ_i , $i = 1, 2$. Their relative momentum is $\mathbf{p} \equiv (\mathbf{p}_1 - \mathbf{p}_2)/2$, where \mathbf{p}_i is the momentum of the i_{th} particle, and the total momentum is $2\mathbf{a} \equiv \mathbf{p}_1 + \mathbf{p}_2$. The Heaviside functions in Eq. (2) guarantee that the two fermions have momentum below k_F . The total energy of the on-shell pair is $2a^0 = (\mathbf{p}_1^2 + \mathbf{p}_2^2)/2m = (\mathbf{a}^2 + \mathbf{p}^2)/m$, which fixes $p \equiv |\mathbf{p}|$ for a given total momentum (since \mathbf{a} is conserved in the scattering process).

The in-medium scattering amplitude $t_m(\mathbf{a})$ stems from the iteration of t_V with *mixed* two-fermion intermediate states in which one of them has momentum below k_F

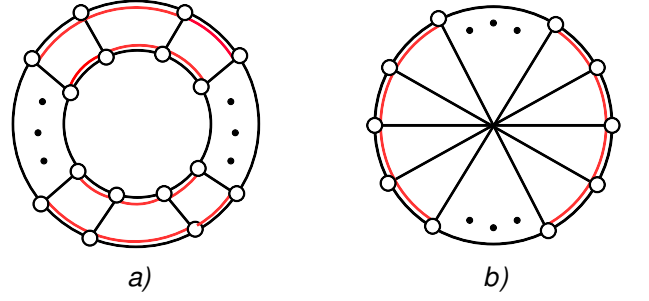


FIG. 1. Resummation of the Hartree (a) and Fock (b) diagrams. The black and red lines running in parallel are on-shell fermions with momenta less than k_F , and the L_d loops are given by two sets of such lines facing each other (Hartree) or radially opposite (Fock). The inwards single solid lines are t_m , and the dots indicate extra insertions of the interaction.

while the momentum of the other one is unconstrained. The loop function $L_m(p, \mathbf{a})$ associated to these intermediate states obeys the expression

$$L_m(p, \mathbf{a}) = -\frac{m}{2} \sum_{\sigma_{1,2}} \int \frac{d\mathbf{k}}{(2\pi)^3} [\theta(k_F - |\mathbf{a} + \mathbf{k}|) + \theta(k_F - |\mathbf{a} - \mathbf{k}|)] \frac{|\mathbf{k}\sigma_1\sigma_2\rangle_A \langle \mathbf{k}\sigma_1\sigma_2|}{\mathbf{k}^2 - \mathbf{p}^2 - i\epsilon}. \quad (3)$$

The amplitude $t_m(\mathbf{a})$ satisfies the following equation,

$$t_m(\mathbf{a}) = t_V + t_V L_m(p, \mathbf{a}) t_m(\mathbf{a}). \quad (4)$$

In Fig. 1, we draw the diagrams resummed by the interacting part of \mathcal{E} in Eq. (1). The Hartree diagrams are shown in Fig. 1(a) and the Fock ones in 1(b). The double lines (one in black and another in red running parallel to each other) are fermions inside the Fermi sea, while a single solid line corresponds to an in-medium interaction t_m . Notice that in the Hartree diagrams two facing sets of double lines made up a L_d , while for the Fock diagrams this is so for radially opposite double lines. The intermediate states in L_d interact by t_m , and the three dots indicate further iterations of the product $t_m L_d$.

The evaluation of the interaction energy is done using the partial-wave expansion developed in Ref. [20]. The states in the partial-wave basis are denoted by $|J\mu\ell Sp\rangle$, with definite total angular momentum J , third component μ , orbital angular momentum ℓ and total spin S . By taking the trace in Eq. (1) in the plane-wave basis one has

$$\mathcal{E} = \frac{k_F^5}{10m\pi^2} - \frac{2i}{m\pi^3} \sum_{J\mu\ell S} \chi(S\ell)^2 \int_0^{k_F} a^2 da \int_0^{\sqrt{k_F^2 - a^2}} p dp \quad (5) \\ \times \langle J\mu\ell Sp | \ln (I - t_m(a\hat{\mathbf{z}}) L_d(p, a\hat{\mathbf{z}})) | J\mu\ell Sp \rangle,$$

where rotational invariance allows to take \mathbf{a} along the z axis. The factor $\chi(S\ell)^2$ selects even values for the sum

$S + \ell$ because of the Pauli exclusion principle, being 2 in that case.

The integral equation satisfied by the partial-wave amplitudes (PWAs) in the many-body environment is more involved than in the vacuum case because of the extra mixing between PWAs due to the dependence of scattering on the total momenta. This extra mixing is accounted for within the formalism by the matrix

$$\mathcal{B}_{J_2\mu\ell_2, J_1\mu\ell_1} = -2\chi(S\ell_2)\chi(S\ell_1) \sum_{m_3 s_3} (m_3 s_3 \mu | \ell_2 S J_2) \quad (6)$$

$$\times (m_3 s_3 \mu | \ell_1 S J_1) \int d\hat{\mathbf{k}} Y_{\ell_2}^{m_3}(\hat{\mathbf{k}})^* Y_{\ell_1}^{m_3}(\hat{\mathbf{k}}) \theta(k_F - |\mathbf{k} - a\hat{\mathbf{z}}|).$$

However, μ and S are conserved in the scattering process [20]. In the previous equation $Y_{\ell}^m(\hat{\mathbf{k}})$ is a spherical harmonic and $(m_1 m_2 m_3 | j_1 j_2 j_3)$ is the Clebsh-Gordan coefficient for the addition of the angular momenta $\mathbf{j}_1 + \mathbf{j}_2 = \mathbf{j}_3$.

For the case of contact interactions it is shown in Ref. [20] that it is possible to derive an algebraic expression for the vacuum off-shell PWAs $t_V(p', p)_{\alpha\beta}$ for p, p' bounded (this is the case in the integral equation of Eq. (4), where p and $p' < 2k_F$). Using a cutoff regularization in a generic scheme these PWAs are renormalized by reproducing the effective-range expansion (ERE) up to some order, with the cutoff finally sent to infinity. Within a matrix notation, so that the set of coupled PWAs is denoted by the matrix $\mathbf{t}_V(p', p)$, one can show that

$$\mathbf{t}_V(p', p) = \frac{4\pi}{m} (p')^\ell \tau(p) (p)^\ell, \quad (7)$$

$$(p)^\ell = \text{diag}(p^{\ell_1}, \dots, p^{\ell_n}),$$

and analogously for $(p')^\ell$. In the previous equation, ℓ_i ($i = 1, \dots, n$) is the orbital angular momentum of the n coupled PWAs, and

$$\tau(p)^{-1} = -(a)^{-1} + \frac{1}{2}(r)p^2 + \sum_{i=2}^M (v_\ell^{(2i)}) p^{2i} - i(p^\ell)^2(p), \quad (8)$$

with M the order up to which the ERE is reproduced. In this equation (a) , (r) and $(v_\ell^{(2i)})$ are $n \times n$ matrices corresponding to the scattering length, effective range and shape parameters, respectively.¹ We note that a minimum value of M , depending on the PWAs studied, is needed to achieve renormalizability. E.g. in the case of P -wave scattering, considered here, one needs at least $M = 2$, as also obtained in Ref. [21].

In terms of this expression, and using an analogous matrix notation for the set of PWAs in the many-body

environment,

$$\mathbf{t}_m(p, p) = \frac{4\pi}{m} (p^\ell) (\tau(p)^{-1} + [\mathcal{G}_m(p)])^{-1} (p^\ell), \quad (9)$$

$$[\mathcal{G}_m(p)] = -\frac{1}{\pi} \int_0^\infty \frac{k^2 dk}{k^2 - p^2 - i\epsilon} (k^\ell) \cdot \mathcal{B} \cdot (k^\ell).$$

Notice that the integral over k in $[\mathcal{G}_m(p)]$ is bounded because of the Heaviside function in Eq. (6) with $a \leq k_F$, cf. Eq. (5), such that $k < 2k_F$.

Now, we proceed to apply the previous formalism to a fermion liquid interacting via a spin-independent P -wave potential in momentum space

$$v(k, p) = \mathbf{k} \cdot \mathbf{p} (d_0 + d_2(k^2 + p^2)), \quad (10)$$

with the parameters d_0 and d_2 given in terms of the cutoff to reproduce the ERE up to and including the effective range. For this one-channel interaction the ERE simplifies since (a) , (r) , and (v_1^{2i}) in Eq. (8) are just numbers equal to a_1 , r_1 and v_1^{2i} , respectively, as the scattering in vacuum is uncoupled. Had we used dimensional regularization, as in Refs. [28, 29], instead of cutoff regularization [34], a renormalized result is possible reproducing only the scattering volume. However, as we argue in [20], we interpret it as an artifact of dimensional regularization in non-perturbative calculations because, as it is well known, the power-like divergences are set to zero in this particular regularization method.²

In the case of a P -wave interaction ($\ell = 1$) of two identical fermions, Fermi statistics requires that $S = 1$, i.e. the spin-triplet channel is selected, and for each μ only the PWAs with $J \geq |\mu|$ contribute. For $\mu = 0$ we have the mixing between the PWAs 3P_0 and 3P_2 , while 3P_1 does not couple. In the case with $\mu = \pm 1$ the mixing is between 3P_1 and 3P_2 , and for $\mu = \pm 2$ only the 3P_2 contributes. One can solve directly for $\mathbf{t}_m(p, p)$ in this case and in terms of it calculate the energy density \mathcal{E} applying Eq. (1). The evaluation of the trace of the log is performed by diagonalizing the matrix in its argument which is possible because it is a unitary matrix [20].

We study the energy per particle $\bar{\mathcal{E}} = \mathcal{E}/\rho$, where $\rho = k_F^3/3\pi^2$ is the number density, as a function of the scattering volume a_1 and the effective momentum r_1 . The dimensionless variables

$$x = -1/a_1 r_1^3, \quad (11)$$

$$y = k_F/r_1$$

are introduced, so that

$$\bar{\mathcal{E}} = \frac{3k_F^2}{10m} f(x, y) = r_1^2 \frac{3y^2}{10m} f(x, y). \quad (12)$$

¹ Depending of the PWAs the dimension of the entries in (a) , (r) , etc., are different.

² See also Refs. [35, 36] for further discussions and more examples in vacuum scattering.

To look for the minima of $\bar{\mathcal{E}}$ when varying k_F for given values of a_1 and r_1 it is advantageous to consider the new coordinates

$$\begin{aligned} u &= \tanh(x) , \\ v &= \tanh(y) , \end{aligned} \quad (13)$$

and then the whole xy -plane is compressed to the finite extent $(-1, 1) \otimes (-1, 1)$ in the uv -plane. The minimum of $\bar{\mathcal{E}}$ has to be searched along the v axis, because when k_F changes u stays put. We look for them numerically in steps of 10^{-3} in the v variable for a given u . Numerical inaccuracy prevents us from taking smaller steps, which could *a priori* limit our search for potentially narrow minima.

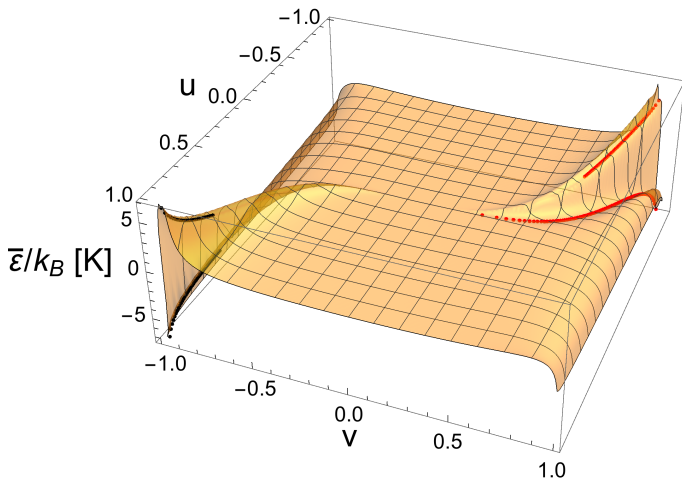


FIG. 2. The energy per particle $\bar{\mathcal{E}}$ in units of kelvin is plotted in the uv -plane. The positions of the minima are also indicated by the dots on top of the surface.

The energy per particle, in kelvin, $\bar{\mathcal{E}}/k_B$, with k_B the Boltzmann constant, is plotted in Fig. 2 in the uv -plane. The filled dots in the same figure mark the positions of the minima. The value of $\bar{\mathcal{E}}$ in absolute terms results by taking, for concreteness, $|r_1| = 0.28 a_B^{-1}$ [13] and m for ${}^6\text{Li}$ scattering, with a_B the Bohr radius³. Notice that for given values of x and y the sign of r_1 does not affect $\bar{\mathcal{E}}$ since, as indicated above, $\bar{\mathcal{E}} = r_1^2 \frac{3y^2}{10m} f(x, y)$. In Fig. 2, we observe four branches of minima within the whole set of parametric values for a_1 and r_1 , two with $\bar{\mathcal{E}} > 0$ and the other two with $\bar{\mathcal{E}} < 0$. Among all of them, and within our numerical precision, only one branch can approach arbitrarily close to the unitary limit at $u = v = 0$ (i.e. $|a_1|, |r_1| \rightarrow \infty$, and $k_F \rightarrow 0$), though never strictly on it. This is the longest branch in the top right corner in Fig. 2. Indeed, as we have checked explicitly, the minimum for

$u = 0$ happens at $k_F = 0$. The other branches only occur for values of $|u|$ large enough that, for a given r_1 , implies a maximum value for $|a_1|$, and stay away from the unitary limit.⁴ Other properties of the minima of $\bar{\mathcal{E}}$ are discussed in the Appendix A. They are relegated there because the presence of these minima is very much affected by untenable pole structures associated to the ERE used for their calculation, as discussed in Sec. III.

Let us consider closely the interesting unitary limit with $x = 0$ and work out the leading behavior in powers of y of $f(0, y) = \bar{\mathcal{E}} \frac{10m}{3k_F^2}$ as introduced above. To calculate \mathcal{E} we have the dimensionless combination $1 - t_m L_d$ inside a log, cf. Eq.(1). In $k_F^3 \tau(k_F)$ we can extract a global dimensionless factor $y^3 = (k_F/r_1)^3$ and the rest adopts the form $\left(x + \frac{1}{2}y^2 + v_1^{(2)}r_1 y^4 - iy^3 + \mathcal{O}(y^4)\right)^{-1}$, with $x = 0$ in the unitary limit. We indicate the real and imaginary parts of t_m as t_m^r, t_m^i , respectively, and L_d is written as iL_d^i . Therefore, $t_m^r L_d^i$ is proportional to y while $1 - it_m^i L_d^i$ behaves as $1 + \mathcal{O}(y^2)$, so that $\arctan(t_m^r L_d^i / (1 + t_m^i L_d^i)) \sim y$. We can then write $\bar{\mathcal{E}} = \frac{3k_F^2}{10m} (1 + \xi_1 y)$, for $x = 0$ and $|y| \ll 1$. Because of the non-perturbative contribution of the effective-range parameter the unitary limit depends on the order in which the limits $x \rightarrow 0$ and $y \rightarrow 0$ are taken. Following an analogous procedure as before it results that for $|y/x| \ll 1$ the function $f(x, y)$ behaves as $(1 + \xi_2 y^3/x + \xi_3 y^5/x^2)$, where both ξ_2 and ξ_3 are universal since the higher-order shape parameters in the ERE, starting from $v_1^{(2)}$, are $\mathcal{O}(y^7)$. Our calculation predicts the following values for these universal parameters

$$\xi_1 = -6.4054, \quad \xi_2 = -0.9549, \quad \xi_3 = 0.2049. \quad (14)$$

At this point we would like to dedicate some discussions to the corrections to our results for normal matter based on resumming the ladder diagrams in Fig. 1 for arbitrary vacuum interactions. For that we apply the power-counting developed in Ref. [18], and more recently reviewed in Ref. [24]. This power counting requires to resum the two-body interactions with intermediate particle-particle and hole-hole states as the leading interacting contribution for the calculation of the energy density \mathcal{E} . If the high-energy scale of the interactions is Λ the expansion of in-medium diagrams is in powers of k_F/Λ_ξ with $\Lambda_\xi \lesssim \Lambda$, so that subleading contributions suppressed by at least one extra factor of $\mathcal{O}(k_F/\Lambda_\xi)$. E.g. for the case of neutron matter the expansion scale is around $\sqrt{3}\pi f_\pi \simeq 0.5 \text{ GeV}$ or 2.53 fm^{-1} , corresponding to

³ Within our conventions the effective range is multiplied by a factor -2 compared to [13].

⁴ We expect that temperature would not affect our results on $\bar{\mathcal{E}}$ shown in Fig. 2 as long as it is much smaller than $\bar{\mathcal{E}}$ expressed in kelvin degrees. This is the case in ultracold fermionic atom experiments where temperature is typically around a few tens of μK (the only possible exception would be to stay almost on top the unitary limit where $\bar{\mathcal{E}}$ also tends to vanish). The values of $\bar{\mathcal{E}}$ along the minima can be better read from Figs. 7 and 8.

a density of 0.55 fm^{-3} [24]. Therefore, according to the power counting of Ref. [18], ξ_1 and ξ_2 above should not receive further contributions from more complicated in-medium Feynman diagrams. Thus, our study around the unitary limit of the energy per particle for small values of k_F is particularly interesting and solid.

III. CONSTRAINTS FROM THE POLE STRUCTURE IN VACUUM

The secular equation for the poles of $\tau(p)$ in the uncoupled P -wave scattering reads

$$-\frac{1}{a_1} + \frac{1}{2}r_1p^2 - ip^3 = 0. \quad (15)$$

This equation was already studied in the Appendix E of our previous paper [20] and applied for specific sets of values of the scattering parameters in P wave. Here we explore it for the full set of a_1 and r_1 parametric values, already considered in Fig. 2 for the calculation of $\bar{\mathcal{E}}$.

Another important aspect not discussed in Ref. [20] is the possibility that *a priori* forbidden pole dispositions could drive to an acceptable calculation of $\bar{\mathcal{E}}$. The reason is because the unallowed poles that stem from the use of the ERE should occur at values of p beyond the radius of convergence of the ERE. So, if k_F is small enough so that $2k_F$ is smaller than the radius of convergence of the ERE, one could still use that calculation for $\bar{\mathcal{E}}$ even if the ERE generates unacceptable poles in the complex p -plane beyond its radius of convergence. Notice that in the calculation of t_m , Eq. (4), in-medium momenta \mathbf{k} up to $2k_F$ are involved in the function $L_m(p, a)$ of Eq. (3).

The zeroes in Eq. (15) are

$$\begin{aligned} p_1 &= -\frac{ir_1}{6} (1 + z + z^{-1}), \\ p_2 &= \frac{r_1}{6} \left(-i + e^{i\pi/6} z^{-1} - e^{-i\pi/6} z \right), \\ p_3 &= \frac{r_1}{6} \left(-i - e^{-i\pi/6} z^{-1} + e^{i\pi/6} z \right), \end{aligned} \quad (16)$$

where,

$$\begin{aligned} \alpha_1 &\equiv a_1^{1/3} = |a_1|^{1/3} \text{sgn}(a_1), \\ t &\equiv \frac{\alpha_1 r_1}{3 \cdot 2^{2/3}} = \frac{\alpha_1 r_1}{108^{1/3}}, \\ z &\equiv \frac{t}{(1 + t^3 + \sqrt{1 + 2t^3})^{1/3}}. \end{aligned} \quad (17)$$

From these definitions we have that $z \in \mathbb{R}$, for $t \geq -1/2^{1/3}$.

One can also work out straightforwardly the residues of the P -wave S matrix at the different poles, which read

$$\begin{aligned} \lim_{k \rightarrow p_i} (k - p_i) S_1(k) &= \lim_{k \rightarrow p_i} (k - p_i) \frac{2ik^3}{-\frac{1}{a_1} + \frac{1}{2}r_1k^2 - ik^3} \\ &= \frac{-2p_i^3}{(p_i - p_k)(p_i - p_l)}, \end{aligned} \quad (18)$$

| Case | $r_1 < 0$ | $r_1 > 0$ |
|----------------------|---|--|
| $t < -1/2^{1/3}$ | p_1 v.s. p_2 b.s. PR p_3 b.s. NR | b.s. PR v.s. v.s. |
| $t = -1/2^{1/3}$ | $p_1 = p_2$ Double b.s. pole p_3 v.s. | Double v.s. pole b.s. PR |
| $-1/2^{1/3} < t < 0$ | p_1 v.s. positive $\text{Imp}_{2,3}$ | b.s. PR negative $\text{Imp}_{2,3}$ |
| $0 < t$ | p_1 b.s. PR negative $\text{Imp}_{2,3}$ | v.s. positive $\text{Imp}_{2,3}$ |

TABLE I. Pole structure for the different regions in t and r_1 . The values that are excluded are those with some boldface letter in them and happen for $tr_1 > 0$ or, equivalently, $a_1 > 0$. In the Table, PR(NR) is positive(negative) residue, and b.s.(v.s.) is bound(virtual) state pole.

with $k, l \neq i$. It is well known since Heisenberg's papers on the S matrix that the residue of $iS_\ell(k)$ at the bound-state poles must be positive. There is a factor i in front of the S matrix because $2\pi i \text{Res} S_\ell(p_n) = \oint dk S_\ell(k) \big|_{p_i} = |C_i|^2$, integrating around the bound-state pole p_i in a counterclockwise sense, where C_i is a normalization constant multiplying the bound-state wave function [37]. Hence, the residue of $iS_\ell(k)$ must be positive at the bound-state pole. In the following we introduce the shorter notation Res_i to refer to the residue of $iS(k)$ at the i_{th} pole position, cf. Eq. (18).⁵

Our interest for the residue as a disclaimer for the acceptance or rejection of a bound-state pole rests on whether Res_i is positive or negative, respectively. In this sense we can drop the factor ip_i^3 in Res_i because it is positive for a bound-state pole.⁶ Then, we introduce the quantity τ_i defined as

$$\tau_i = \frac{\text{Res}_i}{ip_i^3} = \frac{-2}{(p_i - p_k)(p_i - p_l)}, \quad k, l \neq i, \quad (19)$$

as it follows from Eq. (18).

A summary for pole structure in the different ranges of values of t and r_1 is presented in Table I. Its derivation is discussed in detail in the Appendix B. It is found that the excluded regions have values for the scattering parameters such that $tr_1 > 0$, which is equivalent to having $a_1 > 0$, see Eq. (17).

⁵ The requirement $\text{Res}_i > 0$ is equivalent to demand that the residue of the P -wave scattering amplitude be positive, i.e. the coupling square g^2 of a bound state to the continuum must be positive. The relation is $\text{Res}_i = g^2/2\text{Imp}_i$, with $\text{Imp}_i \geq 0$ for a bound-state pole.

⁶ To see this let us denote by $i\lambda_i$, $\lambda_i \in \mathbb{R}$, the pole position for a bound or virtual state, then $ip_i^3 = \lambda_i^3$, being positive for a bound state ($\lambda_i \geq 0$) and negative for a virtual state ($\lambda_i < 0$). Therefore, the sign of Res_i is not affected by the factor ip_i^3 for a bound state, while its sign changes for a virtual state. As a result, keeping ip_i^3 from the numerator in Eq. (18) has not effects whatsoever in our considerations that follow and we drop it.

| $^{2S+1}L_J$ | a_1 [fm ³] | r_1 [fm ⁻¹] | t | p_3 [fm ⁻¹] | τ_3 [fm ²] |
|--------------|--------------------------|---------------------------|--------|---------------------------|-----------------------------|
| 1P_1 | 2.759 | -6.54 | -1.926 | i 0.352 | -1.035 |
| 3P_1 | 1.536 | -8.40 | -2.059 | i 0.412 | -0.668 |

TABLE II. Uncoupled nucleon-nucleon P -wave PWAs with positive a_1 , giving rise to excluded pole structures when considering the ERE up to and including a_1 and r_1 . We give a_1 , r_1 , $t < -1/2^{1/3}$, the conflictive bound-state pole p_3 and its residue τ_3 for each PWA.

A. Checking the distance to the non allowed poles

Inspection of Fig. 2 clearly reveals that the minima for $\bar{\mathcal{E}}$ occur in the region of scattering parameters driving to a pole content in conflict with general principles, as summarized in Table I. This is due to fact that in the minima $uv < 0$, or equivalently $tr_1 > 0$ because of the relations $x = \text{arctanh } u = -1/108t^3$ and $r_1 = k_F / \text{arctanh } v$, with $k_F \geq 0$. However, to directly rule out because of this reason the set of minima explored in Sec. II, cf. Fig. 2, would not be justified. The point is that the ERE has a radius of convergence given by the position of the nearest singularity to threshold, so that out of this convergence region it could give rise to artifacts, like the presence of unacceptable poles. However, within its radius of convergence it is perfectly legitimate to keep using the ERE. This reasoning was not taken into account in our recent paper [20], which directly rejected the results for $\bar{\mathcal{E}}$ when using the ERE with parameters given rise to unacceptable poles. Therefore, a deeper analysis on the use of the ERE is also needed to fully appreciate the range of applicability of the results in Ref. [20].

As illustration of these points let us consider the application of the ERE in nucleon-nucleon scattering, where one can find uncoupled P -wave PWAs with positive scattering volume, like the 1P_1 and 3P_1 ones.⁷ The central values of a_1 and r_1 for these P waves, taken from Ref. [38], are shown in Table II. In the same table we also give the resulting values of t (which are smaller than $-1/2^{1/3}$), the problematic pole position p_3 , Eq. (B.12), and the unacceptable $\tau_3 < 0$, Eq. (B.13). In the case of nucleon-nucleon scattering the radius of convergence of the ERE is $|p| < m_\pi/2 \approx 0.35 \text{ fm}^{-1}$, which signals the onset of the left-hand cut due to one-pion exchange for $p^2 < -m_\pi^2/4$, with m_π the pion mass. We observe that for the 1P_1 partial-wave amplitude the value of $|p_3|$ is almost coincident with this upper limit. For the 3P_1 PWA the value of $|p_3|$ is a bit larger, around 0.41 fm^{-1} . We then learn from these examples extracted from nucleon-nucleon scattering that *physical* values of a_1 and r_1 can drive to non-allowed pole structures, with the conflicting poles happening (barely) out of the convergence region of the ERE. They cannot lie inside the radius of conver-

gence for *finite-order* ERE, if this expansion is reasonable and well-behaved in its application.⁸

Contrarily to the case of nucleon-nucleon scattering we do not know the radius of convergence of the ERE for the results of $\bar{\mathcal{E}}$ shown in Fig. 2. However, for each set of ERE parameters we can determine the position of the unacceptable poles for $a_1 > 0$ in the complex p -plane. Attending to Table I, it turns out that in the regions of the uv -plane where the minima lie the modulus of these non-allowed poles positions is $|p_2|$. For our next considerations it is important to realize that $|p_2|$ is larger or equal than the radius of convergence of the ERE (accepting that it is well behaved with a progressive improvement in the results as the order is increased). That is, $|p_2|$ corresponding to an unallowed pole is an upper bound for the radius of convergence of the ERE. We then compare it to k_F , and if $2k_F > |p_2|$ then the results obtained for $\bar{\mathcal{E}}$ are calculated by employing the ERE beyond its convergence radius, cf. Eq. (9).

In this regard, let us notice that a resonant pole p_R in the complex momentum-space with positive imaginary part also implies a positive imaginary part of the pole position in energy, $E_R \equiv M_R + i\Gamma/2$, with M_R and Γ real positive numbers. In the P -wave scattering amplitude this pole gives rise to a term of the form $-g^2/(E - M_R - i\Gamma/2)$ that produces phase shifts according to the argument of $M_R - E - i\Gamma/2$. Therefore, the phase shifts are negative and cross -90 degrees at the resonance mass. However, a proper resonance behavior must give rise to positive phase shifts because of the delay in the phase of the scattering state trapped by the pseudo-stationary resonance.

1. $u < 0$ and $v > 0$

Let us first consider the region $u < 0$ ($t > 0$) and $v > 0$ in Fig. 2. According to Table I the problem arises from the fact that $\text{Imp}_{2,3}$ is positive, so that we evaluate the ratio $k_F/|p_2|$ as a function t along the two curves where the minima lie. The procedure is the following: Given t we can calculate along each curve $u(t)$ and $v(t)$ so that the sought ratio, cf. Eq. (16), is

$$\frac{k_F}{|p_2(t)|} = \frac{6y(t)}{|-i + e^{i\pi/6}u(t)^{-1} - e^{-i\pi/6}u(t)|}. \quad (20)$$

If this ratio were much smaller than 1 then we could argue that the poles p_2 and p_3 are not directly relevant for the densities involved in the many-body system, not providing resonant contributions. Conversely, if this ratio

⁷ We use the standard notation $^{2S+1}L_J$ to denote PWAs.

⁸ This is perfectly the case for the 1P_1 and 3P_1 nucleon-nucleon PWAs since higher shape parameters in the ERE are given in Ref. [38], up to v_4 , and we have checked that the unallowed bound state for each PWA remains stable if higher-order terms in the ERE are considered.

were larger than 1 then the unphysical resonance phenomenon would be relevant and the associated minimum should be excluded.

Indeed, let us notice that from Eq. (B.16) it follows that

$$\frac{2\text{Rep}_2 - \text{Imp}_2}{r_1} = \frac{1-z}{12z} \left(2\sqrt{3} - 1 + (2\sqrt{3} + 1)z \right) > 0 \quad (21)$$

since $0 < z < 1$. Therefore, the Laurent series in momentum of the P -wave amplitude provided by the ERE around the resonance pole p_2 or p_3 , selecting the one with positive real part, converges along the physical real axis for

$$0 < p < |\text{Rep}_2| \left(1 + 2\sqrt{1 - \left(\frac{\text{Imp}_2}{2\text{Rep}_2} \right)^2} \right). \quad (22)$$

Thus, one has resonant contributions from this pole affecting the PWA for physical values of p .

To be more definitive let us show the typical behavior of the P -wave partial-wave amplitude for the minima with $uv < 0$ in Fig. 2. The phase shift, δ , and the modulus squared of the resulting P -wave scattering amplitudes, $(\sin^2 \delta)/p^2$, are shown in the left and right panels of Fig. 3 (we take units such that $r_1 = 1$), respectively. There, the top row is for the minimum with $u = -0.2$, $v = 0.67$ (belonging to the branch having $\bar{\mathcal{E}} < 0$), and the bottom row corresponds to the minimum with $u = -0.50$, $v = 0.71$ (with $\bar{\mathcal{E}} > 0$). The values for a_1 and k_F in the minima selected are: $a_1 = 4.93 r_1^{-3}$ and $k_F = 0.79 r_1$ for $u = -0.2$, $v = 0.67$; $a_1 = 1.82 r_1^3$ and $k_F = 0.90 r_1$ for $u = -0.50$, $v = 0.71$. We can observe clearly marked resonant behaviors, with strong peaks in the square of the amplitudes and rapid varying phase shifts happening in both cases for $p < k_F$. This unacceptable strong resonance signal should clearly affect the calculation of $\bar{\mathcal{E}}$, which then becomes non trustable and it should be rejected. Notice that these phase shifts have an inverse resonance shape because of the reason explained above associated with the wrong sign of the imaginary part of the momentum in the pole position. Both minima drive to qualitatively similar behaviors of the P -wave scattering amplitude.

Region around the unitary limit: One has then that $u \rightarrow 0^-$, $t \rightarrow +\infty$, $z(t) \rightarrow 1$, and

$$p_2 = r_1 \left(\frac{1}{3\sqrt{6}t^{3/2}} + i\frac{1}{54t^3} \right) + \mathcal{O}(t^{-9/2}). \quad (23)$$

It is not possible to get rid of this pole in the unitary limit since

$$\frac{k_F}{|p_2|} \rightarrow 3\sqrt{6}yt^{3/2}, \quad (24)$$

and it diverges for $t \rightarrow +\infty$.

2. $u > 0$ and $v < 0$

We can also proceed similarly for the two curves of minima in the region with $u > 0$ ($t < 0$) and $v < 0$. We distinguish two further regions:

The region $-1/2^{1/3} < t < 0$, $r_1 < 0$, is excluded according to Table I. The criterion to be studied is the same as already expressed in Eq. (20). In this region $-1 < z < 0$, and within it along $-1 < z < -(2\sqrt{3}-1)/(2\sqrt{3}+1)$ the difference $2|\text{Rep}_2| - |\text{Imp}_2| < 0$. However, this requires that $0.0185 < u < 0.055$ where there are no minima according to Fig. 2. Therefore, the Laurent series around the resonance pole still converges within the interval in Eq. (22) for the minima in the lower left quadrant of the uv -plane in Fig. 2.

Analogously as for the case above with $u < 0$, $v > 0$, let us show the typical behavior of the P -wave scattering amplitude that is driven by the presence of these unacceptable resonance poles in the complex p -plane with positive imaginary part. We take two typical minima with $u = 0.70$, $v = -0.91$ in the lower branch (with $\bar{\mathcal{E}} < 0$), and $u = 0.80$, $v = -0.84$ in the upper branch (with $\bar{\mathcal{E}} > 0$). The resulting scattering volume a_1 and Fermi momentum k_F are: $a_1 = 1.15 |r_1|^{-3}$ and $k_F = 1.54 |r_1|$ for the minimum with $\bar{\mathcal{E}} < 0$; $a_1 = 0.91 |r_1|^{-3}$ and $k_F = 1.23 |r_1|$ for the minimum with $\bar{\mathcal{E}} > 0$. The phase shifts and amplitude squared that follow are shown in the top and bottom rows in Fig. 4 for the lower- and upper-branch minima, respectively. In the figure we take units such that $r_1 = -1$. We observe again a clear resonance shape in the phase shifts and modulus squared of the P -wave partial-wave amplitude, though now the resonance is wider as compared with the case in Fig. 4. This is due to the larger imaginary part of p_2 for the poles with $u > 0$ than for those with $u < 0$. For instance, for the lower-branch minimum with $u < 0$ in Fig. 3 we have $p_2 = 0.48 + i0.15 r_1$, while for the analogous one with $u > 0$ in Fig. 4 the pole position is $p_2 = 0.80 + i0.66 |r_1|$. The peak positions in Fig. 4 are around k_F in both cases and hence the calculations of $\bar{\mathcal{E}}$ are affected by the presence of this wrong strong resonance signals and should be discarded.

For the other region with $t < -1/2^{1/3}$ the problem according to Table I is that the bound-state pole p_3 has a negative residue. The quotient is now

$$\begin{aligned} \frac{k_F}{|p_3(t)|} &= \frac{6|y(t)|}{|-i - e^{-i\pi/6}u(t)^{-1} + e^{i\pi/6}u(t)|} \\ &= \frac{6|y(t)|}{1 - \cos \phi - \sqrt{3} \sin \phi}. \end{aligned} \quad (25)$$

However, this region is not relevant for the minima in Fig. 2 because $t \leq -1/2^{1/3}$ implies that $u \leq 0.01852$, which is out of the region with minima, as one can check by simple inspection of Fig. 2.

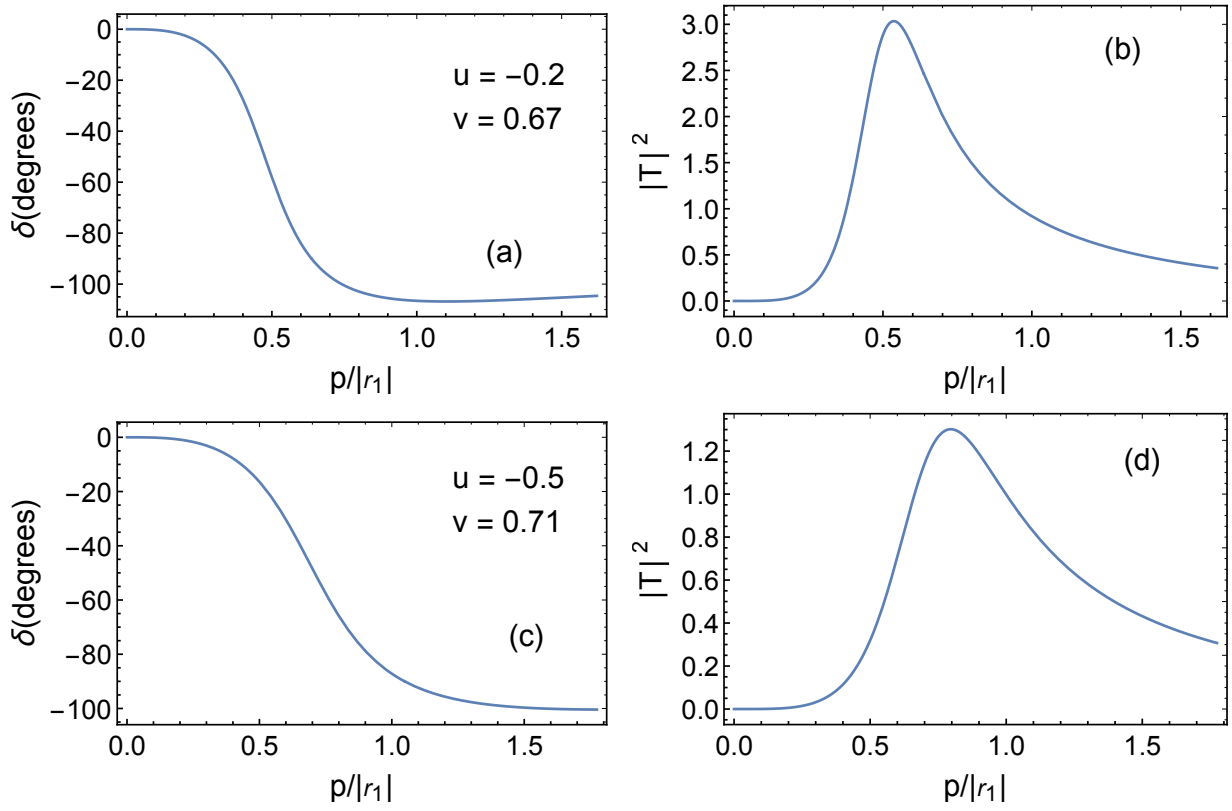


FIG. 3. Phase shifts and modulus squared of the P -wave scattering amplitude as a function of momentum in units of r_1 for two minima with $u < 0$ and $v > 0$. The upper two panels correspond to the minimum $u = -0.20$, $v = 0.67$ with $\bar{\mathcal{E}} < 0$, and the lower panels are for the minimum $u = -0.50$, $v = 0.71$ with $\bar{\mathcal{E}} > 0$. The interval of values shown in the p axis runs from 0 up to $2k_F$.

B. Discussion

For the four branches of minima of $\bar{\mathcal{E}}$ in Fig. 2 we check the value of the ratio $k_F/|p_2|$ in Eq. (20), which is the relevant one for determining the positions of the problematic poles with respect to k_F . The resulting values for this ratio are plotted in Fig. 5, with the panel (a) for the minima with $\bar{\mathcal{E}} < 0$ and the panel (b) for $\bar{\mathcal{E}} > 0$. We observe from the resulting curves that $k_F/|p_2| > 1$ and hence the non legitimate poles p_2 and p_3 are relevant for the densities involved in the degenerate gas of identical spin-1/2 fermions interacting in P -wave. In particular, the most important one for $r_1 > 0$ (< 0) is p_2 (p_3) which has positive real part.

Therefore, we conclude that a degenerate fermion gas at $T = 0$ with spin-independent P -wave interactions, characterized by scattering volume a_1 and effective momentum r_1 , is not stable. No acceptable minima of $\bar{\mathcal{E}}$ are found in the whole range of values for the scattering parameters, Fig. 5. This conclusion is complementary to that reached in Ref. [16] for polarized Fermi gas with identical fermions interacting in P -wave, so that no minima were found for normal matter. We have now extended this result also for the spin-balanced case.

We also move on with these considerations and apply them to the quadrants with $uv < 0$ and evaluate for every value of u and v the ratio between k_F and the modulus of the unacceptable pole(s), a ratio that we call $w(u, v)$.⁹ We divide the uv -plane in two regions as shown in Fig. 6: i) The one with $uv > 0$, which are free of unacceptable poles, and those with $uv < 0$ such that $w(u, v) < 0.5$. The reason for this upper bound is because in the calculation of t_m , Eq. (4), in-medium momenta up to $2k_F$ are involved in the function $L_m(p, a)$ of Eq. (3). ii) The rest of the quadrants with $uv < 0$ are shaded and for them the calculations are based on the use of ERE out of its radius of convergence. Without further information a conservative attitude requires its exclusion. Of course, the set of minima discussed above in more detail lie within the shaded areas of the uv -plane in Fig. 6, because $k_F/|p_2| > 1$ as already shown in Fig. 5.

Finally, we also consider the inspection of $\bar{\mathcal{E}}$ as a function of $-1/a_1 k_F^3$ for $r_1 = 0$. The ERE P -wave scattering amplitude simplifies then to $k^2(-1/a_1 - ik^3)^{-1}$. The

⁹ It is clear from Table I that if there are more than one unallowed pole the moduli of their pole positions are common to all of them.

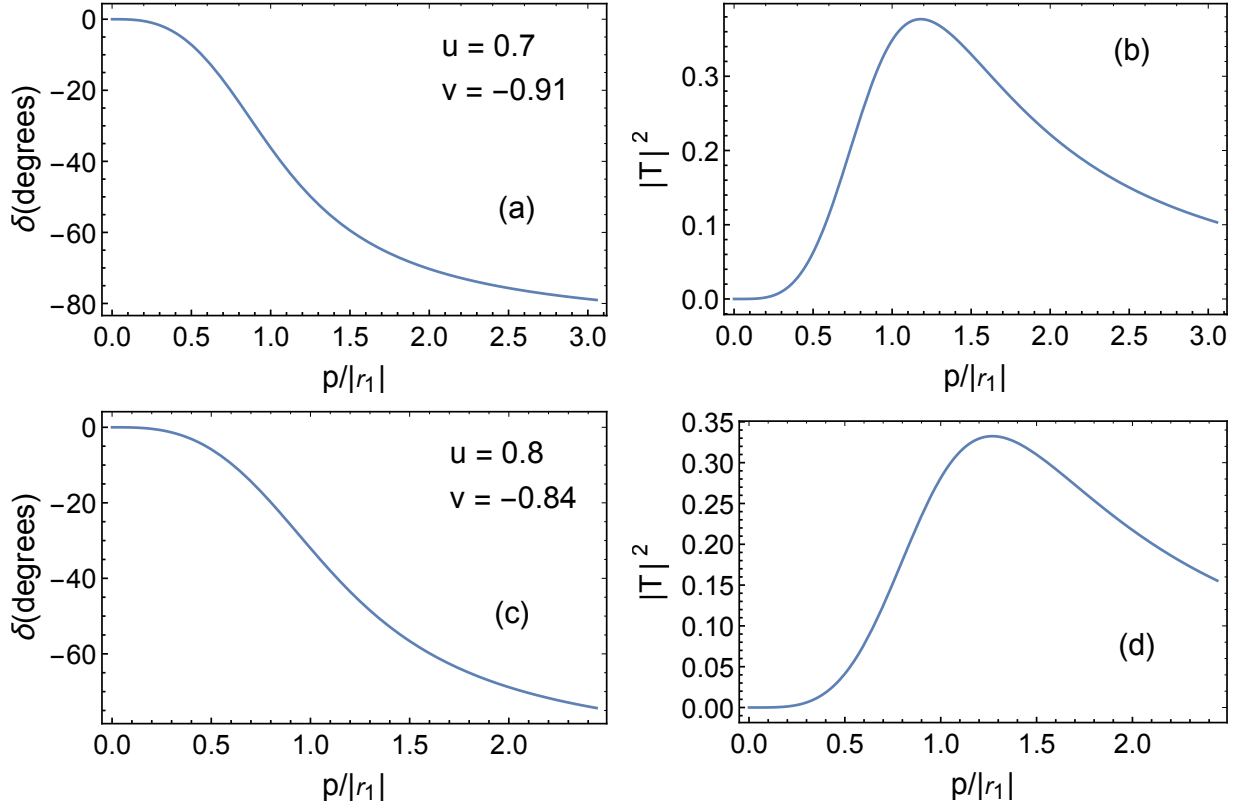


FIG. 4. Phase shifts and modulus squared of the P -wave scattering amplitude as a function of momentum in units of $|r_1|$ for two minima with $u > 0$ and $v < 0$. The upper two panels correspond to the minimum $u = 0.70$, $v = -0.91$ with $\bar{\mathcal{E}} < 0$, and the lower ones are for the minimum $u = 0.80$, $v = -0.84$ with $\bar{\mathcal{E}} > 0$. The interval of values shown in the p axis runs from 0 up to $2k_F$.

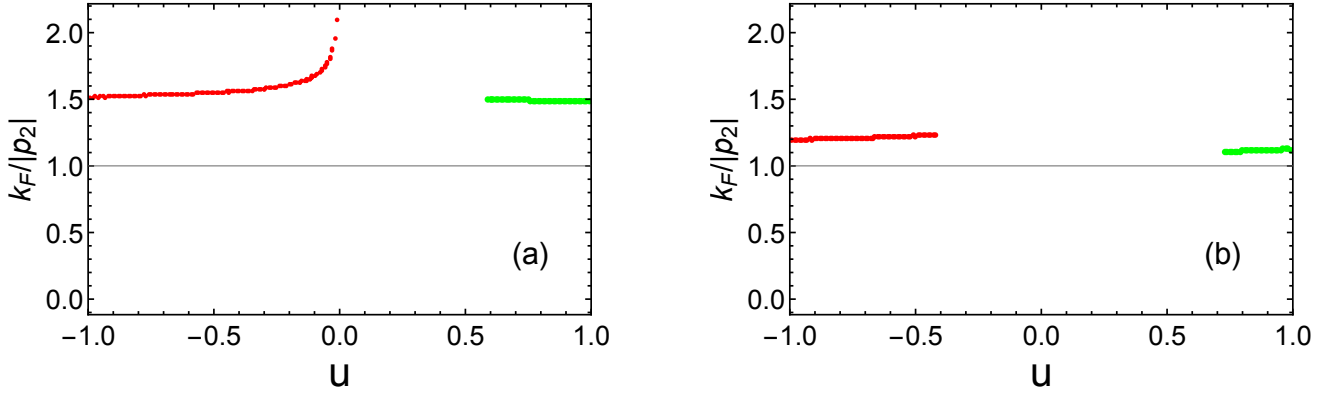


FIG. 5. The ratio $k_F/|p_2|$, Eq. (20), is plotted for the minima of $\bar{\mathcal{E}}$ shown in Fig. 2. The panel (a) corresponds to the branches of minima with $\bar{\mathcal{E}} < 0$, and the panel (b) to those with $\bar{\mathcal{E}} > 0$. We observe that the ratio is always greater than 1 for all the minima pinned down.

issue here is again the raise of unacceptable poles for $a_1 \geq 0$. Taking the limit $r_1 \rightarrow 0$ in the expression for p_i ,

$i = 1, 2, 3$, we have

$$\begin{aligned} p_1 &= -i \frac{1}{\alpha_1}, \\ p_2 &= \frac{\sqrt{3} + i}{2\alpha_1}, \\ p_3 &= \frac{-\sqrt{3} + i}{2\alpha_1}. \end{aligned} \quad (26)$$

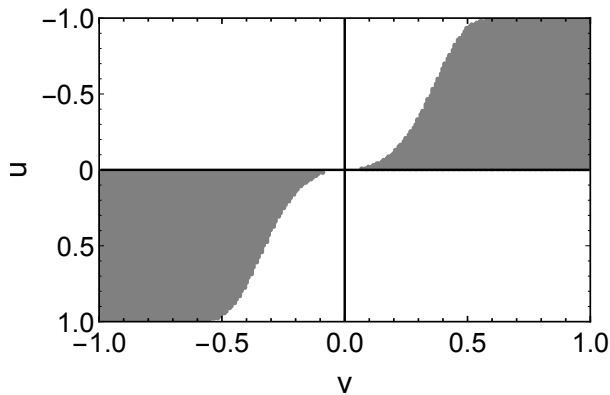


FIG. 6. The shaded regions in the quadrants with $uv < 0$ comprise those values of u and v for which $k_F/|p_2| > 0.5$, such that the calculation of $\bar{\mathcal{E}}$ requires to use the ERE beyond its applicability when expressed in terms of a_1 and r_1 . The white regions either do not have unacceptable poles ($uv > 0$) or if they do ($uv < 0$) then the ratio $k_F/|p_i| < 0.5$, with $|p_i|$ the absolute value of the pole position(s) of the problematic pole(s).

For $\alpha_1 > 0$ it follows that p_1 is a virtual state but p_2 and p_3 constitute a couple of resonance poles with positive imaginary part, which is not allowed. This settles that the radius of convergence of a well-behaved ERE should be smaller than $1/\alpha_1$ for $\alpha_1 > 0$. Therefore, in the perturbative regime in which $|a_1| \rightarrow 0$ this upper bound to the radius of convergence tends to infinity and poses no problem. However, as $a_1 \rightarrow +\infty$ the radius of convergence tends to zero at least as fast as $1/\alpha_1$.

Imposing then that $2k_F < 1/\alpha_1$ for $a_1 > 0$, the condition $8 \lesssim 1/a_1 k_F^3$ is required for an ERE study with only the scattering volume included to make sense. This translates at the level of the density of the system into the upper bound $\rho < 1/24\pi^2 a_1$.

IV. CONCLUSIONS

In summary, we have performed a non-perturbative renormalized calculation for unpolarized fermionic quantum liquids interacting with pure P -wave spin-independent interactions, which are characterized by the scattering volume a_1 and the effective range r_1 . We have then applied the novel formula of Ref. [20] that allows one to calculate the energy density of a spin-1/2 fermion many-body system directly in terms of the partial-wave amplitudes in vacuum by resumming the Hartree-Fock series in the ladder approximation. The minima of the energy per particle $\bar{\mathcal{E}}$ are searched in the whole space of P -wave scattering parameters and a rich structure of minima is observed. Out of the four branches of minima that result, one of them reaches values close to (but not strictly at) the unitary limit.

Further constraints are imposed on the existence of

these minima by establishing whether the pole structure of the vacuum scattering amplitudes is permissible. It is then observed that all the observed minima in $\bar{\mathcal{E}}$ correspond to scattering parameters that give rise to resonance poles with positive imaginary part in the complex momentum-plane, which is not acceptable by general arguments based on the Hermitian character of the Hamiltonian. Nonetheless, this is not sufficient reason to reject those minima because the ERE can give rise to artifacts beyond its radius of convergence, like generating unallowed poles, as we have exemplified with the 1P_1 and 3P_1 nucleon-nucleon P -wave scattering amplitudes. We have further inquired whether these problematic poles are directly affecting the interactions for the many-body system and found that this is actually the case, because the referred poles are located with a momentum smaller than k_F in absolute value. Then, we conclude that no stable minima result for spin-1/2 balanced Fermi gas in normal matter. Other regions of possible values of a_1 , r_1 and k_F have been also identified as lying beyond the radius of expansion of the ERE.

In addition, we have studied the energy per particle of this system around the unitary limit and given values for the leading universal parameters in an expansion in powers of k_F . It would be also interesting to apply these methods to other systems such as unbalanced-spin quantum liquids and/or interacting with higher partial waves.

ACKNOWLEDGEMENTS

We are grateful to Manuel Valiente for bringing this problem to our attention, for many useful discussions, his participation in the writing of the introduction and a critical reading of parts of the manuscript. This work has been supported in part by the MICINN AEI (Spain) Grants PID2019-106080GB-C21/AEI/10.13039/501100011033 and PID2019-106080GB-C22/AEI/10.13039/501100011033.

Appendix A: Properties of the minima

From the calculation of $\bar{\mathcal{E}}$ we can obtain other thermodynamic and mechanical properties of the minima by employing well-known thermodynamic identities. At the minimum the pressure P vanishes, while the chemical potential μ is simply $\bar{\mathcal{E}}$. We also consider the sound velocity c_s and the coefficient of compressibility K . At a minimum of $\bar{\mathcal{E}}$ these magnitudes fulfill the relations

$$c_s^2 = \frac{\partial P}{\partial \rho(m + \bar{\mathcal{E}})} = \frac{1}{m + \bar{\mathcal{E}}} \frac{\partial}{\partial \rho} \left(\rho^2 \frac{\partial \bar{\mathcal{E}}}{\partial \rho} \right), \quad (\text{A.1})$$

$$K^{-1} = c_s^2 \rho(m + \bar{\mathcal{E}}).$$

Another interesting relation is that $K^{-1} = \rho^2 \frac{\partial \mu}{\partial \rho}$, so that the derivative of the chemical potential with respect to

the density is positive at the minima. The calculated properties of the minima are plotted in Figs. 7 ($\bar{\mathcal{E}} < 0$) and 8 ($\bar{\mathcal{E}} > 0$), calculated with the sign of r_1 chosen such that $r_1 v > 0$, because then $k_F = r_1 \operatorname{arctanh} v > 0$ as it must (notice that for the minima $uv < 0$). From top to bottom and left to right, we plot a_1 , ρ (both in units of a_B^{-3}), $\bar{\mathcal{E}}$ in kelvin, c_s in m/s , the ratio c_s/v_F , where $v_F = k_F/m$ is the Fermi velocity, and K/K_{free} , with $K_{\text{free}} = \frac{k_F^5}{9\pi^2}$ the compressibility coefficient for a free Fermi gas.

In Fig. 7 the minima with $\bar{\mathcal{E}} < 0$ are considered. The left branch when approaching the unitary limit has a clear gas behavior with diverging K and vanishing ρ , $\bar{\mathcal{E}}$ and c_s in that limit. The other branch has a maximum value for a_1 of $67.2 a_B^{-1}$. For the branches with $\bar{\mathcal{E}} > 0$ drawn in Fig. 8 their scattering volumes are also bounded from above with the maxima values of $a_1 = 101.8 a_B^{-1}$ for $u < 0$, and $49.0 a_B^{-1}$ for $u > 0$. In both figures we observe that the density of particles has typical values of a few fermions in a volume of $10^3 a_B^3$. The sound velocity shows typical values of hundreds of m/s and, except in the case of diverging a_1 , it is larger than v_F .

Appendix B: Pole content as a function of t and r_1

We now analyze in detail the pole content from Eq. (15) as a function of t and r_1 , indicating the regions that are allowed and excluded according whether the properties of these poles are allowed or not.

1. Pole content for $t = -1/2^{1/3}$

At $t = -1/2^{1/3}$ it follows from Eq. (17) that

$$r_1 \alpha_1 = -54^{1/3}. \quad (\text{B.1})$$

The resulting pole positions are

$$p_1 = -\frac{ir_1}{3}, \quad (\text{B.2})$$

$$p_2 = p_1 = -\frac{ir_1}{3},$$

$$p_3 = \frac{ir_1}{6}, \quad (\text{B.3})$$

Region excluded $r_1 < 0$: we have a double bound-state pole which is **excluded** based on general considerations [37, 39].

Region allowed $r_1 > 0$: we have a double virtual-state pole and a bound state pole (p_3). The residue of the bound state is

$$\tau_3 = \frac{8}{r_1^2} > 0, \quad (\text{B.4})$$

The borderline value $r_1 = 0$ is excluded because all poles are degenerate $p_i = 0$ and they could be considered as a higher-order bound-state pole.

2. Pole content for $t < -1/2^{1/3}$

In this case $|z(t)| = 1$ because

$$z(t) = \frac{t}{(1 + t^3 + i\sqrt{-1 - 2t^3})^{1/3}}, \quad (\text{B.5})$$

$$|z(t)^3| = \sqrt{\frac{t^6}{(1 + t^3)^2 - 1 - 2t^3}} = 1,$$

and we write $z(t)$ in terms of its phase $\phi(t)$,

$$z(t) \equiv e^{i\phi(t)}, \quad t < -1/2^{1/3}. \quad (\text{B.6})$$

For $t \rightarrow -\infty$ then $u \rightarrow e^{i2\pi/3}$ and for $t \rightarrow -1/2^{1/3}$ one has $u \rightarrow -1$. Then, its phase moves from $\phi = \pi$ ($t \rightarrow -1/2^{1/3}$) to $\phi = 2\pi/3$ ($t \rightarrow -\infty$).

Let us now analyze the different pole positions. For the pole position p_1 we have

$$p_1 = -\frac{ir_1}{6}(1 + 2\cos\phi). \quad (\text{B.7})$$

For $\phi = 2\pi/3$ we have $1 + 2\cos\phi = 0$. For larger values of $\phi < \pi$ then

$$1 + 2\cos\phi < 1 + 2\cos 2\pi/3 = 0. \quad (\text{B.8})$$

Thus, if $r_1 > 0$ then p_1 is a bound state, otherwise ($r_1 < 0$) it is a virtual state. Regarding τ_1 we have

$$\tau_1 = \frac{24}{r_1^2(1 + 2\cos 2\phi)} > 0. \quad (\text{B.9})$$

This is so because $4\pi/3 < 2\phi < 2\pi$ and then $0 < 1 + 2\cos 2\phi$.

Pole position p_2 :

$$p_2 = \frac{ir_1}{6}(-1 + \cos\phi - \sqrt{3}\sin\phi). \quad (\text{B.10})$$

For $\pi < \phi < 2\pi/3$ it is trivial to conclude that $-1 + \cos\phi - \sqrt{3}\sin\phi < 0$ and then p_2 is a bound state for $r_1 < 0$ and a virtual state for $r_1 > 0$. Regarding its residue,

$$\tau_2 = \frac{12\operatorname{cosec}^2\phi}{r_1^2(1 - \sqrt{3}\cot\phi)} > 0, \quad (\text{B.11})$$

because $\cot\phi < 0$ for $\pi < \phi < 2\pi/3$.

Pole position p_3 :

$$p_3 = \frac{ir_1}{6}(-1 + \cos\phi + \sqrt{3}\sin\phi). \quad (\text{B.12})$$

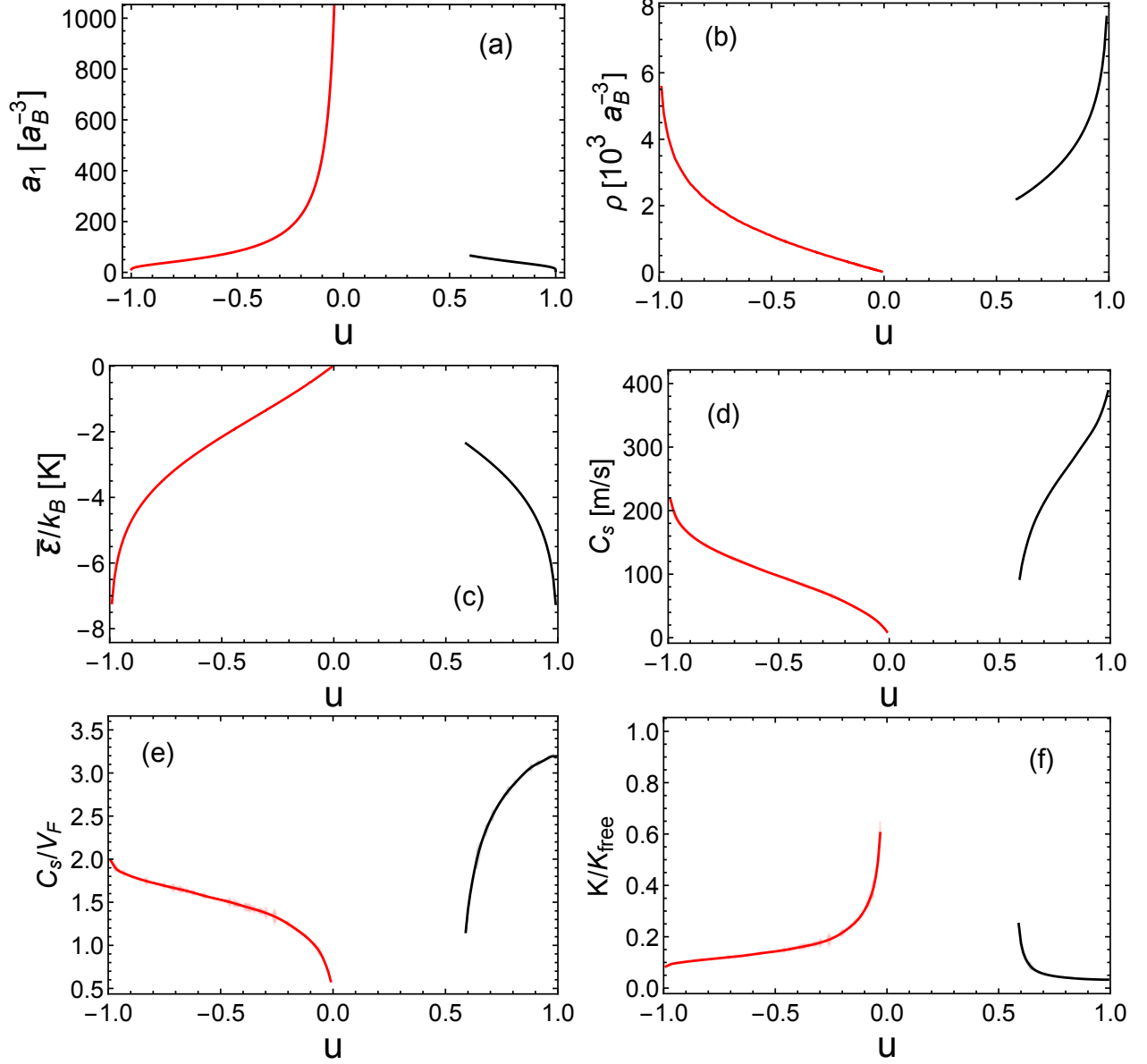


FIG. 7. Properties for the minima with $\bar{\mathcal{E}} < 0$. From top to bottom and left to right $a_1 [a_B^{-3}]$, $\rho [a_B^{-3}]$, $\bar{\mathcal{E}}/k_B [K]$, $c_s [m/s]$, c_s/v_F and K/K_{free} are plotted.

For $\phi = \pi$ then $-1 + \cos \phi + \sqrt{3} \sin \phi = -2$. As ϕ decreases towards the limit value of $2\pi/3$ then $\cos \phi + \sqrt{3} \sin \phi$ becomes larger since both $\cos \phi$ and $\sin \phi$ increases and for $\phi = 2\pi/3$ one has that $-1 + \cos \phi + \sqrt{3} \sin \phi = 0$. Therefore, $-1 + \cos \phi + \sqrt{3} \sin \phi < 0$ for $\pi < \phi < 2\pi/3$. Thus, p_3 is bound state for $r_1 < 0$ and a virtual state for $r_1 > 0$. The p_3 pole is shallower than p_2 . Regarding τ_3 ,

$$\tau_3 = \frac{12 \operatorname{cosec}^2 \phi}{r_1^2 (1 + \sqrt{3} \cot \phi)} < 0, \quad (\text{B.13})$$

since $1 + \sqrt{3} \cot \phi < 0$ for $2\pi/3 < \phi < \pi$, being zero for $\phi = 2\pi/3$.

Region Excluded: $r_1 < 0$ because p_3 is a bound

state with negative residue.

Region Allowed: $r_1 > 0$ since p_3 becomes a virtual state pole.

The borderline value $r_1 = 0$ should be excluded because all poles are degenerate at $p_i = 0$, and they could be considered bound states.

3. Pole content for $t > -1/2^{1/3}$

For these values of t then $z(t) \in \mathbb{R}$. We have that $z < 0$ for $-1/2^{1/3} < t < 0$ and $z > 0$ for $t > 0$.

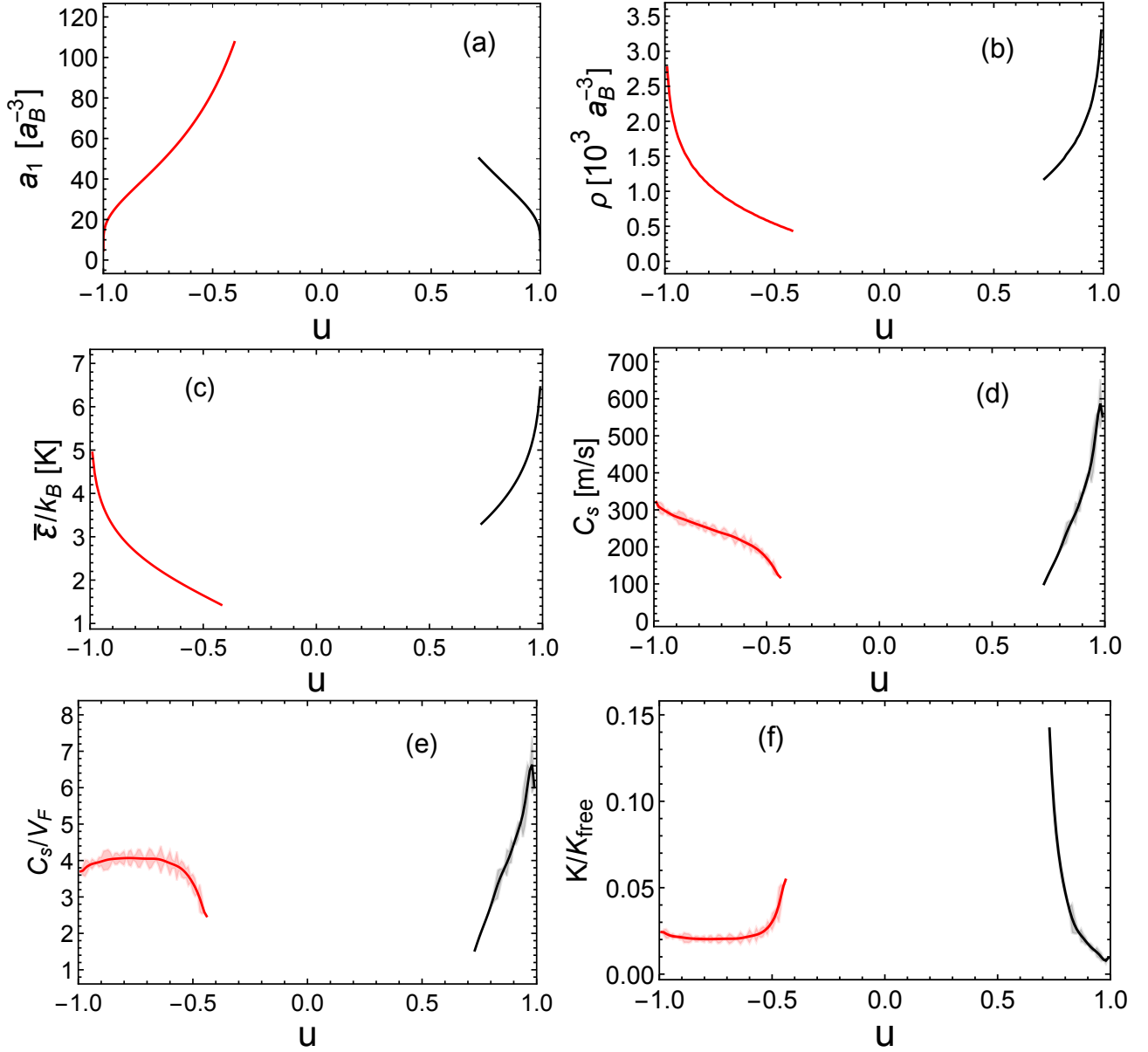


FIG. 8. Properties for the minima with $\bar{\mathcal{E}} > 0$. The light shaded areas reflect the remaining numerical uncertainty in our calculation. For the rest see the caption in Fig. 7.

Pole position p_1 :

$$p_1 = -\frac{ir_1}{6}(1 + z + z^{-1}). \quad (\text{B.14})$$

For $-1/2^{1/3} < t < 0$, i.e. $-1 < z < 0$, then $h(z) \equiv 1 + z + z^{-1}$ has values within the interval $(-\infty, -1)$, while for $0 < t$, i.e. $0 < z$, then $h(z)$ decreases from $+\infty$ to 0 as z increases. As a result, p_1 is either a bound state or a virtual state depending on the range of values of t for a given r_1 according to:

- a) $-1/2^{1/3} < t < 0$: p_1 is a bound state for $r_1 > 0$, and a virtual state if $r_1 < 0$.
- b) $0 < t$: p_1 is a virtual state for $r_1 > 0$, while p_1 is a

bound state when $r_1 < 0$.

Regarding its residue τ_1 ,

$$\tau_1 = \frac{24z^2}{r_1^2(1 + z^2 + z^4)} > 0 \quad (\text{B.15})$$

for non-vanishing z , and no extra constraint stems from here.

The poles p_2 and p_3 are resonance poles that share the same imaginary part and have real parts with different

sign. Their imaginary and real parts are, respectively,

$$\begin{aligned} \text{Imp}_2 = \text{Imp}_3 &= \frac{r_1}{12z}(1-z)^2, \\ \text{Rep}_2 = -\text{Rep}_3 &= \frac{r_1\sqrt{3}(1-z^2)}{12z}. \end{aligned} \quad (\text{B.16})$$

Then, in the range $-1/2^{1/3} < t < 0$ ($z > 0$) we have $\text{Imp}_2 < 0$ for $r_1 > 0$, while $\text{Imp}_2 > 0$ if $r_1 < 0$, which is **excluded**. In turn, for $0 < t$ ($0 < z$) it follows that $\text{Imp}_2 > 0$ for $r_1 > 0$, which is **excluded**, while $\text{Imp}_2 < 0$ for $r_1 < 0$.

-
- [1] J. P. Hansen and I. R. McDonald, *Theory of Simple Liquids* (Academic Press, Oxford, 2013).
 - [2] A. Leggett, *Quantum Liquids: Bose Condensation and Cooper Pairing in Condensed-Matter Systems* (Oxford University Press, Oxford, 2006).
 - [3] R. A. Aziz and M. J. Slaman, *J. Chem. Phys.* **94**, 8047 (1991).
 - [4] D. S. Petrov, *Phys. Rev. Lett.* **115**, 155302 (2015), [arXiv:1506.08419 \[cond-mat.quant-gas\]](#).
 - [5] C. R. Cabrera, L. Tanzi, J. Sanz, B. Naylor, P. Thomas, P. Cheiney, and L. Tarruell, *Science* **359**, 301 (2017).
 - [6] P. Cheiney, C. R. Cabrera, J. Sanz, B. Naylor, L. Tanzi, and L. Tarruell, *Phys. Rev. Lett.* **120**, 135301 (2018).
 - [7] G. Semeghini, G. Ferioli, L. Masi, C. Mazzinghi, L. Wolswijk, F. Minardi, M. Modugno, G. Modugno, M. Inguscio, and M. Fattori, *Phys. Rev. Lett.* **120**, 235301 (2018), [arXiv:1710.10890 \[cond-mat.quant-gas\]](#).
 - [8] A. Fetter and J. Walecka, *Quantum Theory of Many-Particle Systems* (McGraw-Hill, New York, 1971).
 - [9] C. Ticknor, C. A. Regal, D. S. Jin, and J. L. Bohn, *Phys. Rev. A* **69**, 042712 (2004), [arXiv:cond-mat/0611022 \[cond-mat\]](#).
 - [10] C. H. Schunck, M. W. Zwierlein, C. A. Stan, S. M. F. Raupach, W. Ketterle, A. Simoni, E. Tiesinga, C. J. Williams, and P. S. Julienne, *Phys. Rev. A* **71**, 045601 (2005), [arXiv:cond-mat/0407373 \[cond-mat\]](#).
 - [11] J. Zhang, E. G. M. van Kempen, T. Bourdel, L. Khaykovich, J. Cubizolles, F. Chevy, M. Teichmann, L. Tarruell, S. J. J. M. F. Kokkelmans, and C. Salomon, *Phys. Rev. A* **70**, 030702(R) (2004).
 - [12] S. Dong, Y. Cui, C. Shen, Y. Wu, M. K. Tey, L. You, and B. Gao, *Phys. Rev. A* **94**, 062702 (2016), [arXiv:1610.01739 \[cond-mat.quant-gas\]](#).
 - [13] Y. T. Chang, R. Senaratne, D. Cavazos-Cavazos, and R. G. Hulet, *Phys. Rev. Lett.* **125**, 263402 (2020), [arXiv:2007.03723 \[physics.atom-ph\]](#).
 - [14] A. S. Marcum, F. R. Fonta, A. M. Ismail, and K. M. O'Hara, (2020), [arXiv:2007.15783 \[physics.atom-ph\]](#).
 - [15] C. Chin, R. Grimm, P. Julienne, and E. Teisinga, *Rev. Mod. Phys.* **82**, 1225 (2010), [arXiv:0812.1496 \[cond-mat.other\]](#).
 - [16] V. Gurarie and L. Radzihovsky, *Annals Phys.* **322**, 2 (2007), [arXiv:cond-mat/0611022 \[cond-mat\]](#).
 - [17] K. Holinde, *Phys. Rept.* **68**, 121 (1981).
 - [18] A. Lacour, J. A. Oller, and U.-G. Meissner, *Annals Phys.* **326**, 241 (2011), [arXiv:0906.2349 \[nucl-th\]](#).
 - [19] R. Abbott *et al.* (LIGO Scientific, KAGRA, VIRGO), *Astrophys. J. Lett.* **915**, L5 (2021), [arXiv:2106.15163 \[astro-ph.HE\]](#).
 - [20] J. M. Alarcón and J. A. Oller, *Annals Phys.* **437**, 168741 (2022), [arXiv:2106.02652 \[nucl-th\]](#).
 - [21] C. A. Bertulani, H. W. Hammer, and U. Van Kolck, *Nucl. Phys. A* **712**, 37 (2002), [arXiv:nucl-th/0205063](#).
 - [22] J. A. Oller, *Phys. Rev. C* **65**, 025204 (2002), [arXiv:hep-ph/0101204](#).
 - [23] U. G. Meißner, J. A. Oller, and A. Wirzba, *Annals Phys.* **297**, 27 (2002), [arXiv:nucl-th/0109026](#).
 - [24] J. A. Oller, *J. Phys. G* **46**, 073001 (2019), [arXiv:1902.06065 \[nucl-th\]](#).
 - [25] D. Thouless, *Ann. Phys.* **10**, 553 (1960).
 - [26] A. Dobado, F. J. Llanes-Estrada, and J. A. Oller, *Phys. Rev. C* **85**, 012801 (2012), [arXiv:1107.5707 \[gr-qc\]](#).
 - [27] T. Schäfer, C.-W. Kao, and S. R. Cotanch, *Nucl. Phys. A* **762**, 82 (2005), [arXiv:nucl-th/0504088](#).
 - [28] N. Kaiser, *Nucl. Phys. A* **860**, 41 (2011), [arXiv:1102.2154 \[nucl-th\]](#).
 - [29] N. Kaiser, *Eur. Phys. J. A* **48**, 148 (2012), [arXiv:1210.0783 \[nucl-th\]](#).
 - [30] J. V. Steele, (2000), [arXiv:nucl-th/0010066](#).
 - [31] H. W. Hammer, S. König, and U. van Kolck, *Rev. Mod. Phys.* **92**, 025004 (2020), [arXiv:1906.12122 \[nucl-th\]](#).
 - [32] A. Boulet and D. Lacroix, *J. Phys. G* **46**, 105104 (2019), [arXiv:1902.05477 \[nucl-th\]](#).
 - [33] K. Gottfried, *Quantum Mechanics. Vol. I. Fundamentals* (Advanced Book Classics. Addison-Wesley Publishing Company, Reading, Massachusetts, 1989).
 - [34] U. van Kolck, *Nucl. Phys. A* **645**, 273 (1999), [arXiv:nucl-th/9808007](#).
 - [35] D. R. Phillips, S. R. Beane, and T. D. Cohen, *Annals Phys.* **263**, 255 (1998), [arXiv:hep-th/9706070](#).
 - [36] J. A. Oller, *Annals Phys.* **396**, 429 (2018), [arXiv:1710.00991 \[hep-ph\]](#).
 - [37] N. Hu, *Phys. Rev.* **74**, 131 (1948).
 - [38] R. Navarro Pérez, J. E. Amaro, and E. Ruiz Arriola, *J. Phys. G* **43**, 114001 (2016), [arXiv:1410.8097 \[nucl-th\]](#).
 - [39] Y. N. Demkov and G. F. Drukarev, *Soviet Physics JETP* **22**, 479 (1966).