

Quadratic and Higher-Order Unconstrained Binary Optimization of Railway Dispatching Problem for Quantum Computing

Krzysztof Domino ^{*1}, Akash Kundu ^{†1,3}, Özlem Salehi ^{‡1}, and Krzysztof Krawiec ^{§2}

¹Institute of Theoretical and Applied Informatics, Polish Academy of Sciences,
Bałtycka 5, 44-100 Gliwice, Poland

²Silesian University of Technology, Faculty of Transport and Aviation Engineering,
Akademicka 2A, 44-100 Gliwice, Poland

³Joint Doctoral School, Silesian University of Technology, Akademicka 2A, 44-100
Gliwice, Poland

October 25, 2021

Abstract

As consequences of disruptions in railway traffic affect passenger experience/satisfaction, appropriate dispatching decisions are necessary. The problem of optimal scheduling the order of trains is known to be NP-hard, given the numerous restrictions of traffic nature. With the recent advances in quantum technologies, quantum annealing has become an alternative method to solve optimization problems. To use quantum annealing, the problem needs to be encoded in QUBO (quadratic unconstrained binary optimization) or HOBQ (higher-order binary optimization) formulation. This paper introduces QUBO and HOBQ representations for dispatching problems of railway traffic management, the latter is a new approach up to our knowledge. This new approach takes into account not only the single-track lines, but also the double- and multi-track lines. We consider the conditions of minimal span between trains, minimal stay on stations, track occupation, and rolling stock circulation. Furthermore, a hybrid algorithm is presented that allows obtaining better solutions compared to the ordinary approach. We demonstrate the implementation on the D-Wave Quantum Processing Unit and its hybrid solver.

Keywords

higher-order binary optimization, railway scheduling, hybrid algorithm, D-Wave annealer.

1 Introduction

Public transport is perceived as a more sustainable and ecological alternative to individual mobility (Batty, Palacin, & González-Gil, 2015; Mulley, Nelson, Ison, Tsoi, & Loo, 2021). The

*kdomino@iitis.pl, ORCID: 0000-0001-7386-5441

†akundu@iitis.pl, ORCID: 0000-0002-3540-1061

‡osalehi@iitis.pl, ORCID: 0000-0003-2033-2881

§krzysztof.krawiec@polsl.pl, ORCID: 0000-0002-7447-3447

increasing density of train traffic causes dispatching problems in case of disturbances. No matter what the reason of the failure is (e.g., technical malfunction of traffic control system), the objective of railway traffic management is to reduce delay propagation (Corman, D’Ariano, Pranzo, & Hansen, 2011; Larsen, Pranzo, D’Ariano, Corman, & Pacciarelli, 2014; Törnquist & Persson, 2007). Failure to resolve them quickly and efficiently can cause inconvenience for the passengers and increase the costs.

There is a vast amount of research in the scope of resuming the railway system’s capacity and proper functioning after a disruption (Mattsson & Jenelius, 2015). One may take advantage from job-shop approaches (parallel machine approach (Liu & Kozan, 2009), machine unit approaches (Lange & Werner, 2018) and buffer approaches (Burdett & Kozan, 2010)), order and precedence variables (Corman, D’Ariano, Hansen, Pacciarelli, & Pranzo, 2011) or discrete-time units (Harrod, 2009). In detail, the parallel machine approach means that trains have a fixed route within the station. In the machine unit approach, trains have flexible routes within a station, and only a given number of trains can be at the station at once. In the buffer approach, there are flexible routes within the station, and the station traffic is not considered in the model.

There are also publications in which other techniques like genetic algorithms and deep learning techniques are used; one may find out more in numerous review papers, e.g. (Cordeau, Toth, & Vigo, 1998; Corman & Meng, 2015; Wen et al., 2019) in the scope of optimization methods to solve railway dispatching problems. Given the NP-hardness of such scheduling problems and their complexity, it is very challenging to solve it on current computational devices in a reasonable time. We expect quantum computing to offer novel opportunities to overcome these limitations.

This paper is a follow-up of Domino, Koniorczyk, Krawiec, Jałowicki, and Gardas (2020) which comprises a dispatching problem encoded using QUBO (quadratic unconstrained binary optimization) on a single-track railway line. Now we remove the restriction of single-track lines making it possible to deal with typical traffic management problems also on double- and multi-track lines with stations. However, contrary to Domino et al. (2020), we use a parallel machine approach improved by rerouting, resulting in a hybrid algorithm. The goal of this paper is to present the QUBO (quadratic unconstrained binary optimization) and HOBO (higher-order binary optimization) representations for typical railway traffic management problems, in which we include the conditions of the minimal span between trains, minimal stay on stations, station/track occupation, and rolling stock circulation. We introduce a hybrid algorithm that can be used to solve railway dispatching problems using quantum annealers or any other QUBO-based optimization device.

The motivation of this paper is to demonstrate that it is possible to encode typical railway infrastructure and traffic conditions as QUBOs and HOBOS, making the problems quantum computing ready. Quantum computing can be used for optimization, which is the core of the algorithm to solve the railway dispatching problem. Our paper follows other research efforts towards solving transportation-related problems using quantum annealers (Borowski et al., 2020; Ikeda, Nakamura, & Humble, 2019; Salehi, Glos, & Miszczak, 2021) or Quantum Approximated Optimization Algorithm (QAOA) (Glos, Krawiec, & Zimborás, 2020). HOBOS are considered in some of the mentioned papers for various transportation problems. However, up to our knowledge, we use HOBOS to address the railway scheduling problem for the first time.

The paper is organized as follows. Section 2 gives a brief overview of the railway system model, which consists of infrastructure and traffic. In this section, we present the notions and formalism to describe the problem of railways dispatching. In Section 3, we describe our approach, including algorithm. We first present a linear programming representation, setting out the foundations for QUBO and HOBO formulations. We demonstrate the formulations in Section 4 both theoretically and using numerical calculations. The last section contains

conclusions and a discussion on the possibility of further development of QUBO and HOBQ representations to address railway dispatching problems.

2 Railway system model

We consider a railway system dispatched via a train control system. We look at this system from the dispatching perspective. Trains run along the railway lines according to a *schedule*. The lines are split onto *line blocks* according to the signaling; each block can be occupied by only one train at a time.

We distinguish (1) single-track lines, (2) double-track lines, and (3) multi-track lines. *Single-track* lines are characterized by the fact that trains can M-P (meet and pass) and M-O (meet and overtake) only at stations. The regular use of the *double-track* lines is such that trains are heading in one direction on one track and in the second direction on the other track (M-P is allowed on the line), and given this M-O is also only possible at stations. Both on single and double-track lines, two trains can follow one another if they keep the minimal span (minimal distance between the trains to preserve safety conditions). We treat *multi-track* lines as two or more lines parallel to each other (single-track lines, double-track lines or the combination). Apart from stations, there may be passenger stops on railway lines. Some trains may have scheduled stops there – we model them by extending line block occupation time.

Trains may change lines at branch junctions or stations. The primary task of branch junctions is to allow trains to change lines. However, the dispatcher may also use them to change tracks within the line with limited M-O possibilities. The functions of railway stations are more extensive than the branch junctions. The train can proceed through the station without stopping, with a scheduled commercial stop or a technical stop (e.g., to be overtaken by a faster train). The train can also terminate at the station or set off from one – in this case, *shunting* may be required. There are different station tracks used by the trains (e.g., a platform track if the train stops at the station). We assume that passenger trains are due to stop at scheduled platforms and consider a platform change an unusual case. The stations consist of *station blocks* that are interconnected by several railroad switches (referred to as *switches*).

A *conflict* is an inadmissible situation that occurs when at least two trains occupy the same station block sections or a part of it (e.g., a switch) (D’ariano, Pacciarelli, & Pranzo, 2007). Importantly, we assume that the initial schedule is *conflict-free*.

For simplicity, let us assume that the trains move along a fixed, pre-set sequences of blocks. We will refer to this as the *default settings*. However, conflicts may appear due to *delays* which we define as the difference between the actual realization time $t(j, m)$ of the action m by train j and the scheduled time $t_{\text{schedule}}(j, m)$ of this action:

$$d(j, m) = t(j, m) - t_{\text{schedule}}(j, m). \quad (1)$$

In most cases, an action can be regarded as entering or leaving a particular station s .

Following D’ariano et al. (2007), we split the delays into *unavoidable* $d_U(j, m)$ and *secondary* $d_s(j, m)$ in the following manner:

$$d(j, m) = d_U(j, m) + d_s(j, m). \quad (2)$$

By unavoidable delay, we understand a minimal delay caused by some external factor and spreading through the network if there was no other traffic. The secondary delays comprise extra delay beyond unavoidable caused by conflicts. The latter are of main interest to us.

As it is important not to extend the delays, we assume that the secondary delays are limited by the parameter $d_{\max}(j, m)$:

$$\begin{aligned} 0 &\leq d_s(j, m) \leq d_{\max}, \\ d_U(j, m) + t_{\text{schedule}}(j, m) &\leq t(j, m) \leq d_{\max} + d_U(j, m) + t_{\text{schedule}}(j, m). \end{aligned} \quad (3)$$

Note that in the subsequent part of the paper the limit set out in Eq. (3) is fulfilled by $t(j, m)$, see Eq. (1). Following Domino et al. (2020), we use the weighted delay objective function that will be introduced specifically further in this paper.

Solving conflicts require dispatching decisions which we firstly encode by linear constraints using integer variables. Having m as the conflicted traffic action, we use the precedence variables (Lange & Werner, 2018):

$$y(j, j', m) \in \{0, 1\}, \quad (4)$$

that is 1 if j performs action m before j' and 0 otherwise. Hence,

$$y(j, j', m) = 1 - y(j', j, m). \quad (5)$$

(The precedence variable implementation appears to be more efficient than the order variable implementation (Lange & Werner, 2018).) For ease of comprehension, Table 1 provides a summary of the notations used in this paper.

3 Algorithm

We aim to solve a railway dispatching problem of setting order of already delayed trains having the limited resources in terms of infrastructure and traffic regulations. We follow the general idea set out in Shimada, Shibuya, and Shibasaki (2021) where the widespread optimization problem needs to be decomposed into smaller components to demonstrate the supremacy of quantum or quantum-inspired approach. In our case, we propose the decomposition that mimics some real-life dispatching practices. Namely, trains follow their default route as long as it does not cause distortion. Here we have the sub-problem to be optimized by classical, quantum, or hybrid quantum-classical resources. If a solution is not satisfactory, we can change the path of the selected trains (aka reroute them) using the classical approach and then solve the new sub-problem. We propose the following algorithm summarized in Fig. 1. The red region indicates the part that can be performed using the quantum (or quantum-inspired) resource at the current state of the art. As quantum computing becomes more and more advanced in the future, we will be moving the quantum border wider and wider to cover the whole algorithm finally.

We start from the given infrastructure, schedule, maximal possible secondary delay parameter, priorities of the individual trains, and the default trains routes (aka default setting). Then we perform optimization and check both feasibility of the solution as well as the objective value. If the solution is infeasible, we pick the non-feasible conflict. Similarly, if we find the objective value too high, we pick the conflict, increasing the objective value the most. From this conflict, we pick one train (the one with lower priority) and reroute it by:

1. changing the track to the parallel one,
2. changing the platform at the station,
3. changing the path within the station.

We repeat the procedure until we get a satisfactory objective value or we achieve some stopping condition.

The optimization sub-problem (red) can be encoded either as a linear program, or following the QUBO or HOBQ approaches. We use the following notation:

Symbol	Description
$j \in \mathcal{J}, (j, j')$	train, pair of trains
$\mathcal{J}^d, \mathcal{J}_{\text{single}}^o$	set of trains heading in the same direction, in opposite directions on the single track line
$s \in \mathcal{S}, (s, s'), \mathcal{S}_j$	station, pair of stations, the sequence of stations in the route of train j
$\mathcal{J}_s^{\text{track}}, \mathcal{J}_s^{\text{switch}}$	set of trains that use the same (platform) track, switch at station
$\mathcal{J}_s^{\text{round}}$	the set of all pairs of trains such that j terminates at s turn around and starts from s as j'
$\mathcal{C}_j, \mathcal{C}_{j, j'}$	set of all subsequent pairs of stations in the route of j , common route of j, j'
m	particular action of the train, e.g. entering station, leaving station, entering switch, ...
$t(j, m)$	time of performing particular action, e.g. entering switch, entering/leaving station by train j
$t_{\text{schedule}}(j, s_{\text{in}}), t_{\text{schedule}}(j, s_{\text{out}})$	scheduled time of entering, leaving station s by train j
$t_U(j, s_{\text{out}})$	minimal time the train j is ready to leave s , provided the initial conditions and that no other trains are on the route
$d(j, s_{\{\text{in}, \text{out}\}}), d_U(j, s_{\{\text{in}, \text{out}\}}), d_s(j, s_{\{\text{in}, \text{out}\}})$	delay, unavoidable delay, secondary delay of train j on entering, leaving station s
d_{max}	maximum possible (acceptable) secondary delay of all trains
$\tau^{(\text{stop})}, \tau^{(\text{pass})}, \tau^{(\text{blocks})}, \tau^{(\text{res.})}, \tau^{(\text{prep.})}$	minimal times of completing particular tasks
$y(j, j', m) \in \{0, 1\}$	binary variable that is 1 if train j performs action m before train j'
$x_{j, t, s} \in \{0, 1\}$	binary variable that is 1 if train j leaves station s at time t

Table 1: Summary of the notations used in the paper.

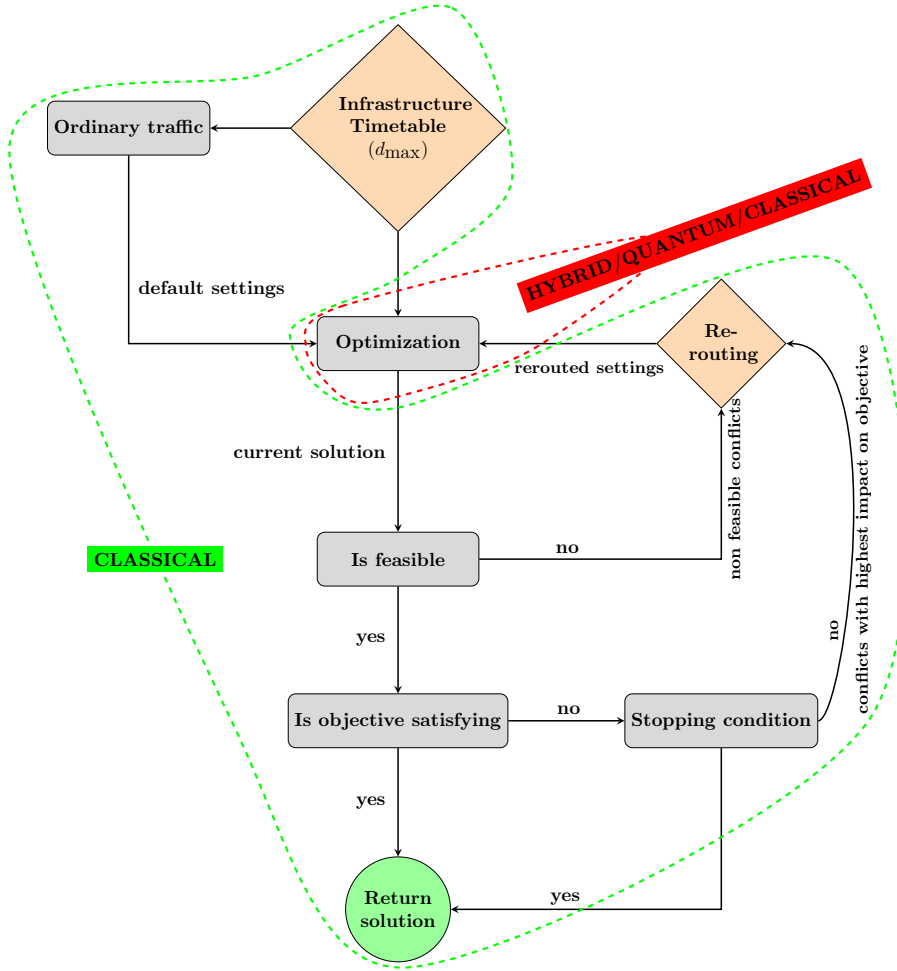


Figure 1: The algorithm of quantum, classical, and hybrid quantum-classical railway dispatching optimisation.

1. $\tau^{(\text{pass})}(j, s, s')$ – the minimal passing time of j between s and s' (the time it takes train j to travel from s to s'),
2. $\tau^{(\text{blocks})}(j, s, s')$ – the minimal time required for j (traveling from s to s') to release blocks to allow another train to follow at a top speed,
3. $\tau^{(\text{stop})}(j, s)$ – the minimal stopping time at the station s by train j ,
4. $\tau^{(\text{prep.})}(j, j', s)$ – the minimal rolling stock preparation time,
5. $\tau^{(\text{res.})}(j, j', s)$ – time of using the conflicted resource (i.e. set of swishes) by train j and j' at stations s .

Let us now discuss first the linear programming representation in more detail, which will form the basis for the QUBO and HOBQ formulations.

3.1 Linear programming representation

For the linear programming approach, we use the time variables directly (limited by Eq. (3)) and the binary precedence variables (as in Eq. (4)). The objective function is defined as:

$$f(d) = \sum_{j \in \mathcal{J}} w_j \sum_{s \in S_j} \frac{d_s(j, s_{\text{out}})}{d_{\text{max}}}, \quad (6)$$

where w_j is the particular weight reflecting the priority of the j 'th train.

For clarity of presentation referring to Eq. (1), we can introduce the minimal time train j is ready to leave s provided the initial conditions and that no other trains are on the route:

$$t_U(j, s_{\text{out}}) = d_U(j, s_{\text{out}}) + t_{\text{schedule}}(j, s_{\text{out}}). \quad (7)$$

It follows that $t_s = t - t_U = d - d_U = d_s$, yielding t - dependent objective

$$f(t) = \sum_{j \in \mathcal{J}} w_j \sum_{s \in S_j} \frac{t_s(j, s_{\text{out}})}{d_{\text{max}}}. \quad (8)$$

We also need the following conditions to be satisfied.

Minimal passing time condition:

$$\forall j \in \mathcal{J} \forall (s, s') \in \mathcal{C}_j \quad t(j, s'_{\text{in}}) = t(j, s_{\text{out}}) + \tau^{(\text{pass})}(j, s, s'). \quad (9)$$

Minimal span condition:

$$\begin{aligned} \forall j, j' \in \mathcal{J}^d \quad \forall (s, s') \in \mathcal{C}_{j, j'} \quad y(j, j', s_{\text{out}}) = 1 &\implies \\ t(j', s_{\text{out}}) \geq t(j, s_{\text{out}}) + \tau^{(\text{blocks})}(j, s, s') + \max\{0, \tau^{(\text{pass})}(j, s, s') - \tau^{(\text{pass})}(j', s, s')\}, \end{aligned} \quad (10)$$

and

$$\forall j, j' \in \mathcal{J}^d \quad \forall (s, s') \in \mathcal{C}_{j, j'} \quad y(j, j', s_{\text{out}}) + y(j', j, s_{\text{out}}) = 1. \quad (11)$$

Single track line condition:

$$\forall j, j' \in \mathcal{J}_{\text{single}}^o \quad \forall (s, s') \in \mathcal{C}_{j, j'} \quad y(j, j', s, s') = 1 \implies t(j', s'_{\text{out}}) \geq t(j, s'_{\text{in}}) + \tau^{(\text{res.})}(j, j', s'), \quad (12)$$

and

$$\forall j, j' \in \mathcal{J}_{\text{single}}^o \quad \forall (s, s') \in \mathcal{C}_{j, j'} \quad y(j, j', s, s') + y(j', j, s', s) = 1, \quad (13)$$

where $y(j, j', s, s')$ is a precedence binary variable determining which train enters first the single track line between s and s' .

Minimal stay condition:

$$\forall j \in \mathcal{J} \quad \forall s \in S_j \quad t(j, s_{\text{out}}) \geq t(j, s_{\text{in}}) + \tau^{(\text{stop})}(j, s), \quad (14)$$

and

$$\forall j \in \mathcal{J} \quad \forall s \in S_j \quad t(j, s_{\text{out}}) \geq t_{\text{schedule}}(j, s_{\text{out}}). \quad (15)$$

Rolling stock circulation condition:

$$\forall s \in S \quad \forall (j, j') \in \mathcal{J}_s^{\text{round}} \quad t(j', s_{\text{out}}) \geq t(j, s_{\text{in}}) + \tau^{(\text{prep.})}(j, j', s). \quad (16)$$

Track occupancy condition:

$$\forall s \in S \quad \forall j, j' \in \mathcal{J}_s^{\text{track}} \quad y(j, j', s_{\text{out}}) = 1 \implies t(j', s_{\text{in}}) \geq t(j, s_{\text{out}}) + \tau^{(\text{res.})}(j, j', s). \quad (17)$$

Switch occupancy condition:

$$\forall s \in S \forall_{j, j' \in \mathcal{J}_s^{\text{switch}}} y(j, j', s) = 1 \implies t(j', s^*) \geq t(j, s^{**}) + \tau^{(\text{res.})}(j, j', s), \quad (18)$$

where s^* , s^{**} may be s_{in} or s_{out} depending on the particular situation on the station. This condition is (partially) integrated with the **single track line** condition (a common set of switches where a single line enters/ leaves a station) and **track occupancy** condition (a common track that can be occupied by one train only). In these conditions additional term of $\tau^{(\text{res.})}$ is added. Hence $\mathcal{J}_s^{\text{switch}}$ would consider only these cases that are not include in other conditions.

In the **minimal passing time** condition – Eq. (9) – we use equal sign, meaning that the train can leave s only if it can proceed at full speed to s' . This condition yields that $t(j, s'_{\text{in}})$ is determined uniquely by $t(j, s_{\text{out}})$. Given this, we have roughly a single time variable per station and train (but some trains may not serve all stations) and overall :

$$\#(t) \geq \#(J)\#(S). \quad (19)$$

If we assume one order variable y per station and trains pair, the number of decision variables is at least:

$$\#(y) \geq \frac{\#(J)(\#(J) - 1)}{2}\#(S). \quad (20)$$

Although we do not need to compare all pairs of trains in case of dense train traffic, the number of precedence variables $\#(y)$ increases meaningfully with the number of trains. This results in less effective linear representation. We also have some additional precedence variables e.g. for the single-track lines.

To meet the **minimal span** condition, assume that first j leaves s and is followed by j' Eq. (11), then j' needs to wait at least additional $\tau^{(\text{blocks})}(j, s, s')$ to proceed at a full speed as given in Eq. (10). The term $\max\{0, \tau^{(\text{pass})}(j, s, s') - \tau^{(\text{pass})}(j', s, s')\}$ adds additional time if j is slower than j' . The conditions in Eq. (12) and Eq. (13) refer to the single-track lines only. The train can enter the single line only if it is cleared by the train approaching from the opposite direction – we call it the **single track line condition**. If the train is due to stop at the station, it needs to fulfill the **minimal stay** condition given in Eq. (14) and must not leave before its scheduled departure indicated in Eq. (15). We also use the **rolling stock circulation condition** analogical to the one discussed in Domino et al. (2020), see Eq. (16), where $\tau^{(\text{prep.})}(j, j', s)$ is the minimal rolling stock preparation time. There are cases where two trains are to use the same set of switches at station s while entering the station, leaving it, or during the shunting. Such **switch occupancy condition** is presented in Eq. (18) where $\tau^{(\text{res.})}(j, j', s)$ is the particular time of using the conflicted resource. This condition can sometimes be integrated with the **track occupation** condition. As we are using a parallel machine approach, consider two trains j_1, j_2 that use the same track at the station at the same time. The later train has to wait until the first one leaves, see Eq. (17). The additional term $\tau^{(\text{res.})}$ can be used if the two above-mentioned trains use the same set of switches. The possible generalisation of the **track occupation** condition would be the machine unit approach (Lange & Werner, 2018), the situation if $n + 1$ trains should use an n track station or part of it.

Assuming that μ is an arbitrary large number, we can rewrite Eq. (10) as

$$\forall_{j, j' \in \mathcal{J}^d} \forall_{(s, s') \in \mathcal{C}_{j, j'}} t(j', s_{\text{out}}) + \mu(1 - y(j, j', s_{\text{out}})) \geq t(j, s_{\text{out}}) + \tau^{(\text{blocks})}(j, s, s') + \max\{0, \tau^{(\text{pass})}(j, s, s') - \tau^{(\text{pass})}(j', s, s')\}, \quad (21)$$

Eq. (12) as

$$\forall_{j, j' \in \mathcal{J}_{\text{single}}^o} \forall_{(s, s') \in \mathcal{C}_{j, j'}} t(j', s'_{\text{out}}) + \mu(1 - y(j, j', s, s')) \geq t(j, s'_{\text{in}}) + \tau^{(\text{res.})}(j, j', s'), \quad (22)$$

Eq. (17) as

$$\forall_{s \in S} \forall_{j, j' \in \mathcal{J}_s^{\text{track}}} t(j', s_{\text{in}}) + \mu(1 - y(j, j', s_{\text{out}})) \geq t(j, s_{\text{out}}) + \tau^{(\text{res.})}(j, j', s), \quad (23)$$

and Eq. (18) as

$$\forall_{s \in S} \forall_{j, j' \in \mathcal{J}_s^{\text{switch}}} t(j', s) + \mu(1 - y(j, j', s)) \geq t(j, s) + \tau^{(\text{res.})}(j, j', s). \quad (24)$$

The presented linear programming approach is a standalone model. However, it fails in rapid computation for some models with more than a few trains (Lange & Werner, 2018). Hence it may be beneficial to use another computation paradigm, such as quantum (or quantum-inspired) annealing.

3.2 QUBO and HOBO representations

To be able to solve the problem using quantum annealing or quantum-inspired methods, we must first encode it using QUBO or HOBO formulations. For the parallel machine approach adopted in this paper, we have the third order of HOBO. The machine unit approach would require an even higher order of HOBO, that can not be used directly with current quantum annealers that allow only two-body interactions. For this reason we use the time indexing variable

$$x_{j,t,s} \in \{0, 1\}, \quad (25)$$

that is 1 if train j leaves station s at time t , and 0 otherwise (recall that each time index t can be represented uniquely by delay via Eq. (1)). Remark that, we use Eq. (9) to compute the arrival time from the departure time from the previous station. By \mathbf{x} we note the vector of all binary variables x . We use the discretised t that is limited from both sides by Eq. (3). We denote this limit by

$$t \in \mathcal{T}_{j,s}, \text{ where } \mathcal{T}_{j,s} \equiv \{t_U(j, s_{\text{out}}), t_U(j, s_{\text{out}}) + r, \dots, t_U(j, s_{\text{out}}) + d_{\text{max}}\}, \quad (26)$$

where r is 1 if we have one minute resolution.

The resolution is one of the factors determining the system size. This limitation ensures timetable condition in Eq. (15). The number of binary variables can be approximated by:

$$\#(x) \geq \#(J)\#(S)(d_{\text{max}} + 1)r, \quad (27)$$

here “ \geq ” sign is used, as some trains may not serve some stations. When compared to Eq. (20), The QUBO approach may be more efficient for dense train traffic. In our approach we do not take into account recirculation, i.e. each train leaves each station $s \in S_j$ once and only once:

$$\forall_{j \in \mathcal{J}} \forall_{s \in S_j} \sum_t x_{j,t,s} = 1. \quad (28)$$

We have linear objective as in Eq. (8):

$$f(\mathbf{x}) = \sum_{j \in \mathcal{J}} w_j \sum_{s \in S_j} \sum_{t_U \leq t \leq t_U + d_{\text{max}}} \frac{t - t_U}{d_{\text{max}}} x_{j,t,s}. \quad (29)$$

To convert the constrained problem into an unconstrained one, we use the well-established penalty method (Luenberger & Ye, 1984). Constraints are incorporated into the objective function, so that violation of the constraints adds a positive penalty to the objective function.

For instance, to include the constraint in Eq. (28) in the objective function, we set large enough penalty constant p_{sum} and use following penalty term:

$$P_{\text{sum}}(\mathbf{x}) = p_{\text{sum}} \sum_{j \in \mathcal{J}, s \in S_j} \left(\sum_{\substack{t, t' \in \mathcal{T}_{j,s}^{\times 2} \\ t \neq t'}} x_{j,t,s} x_{j,t',s} - \sum_{t \in \mathcal{T}_{j,s}} x_{j,t,s} \right). \quad (30)$$

Following Domino et al. (2020), the dispatching conditions encoded in linear programming by Eq. (9) – Eq. (16) and Eq. (18) can be expressed using binary variables so that the quadratic terms yield 0 if the solution is feasible, and produces a penalty otherwise. For this reason, we use a sufficiently large penalty constant p_{pair} . Note that we have symmetric terms ($x_1 x_2 + x_2 x_1$) to follow the convention of symmetric QUBO formulation.

The **minimal span** condition given by Eq. (10) and Eq. (11), can be expressed in the following form:

$$P_{\text{pair}}^{\text{span}}(\mathbf{x}) = p_{\text{pair}} \sum_{j, j' \in \mathcal{J}^d} \sum_{(s, s') \in \mathcal{C}_{j, j'}} \sum_{\substack{t \in \mathcal{T}_{j,s}, t' \in \mathcal{T}_{j',s'} \\ A < t' - t < B}} (x_{j,t,s} x_{j',t',s'} + x_{j',t',s'} x_{j,t,s}), \quad (31)$$

where

$$A = -\tau^{(\text{blocks})}(j', s, s') - \max\{0, \tau^{(\text{pass})}(j', s, s') - \tau^{(\text{pass})}(j, s, s')\},$$

$$B = \tau^{(\text{blocks})}(j, s, s') + \max\{0, \tau^{(\text{pass})}(j, s, s') - \tau^{(\text{pass})}(j', s, s')\}.$$

The **single track** condition in Eq. (12) and Eq. (13) yields:

$$P_{\text{pair}}^{\text{1track}}(\mathbf{x}) = p_{\text{pair}} \sum_{j, j' \in \mathcal{J}_{\text{single}}^o} \sum_{(s, s') \in \mathcal{C}_{j, j'}} \sum_{\substack{t \in \mathcal{T}_{j,s}, t' \in \mathcal{T}_{j',s'} \\ A < t' - t < B}} (x_{j,t,s} x_{j',t',s'} + x_{j',t',s'} x_{j,t,s}), \quad (32)$$

where

$$A = -\tau^{(\text{res})}(j, j', s') - \tau^{(\text{pass})}(j', s', s'),$$

$$B = \tau^{(\text{pass})}(j, s, s') + \tau^{(\text{res})}(j, j', s').$$

The **minimal stay** condition Eq. (14) (incorporated if necessary with Eq. (15)) yields:

$$P_{\text{pair}}^{\text{stay}}(\mathbf{x}) = p_{\text{pair}} \sum_{j \in \mathcal{J}} \sum_{(s, s') \in \mathcal{C}_j} \sum_{\substack{t \in \mathcal{T}_{j,s}, t' \in \mathcal{T}_{j,s'} \\ t' < t + \tau^{(\text{pass})}(j, s, s') + \tau^{(\text{stop})}(j, s)}} (x_{j,t,s} x_{j,t',s'} + x_{j,t',s'} x_{j,t,s}). \quad (33)$$

The **rolling stock circulation** condition in Eq. (16) yields:

$$P_{\text{pair}}^{\text{circ}}(\mathbf{x}) = p_{\text{pair}} \sum_{s \in S} \sum_{(j, j') \in \mathcal{J}_s^{\text{round}}} \sum_{\substack{t \in \mathcal{T}_{j,s}, t' \in \mathcal{T}_{j',s'} \\ t' < t + \tau^{(\text{pass})}(j, s, s') + \tau^{(\text{prep.})}(j, j', s)}} (x_{j,t,s} x_{j,t',s'} + x_{j,t',s'} x_{j,t,s}). \quad (34)$$

The **switch occupation** condition in Eq. (18) yields:

$$P_{\text{pair}}^{\text{switch}}(\mathbf{x}) = p_{\text{pair}} \sum_{s \in S} \sum_{j, j' \in \mathcal{J}_s^{\text{switch}}} \sum_{\substack{t \in \mathcal{T}_{j,s}, t' \in \mathcal{T}_{j',s'} \\ -\tau^{(\text{res.})}(j', j, s) < t' - t < \tau^{(\text{res.})}(j, j', s)}} (x_{j,t,s} x_{j',t',s'} + x_{j',t',s'} x_{j,t,s}). \quad (35)$$

The above can be checked alone or integrated with other conditions such as **track occupation condition** in Eq. (17) and **single track** condition in Eq. (32). The order of trains can be

changed at the station only if these trains use different tracks on the station. Suppose that j and j' are using the same track on the station, hence they can not change order. To express this condition we need a higher order term, which yields a HOB0 formulation. Let $t'' = t(j', s'_{\text{out}})$, $t' = t(j', s_{\text{out}})$ and $t = t(j, s_{\text{out}})$, where s' is a station prior to s in the route of j' . If j leaves before j' , i.e. $t < t'$ ($t \neq t'$ to prevent trains leaving the same track at the same time), then j' must enter after j leaves i.e. $t'' + \tau^{(\text{pass})}(j', s', s) \geq t + \tau^{(\text{res})}(j, j', s)$. The following term needs to be 0:

$$P_{\text{qubic}}^{\text{occ.}}(\mathbf{x}) = 2p_{\text{pair}} \sum_{s \in S} \sum_{j, j' \in \mathcal{J}_s^{\text{track}}} \sum_{\substack{t \in \mathcal{T}_{j,s}, t' \in \mathcal{T}_{j',s} \\ t'' \in \mathcal{T}_{j',s'} \\ t'' + \tau^{(\text{pass})}(j', s', s) - \tau^{(\text{res})}(j, j', s) < t \leq t'}} x_{j,t,s} x_{j',t',s} x_{j',t'',s'}. \quad (36)$$

We use the penalty value $2p_{\text{pair}}$ to be consistent with the symmetrization.

The qubic terms can be expressed using quadratic terms, see Mandal, Roy, Upadhyay, and Ushijima-Mwesigwa (2020). For the decomposition, we use auxiliary variable $z_{j,j',t,t',s} = x_{j,t,s} x_{j',t',s}$. The simplest approach here is to use the Rosenberg polynomial approach. The term:

$$x_{i_1} x_{i_2} x_{i_3} = 0, \quad (37)$$

is equivalent with:

$$z_k x_{i_3} = 0, \text{ where } z_k = x_{i_1} x_{i_2}, \quad (38)$$

i.e. $k = k(i_1, i_2)$. Then one can use the polynomial:

$$h(x_{i_1}, x_{i_2}, z_k) = 3z_k^2 + x_{i_1} x_{i_2} - 2x_{i_1} z_k - 2x_{i_2} z_k, \quad (39)$$

that is 0 if $z_k = x_{i_1} x_{i_2}$, and positive (equal to 1 or 3) otherwise. Using auxiliary vector of variables \mathbf{z} , the penalty terms will be as follows:

$$P_{\text{qubic}}(\mathbf{x}, \mathbf{z}) = p_{\text{pair}} \sum_{(i_1, i_2, i_3) \in \Gamma} (z_{k(i_1, i_2)} x_{i_3} + x_{i_3} z_{k(i_1, i_2)}) + p_{\text{qubic}} \sum_{(i_1, i_2) \in \Gamma'} h(x_{i_1}, x_{i_2}, z_{k(i_1, i_2)}), \quad (40)$$

where Γ is a set of particular indices of the qubic term (in Eq. (36)), and Γ' a set of indices, where we require Eq. (38) to hold. Observe that for each pair of trains and for each station where the **track occupation condition** is to be checked, we have roughly $(d_{\text{max}} + 1)^2$ auxiliary variables. Hence this condition need to be used with caution while modelling railway systems of considerable size.

The resulting QUBO representation is expressed as:

$$\min_{\mathbf{x}, \mathbf{z}} f'(\mathbf{x}, \mathbf{z}) = f(\mathbf{x}) + P_{\text{sum}}(\mathbf{x}) + P_{\text{pair}}^{\text{span}}(\mathbf{x}) + P_{\text{pair}}^{\text{1track}}(\mathbf{x}) + P_{\text{pair}}^{\text{stay}}(\mathbf{x}) + P_{\text{pair}}^{\text{circ}}(\mathbf{x}) + P_{\text{pair}}^{\text{switch}}(\mathbf{x}) + P_{\text{qubic}}(\mathbf{x}, \mathbf{z}), \quad (41)$$

where $f(\mathbf{x})$ is the objective function and the rest are the penalty terms that need to be minimized.

4 Demonstration of the model

We consider a railway model which we depict it in Fig. 2. There are 2 stations s_1 and s_2 , a double-track line between them, and a depot; the switched are represented with c_i . We have 3 trains:

- Inter-City (the faster one): $j_1, s_1 \rightarrow s_2$,

- Regional: $j_2, s_1 \rightarrow s_2$,
- Regional: $j_3, s_2 \rightarrow s_1$.

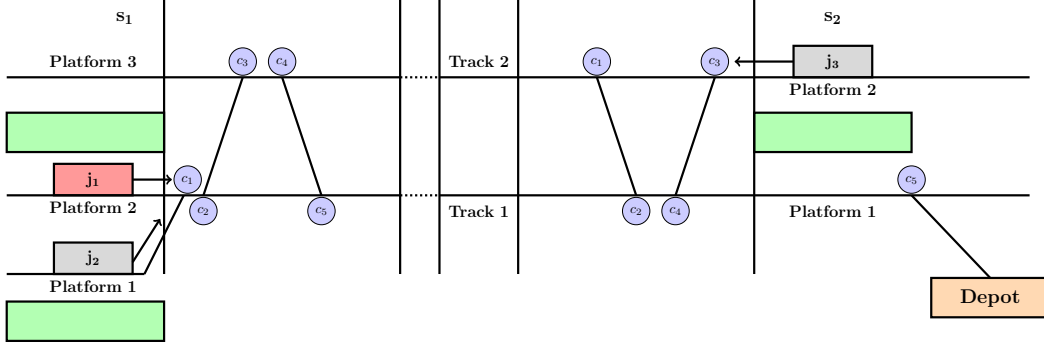


Figure 2: The demonstrative model.

We will use the following parameters:

1. Minimal passing time: $\tau^{(\text{pass})}(j_1, s_1, s_2) = 4$, $\tau^{(\text{pass})}(j_2, s_1, s_2) = 8$, and $\tau^{(\text{pass})}(j_3, s_2, s_1) = 8$.
2. Minimal span: $\tau^{(\text{blocks})}(j_1, s_1, s_2) = 2$ and $\tau^{(\text{blocks})}(j_2, s_1, s_2) = 2$.
3. Minimal stay: $\tau^{(\text{stop})}(j_1, s_2) = \tau^{(\text{stop})}(j_2, s_2) = 1$.
4. For all common resources, $\tau^{(\text{res.})} = 1$.
5. After entering s_2 , both j_1 and j_2 departs to the depot after the minimal stay. We only count delays of j_1 and j_2 at s_1 and delay of j_3 at s_2 .

Assume all trains are already delayed. Hence, they can leave the stations as soon as the resources (free rail track ahead) are available. We consider the objective as denoted in Eq. (8), with the following weights $w_{j_1} = 2.0$, $w_{j_2} = w_{j_3} = 1.0$ (Inter-City train has higher priority). We set $d_{\max} = 10$ for all trains, and use 1 minute resolution. The initial conditions are as follows: $t_U(j_1, s_{1\text{out}}) = 4$, $t_U(j_2, s_{1\text{out}}) = 1$, and $t_U(j_3, s_{2\text{out}}) = 8$. We compute unavoidable delays and t_U s prior to the optimization. Particular departure times of the trains are in the following range:

$$\begin{aligned}
t_1 &= t(j_1, s_{1\text{out}}) \in \{4, 5, \dots, 14\} \equiv \mathcal{T}_1 \\
t_2 &= t(j_2, s_{1\text{out}}) \in \{1, 2, \dots, 11\} \equiv \mathcal{T}_2 \\
t_1^* &= t(j_1, s_{2\text{out}}) \in \{9, 10, \dots, 19\} \equiv \mathcal{T}_1^* \\
t_2^* &= t(j_2, s_{2\text{out}}) \in \{10, 11, \dots, 19\} \equiv \mathcal{T}_2^* \\
t_3 &= t(j_3, s_{2\text{out}}) \in \{8, 9, \dots, 18\} \equiv \mathcal{T}_3.
\end{aligned} \tag{42}$$

From Eq (9),

$$\begin{aligned}
t(j_1, s_{2\text{in}}) &= t_1 + \tau^{(\text{pass})}(j_1, s_1, s_2) = t_1 + 4, \\
t(j_2, s_{2\text{in}}) &= t_2 + \tau^{(\text{pass})}(j_2, s_1, s_2) = t_2 + 8, \\
t(j_3, s_{1\text{in}}) &= t_3 + \tau^{(\text{pass})}(j_3, s_2, s_1) = t_3 + 8.
\end{aligned} \tag{43}$$

Note that we use t_1, t_2, t_3 only to compute the penalty for the delays.

Now, we will investigate the linear programming approach and the time indexed representation which leads to the QUBO formulation. For QUBO and HOBO representations, we use the following time indexed variables $x_{j_1, t_1, s_1} : t_1 \in \mathcal{T}_1$, $x_{j_1, t_1^*, s_2} : t_1^* \in \mathcal{T}_1^*$, $x_{j_2, t_2, s_1} : t_2 \in \mathcal{T}_2$, $x_{j_2, t_2^*, s_2} : t_2^* \in \mathcal{T}_2^*$, and $x_{j_3, t_3, s_2} : t_3 \in \mathcal{T}_3$.

In the QUBO formulation, we have the following penalty term from Eq. (30) ensuring that each train leaves each station only once:

$$P_{\text{sum}}(\mathbf{x}) = p_{\text{sum}} \sum_{\substack{\mathcal{T} \in \{\mathcal{T}_1, \mathcal{T}_1^*, \mathcal{T}_2, \mathcal{T}_2^*, \mathcal{T}_3\} \\ (s, j) \in \{(s_1, j_1), (s_1, j_2), (s_2, j_3), (s_2, j_1), (s_2, j_2)\}}} \left(\sum_{(t, t') \in \mathcal{T} \times 2, t \neq t'} x_{j, t, s} x_{j, t', s} - \sum_{t \in \mathcal{T}} x_{j, t, s} \right). \quad (44)$$

As the **default setting**, we consider a double-track line, where each track has its own direction. There is a conflict between j_1 and j_2 on the line from s_1 to s_2 . If j_1 goes first at $t = 4$, then j_2 can start earliest at $t = 6$ (with an additional delay of 5) to proceed at full speed. If j_2 goes first at $t = 1$, then j_1 can start earliest at $t = 7$ (with an additional delay of 3) to proceed at a full speed. In both cases, j_3 can proceed undisturbed.

In the case of linear programming, the conflict can be resolved by setting the order variable $y(j_1, j_2, s_{1\text{out}}) \in \{0, 1\}$ to 1 if j_1 goes first and 0 if j_2 goes first. Recall that $y(j_2, j_1, s_{1\text{out}}) = 1 - y(j_1, j_2, s_{1\text{out}})$. Referring to Eq. (21),

$$\begin{cases} t_2 + \mu(1 - y(j_1, j_2, s_{1\text{out}})) & \geq t_1 + 2 + 0, \\ t_1 + \mu(y(j_1, j_2, s_{1\text{out}})) & \geq t_2 + 2 + 4, \end{cases} \quad (45)$$

where μ is a large number. Equivalently, $t_2 - 2 < t_1 < t_2 + 6$ is not allowed in the time indexed variable approach. Hence, we have the following QUBO penalty term:

$$P_{\text{pair}}^{\text{span}}(\mathbf{x}) = p_{\text{pair}} \sum_{t_2 - 2 < t_1 < t_2 + 6} \sum_{t_1 \in \mathcal{T}_1, t_2 \in \mathcal{T}_2} x_{j_1, t_1, s_1} x_{j_2, t_2, s_1} + x_{j_2, t_2, s_1} x_{j_1, t_1, s_1}. \quad (46)$$

We can express the minimal stay condition in Eq. (14) as

$$t_1^* \geq t_1 + 4 + 1 \text{ and } t_2^* \geq t_2 + 8 + 1, \quad (47)$$

and the corresponding QUBO term would be

$$P_{\text{pair}}^{\text{stay}}(\mathbf{x}) = p_{\text{pair}} \left(\sum_{\substack{t_1' < t_1 + 5 \\ t_1' \in \mathcal{T}_1', t_1 \in \mathcal{T}_1}} x_{j_1, t_1, s_1} x_{j_1, t_1', s_2} + \sum_{\substack{t_2' < t_2 + 9 \\ t_2' \in \mathcal{T}_2', t_2 \in \mathcal{T}_2}} x_{j_2, t_2, s_1} x_{j_2, t_2', s_2} \right). \quad (48)$$

The track occupancy condition for the track at platform 1 on station s_2 , see Fig. 2 (both j_1 and j_2 are scheduled on this track) is expressed as

$$\begin{cases} t_2 + 8 + \mu(1 - y(j_1, j_2, s_{2\text{out}})) & \geq t_1^* + 1, \\ t_1 + 4 + \mu(y(j_1, j_2, s_{2\text{out}})) & \geq t_2^* + 1, \end{cases} \quad (49)$$

and we have

$$y(j_1, j_2, s_{1\text{out}}) = y(j_1, j_2, s_{2\text{out}}) \quad (50)$$

as the M-P is not possible on this route (note that this last condition will be lifted while rerouting). In either case, the QUBO (HOBO) representation would be:

$$P_{\text{qubic}}^{\text{occ.}}(\mathbf{x}) = 2p_{\text{pair}} \left(\begin{aligned} & \sum_{\substack{t_1^* \in \mathcal{T}_1^*, t_2^* \in \mathcal{T}_2^* \\ t_1 \in \mathcal{T}_1 \\ t_1+4-1 < t_2^* \leq t_1^*}} x_{j_1, t_1, s_1} x_{j_1, t_1^*, s_2} x_{j_2, t_2^*, s_2} \\ & + \sum_{\substack{t_1^* \in \mathcal{T}_1^*, t_2 \in \mathcal{T}_2 \\ t_2^* \in \mathcal{T}_2^* \\ t_2+8-1 < t_1^* \leq t_2^*}} x_{j_2, t_2, s_1} x_{j_1, t_1^*, s_2} x_{j_2, t_2^*, s_2} \end{aligned} \right), \quad (51)$$

and for the decomposition we use: $z_{t_1^*, t_2^*} = x_{j_1, t_1^*, s_2} \cdot x_{j_2, t_2^*, s_2}$ (where we use abbreviation $z_{t_1^*, t_2^*}$ for $z_{j_1, j_2, t_1^*, t_2^*, s_2}$). The first part of the cubic penalty function is given by:

$$P_{\text{qubic}}^1(\mathbf{x}, \mathbf{z}) = p_{\text{pair}} \sum_{\substack{t_1^* \in \mathcal{T}_1^*, t_2^* \in \mathcal{T}_2^* \\ t_1 \in \mathcal{T}_1 \\ t_1+4-1 < t_2^* \leq t_1^*}} (x_{j_1, t_1, s_1} z_{t_1^*, t_2^*} + z_{t_1^*, t_2^*} x_{j_1, t_1, s_1}) \\ + p_{\text{pair}} \sum_{\substack{t_1^* \in \mathcal{T}_1^*, t_2 \in \mathcal{T}_2 \\ t_2^* \in \mathcal{T}_2^* \\ t_2+8-1 < t_1^* \leq t_2^*}} (x_{j_2, t_2, s_1} z_{t_1^*, t_2^*} + z_{t_1^*, t_2^*} x_{j_2, t_2, s_1}). \quad (52)$$

and

$$P_{\text{qubic}}^2(\mathbf{x}, \mathbf{z}) = p_{\text{qubic}} \sum_{t_1^* \in \mathcal{T}_1^*, t_2^* \in \mathcal{T}_2^*} h(z_{t_1^*, t_2^*}, x_{j_1, t_1^*, s_2}, x_{j_2, t_2^*, s_2}), \quad (53)$$

where h is the polynomial from Eq. (39).

Following Eq. (8), we have the following objective:

$$f(t) = w_{j_1} \frac{t(j_1, s_{1\text{out}}) - t_U(j_1, s_{1\text{out}})}{d_{\text{max}}} + w_{j_2} \frac{t(j_2, s_{1\text{out}}) - t_U(j_2, s_{1\text{out}})}{d_{\text{max}}} + w_{j_3} \frac{t(j_3, s_{2\text{out}}) - t_U(j_3, s_{2\text{out}})}{d_{\text{max}}} \quad (54)$$

subject to:

$$\begin{aligned} t_2 + \mu(1 - y(j_1, j_2, s_{1\text{out}})) &\geq t_1 + 2, \\ t_1 + \mu(y(j_1, j_2, s_{1\text{out}})) &\geq t_2 + 6, \\ t_1^* &\geq t_1 + 5, \\ t_2^* &\geq t_2 + 9, \\ t_2 + 8 + \mu(1 - y(j_1, j_2, s_{2\text{out}})) &\geq t_1^* + 1, \\ t_1 + 4 + \mu(y(j_1, j_2, s_{2\text{out}})) &\geq t_2^* + 1, \\ y(j_1, j_2, s_{1\text{out}}) &= y(j_1, j_2, s_{2\text{out}}) \in \{0, 1\}, \end{aligned} \quad (55)$$

and Eq. (42).

In QUBO formulation, we have the following objective function:

$$f(\mathbf{x}) = w_{j_1} \sum_{t \in \mathcal{T}_1} x_{j_1, t, s_1} \frac{t - t_U(j_1, s_1)}{d_{\text{max}}} + w_{j_2} \sum_{t \in \mathcal{T}_2} x_{j_2, t, s_1} \frac{t - t_U(j_2, s_1)}{d_{\text{max}}} + w_{j_3} \sum_{t \in \mathcal{T}_3} x_{j_3, t, s_2} \frac{t - t_U(j_3, s_2)}{d_{\text{max}}}. \quad (56)$$

The overall QUBO representation is expressed as

$$\min_{\mathbf{x}, \mathbf{z}} f'(\mathbf{x}, \mathbf{z}) = f(\mathbf{x}) + P_{\text{sum}}(\mathbf{x}) + P_{\text{pair}}^{\text{span}}(\mathbf{x}) + P_{\text{pair}}^{\text{stay}}(\mathbf{x}) + P_{\text{qubic}}^1(\mathbf{x}, \mathbf{z}) + P_{\text{qubic}}^2(\mathbf{x}, \mathbf{z}). \quad (57)$$

If j_1 goes first, $y(j_1, j_2, s_{1\text{out}}) = 1$, then we have an additional delay of 5 from j_2 , adding $1 \cdot \frac{5}{10} = 0.5$ to the objective. If j_2 goes first, $(j_1, j_2, s_{1\text{out}}) = 0$, we have an additional delay of 3 from j_1 , adding $2 \cdot \frac{3}{10} = 0.6$ to the objective. So on this stage, the best solution is to let j_1 go first, yielding $t_1 = 4$, $t_2 = 6$ and $t_3 = 8$.

Suppose now that we find the value of the objective not satisfactory. In this case we need to perform **rerouting**. There is a conflict between the trains j_1 and j_2 on the line between s_1 and s_2 . Hence rerouting will be used to solve this conflict: We use the line between s_1 and s_2 as two parallel single track lines (Track 1 for j_1 and Track 2 for j_2). In this case, we have no conflict between j_1 and j_2 and we lift the conditions in Eq. (45) and Eq. (50) (as M-P is now possible on the line), or remove the corresponding terms from the QUBO in Eq. (46). However, a new conflict arises between j_2 and j_3 on the single track resource (Line 2), so new conditions or terms will appear. Following Eq. (22) the **single track line condition** yields:

$$\begin{cases} t_3 + \mu(1 - y(j_2, j_3, s_1, s_2)) \geq t_2 + 9, \\ t_2 + \mu(y(j_2, j_3, s_1, s_2)) \geq t_3 + 9, \end{cases} \quad (58)$$

as $\tau^{(\text{pass})}(j_2, s_1, s_2) = 8$, and $\tau^{(\text{pass})}(j_3, s_2, s_1) = 8$. Equivalently we can not have $t_3 - 8 < t_2 < t_3 + 8$) and we have the following QUBO penalty term:

$$P_{\text{pair}}^{\text{1track}}(\mathbf{x}) = p_{\text{pair}} \sum_{t_3 - 8 - 1 < t_2 < t_3 + 8 + 1} \sum_{t_2 \in \mathcal{T}_2, t_3 \in \mathcal{T}_3} x_{j_2, t_2, s_1} x_{j_3, t_3, s_2} + x_{j_3, t_3, s_2} x_{j_2, t_2, s_1}, \quad (59)$$

The objective would be as in Eq. (54), but subject to the altered constrains:

$$\begin{aligned} t_3 + \mu(1 - y(j_2, j_3, s_1, s_2)) &\geq t_2 + 9, \\ t_2 + \mu(y(j_2, j_3, s_1, s_2)) &\geq t_3 + 9, \\ y(j_2, j_3, s_1, s_2) &\in \{0, 1\}, \\ t_1^* &\geq t_1 + 5, \\ t_2^* &\geq t_2 + 9, \\ t_2 + 8 + \mu(1 - y(j_1, j_2, s_{2\text{out}})) &\geq t_1^* + 1, \\ t_1 + 4 + \mu(y(j_1, j_2, s_{2\text{out}})) &\geq t_2^* + 1, \\ y(j_1, j_2, s_{2\text{out}}) &\in \{0, 1\}, \end{aligned} \quad (60)$$

and Eq. (42).

The effective QUBO representation here is given as

$$\min_{\mathbf{x}, \mathbf{z}} f^r(\mathbf{x}, \mathbf{z}) = f(\mathbf{x}) + P_{\text{sum}}(\mathbf{x}) + P_{\text{pair}}^{\text{stay}}(\mathbf{x}) + P_{\text{pair}}^{\text{1track}}(\mathbf{x}) + P_{\text{qubic}}^1(\mathbf{x}, \mathbf{z}) + P_{\text{qubic}}^2(\mathbf{x}, \mathbf{z}). \quad (61)$$

If j_3 goes first ($y(j_2, j_3, s_1, s_2) = 0$), the secondary delay of j_2 would exceed the maximal $d_{\text{max}} = 10$. The optimal solution is $y(j_2, j_3, s_1, s_2) = 1$ and $y(j_1, j_2, s_{2\text{out}}) = 1$, hence $t_1 = 4$, $t_2 = 2$, $t_3 = 11$, and $t_1^* = 9$. The secondary delay of j_1 is 0, j_2 is 1, and j_3 is 3 with the objective 0.4, which is better than the objective of the default settings. As there is no possibility to reroute trains further to lift the conflict between j_2 and j_3 , we can consider this objective as the optimal one.

4.1 Numerical calculations

We solved the above mentioned problem with the linear solver of the pulp library (Mitchell, Consulting, & Dunning, 2011) in Python 3.9 programming language. We reached $t_1 = 4$, $t_2 = 6$ and $t_3 = 8$ for the default settings (with objective 0.5), see Tab. 2a, and $t_1 = 4$, $t_2 = 2$ and $t_3 = 11$ for the rerouting (with objective 0.4) as expected, see Tab. 2b.

	S_1	S_2	S_1		S_1	S_2	S_1		
	Dep.	Arr.	Dep.	Arr.	Dep.	Arr.	Dep.	Arr.	
j_1	4	8	9		j_1	4	8	9	
j_2	6	14			j_2	2	10		
j_3			8	16	j_3			11	19

(a) Default Settings.

(b) Rerouting.

Table 2: Solutions obtained from the linear solver.

We also implemented the QUBO formulation for the problem. The terms in Eq. (56) (maximal penalty here is $w_{j_1} = 2$.) are the “soft constrains”, and the terms in Eq. (57) and Eq. (61) are the “hard constrains” that can not be broken for the solution to be feasible. Hence, we use following penalty parameters $p_{\text{sum}} = 2.5$, $p_{\text{pair}} = 1.25$ (as each element is taken twice) and $p_{\text{qubic}} = 2.1$.

In both cases, we had 176 logical variables, out of which 55 were the \mathbf{x} variables and 121 were the auxiliary \mathbf{z} variables. Here we have a relatively large overhead due to the cubic term. Hence the single track occupation condition has to be used with caution when handling large railway problems. We solved the two problems using the simulated annealer from the D-Wave Ocean SDK, and the D-Wave Advantage machine (Johnson et al., 2011). In the first case, we got solutions that are in the same as these of the linear solver with the following energies $f'(\mathbf{x}, \mathbf{z}) = -12.0$ and $f^r(\mathbf{x}, \mathbf{z}) = -12.1$. The energies correspond to the ground state as -12.5 is the offset, and 0.5 and 0.4 are the optimal (lowest possible) penalties for delays.

In D-Wave Advantage QPU, not all the qubits are interconnected via couplers, and the underlying graph has the specific structure known as the Pegasus topology (Dattani, Szalay, & Chancellor, 2019). Hence, before running a problem on the D-Wave, a procedure called *minor embedding* is required to map the logical variables to the physical qubits on the machine. Due to limited connectivity, a single logical qubit is often represented with a *chain* of physical qubits that are coupled strong enough so that they end up in the same value representing the same variable. The coupling between the qubits in the chain is known as the *chain strength*, and a low chain strength may result in chain breaks while a high chain strength may override the problem. In our experiments on D-Wave Advantage, we used the default minor embedding algorithm provided by Ocean SDK and used various chain strengths. The number of logical variables is 176 and the number of physical qubits used in the machine after the embedding is ~ 900 .

Another parameter that needs to be set is the annealing time. Annealing time depends on the problem and problem size and is also limited by the current technology of D-Wave Advantage QPU. In our experiments, the annealing time is set as $250\mu\text{s}$. Results of the D-Wave experiments are presented in Fig. 3. A solution is feasible, if it can be technically realized on the railroad infrastructure, i.e. all hard constraints are fulfilled. A solution is optimal if the order of the trains on conflicting resources (i.e. tracks that are used by more than one train) is the same as the order in the ground state solution. We reached optimal solutions (in the sense of the trains order) using the D-Wave machine, both for the default settings and rerouting.

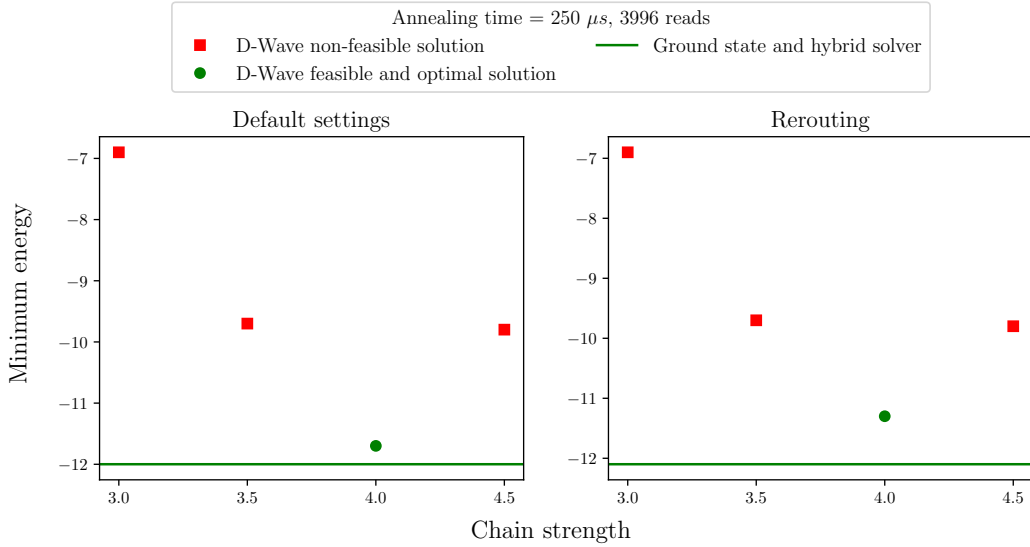


Figure 3: Lowest energy solutions obtained from D-Wave Advantage and D-Wave hybrid solvers.

For the default settings, D-Wave results for chain strength 4 are: $t_1 = 4$, $t_2 = 8$ (adding an additional 0.7 to the objective), $t_3 = 9$ (adding an additional 0.1 to the objective) and $t_1^* = 10$, see Tab. 3a. The solution is feasible, since j_2 leaves s_1 at $t_2 = 8$, late enough to have no conflict with j_1 which will leaves s_1 at $t_1 = 4$. Furthermore, j_2 will arrive to s_2 at $t_2 + \tau^{(pass)}(j_2, s_1, s_2) = 8 + 8 = 16$, i.e. after j_1 leaves s_2 at $t_1' = 11$. The order of trains is the same as in the optimal solution, and the energy of the state is -11.7 . This energy does not correspond to the ground state as there are some additional delays of the trains, however do not affect the feasibility and the order of trains.

For rerouting, D-Wave results are: $t_1 = 6$, (adding an additional 0.4 to the objective) $t_2 = 4$ (adding an additional 0.3 to the objective), $t_3 = 13$ (adding an additional 0.5 to the objective) and $t_1^* = 11$, see Tab. 3b. The solution is feasible, since j_2 will arrive to s_2 at $t_2 + \tau^{(pass)}(j_2, s_1, s_2) = 4 + 8 = 12$, i.e. after j_1 leaves s_2 at $t_1^* = 11$, and before j_3 leaves s_2 at $t_3 = 13$. The order of trains is the same as in the optimal solution, the state energy is -11.3 . Like in the default settings case, the found solution is feasible but not the ground state.

	S_1	S_2	S_1		S_1	S_2	S_1	
	Dep.	Arr.	Dep.	Arr.	Dep.	Arr.	Dep.	Arr.
j_1	4	8	10		j_1	6	10	11
j_2	8	16			j_2	4	12	
j_3			9	17	j_3		13	21

(a) Default Settings
(b) Rerouting

Table 3: Solutions obtained from the D-Wave.

Another alternative is to use the hybrid solver provided by D-Wave, which decomposes the problem into parts and uses both classical techniques and D-Wave QPU to solve the decomposed parts. Using the hybrid solver, we obtained the ground state both in the case of default settings and the rerouted setting.

With our example, we have demonstrated that although it is possible to have the optimal

solution from the D-Wave, it is not straightforward and requires at least an extensive parameter sweep. On the other hand, the D-Wave hybrid solver found the ground state on the first try. More importantly, the hybrid solver can be used for tackling larger problems as those solvers can work on problem instances with up to 20000 variables that are fully connected or up to 1 million variables for sparse Q matrices (McGeoch, Farré, & Bernoudy, 2020).

5 Conclusions and outlook

Quantum annealing, when fully developed, may appear adequate for solving NP-hard transportation problems like railway dispatching, as current classical technologies are insufficient to compute feasible results in a reasonable time. However, it is challenging to switch from conventional notation to the one demanded by quantum annealers. Our paper is the first to present quadratic and higher-order unconstrained binary optimization representation for the railway dispatching problems concerning typical elements of railway infrastructure (single-, double- and multi-track lines and various stations), and typical dispatching approaches (determining the order of trains on conflicted resources, rerouting trains).

We would like to point out that when the train traffic is dense, QUBO formulation may be more efficient compared to the linear programming representation as the number of precedence variables rises rapidly with the number of trains. However, one needs to bear in mind that in our implementation storing trains' order on a particular station's tracks (the track occupation condition) requires higher-order binary terms, which is costly in terms of variables when mapped to the quadratic terms. Hence the track occupation condition has to be used with caution when analyzing railway networks of considerable size, which would be the natural follow-up of this research.

The problem was implemented on the current D-Wave machine, and it is successfully solved both on the D-Wave Advantage QPU and using the D-Wave hybrid solver. The hybrid solvers are in particular promising for solving larger instances. Alternatively, the formulations we have presented can be used with quantum-inspired architectures designed for solving combinatorial optimization problems such as Fujitsu digital annealers (Tsukamoto, Takatsu, Matsubara, & Tamura, 2017).

All the mentioned efforts pursue the goal of solving NP-hard problems in a reasonable time. In particular, curiosity arises around the question of how real quantum annealers or other Ising-based heuristics behave in solving real-life problems compared to conventional methods. Further research should be undertaken to explore the applicability of the presented approach for real-life train dispatching problem instances.

Acknowledgement

The research was supported by the Foundation for Polish Science (FNP) under grant number TEAM NET POIR.04.04.00-00-17C1/18-00 (KD); and the National Science Centre (NCN), Poland, under project number 2019/33/B/ST6/02011 (A.K. and O.S.).

References

- Batty, P., Palacin, R., & González-Gil, A. (2015). Challenges and opportunities in developing urban modal shift. *Travel Behaviour and Society*, 2(2), 109-123. doi: 10.1016/j.tbs.2014.12.001

- Borowski, M., et al. (2020). New hybrid quantum annealing algorithms for solving vehicle routing problem. In *International Conference on Computational Science* (pp. 546–561).
- Burdett, R., & Kozan, E. (2010). A disjunctive graph model and framework for constructing new train schedules. *European Journal of Operational Research*, 200(1), 85-98. doi: 10.1016/j.ejor.2008.12.005
- Cordeau, J.-F., Toth, P., & Vigo, D. (1998). A survey of optimization models for train routing and scheduling. *Transportation Science*, 32(4), 380-404. doi: 10.1287/trsc.32.4.380
- Corman, F., D’Ariano, A., Hansen, I. A., Pacciarelli, D., & Pranzo, M. (2011). Dispatching trains during seriously disrupted traffic situations. In *2011 International Conference on Networking, Sensing and Control* (p. 323-328). doi: 10.1109/ICNSC.2011.5874901
- Corman, F., D’Ariano, A., Pranzo, M., & Hansen, I. A. (2011). Effectiveness of dynamic reordering and rerouting of trains in a complicated and densely occupied station area. *Transportation Planning and Technology*, 34(4), 341–362.
- Corman, F., & Meng, L. (2015). A review of online dynamic models and algorithms for railway traffic management. *IEEE Transactions on Intelligent Transportation Systems*, 16(3), 1274-1284. doi: 10.1109/TITS.2014.2358392
- Dattani, N., Szalay, S., & Chancellor, N. (2019). Pegasus: The second connectivity graph for large-scale quantum annealing hardware. *arXiv preprint arXiv:1901.07636*.
- Domino, K., Koniorczyk, M., Krawiec, K., Jałowiecki, K., & Gardas, B. (2020). Quantum computing approach to railway dispatching and conflict management optimization on single-track railway lines. *arXiv preprint arXiv:2010.08227*.
- D’ariano, A., Pacciarelli, D., & Pranzo, M. (2007). A branch and bound algorithm for scheduling trains in a railway network. *European Journal of Operational Research*, 183(2), 643–657.
- Glos, A., Krawiec, A., & Zimborás, Z. (2020). Space-efficient binary optimization for variational computing. *arXiv preprint arXiv:2009.07309*.
- Harrod, S. (2009). Capacity factors of a mixed speed railway network. *Transportation Research Part E: Logistics and Transportation Review*, 45(5), 830-841. doi: 10.1016/j.tre.2009.03.004
- Ikeda, K., Nakamura, Y., & Humble, T. S. (2019). Application of quantum annealing to nurse scheduling problem. *Scientific Reports*, 9(1), 1–10.
- Johnson, M. W., et al. (2011). Quantum annealing with manufactured spins. *Nature*, 473(7346), 194–198.
- Lange, J., & Werner, F. (2018). Approaches to modeling train scheduling problems as job-shop problems with blocking constraints. *Journal of Scheduling*, 21(2), 191–207.
- Larsen, R., Pranzo, M., D’Ariano, A., Corman, F., & Pacciarelli, D. (2014). Susceptibility of optimal train schedules to stochastic disturbances of process times. *Flexible Services and Manufacturing Journal*, 26(4), 466–489.
- Liu, S. Q., & Kozan, E. (2009). Scheduling trains as a blocking parallel-machine job shop scheduling problem. *Computers & Operations Research*, 36(10), 2840-2852. doi: 10.1016/j.cor.2008.12.012
- Luenberger, D., & Ye, Y. (1984). *Linear and Nonlinear Programming*.
- Mandal, A., Roy, A., Upadhyay, S., & Ushijima-Mwesigwa, H. (2020). Compressed quadratization of higher order binary optimization problems. In *Proceedings of the 17th ACM International Conference on Computing Frontiers* (pp. 126–131).
- Mattsson, L.-G., & Jenelius, E. (2015). Vulnerability and resilience of transport systems – a discussion of recent research. *Transportation Research Part A: Policy and Practice*, 81, 16-34. (Resilience of Networks) doi: 10.1016/j.tra.2015.06.002
- McGeoch, C., Farré, P., & Bernoudy, W. (2020). *D-Wave Hybrid Solver Service+ Advantage: Technology Update* (Tech. Rep.). D-Wave Systems Inc, Burnaby, BC, Canada.

- Mitchell, S., Consulting, S. M., & Dunning, I. (2011). *PuLP: A Linear Programming Toolkit for Python*.
- Mulley, C., Nelson, J. D., Ison, S., Tsoi, K. H., & Loo, B. P. Y. (2021). The Routledge Handbook of Public Transport. *The Routledge Handbook of Public Transport*.
- Salehi, Ö., Glos, A., & Mischczak, J. A. (2021). Unconstrained binary models of the travelling salesman problem variants for quantum optimization. *arXiv preprint arXiv:2106.09056*.
- Shimada, D., Shibuya, T., & Shibasaki, T. (2021). A decomposition method for makespan minimization in job-shop scheduling problem using ising machine. In *IEEE 8th International Conference on Industrial Engineering and Applications (ICIEA)* (pp. 307–314).
- Tsukamoto, S., Takatsu, M., Matsubara, S., & Tamura, H. (2017). An accelerator architecture for combinatorial optimization problems. *Fujitsu Sci. Tech. J*, 53(5), 8–13.
- Törnquist, J., & Persson, J. A. (2007). N-tracked railway traffic re-scheduling during disturbances. *Transportation Research Part B: Methodological*, 41(3), 342-362. doi: 10.1016/j.trb.2006.06.001
- Wen, C., Huang, P., Li, Z., Lessan, J., Fu, L., Jiang, C., & Xu, X. (2019). Train dispatching management with data- driven approaches: A comprehensive review and appraisal. *IEEE Access*, 7, 114547-114571. doi: 10.1109/ACCESS.2019.2935106