

Enhanced diffusion in soft-walled channels with a periodically varying curvature

Thomas H. Gray¹, Claudio Castelnovo¹, Ee Hou Yong^{2,*}

¹ *T.C.M. Group, Cavendish Laboratory, JJ Thomson Avenue, Cambridge, CB3 0HE, U.K. and*

² *Division of Physics and Applied Physics, School of Physical and Mathematical Sciences, Nanyang Technological University, Singapore 637371**

(Dated: January 3, 2022)

In one-dimension, the diffusion of particles along a line is slowed by the addition of energy barriers. The same is true in two-dimensions, provided that the confining channel in which the particles move doesn't change shape. However, if the shape changes then this is no longer necessarily true; adding energy barriers can enhance the rate of diffusion, and even restore free diffusion. We explore these effects for a channel with a sinusoidally varying curvature.

I. INTRODUCTION

Transport processes in channels of varying profile have been studied for many years. With applications in disparate fields such as zeolites and porous solids [1, 2], biological membranes [3–5], separating particles by their size [6–8] and carbon nanotubes [9], the importance of understanding these systems' behaviour is clear.

A common starting point is the Fick-Jacobs equation, an effective, one-dimensional equation for the evolution of the concentration of a solute along the centre-line of a multi-dimensional tube. Jacobs' treatment [10], which he attributed to Fick [11], was refined by Zwanzig [12], who produced a more general version. By assuming that the system is fully equilibrated in the direction normal to the length of the channel, Zwanzig reduced the multi-dimensional Smoluchowski equation to a one-dimensional form with a modified potential. The changing shape of the channel produces a logarithmic contribution to this potential, which leads to the description of the effect upon the motion in terms of 'entropic' barriers [13].

However, it isn't safe to assume that the system equilibrates fully in the confining direction; a shape which varies too rapidly, for instance, can prevent equilibrium from being established [14]. Zwanzig acknowledged the limitations of this approach and suggested how small deviations from equilibrium might be accounted for. This work, based around a spatially varying diffusion coefficient, has been built upon heavily [15–18].

Introducing a linear bias along a periodic channel leads to motion described by a redefined effective diffusion coefficient and a non-linear mobility. The former peaks for some value of the applied force, before falling to a constant value; the latter increases monotonically towards a constant value [19–21].

Although channels which are symmetrical about their axis feature prominently in this field, the more general case of a curved midline and varying width has also attracted attention. The motion can still be mapped onto one dimension, albeit with a modified expression for the spatially varying diffusion coefficient, which now reflects

the variation in the midline of the channel [22–25]. Motion in serpentine channels, where the midline is curved but the width is constant, has also been studied [26, 27].

Channels of curved midline and varying width can be created by using the same function to describe both walls, but then introducing a phase difference between the two. The current can be affected by this phase shift and a preferential direction of transport can emerge [28, 29].

Adding potential energy barriers to a channel of varying width can cause interesting effects because of the interaction between the energetic and entropic contributions to the potential. For instance, introducing a linear bias along the channel and tuning the phase difference between the periodic channel and the periodic barriers can induce a resonance-like behaviour in the non-linear mobility, and rectification can be observed [30]. Another example involves a channel with cosine-shaped walls which connects two reservoirs of particles at different concentrations over one period. By introducing a cosine energy barrier along the channel, and tuning the phase relative to the walls, it is possible to produce transport from low to high concentration [31].

Here we study over-damped motion in a soft-walled channel whose profile varies periodically. By introducing a periodic potential along the channel it is possible to increase the rate of diffusion above that observed without the potential, in some cases up to free diffusion. The energy barriers enhance the motion.

II. A ONE-DIMENSIONAL MODEL FOR THE EFFECTIVE DIFFUSION COEFFICIENT

We will consider motion in a channel

$$U(x, y) = U_x(x) + U_y(x, y), \quad (1)$$

where U_x is the potential energy contribution along the channel and U_y describes how the profile of the channel varies as a function of the displacement along it. If the channel is periodic in x , then the long-time motion will be diffusive, and so described by an effective diffusion coefficient D_{eff} . We will use Zwanzig's derivation of the Fick-Jacobs equation to explore the system's behaviour.

Zwanzig restricted his attention to the effect upon the diffusion coefficient of changes in the shape of the channel

* eehou@ntu.edu.sg

[12]. Here we will retain the effect of energy barriers. Our starting point is the two-dimensional Smoluchowski equation for the probability density $p(x, y, t)$

$$\begin{aligned} \frac{\partial p}{\partial t} = & D_x \frac{\partial}{\partial x} e^{-\beta U(x,y)} \frac{\partial}{\partial x} e^{\beta U(x,y)} p \\ & + D_y \frac{\partial}{\partial y} e^{-\beta U(x,y)} \frac{\partial}{\partial y} e^{\beta U(x,y)} p, \end{aligned} \quad (2)$$

where D_x and D_y are the free diffusion coefficients in the x and y directions, respectively. By inserting Eq. (1) into Eq. (2), integrating over the y -direction, and using the fact that U_y is confining, we obtain

$$\frac{\partial \rho}{\partial t} = D_x \frac{\partial}{\partial x} e^{-\beta U_x} \int_{-\infty}^{\infty} dy e^{-\beta U_y} \frac{\partial}{\partial x} e^{\beta U_x + \beta U_y} p, \quad (3)$$

where $\rho(x, t) = \int_{-\infty}^{\infty} dy p(x, y, t)$ is the one-dimensional probability density. Let us assume that the distribution is always in equilibrium in the y -direction, i.e.

$$p(x, y, t) \approx \rho(x, t) \frac{e^{-\beta U_y(x,y)}}{e^{-\beta A(x)}}, \quad (4)$$

where $A(x)$ is defined through

$$e^{-\beta A(x)} = \int_{-\infty}^{\infty} dy e^{-\beta U_y(x,y)}. \quad (5)$$

Inserting Eq. (4) into Eq. (3) and carrying out the integration over y produces the following partial differential equation for the one-dimensional density

$$\frac{\partial \rho}{\partial t} = D_x \frac{\partial}{\partial x} e^{-\beta U_x - \beta A} \frac{\partial}{\partial x} e^{\beta U_x + \beta A} \rho, \quad (6)$$

from which we can deduce the following expression for the one-dimensional effective potential U^*

$$U^*(x) = U_x(x) - \frac{1}{\beta} \ln \left(\int_{-\infty}^{\infty} dy e^{-\beta U_y(x,y)} \right). \quad (7)$$

Before we restrict our attention to a particular channel it is worth remarking upon an implication of Eq. (7). Variations in the shape of the channel impede motion, a feature accounted for by the second term in the expression for the effective potential. However, Eq. (7) implies that this retarding effect can be eradicated by introducing a potential in the x -direction: by setting $U_x = \frac{1}{\beta} \ln \int_{-\infty}^{\infty} dy e^{-\beta U_y(x,y)}$ the effective potential is zero and free diffusion is predicted. This is a point to which we will return.

We will now focus on the potential energy landscape

$$\begin{aligned} U_x(x) &= \frac{Q}{2} \left[1 + \cos \left(\frac{2\pi}{L} (x - \Delta x) \right) \right], \\ U_y(x, y) &= \frac{1}{2} \left[\alpha_0 + \alpha_1 \cos \left(\frac{2\pi x}{L} \right) \right] y^2, \end{aligned} \quad (8)$$

where $Q \geq 0$, and $\alpha_0 > \alpha_1$ to make the channel confining, and study the effects of Q and Δx on the motion.

With the expression for the one-dimensional effective potential in Eq. (7), we can derive the effective diffusion coefficient by considering the mean first-passage time from the potential energy maximum at $x = \Delta x$ to either of the maxima at $x = \Delta x \pm NL$. This is given by

$$\begin{aligned} \tau_N = & \frac{\mathcal{P}_R}{D_x} \int_{\Delta x}^{\Delta x + NL} dy e^{\beta U^*(y)} \int_{\Delta x - NL}^y dz e^{-\beta U^*(z)} \\ & - \frac{\mathcal{P}_L}{D_x} \int_{\Delta x - NL}^{\Delta x} dy e^{\beta U^*(y)} \int_{\Delta x - NL}^y dz e^{-\beta U^*(z)}, \end{aligned} \quad (9)$$

where \mathcal{P}_L and \mathcal{P}_R are the probabilities that the particle exits the region $[\Delta x - NL, \Delta x + NL]$ to the left and right, respectively [32]. The symmetry of the energy landscape means that $\mathcal{P}_L = \mathcal{P}_R = 1/2$, and Eq. (9) simplifies to

$$\tau_N = \frac{N^2}{2D_x} \int_{\Delta x}^{\Delta x + L} dy e^{\beta U^*(y)} \int_{\Delta x - L}^{\Delta x} dz e^{-\beta U^*(z)}, \quad (10)$$

where we have used the periodicity of the potential to recast each integral over one period.

After evaluating Eq. (7) for the potential defined in Eq. (8), inserting the result into Eq. (10), and changing variables to $\theta = 2\pi x/L$, we find

$$\tau_N = \frac{(NL)^2}{8\pi^2 D_x} \mathcal{I}_- \mathcal{I}_+, \quad (11)$$

where the quantities \mathcal{I}_{\pm} are given by

$$\mathcal{I}_{\pm} = \int_{\phi}^{2\pi + \phi} d\theta e^{\pm \frac{\beta Q}{2} \cos(\theta - \phi)} [\alpha_0 + \alpha_1 \cos \theta]^{\pm \frac{1}{2}}, \quad (12)$$

and $\phi = 2\pi \Delta x/L$ is the phase difference. Finally, we obtain the effective diffusion coefficient

$$D_{\text{eff}} = \lim_{N \rightarrow \infty} \frac{(NL)^2}{2\tau_N} = \frac{4\pi^2 D_x}{\mathcal{I}_- \mathcal{I}_+}. \quad (13)$$

The derivative of D_{eff} with respect to βQ can be an informative quantity. For a one-dimensional system it is at most zero, and it is negative for $\beta Q > 0$; increasing the height of the energy barriers reduces the size of the effective diffusion coefficient. Our quasi-one-dimensional system displays a more complicated behaviour:

$$\left. \frac{\partial D_{\text{eff}}}{\partial \beta Q} \right|_{\beta Q=0} = -\frac{D_0 \mathcal{C}(\alpha_0, \alpha_1)}{2} \cos \phi, \quad (14)$$

where $D_0 = D_{\text{eff}}(\beta Q = 0)$, and $\mathcal{C}(\alpha_0, \alpha_1)$ is a positive constant given by

$$\begin{aligned} \mathcal{C}(\alpha_0, \alpha_1) = & \frac{\int_0^{2\pi} d\theta \cos \theta \sqrt{\alpha_0 + \alpha_1 \cos \theta}}{\int_0^{2\pi} d\theta \sqrt{\alpha_0 + \alpha_1 \cos \theta}} \\ & - \frac{\int_0^{2\pi} d\theta \cos \theta / \sqrt{\alpha_0 + \alpha_1 \cos \theta}}{\int_0^{2\pi} d\theta / \sqrt{\alpha_0 + \alpha_1 \cos \theta}}. \end{aligned} \quad (15)$$

A central result of our work is that Eq. (14) can be positive; adding energy barriers can enhance the rate of diffusion along the channel.

III. BROWNIAN DYNAMICS SIMULATIONS

We used numerical simulations to study the two aspects of this work: the effect of the phase difference ϕ upon the behaviour of the effective diffusion coefficient, and the exact cancellation of energetic and entropic barriers to motion. Unless stated otherwise, simulations were performed with 10^5 particles, a time step $\delta t = 10^{-4}$ units, and unit values of the thermal energy $k_B T$ and damping coefficients γ_x and γ_y .

Eq. (14) predicts that the gradient of the effective diffusion coefficient at $\beta Q = 0$ is proportional to $\cos \phi$. We performed simulations for $\phi = 0$ and $\phi = \pi$ to investigate the extremal cases. We will start with the former, because the behaviour is familiar.

We expect a negative gradient at $\beta Q = 0$, and hence a monotonically decreasing effective diffusion coefficient. Fig. (1) confirms these expectations and reveals good agreement between theory and simulations over a range of amplitudes. This is because the potential energy minima – around which the particles spend the bulk of their time – coincide with the points of minimum curvature. The distribution can get closer to its equilibrium shape in the regions of the channel where it would otherwise struggle most to do so. Agreement improves with increasing amplitude because more time is spent around the minima. Finally, agreement is better for smaller values of α_1 because the variations in curvature are smaller.

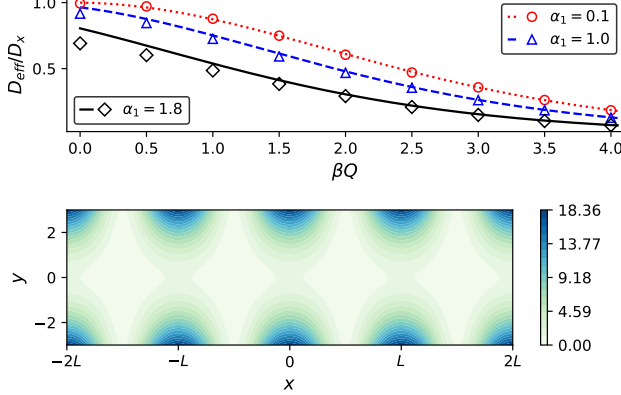


FIG. 1. The effective diffusion coefficient D_{eff} is plotted as a function of the cosine barrier height for three values of α_1 . The phase difference is $\phi = 0$, and $\alpha_0 = 2$. The lines represent the theory – Eq. (13) – whilst the symbols represent the results of the numerical simulations. The contour plot is for $\beta Q = 1.25525$, $\alpha_1 = 1.8$.

Let us now turn to the case $\phi = \pi$. Eq. (14) predicts that the effective diffusion coefficient initially grows with the amplitude of the potential energy barriers. Fig. (2) confirms this and reveals qualitative agreement between theory and simulations. However, quantitative agreement is not as good as in the previous case. This is because the points of minimum curvature coincide with

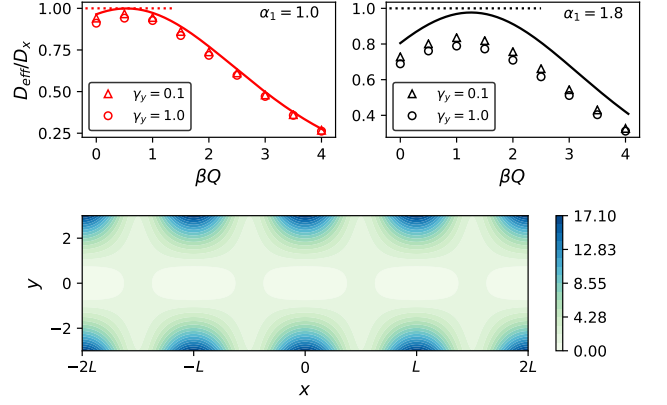


FIG. 2. The effective diffusion coefficient D_{eff} is plotted as a function of the cosine barrier height for two values of α_1 , and two values of γ_y in each case. The phase difference is $\phi = \pi$, and $\alpha_0 = 2$. The lines represent the theory – Eq. (13) – whilst the symbols represent the results of the numerical simulations. The contour plot is for $\beta Q = 1.25525$, $\alpha_1 = 1.8$.

the potential energy maxima. These are unstable points and particles pass through them quickly, leaving little chance for the ensemble to equilibrate. When $\alpha_1 = 1$ we see good quantitative agreement with the theory for values of $\beta Q > 2$. In contrast, for $\alpha_1 = 1.8$ there is a lack of good agreement even for $\beta Q = 4$. This is because the size of the entropic barriers to motion increases with the variation in the curvature of the channel, which is controlled by α_1 . For smaller values of α_1 , the rate of diffusion along the channel becomes determined by the height of the potential energy barriers at smaller values of the barrier height. Once in this regime, equilibration is less important for close agreement with the theory. As expected, decreasing γ_y improves agreement with the theory.

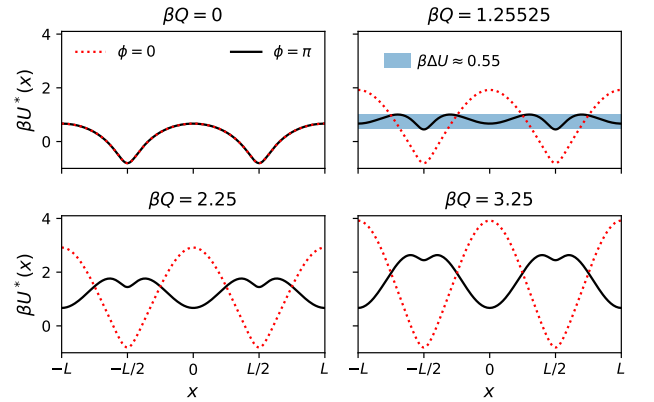


FIG. 3. The effective potential – Eq. (7) – is plotted for the landscape described in Eq. (8) for a series of values of the cosine barrier height for two values of the phase ϕ in each case. $\alpha_1 = 1.8$, $\alpha_0 = 2$.

Fig. (3) provides insight into the origin of the behaviour of the effective diffusion coefficient: increasing the amplitude of the cosine potential does not necessarily increase the barrier to motion in the effective potential. The energetic and entropic contributions can interact with one another so as to *decrease* the barrier to motion, as can be seen by comparing the panels for $\beta Q = 0$ and $\beta Q = 1.25525$, chosen because it is a good approximation to the amplitude which minimises the barrier.

The contour plots in Fig. (1) and Fig. (2) further our understanding of this effect. Fig. (1) reveals that introducing the cosine potential creates near-flat regions which extend away from the centre of the channel. By contrast, the near-flat regions in Fig. (2) extend much further along the line of the channel than away from it. The former will inhibit motion along the channel by enabling particles to move significant distances in unproductive directions. The latter comes close to providing a continuous near-flat region along the line of the channel, which is combined with steeper barriers to motion away from it. The region either side of the centre-line is flatter in Fig. (2) than in Fig. (1), and the saddle points are broader, which is beneficial for transport; it is easier for particles to move from a tighter minimum into a broader saddle than vice versa.

Let us conclude this section by returning to a point made after the introduction of the effective potential in Eq. (7). The potential energy landscape

$$U(x, y) = -\frac{1}{2\beta} \ln \left(\frac{\beta \alpha(x)}{2\pi} \right) + \frac{1}{2} \alpha(x) y^2 \quad (16)$$

has been constructed by adding to the U_y term describing the shape of the channel a series of potential energy barriers in the x -direction such that the effective potential is exactly zero. This predicts free diffusion.

Motion was simulated for a range of values of α_1 for $\alpha_0 = 2$. In each case, the effect of decreasing γ_y from one to 10^{-2} upon the effective diffusion coefficient was studied. Motion was also simulated in the absence of the energy barriers. The results are shown in Fig. (4).

For all values of α_1 the effective diffusion coefficient is larger in the presence of energy barriers than in their absence. Again, as expected, decreasing γ_y improves agreement with the theory.

IV. CONCLUSIONS

We used the Fick-Jacobs equation to study the behaviour of particles diffusing along channels with a periodically varying profile and potential energy barriers along their length. Treating the variations in the shape of the channel as entropic barriers to motion reduces the problem to diffusion in an (approximate) one-dimensional potential.

For the cosine-based potential studied here, the position of the potential energy minima relative to the points

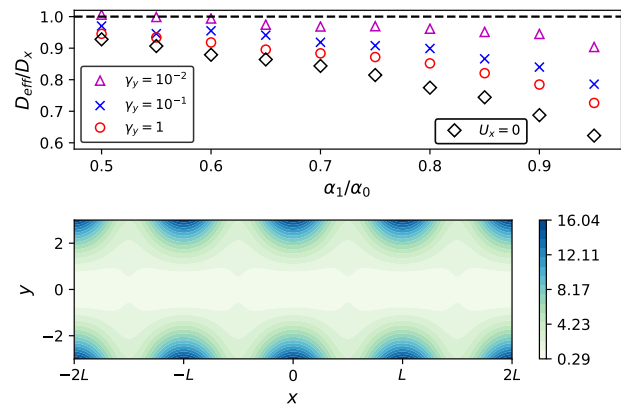


FIG. 4. The effective diffusion coefficient D_{eff} for motion in the potential described in Eq. (16) is plotted as a function of α_1/α_0 for a series of values of γ_y ($\alpha_0 = 2$ throughout). The effective diffusion coefficient in the absence of energy barriers is also plotted ($U_x = 0$). The contour plot ($\alpha_1 = 1.5, \alpha_0 = 2$) reveals that the channel has a near-flat central section along x .

of minimum curvature determines how the effective diffusion coefficient responds to increasing the height of the energy barriers. If the two coincide, then a monotonic decrease is observed, and there is good quantitative agreement with the theory. If the two are perfectly out-of-phase, so that the energy minima coincide with the regions of maximum curvature, then the effective diffusion coefficient initially increases above its zero-amplitude value, resulting in enhanced diffusion. Good quantitative agreement is observed only when the energy barriers dwarf the entropic barriers. Before this point, lack of equilibration in the confining direction precludes good agreement.

For a given channel it is possible to construct a series of energy barriers which cancel out the entropic barriers; free diffusion is then predicted. Numerical simulations confirm that adding these barriers increases the rate of diffusion, and decreasing the damping coefficient in the confining direction leads ever-closer to free diffusion.

V. ACKNOWLEDGEMENTS

T.H.G acknowledges support from the EPSRC and E.H.Y. acknowledges support from Nanyang Technological University, Singapore, under its Start Up Grant Scheme (04INS000175C230).

-
- [1] D. M. Ruthven, Diffusion in zeolites, in *Zeolites: A Refined Tool for Designing Catalytic Sites*, Studies in Surface Science and Catalysis, Vol. 97, edited by L. Bonnevot and S. Kaliaguine (Elsevier, 1995) pp. 223–234.
- [2] A. Schüring, S. M. Auerbach, S. Fritzsche, and R. Haberlandt, On entropic barriers for diffusion in zeolites: A molecular dynamics study, *The Journal of Chemical Physics* **116**, 10890 (2002).
- [3] B. Hille, Ionic channels in excitable membranes. current problems and biophysical approaches, *Biophysical Journal* **22**, 283 (1978).
- [4] A. M. Berezhkovskii and S. M. Bezrukov, Optimizing transport of metabolites through large channels: Molecular sieves with and without binding, *Biophysical Journal* **88**, L17 (2005).
- [5] L. Liu, P. Li, and S. A. Asher, Entropic trapping of macromolecules by mesoscopic periodic voids in a polymer hydrogel, *Nature* **397**, 141 (1999).
- [6] A. Corma, From microporous to mesoporous molecular sieve materials and their use in catalysis, *Chemical Reviews* **97**, 2373 (1997), pMID: 11848903.
- [7] D. Reguera, A. Luque, P. S. Burada, G. Schmid, J. M. Rubi, and P. Hanggi, Entropic splitter for particle separation, *Phys. Rev. Lett.* **108**, 020604 (2012).
- [8] T. Motz, G. Schmid, P. Hanggi, D. Reguera, and J. M. Rubi, Optimizing the performance of the entropic splitter for particle separation, *The Journal of Chemical Physics* **141**, 074104 (2014).
- [9] A. Berezhkovskii and G. Hummer, Single-file transport of water molecules through a carbon nanotube, *Phys. Rev. Lett.* **89**, 064503 (2002).
- [10] M. H. Jacobs, Diffusion processes, in *Diffusion Processes* (Springer Berlin Heidelberg, Berlin, Heidelberg, 1935) pp. 1–145.
- [11] A. Fick, Ueber diffusion, *Annalen der Physik* **170**, 59 (1855).
- [12] R. Zwanzig, Diffusion past an entropy barrier, *The Journal of Physical Chemistry* **96**, 3926 (1992).
- [13] D. Reguera and J. M. Rubi, Kinetic equations for diffusion in the presence of entropic barriers, *Phys. Rev. E* **64**, 061106 (2001).
- [14] T. H. Gray and E. H. Yong, An effective one-dimensional approach to calculating mean first passage time in multi-dimensional potentials, *The Journal of Chemical Physics* **154**, 084103 (2021).
- [15] P. Kalinay and J. K. Percus, Projection of two-dimensional diffusion in a narrow channel onto the longitudinal dimension, *The Journal of Chemical Physics* **122**, 204701 (2005).
- [16] P. Kalinay and J. K. Percus, Corrections to the fick-jacobs equation, *Phys. Rev. E* **74**, 041203 (2006).
- [17] P. Kalinay and J. K. Percus, Approximations of the generalized fick-jacobs equation, *Phys. Rev. E* **78**, 021103 (2008).
- [18] P. Burada, G. Schmid, P. Talkner, P. Hanggi, D. Reguera, and J. Rubi, Entropic particle transport in periodic channels, *Biosystems* **93**, 16 (2008).
- [19] P. Reimann, C. Van den Broeck, H. Linke, P. Hanggi, J. M. Rubi, and A. Pérez-Madrid, Diffusion in tilted periodic potentials: Enhancement, universality, and scaling, *Phys. Rev. E* **65**, 031104 (2002).
- [20] D. Reguera, G. Schmid, P. S. Burada, J. M. Rubi, P. Reimann, and P. Hanggi, Entropic transport: Kinetics, scaling, and control mechanisms, *Phys. Rev. Lett.* **96**, 130603 (2006).
- [21] P. S. Burada, G. Schmid, D. Reguera, J. M. Rubi, and P. Hanggi, Biased diffusion in confined media: Test of the fick-jacobs approximation and validity criteria, *Phys. Rev. E* **75**, 051111 (2007).
- [22] R. M. Bradley, Diffusion in a two-dimensional channel with curved midline and varying width: Reduction to an effective one-dimensional description, *Phys. Rev. E* **80**, 061142 (2009).
- [23] A. Berezhkovskii and A. Szabo, Time scale separation leads to position-dependent diffusion along a slow coordinate, *The Journal of Chemical Physics* **135**, 074108 (2011).
- [24] L. Dagdug and I. Pineda, Projection of two-dimensional diffusion in a curved midline and narrow varying width channel onto the longitudinal dimension, *The Journal of Chemical Physics* **137**, 024107 (2012).
- [25] Y. Chavez, G. Chacon-Acosta, and L. Dagdug, Effects of curved midline and varying width on the description of the effective diffusivity of brownian particles, *Journal of Physics: Condensed Matter* **30**, 194001 (2018).
- [26] X. Wang and G. Drazer, Transport of brownian particles in a narrow, slowly varying serpentine channel, *The Journal of Chemical Physics* **142**, 154114 (2015).
- [27] X. Wang, Biased transport of brownian particles in a weakly corrugated serpentine channel, *The Journal of Chemical Physics* **144**, 044101 (2016).
- [28] F.-g. Li and B.-q. Ai, Current control in a two-dimensional channel with nonstraight midline and varying width, *Phys. Rev. E* **87**, 062128 (2013).
- [29] J. Alvarez-Ramirez, L. Dagdug, and L. Inzunza, Asymmetric brownian transport in a family of corrugated two-dimensional channels, *Physica A: Statistical Mechanics and its Applications* **410**, 319 (2014).
- [30] P. Burada, Y. Li, W. Riefler, and G. Schmid, Entropic transport in energetic potentials, *Chemical Physics* **375**, 514 (2010), stochastic processes in Physics and Chemistry (in honor of Peter Hanggi).
- [31] X.-T. Zheng, J.-C. Wu, B.-Q. Ai, and F.-G. Li, Brownian pump induced by the phase difference between the potential and the entropic barrier, *The European Physical Journal B* **86**, 479 (2013).
- [32] C. Gardiner, *Handbook of Stochastic Methods for Physics, Chemistry, and the Natural Sciences*, Springer complexity (Springer, 2004).