

Research Article

Stefano Longhi*

Dispersive bands of bound states in the continuum

<https://doi.org/10.1515/sample-YYYY-XXXX>

Received Month DD, YYYY; revised Month DD, YYYY; accepted Month DD, YYYY

Abstract: Bound states in the continuum (BICs), i.e. highly-localized modes with energy embedded in the continuum of radiating waves, have provided in the past decade a new paradigm in optics and photonics, especially at the nanoscale, with a range of applications from nano photonics to optical sensing and laser design. Here we introduce the idea of a crystal made of BICs, in which an array of BICs are indirectly coupled via a common continuum of states resulting in a tight-binding dispersive energy miniband embedded in the spectrum of radiating waves. The results are illustrated for a chain of optical cavities side-coupled to a coupled-resonator optical waveguide (CROW) with non-local contact points.

Keywords: Bound states in the continuum, waveguides and resonators, photonic lattices

1 Introduction

Bound states in the continuum (BICs), originally predicted in non-relativistic quantum mechanics for certain exotic potentials sustaining localized states with energies embedded in the continuous spectrum of scattered states [1–3], have attracted an increasing interest in optics and photonics over the past decade [4–41], providing a new paradigm for unprecedented light localization in nanophotonic structures (for recent reviews see [42–46]). Besides of fundamental interest, BICs have found many interesting applications in several areas of photonics, including integrated and nanophotonic circuits [18, 36, 41, 44], laser design [26–28, 39], optical sensing [22, 34] and nonlinear optics [16, 30, 37]. Bound states in the continuum have found increasing interest also in cavity and circuit quantum electrodynamics, where spontaneous emission and decoherence can be prevented by the formation of photon-atom BICs [47–55]. Among the different mechanisms underlying the formation of BICs [1], we mention symmetry-protected BICs, BICs via separability, Fano or Fabry-Pérot BICs, and BICs from inverse engineering. In the majority of cases, a BIC arises from perfect destructive interference of distinct decay channels in the continuum of radiation modes, and thus perturbations rather generally transform a BIC into a long-lived resonance state of the system, so-called quasi-BICs. While the main interest on BICs and quasi-BICs has been focused to their localization features, such as the exceptionally high Q factors achievable using quasi BICs, and to the narrow Fano-like resonances arising from engineering BICs with applications to optical sensing, a less explored question is the coupling of BICs and related transport features. Arrays of BICs with compact support provide an example of a flat band system, and have been investigated in some previous works [56–58]. However, in such a geometrical setting the BICs are decoupled and transport in the system via BIC hopping is prevented. Coupling of two BICs via a common continuum results rather generally into the formation of two quasi-BICs, which can sustain long-lived Rabi oscillations [54, 59]. Such results stimulate the search for dispersive bands of BICs, beyond the flat band regime, where transport is impossible.

In this article we introduce the idea of a crystal of BICs where a dispersive band, formed by indirect coupling of a chain of BIC states, is embedded in the broader continuum of radiating waves. Contrary to

*Corresponding author: Stefano Longhi, Dipartimento di Fisica, Politecnico di Milano, Piazza L. da Vinci 32, I-20133 Milano, Italy & IFISC (UIB-CSIC), Instituto de Física Interdisciplinar y Sistemas Complejos - Palma de Mallorca, Spain
e-mail: stefano.longhi@polimi.it

the BIC flat band systems [56–58], in our setting the band formed by the BIC states is dispersive, thus allowing transport in the system when e.g. a gradient field is applied. The concept of BIC crystal and transport via BIC mode hopping is exemplified by considering an array of optical cavities side-coupled to a coupled-resonator optical waveguide (CROW) [60, 61] with non-local contact points.

2 Dispersive bands formed by indirectly-coupled BICs: Effective non-Hermitian description

To highlight the idea of a crystal of BICs, let us consider a rather general model describing N discrete states coupled to a common one-dimensional continuum of radiating waves into which they can decay. In photonics, this system can describe, for example, an array of N optical cavities equally spaced by a distance d , with the same resonance frequency ω_0 , side-coupled by evanescent field to a waveguide, as schematically shown in Fig.1A. A possible photonic platform, suggested in a pioneering work on photonic BICs, could be a 1D photonic crystal waveguide on a square lattice of dielectric rods with additional lateral defects, which displays BICs with low radiation losses [5]. Our main focus is to consider a crystal of side-coupled resonators in the $N \rightarrow \infty$ limit. We note that in cavity or circuit quantum electrodynamics (QED) context the system of Fig.1A can describe as well an array of two-level quantum emitters with transition frequency ω_0 , equally-spaced by a distance d and non-locally coupled by electric-dipole transition to the photon field of waveguide modes. Such circuit QED model could be implemented, for example, using arrays of artificial atoms side-coupled to a quantum waveguide realized with superconducting quantum circuits [52]. In the following, we will explicitly refer to the photonic system model and will use the terminology of integrated photonics.

In the second-quantization framework, the full Hamiltonian of the photon field is described by Friedrichs-Lee (or Fano-Anderson) Hamiltonian (see for instance [62, 63])

$$\hat{H} = \hat{H}_s + \hat{H}_c + \hat{H}_i \quad (1)$$

where

$$\hat{H}_s = \sum_n \omega_0 \hat{a}_n^\dagger \hat{a}_n \quad (2)$$

is the Hamiltonian of photon field in the N uncoupled cavities with the same resonance frequency ω_0 ($n = 1, 2, \dots, N$),

$$\hat{H}_c = \int dk \omega(k) \hat{c}^\dagger(k) \hat{c}(k) \quad (3)$$

in the Hamiltonian describing the radiating field in the one-dimensional waveguide, with dispersion relation $\omega(k)$ parametrized by the wave number k , and

$$\hat{H}_i = \sum_n \int dk \{ G_n(k) \hat{a}_n^\dagger \hat{c}(k) + \text{H.c.} \} \quad (4)$$

describes the resonator-waveguide coupling with spectral coupling functions $G_n(k)$. In the above equations, \hat{a}_n^\dagger and $\hat{c}^\dagger(k)$ are the bosonic creation operators of photons in the resonator mode of the n -th cavity and in the radiating field of wave number k in the waveguide, respectively. Such operators satisfy the usual bosonic commutation relations $[\hat{a}_n, \hat{a}_l^\dagger] = \delta_{n,l}$, $[\hat{a}_l, \hat{c}^\dagger(k)] = 0$, $[\hat{c}(k), \hat{c}^\dagger(k')] = \delta(k - k')$, etc. Assuming time-reversal symmetry, the dispersion relation $\omega(k)$ of the propagating modes in the waveguide satisfies the condition $\omega(-k) = \omega(k)$. We also assume that ω_0 is embedded in the continuous spectrum of waveguide modes and that the resonance condition

$$\omega(k) = \omega_0 \quad (5)$$

is satisfied for $k = \pm k_0$, with $\omega(k) \simeq |k|v_g$ for $k \sim \pm k_0$, where v_g is the group velocity of the left- and right-propagating modes of the waveguide at the frequency ω_0 . Since the resonators are equally-spaced

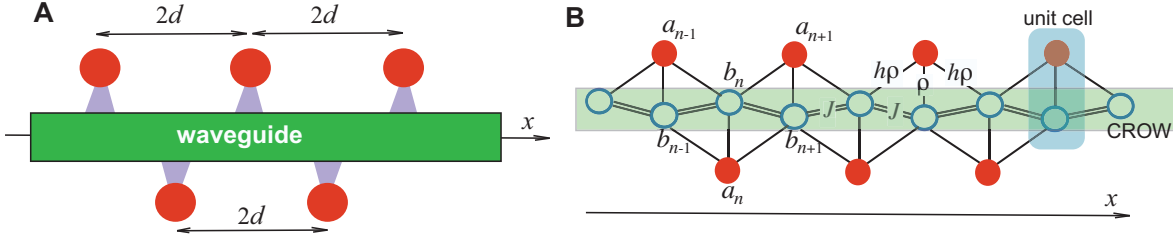


Fig. 1: **A** Schematic of a waveguide with N side-coupled optical resonators or cavities ($N = 5$ in the figure). Adjacent cavities are spaced by a distance d . **B** A CROW in a zig-zag geometry (blue rings) with side-coupled optical cavities (red circles). The solid bonds show the couplings of the various cavities/resonators. Note that each cavity is coupled to three resonators of the CROW with coupling constants ρ and $h\rho$. The distance between adjacent cavities is $d = 1$ (in units of the CROW period). The overall cavities-CROW system can be viewed as a bipartite lattice with two sites in the unit cell (sublattice A formed by the side cavities and the sublattice B formed by the resonators of the CROW). The weak-coupling limit corresponds to $\rho \ll J$, where J is the coupling rate of adjacent resonators in the CROW:

by a distance d along the waveguide axis x and equally coupled to the waveguide, the spectral coupling functions $G_n(k)$ satisfy the condition [6]

$$G_n(k) = G_0(k) \exp(ikdn). \quad (6)$$

with $G_0(k) \rightarrow 0$ as $k \rightarrow \pm\infty$. Let us assume that the system is initially excited by a single photon or by a classical state of light in the resonators solely. In this case we can restrict the analysis to the single excitation sector of Fock space [53, 64] by letting

$$|\psi(z)\rangle = \left\{ \sum_n a_n(t) \hat{a}_n^\dagger |0\rangle + \int dk c(k,t) \hat{c}^\dagger(k) |0\rangle \right\} \exp(-i\omega_0 t) \quad (7)$$

for the state vector of the photon field, where the amplitude probabilities $a_n(t)$ and $c(k,t)$ satisfy the classical (c -number) coupled-mode equations

$$i \frac{da_n}{dt} = \int dk G_n(k) c(k,t) \quad (8)$$

$$i \frac{\partial c}{\partial t} = \{\omega(k) - \omega_0\} c(k,t) + \sum_n G_n^*(k) a_n(t) \quad (9)$$

with $c(k,0) = 0$. Assuming a weak resonator-waveguide coupling and neglecting retardation effects, using standard methods one can eliminate the waveguide degrees of freedom $c(k,t)$ from the dynamics, resulting in an effective non-Hermitian coupling among the resonators mediated by the continuum of waveguide modes [5, 6, 46, 62, 63, 65–67]. The resulting approximate non-Hermitian dynamics of the resonator field amplitudes a_n read

$$i \frac{da_n}{dt} \simeq \sum_l H_{n,l} a_l \quad (10)$$

where the elements of the non-Hermitian matrix H are given by (technical details are presented in Sec.1 of the Supplementary Material)

$$H_{n,l} = \lim_{\epsilon \rightarrow 0^+} \int dk \frac{G_n(k) G_l^*(k)}{i\epsilon + \omega_0 - \omega(k)}. \quad (11)$$

Note that, from Eqs.(6) and (11) it follows that $H_{n,l}$ is a function of $(n-l)$ solely, i.e.

$$H_{n,l} = H_{n-l} = \lim_{\epsilon \rightarrow 0^+} \int dk \frac{|G_0(k)|^2 \exp[ikd(n-l)]}{i\epsilon + \omega_0 - \omega(k)}. \quad (12)$$

A few general properties of the coefficients H_n are discussed in Sec.1 of the Supplementary Material. In particular, for a symmetric coupling of the resonator mode with forward and backward propagating modes

of the waveguide, i.e. for $G_0(-k) = G_0(k)$, one has $H_{-n} = H_n$. Moreover, H_n vanishes as $n \rightarrow \infty$ if and only if the condition

$$G(\pm k_0) = 0 \quad (13)$$

is satisfied. As shown in the Supplementary Material, this condition corresponds to vanishing of the imaginary part of H_0 , i.e. to the existence of a BIC when a *single* resonator (rather than a chain of resonators) is coupled to the waveguide.

In a system with discrete translation invariance, i.e. in the $N \rightarrow \infty$ limit, Eq.(10) indicates that the indirectly-coupled resonators behave like a tight-binding crystal with long range hopping, sustaining Bloch-like supermodes of the form

$$a_n = A \exp[iqdn - i\Omega(q)t] \quad (14)$$

with the energy dispersion relation given by

$$\Omega(q) = \sum_n H_n \exp(-iqdn) \quad (15)$$

where $-\pi/d \leq q < \pi/d$ is the Bloch wave number. The main result is that, provided that the condition (13) is met, the series on the right hand side of Eq.(15) converges and the energy spectrum, described by the dispersion curve $\Omega(q)$, is entirely real and given by (see Sec.2 of the Supplementary Material for technical details)

$$\Omega(q) = \frac{2\pi}{d} \sum_{l=-\infty}^{\infty} \frac{|G_0(q + 2\pi l/d)|^2}{\omega_0 - \omega(q + 2\pi l/d)}. \quad (16)$$

Clearly, the dispersion curve $\Omega(q)$ is embedded in the broad spectrum $\omega(k)$ of scattering states of waveguides. A trivial case is when the BIC modes are compact states and decoupled one from another ($H_n = 0$ for $n \neq 0$), which occurs for enough wide spacing d : in this case one obtains a *flatband* BIC crystal, i.e. $\Omega(q) = H_0$ independent of q . Examples of crystals sustaining a flat band of BIC states have been discussed in the context of flat band systems (see e.g. [56–58]). However, the present asymptotic analysis shows that an entirely real energy dispersion relation is possible beyond the flat band case when the BIC states are indirectly coupled via the continuum of the waveguide modes, so that excitation can be transferred among the various indirectly-coupled BICs through the embedded dispersive band $\Omega(q)$.

3 An example of a BIC lattice: optical cavities side-coupled to a coupled-resonator optical waveguide (CROW)

3.1 Model and band structure

To illustrate the existence and properties of a BIC crystal with a dispersive band, we consider a simple and exactly-solvable tight-binding model, shown in Fig1B. It consists of an array of optical cavities side-coupled with three contact points to a CROW in a zig-zag geometry, with spacing $d = 1$ between one cavity and the next one (in units of the CROW period). We assume negligible radiation losses from the cavities to the surrounding space, so that decay mainly arises from evanescent mode coupling to the CROW. This system could be physically implemented in a 2D photonic crystal platform, where a periodic sequence of defect modes is side-coupled to a 1D photonic crystal waveguide, in a configuration similar to the case of the two off-channel defects suggested in Ref.[5]. In such a configuration the side-coupled off-channel cavities are hidden deeply in the photonic crystal so that radiation losses from the cavities are strongly suppressed. For the case of $N = 2$ cavities, this model has been recently studied in Ref.[59], showing that weakly damped Rabi flopping can be observed owing to the indirect coupling of two quasi-BIC modes. Here we consider, conversely, the $N \rightarrow \infty$ limit so that the system displays discrete translation invariance and we can apply Bloch band theory. We indicate by ω_0 the frequency detuning between the optical modes in

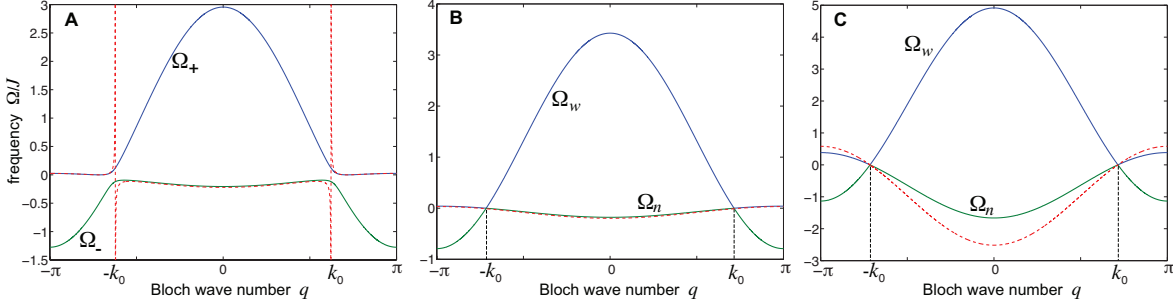


Fig. 2: A,B. Band diagram of the CROW structure with side-coupled optical cavities of Fig.1B for parameter values $\rho/J = 0.3$, $h = 0.8$ and for **A** $\omega_0/J = -0.75$, **B** $\omega_0/J = -1/h = -1.25$. The dashed red curves in **A** and **B** show the band dispersion curve $\Omega(q)$ predicted by the asymptotic analysis [Eq.(20)]. In **A** the BIC condition $\omega_0 = -J/h$ is not satisfied, the spectrum is gapped with non-crossing upper (Ω_+) and lower (Ω_-) bands. Note that $\Omega(q)$ shows a singularity at the Bloch wave numbers $q = \pm k_0$, where k_0 satisfies the resonance condition $\omega_0 = 2J \cos k_0$. In **B** the BIC condition $\omega_0 = -J/h$ is satisfied and the spectrum is gapless, resulting in the formation of narrow band Ω_n (the BIC band) embedded in a wider band Ω_w . In this case the predicted curve $\Omega(q)$ is almost overlapped with the exact curve Ω_n of the narrow band. **C.** Band diagram in the strong coupling regime ($\rho/J = 1.1$, $h = 0.8$) with $\omega_0/J = -1/h$. A narrower band Ω_n embedded in a wider band Ω_w is still observed in the exact model (solid curves). However, the asymptotic analysis [Eq.(21), dashed curve] fails to provide the accurate shape of the narrow band.

the cavities and resonators, by J the coupling constant between adjacent resonators in the CROW, and by ρ and $h\rho$ the coupling of each optical cavity with the three closest resonators of the CROW (Fig.1B). The dimensionless parameter h measures the relative strength of nearest and next-to-the-nearest mode coupling of the optical cavity with the CROW resonators. We typically assume $\rho < J$, with $\rho \ll J$ in the weak coupling regime. Clearly, in the $N \rightarrow \infty$ limit the tight-binding Hamiltonian in Wannier basis can be readily solved by Bloch theorem and the energy spectrum consists of two bands since the entire system can be viewed as a bipartite lattice composed by two sublattices (Fig.1B). This analysis will be discussed below. Before, we wish to illustrate how the existence of the BIC crystal can be predicted from the effective non-Hermitian description outlined in the previous section. As shown in Sec.3 of the Supplementary Material, the Hamiltonian of the photon field for the model of Fig.1B can be cast in the general Friedrichs-Lee form of Eqs.(1-4), where the continuum of radiation modes in the waveguide are the Bloch modes of the CROW with the dispersion relation

$$\omega(k) = 2J \cos k, \quad (17)$$

[k varies in the range $(-\pi, \pi)$], while the spectral coupling function $G_0(k)$ is given by

$$G_0(k) = \frac{\rho}{\sqrt{2\pi}} (1 + 2h \cos k). \quad (18)$$

The BIC condition (13) is satisfied provided that the frequency detuning ω_0 is tuned to the value

$$\omega_0 = 2J \cos k_0 = -J/h \quad (19)$$

so as $G(\pm k_0) = 0$. Note that, to satisfy Eq.(19), we necessarily require $h > 1/2$.

The dispersion curve of the BIC crystal is obtained from Eq.(16), where the sum on the right hand side of the equation is limited to the $n = 0$ term solely (this is because k varies only in the range $(-\pi, \pi)$, rather than from $-\infty$ to ∞ as in a waveguide). One obtains

$$\Omega(q) = \frac{\rho^2(1 + 2h \cos q)^2}{\omega_0 - 2J \cos q} \quad (20)$$

which shows a singularity at $J \cos q = \omega_0/2$. The physical origin of such a singularity and failure of the asymptotic method will be discussed below through the exact analysis. However, the curve $\Omega(q)$ is regularized under the BIC condition $\omega_0 = -J/h$ [Eq.(19)], yielding

$$\Omega(q) = -\frac{\rho^2 h}{J} (1 + 2h \cos q) \quad (21)$$

Note that the dispersion curve is sinusoidal, corresponding to the vanishing of H_n for $n \neq 0, \pm 1$.

Let us then turn to the *exact* analysis of modes and spectrum of the lattice shown in Fig.1B, which can be readily obtained by standard Bloch analysis in the Wannier basis of the CROW modes. In fact, indicating by a_n and b_n the field amplitudes in the n -th side-coupled optical cavity and in the n -th resonator of the CROW, the classical coupled-mode equations for a_n and b_n read

$$i \frac{da_n}{dt} = \omega_0 a_n + \rho b_n + \rho h (b_{n-1} + b_{n+1}) \quad (22)$$

$$i \frac{db_n}{dt} = J (b_{n+1} + b_{n-1}) + \rho a_n + \rho h (a_{n+1} + a_{n-1}). \quad (23)$$

The Bloch eigenstates (supermodes) of the lattice are of the form

$$\begin{pmatrix} a_n \\ b_n \end{pmatrix} = \begin{pmatrix} A \\ A \end{pmatrix} \exp[iqn - i\omega_0 t - i\Omega(q)t] \quad (24)$$

where the dispersion relation $\Omega(q)$ is obtained as the root of the determinantal equation

$$\begin{vmatrix} \Omega(q) & -\rho(1 + 2h \cos q) \\ -\rho(1 + 2h \cos q) & \Omega(q) + \omega_0 - 2J \cos q \end{vmatrix} = 0. \quad (25)$$

Note that Eq.(25) is of second order in $\Omega(q)$, indicating the existence of two lattice bands, according to the bipartite nature of the lattice which comprises the two sublattices A (optical cavities) and B (resonators of the CROW). The dispersion curves of the two bands read

$$\Omega_{\pm}(q) = -\frac{\omega_0}{2} + J \cos q \pm \sqrt{\left(\frac{\omega_0}{2} - J \cos q\right)^2 + \rho^2(1 + 2h \cos q)^2}. \quad (26)$$

Rather generally the energy spectrum is gapped with an upper (Ω_+) and lower (Ω_-) band (Fig.2A). However, when the resonance frequency detuning ω_0 is tuned to the value $\omega_0 = -J/h$, corresponding to the BIC condition (19), the spectrum is gapless and the two bands cross, leading to the formation of a narrow band $\Omega_n(q)$, embedded in a wider band $\Omega_w(q)$, as shown in Fig.2B. Basically, $\Omega_n(q) = \Omega_-(q)$ for $-k_0 \leq q \leq k_0$, and $\Omega_n(q) = \Omega_+(q)$ for $|q| > k_0$. Likewise, $\Omega_w(q) = \Omega_+(q)$ for $-k_0 \leq q \leq k_0$, and $\Omega_w(q) = \Omega_-(q)$ for $|q| > k_0$. Remarkably, the narrow and wider bands have the same dispersion relation but with different amplitudes $\Delta_{w,n}$, namely

$$\Omega_{w,n}(q) = \Delta_{w,n}(1 + 2h \cos q) \quad (27)$$

with

$$\Delta_{w,n} = \frac{J}{2h} \pm \sqrt{\left(\frac{J}{2h}\right)^2 + \rho^2}. \quad (28)$$

Note that, in the weak coupling limit $\rho \ll J$ one has $\Delta_n \simeq -h\rho^2/J$, so that the dispersion relation $\Omega_n(q)$ of the embedded narrow band exactly reduces to Eq.(21), predicted by the asymptotic analysis. The corresponding Bloch eigenstates [Eq.(24)] have the largest excitation in the sublattice a_n , i.e. in the optical cavities, with a ratio $B/A = \Delta_n/\rho \sim O(\rho/J)$.

It is worth briefly discussing the failure of the asymptotic analysis when the BIC condition $\omega_0 = -J/h$ is not met and the appearance of a singularity in the energy band $\Omega(q)$, given by Eq.(20), at the Bloch wave number $q = \pm k_0$ with $J \cos k_0 = \omega_0/2$. To this aim, let us consider the exact band structure of the system, given by Eq.(26), in the $\rho/J \rightarrow 0$ limit. Let us write the bands Ω_{\pm} in the equivalent form

$$\Omega_{\pm}(q) = -\frac{\omega_0}{2} + J \cos q \pm \left| \frac{\omega_0}{2} - J \cos q \right| \sqrt{1 + \frac{\rho^2(1 + 2h \cos q)^2}{\left(\frac{\omega_0}{2} - J \cos q\right)^2}}. \quad (29)$$

In the limit $\rho/J \rightarrow 0$ and for $\omega_0 \neq -J/h$, a narrow gap, corresponding to an avoided crossing of the two branches $\Omega_{\pm}(q)$, occurs at the Bloch wave number $q = \pm k_0$ such that $J \cos k_0 = \omega_0/2$. For q far enough




Fig. 3: Bloch oscillation dynamics in the BIC crystal with the same parameter values as in Fig.2B and for a gradient $F/J = 0.025$. The initial excitation condition is a Gaussian wave packet $a_n(0) = \exp[-(n/w)^2 + iq_0n]$ with initial wave number $q_0 = 0$ and width $w = 3$. The external gradient F induces a drift of the Bloch wave number according to $q(t) = q_0 + Ft$, which is schematically depicted in A by solid arrows. When the wave number q reaches the crossing point $q = k_0$, the wide band Ω_w is not excited and the entire wave packet undergoes a periodic motion, remaining trapped in the narrow (BIC) band Ω_n , with a period $T_B = 2\pi/F \simeq 251.3/J$. This is shown in panel B, which depicts on a pseudo color map the temporal evolution of the amplitudes $|a_n(t)|$ in the various cavities, labelled by the site number n . The temporal evolution of the fractional optical power $P(t)$ trapped in the cavities, defined by Eq.(33), is shown in panel C. Note that during the entire BO period the optical power remains mostly trapped in the optical cavities, with small excitation of the resonators in the CROW.

from $\pm k_0$ such that $|2J \cos q - \omega_0| \gg \rho$, we can perform a Taylor expansion of the square root on the right hand side of Eq.(29), yielding for the mixed branch $\Omega_n(q)$ the following expression

$$\Omega_n(q) \simeq \frac{\rho^2(1 + 2h \cos q)^2}{\omega_0 - 2J \cos q} \quad (30)$$

which is precisely the dispersion curve Eq.(20) predicted by the asymptotic analysis. Hence, the unphysical singularity found in Eq.(20) at the Bloch wave numbers $q = \pm k_0$ is related to the formation of a physical band gap, which cannot be described by the asymptotic analysis.

Finally, let us mention that for the exactly solvable model given by Eqs.(22,23) a narrower dispersive band Ω_n embedded into a wider band Ω_w is observed even in the strong coupling regime (ρ comparable or even larger than J), provided that the gapless condition $\omega_0 = -J/h$ is met. An example of the exact band structure (Ω_n and Ω_w) in the strong coupling regime is shown in Fig.2C by solid curves. Clearly, in this regime the asymptotic analysis, valid in the weak coupling limit, does not provide anymore an accurate description of the embedded band Ω_n , with the dispersion curve $\Omega(q)$ predicted by Eq.(21) (dashed curve in Fig.2C) substantially deviating from the exact band dispersion curve Ω_n . Also, in the strong coupling regime a single BIC mode does not exist anymore under the condition (19), and an additional shift from the gapless value given by Eq.(19) would be required to have a single BIC: hence in the strong coupling regime the nature of the embedded band Ω_n cannot be readily linked to indirectly-coupled isolated BIC modes of the structure.

3.2 Transport dynamics: Bloch oscillations in the BIC crystal

In a flat band system realized by a chain of uncoupled BICs, transport via mode hopping in the flat band is clearly prevented. Conversely, in a BIC crystal with a dispersive band transport is possible. To illustrate the concept, let us introduce a linear refractive index gradient along the axis x of the system shown in Fig.1B. In a single-band crystal, such a gradient is known to induce a periodic light dynamics which is the analogous of Bloch oscillations (BOs) of electrons in crystalline potentials (see for instance [68–75]). The

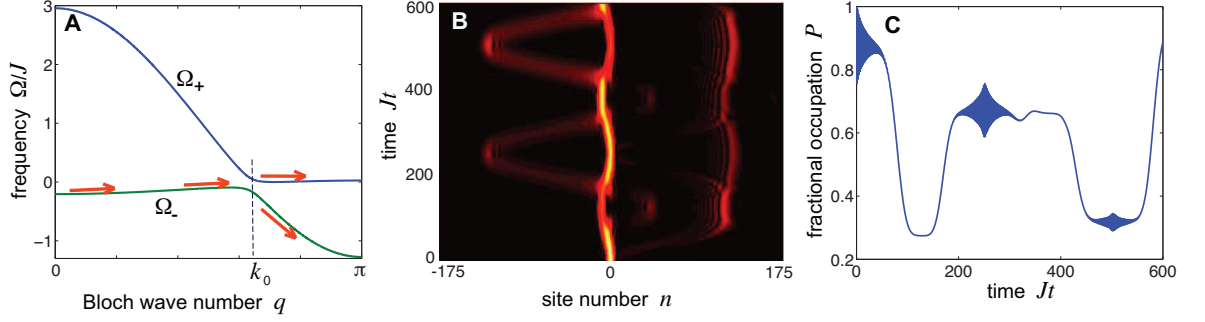


Fig. 4: Same as Fig.3, but for parameter values as in Fig.2A and for a gradient $F/J = 0.025$. Note that, when the wave number $q(t)$ of the Gaussian wave packet reaches the crossing point $q = k_0$, excitation is splitted between the upper and lower bands Ω_{\pm} (solid arrows in panel A), and the entire wave packet undergoes an irregular motion, dubbed Bloch-Zener oscillations (panel B), with aperiodic exchange of optical power between the two bands as $q(t)$ crosses the two gap points $q = \pm k_0$. Correspondingly, a large fraction of optical power can be transferred during the dynamics from the optical cavities (sublattice A) to the resonators of the CROW (sublattice B), as shown in panel C.

coupled-mode equations (22,23) are modified as follows

$$i \frac{da_n}{dt} = \omega_0 a_n + \rho b_n + \rho h(b_{n-1} + b_{n+1}) + F n a_n \quad (31)$$

$$i \frac{db_n}{dt} = J(b_{n+1} + b_{n-1}) + \rho a_n + \rho h(a_{n+1} + a_{n-1}) + F n b_n, \quad (32)$$

where F is a small frequency detuning gradient induced by the index gradient. As an initial condition, we assume a Gaussian wave packet excitation of the optical cavities (sublattice A) with vanishing momentum, i.e. $a_n(0) = \exp(-n^2/w^2 + iq_0 n)$, $b_n(0) = 1$ with $q_0 = 0$ and $w \gg 1$. The observed dynamical behavior largely depends on whether the system is gapless ($\omega_0 = -J/h$) or gapped ($\omega_0 \neq -J/h$).

In the gapless case, i.e. when we have a BIC crystal, in the weak coupling limit $\rho \ll J$ the initial wave packet excites the narrow portion of the $\Omega_n(q)$ narrow band with wave number $q \sim q_0 = 0$. In the semiclassical description of the wave packet dynamics, the external force F induces a drift $q(t) = q_0 + Ft$ of the wave number (momentum) in Bloch space. Since the spectrum is gapless, at the crossing points $q = \pm k_0$ the excitation fully remains in the BIC crystal narrow band Ω_n , without excitation of the wider embedding band Ω_w , i.e. of sites of sublattice B. As a result, a periodic dynamics of the wave packet with a BO period $T_B = 2\pi/F$ is observed, with most of excitation remaining trapped in the optical cavities, as measured by the evolution of the fractional optical power

$$P(t) = \frac{\sum_n |a_n(t)|^2}{\sum_n |a_n(t)|^2 + \sum_n |b_n(t)|^2}. \quad (33)$$

This is illustrated, as an example, in Fig.3.

Conversely, when the condition $\omega_0 = -J/h$ is not satisfied, i.e. when the two bands of the bipartite lattice undergo an avoided crossing at $q = \pm k_0$, we do not have a BIC crystal anymore, i.e. a narrow band embedded in a wider one is not formed, rather we have two distinct bands $\Omega_{\pm}(q)$ separated by a gap. The initial wave packet mostly excites the Bloch modes of the lower band $\Omega_-(q)$ with wave number near $q \sim q_0 = 0$. When the drifting Bloch wave number $q(t) = q_0 + Ft$ reaches the avoided crossing points $q = \pm k_0$, a splitting of excitation between the two distinct bands Ω_{\pm} is observed, leading to a more complex and generally aperiodic two-band dynamics (so-called Bloch-Zener oscillations [76–80]). This behavior is illustrated in Fig.4. Note that, contrary to gapless case of Fig.3, at the avoided-crossing points a rather abrupt change of the fractional optical power $P(t)$ trapped in the optical cavities is observed, i.e. excitation does not remain trapped in the optical cavities anymore, but it is periodically transferred into the resonators of the CROW.

4 Conclusion

In this work we have introduced the concept of a BIC crystal, i.e. a narrow energy band of Bloch modes (rather than one or more discrete energy levels) embedded in a wide spectrum of radiation modes. By means of an asymptotic analysis based on a non-Hermitian effective model, it has been shown that rather generally a BIC crystal arises when single BIC modes are indirectly coupled via a common continuum. To support the predictions of the asymptotic analysis, we presented an exactly-solvable model, consisting of an array of optical cavities side-coupled non-locally to a CROW. The narrow embedded energy band formed by the indirectly-coupled BIC modes enables transport in the crystal, contrary to the case of a flat band formed by uncoupled BIC modes. Our results shed new light in the area of BIC states, suggesting the fresh concept of *embedded band* or *BIC crystal*, that could stimulate interest in photonics and in other areas of physics, such as in cavity or circuit quantum electrodynamics.

Acknowledgment: The author acknowledges the Spanish State Research Agency through the Severo Ochoa and Maria de Maeztu Program for Centers and Units of Excellence in R&D (MDM-2017-0711).

References

- [1] J. von Neumann and E.P. Wigner, On some peculiar discrete eigenvalues, *Z. Phys.* **30** (1929), 465-467.
- [2] L. Fonda, *Bound states embedded in the continuum and the formal theory of scattering*, *Ann. Phys.* **22** (1963), 123-132.
- [3] F.H. Stillinger and D.R.Herrick, Bound states in the continuum, *Phys. Rev. A* **11** (1975), 446-454.
- [4] D. C. Marinica, A. G. Borisov and S. V. Shabanov, Bound States in the Continuum in Photonics, *Phys. Rev. Lett.* **100** (2008), 183902.
- [5] E.N. Bulgakov and A.F. Sadreev, Bound states in the continuum in photonic waveguides inspired by defects, *Phys Rev B* **78** (2008), 075105.
- [6] S. Longhi, Transfer of light waves in optical waveguides via a continuum, *Phys. Rev. A* **78** (2008), 013815.
- [7] F. Dreisow, A. Szameit, M. Heinrich, R. Keil, S. Nolte, A. Tünnermann and S. Longhi, Adiabatic transfer of light via a continuum in optical waveguides, *Opt. Lett.* **34** (2009), 2405-2407.
- [8] Y. Plotnik, O. Peleg, F. Dreisow, M. Heinrich, S. Nolte, A. Szameit and M. Segev, Experimental observation of optical bound states in the continuum, *Phys. Rev. Lett.* **107** (2011), 183901.
- [9] M. I. Molina, A. E. Miroshnichenko and Y. S. Kivshar, Surface bound states in the continuum, *Phys. Rev. Lett.* **108** (2012), 070401.
- [10] C. W. Hsu, B. Zhen, J. Lee, S.-L. Chua, S. G. Johnson, J. D. Joannopoulos and M. Soljacic, Observation of trapped light within the radiation continuum, *Nature* **499** (2013), 188-191.
- [11] S. Weimann, Y. Xu, R. Keil, A.E. Miroshnichenko, A. Tünnermann, S. Nolte, A.A. Sukhorukov, A. Szameit and Y.-S. Kivshar, Compact surface Fano states embedded in the continuum of waveguide arrays, *Phys. Rev. Lett.* **111** (2013), 240403.
- [12] G. Corrielli, G. Della Valle, A. Crespi, R. Osellame and S. Longhi, Observation of surface states with algebraic localization, *Phys. Rev. Lett.* **111** (2013), 220403.
- [13] Y. Yang, C. Peng, Y. Liang, Z. Li and S. Noda, Analytical Perspective for Bound States in the Continuum in Photonic Crystal Slabs. *Phys. Rev. Lett.* **113** (2014), 037401.
- [14] S. Longhi and G. Della Valle, Floquet bound states in the continuum, *Sci. Rep.* **3** (2013), 2219.
- [15] E. N. Bulgakov and A. F. Sadreev, Bloch bound states in the radiation continuum in a periodic array of dielectric rods, *Phys. Rev. A* **90** (2014), 053801.
- [16] E.N. Bulgakov and A.F. Sadreev, Robust bound state in the continuum in a nonlinear microcavity embedded in a photonic crystal waveguide, *Opt. Lett.* **39** (2014), 5212-5215.
- [17] B. Zhen, C. W. Hsu, L. Lu, A. D. Stone, and M. Soljacic, Topological nature of optical bound states in the continuum, *Phys. Rev. Lett.* **113** (2014), 257401.
- [18] F. Monticone and A. Alù, Embedded Photonic Eigenvalues in 3D Nanostructures, *Phys. Rev. Lett.* **112** (2014), 213903.
- [19] S. Longhi, Bound states in the continuum in PT-symmetric optical lattices. *Opt. Lett.* **39** (2014), 1697-1699.



- [20] R. Gansch, S. Kalchmair, P. Genevet, T. Zederbauer, H. Detz, A.M. Andrews, W. Schrenk, F. Capasso, M. Loncar and G. Strasser, Measurement of bound states in the continuum by a detector embedded in a photonic crystal, *Light: Sci. Appl.* **5** (2016), e16147.
- [21] N. Rivera, C.W. Hsu, B. Zhen, H. Buljan, J.D. Joannopoulos, and M. Soljacic, Controlling Directionality and Dimensionality of Radiation by Perturbing Separable Bound States in the Continuum, *Sci. Rep.* **6** (2016), 33394.
- [22] Y. Liu, W. Zhou and Y. Sun, Optical refractive index sensing based on high-Q bound states in the continuum in free-space coupled photonic crystal slabs, *Sensors* **17** (2017), 1861.
- [23] Z.F. Sadrieva, I.S. Sinev, K.L. Koshelev, A. Samusev, I.V. Iorsh, O. Takayama, R. Malureanu, A.A. Bogdanov, and A.V. Lavrinenko, Transition from Optical Bound States in the Continuum to Leaky Resonances: Role of Substrate and Roughness, *ACS Photon.* **4** (2017), 723-727.
- [24] Y.-X. Xiao, G. C. Ma, Z.-Q. Zhang and C. T. Chan, Topological subspace-induced bound state in the continuum, *Phys. Rev. Lett.* **118** (2017), 166803.
- [25] E. N. Bulgakov and D. N. Maksimov, Topological bound states in the continuum in arrays of dielectric spheres, *Phys. Rev. Lett.* **118** (2017), 267401.
- [26] A. Kodigala, T. Lepetit, Q. Gu, B. Bahari, Y. Fainman, and B. Kanté, Lasing action from photonic bound states in continuum, *Nature* **541** (2017), 196-199.
- [27] Y. Song, N. Jiang, L. Liu, X. Hu and J. Zi, Cherenkov radiation from photonic bound states in the continuum: towards compact free-electron lasers, *Phys. Rev. Appl.* **10** (2018), 64026.
- [28] B. Midya and V.V. Konotop, Coherent-perfect-absorber and laser for bound states in a continuum, *Opt. Lett.* **43** (2018), 607-610.
- [29] Y.V. Kartashov, C. Milian, V.V. Konotop and L. Torner, Bound states in the continuum in a two-dimensional PT-symmetric system, *Opt. Lett.* **43** (2018), 575-578.
- [30] L. Carletti, K. Koshelev, C. De Angelis, and Y.-S. Kivshar, Giant Nonlinear Response at the Nanoscale Driven by Bound States in the Continuum, *Phys. Rev. Lett.* **121** (2018), 033903.
- [31] H. M. Doleman, F. Monticone, W. den Hollander, A. Alù, and A. F. Koenderink, Experimental observation of a polarization vortex at an optical bound state in the continuum. *Nat. Photonics* **12** (2018), 397-401 (2018).
- [32] S.D. Krasikov, A. A. Bogdanov and I. V. Iorsh, Nonlinear bound states in the continuum of a one-dimensional photonic crystal slab, *Phys. Rev. B* **97** (2018), 224309.
- [33] J. Jin, X. Yin, L. Ni, M. Soljacic, B. Zhen and C. Peng, Topologically Enabled Ultra-high-Q Guided Resonances Robust to Out-of-plane Scattering, *Nature* **574** (2019), 501-504.
- [34] S. Romano, G. Zito, S.N.L. Yezpe, S. Cabrini, E. Penzo, G. Coppola, I. Rendina and V. Mocellaark, Tuning the exponential sensitivity of a bound-state-in-continuum optical sensor, *Opt. Express* **27** (2019), 18776-18786.
- [35] X. Gao, B. Zhen, M. Soljacic, H. S. Chen, and C. W. Hsu, Bound states in the continuum in fiber Bragg gratings, *ACS Photonics* **6** (2019), 2996-3002.
- [36] Z. Yu, X. Xi, J. Ma, H.K. Tsang, C.-L. Zou, and X. Sun, Photonic integrated circuits with bound states in the continuum, *Optica* **6** (2019), 1342-1348.
- [37] M. Minkov, D. Gerace and S. Fan, Doubly resonant $\chi^{(2)}$ nonlinear photonic crystal cavity based on a bound state in the continuum, *Optica* **6** (2019), 1039.
- [38] Z. Sadrieva, K. Frizyuk, M. Petrov, Y. Kivshar, and A. Bogdanov, Multipolar origin of bound states in the continuum, *Phys. Rev. B* **100** (2019), 115303.
- [39] C. Huang, C. Zhang, S. Xiao, Y. Wang, Y. Fan, Y. Liu, N. Zhang, G. Qu, H. Ji, J. Han, L. Ge, Y. Kivshar and Q. Song, Ultrafast control of vortex microlasers, *Science* **367** (2020), 1018?1021.
- [40] M.S. Sidorenko, O.N. Sergaeva, Z.F. Sadrieva, C. Roques-Carmes, P.S. Muraev, D.N. Maksimov and A.A. Bogdanov, Observation of an Accidental Bound State in the Continuum in a Chain of Dielectric Disks, *Phys. Rev. Applied* **15** (2021), 034041.
- [41] E. Melik-Gaykazyan, K. Koshelev, J.-H. Choi, S.S. Kruk, A. Bogdanov, H.-G. Park and Yuri Kivshar, From Fano to Quasi-BIC Resonances in Individual Dielectric Nanoantennas, *Nano Lett.* **21** (2021), 1765-1771.
- [42] C. W. Hsu, B. Zhen, A. D. Stone, J. D. Joannopoulos and M. Soljacic, Bound states in the continuum, *Nat. Rev. Mater.* **1** (2016), 16048.
- [43] K. Koshelev, A. Bogdanov and Y. Kivshar, Meta-optics and bound states in the continuum, *Sci. Bull.* **64** (2019), 836-842.
- [44] K. Koshelev, G. Favraud, A. Bogdanov, Y. Kivshar and A. Fratallocchi, Nonradiating photonics with resonant dielectric nanostructures, *Nanophoton.* **8** (2019), 725-745.
- [45] K. Koshelev, A. Bogdanov and Y. Kivshar, Engineering with Bound States in the Continuum, *Opt. & Photon. News* **31** (2020), 38-45.
- [46] A.F. Sadreev, Interference traps waves in open system: Bound states in the continuum, preprint (2020), <https://arxiv.org/abs/2011.01221>.
- [47] H. Nakamura, N. Hatano, S Garmon and T. Petrosky, Quasibound states in the continuum in a two channel quantum wire with an adatom, *Phys. Rev. Lett.* **99** (2007), 210404.

- [48] M. V. Gustafsson, T. Aref, A. F. Kockum, M. K. Ekstrom, G. Johansson and P. Delsing, Propagating phonons coupled to an artificial atom, *Science* **346** (2014), 207-211.
- [49] A. F. Kockum, G. Johansson and F. Nori, Decoherence-free interaction between giant atoms in waveguide quantum electrodynamics, *Phys. Rev. Lett.* **120** (2018), 140404.
- [50] G. Andersson, B. Suri, L. Guo, T. Aref and P. Delsing, Non-exponential decay of a giant artificial atom, *Nature Phys.* **15** (2019), 1123-1127.
- [51] P. Facchi, D. Lonigro, S. Pascazio, F.V. Pepe and D. Pomarico, Bound states in the continuum for an array of quantum emitters, *Phys. Rev. A* **100** (2019), 023834.
- [52] B. Kannan, M. Ruckriegel, D. Campbell, A.F. Kockum, J. Braumuller, D. Kim, M. Kjaergaard, P. Krantz, A. Melville, B.M. Niedzielski, A. Vespalainen, R. Winik, J. Yoder, F. Nori, T.P. Orlando, S. Gustavsson, and W.D. Oliver, Waveguide Quantum Electrodynamics with Giant Superconducting Artificial Atoms, *Nature* **583** (2020), 775-779.
- [53] S. Longhi, Photonic simulation of giant atom decay, *Opt. Lett.* **45** (2020), 3017-3020.
- [54] L. Guo, A.F. Kockum, F. Marquardt, and G. Johansson, Oscillating bound states for a giant atom, *Phys. Rev. Research* **2** (2020), 043014.
- [55] S. Guo, Y. Wang, T. Purdy and J. Taylor, Beyond spontaneous emission: Giant atom bounded in the continuum, *Phys. Rev. A* **102** (2020), 033706.
- [56] S. Xia, A. Ramachandran, S. Xia, D. Li, X. Liu, L. Tang, Y. Hu, D. Song, J. Xu, D. Leykam, S. Flach and Z. Chen, Unconventional Flatband Line States in Photonic Lieb Lattices, *Phys. Rev. Lett.* **121** (2018), 263902.
- [57] J.D. Bodyfelt, D. Leykam, C. Danieli, X. Yu and S. Flach, Flatbands under Correlated Perturbations, *Phys. Rev. Lett.* **113** (2014), 236403.
- [58] D. Leykam and S. Flach, Photonic flatbands, *APL Photonics* **3** (2018), 070901.
- [59] S. Longhi, Rabi oscillations of bound states in the continuum, *Opt. Lett.* **49** (2021), 2091-2094.
- [60] A. Yariv, Y. Xu, R. K. Lee, and A. Scherer, Coupled-resonator optical waveguide: a proposal and analysis, *Opt. Lett.* **24** (1999), 711-713.
- [61] S. Olivier, C. Smith, M. Rattier, H. Benisty, C. Weisbuch, T. Krauss, R. Houdre and U. Oesterle, Miniband transmission in a photonic crystal coupled-resonator optical waveguide, *Opt. Lett.* **26** (2001), 1019-1021.
- [62] S. Longhi and G. Della Valle, Many-particle quantum decay and trapping: The role of statistics and Fano resonances, *Phys. Rev. A* **86** (2012), 012112.
- [63] S. Longhi, Quantum decay in a topological continuum, *Phys. Rev. A* **100** (2019), 022123.
- [64] S. Longhi, Optical Bloch oscillations and Zener tunneling with nonclassical light, *Phys. Rev. Lett.* **101** (2008), 193902.
- [65] P.L. Knight, M.A. Lauder and B.J. Dalton, Laser-induced continuum structure, *Phys. Rep.* **190** (1990), 1-61.
- [66] E. Frishman and M. Shapiro, Complete Suppression of Spontaneous Decay of a Manifold of States by Infrequent Interruptions, *Phys. Rev. Lett.* **87** (2001), 253001.
- [67] S. Zhang, Z. Ye, Y. Wang, Y. Park, G. Bartal, M. Mrejen, X. Yin and X. Zhang, Anti-Hermitian Plasmon Coupling of an Array of Gold Thin-Film Antennas for Controlling Light at the Nanoscale, *Phys. Rev. Lett.* **109** (2012), 193902.
- [68] R. Morandotti, U. Peschel, J. S. Aitchison, H. S. Eisenberg and Y. Silberberg, Experimental Observation of Linear and Nonlinear Optical Bloch Oscillations, *Phys. Rev. Lett.* **83** (1999), 4756.
- [69] T. Pertsch, P. Dannberg, W. Elflein, A. Bräuer, and F. Lederer, Optical Bloch Oscillations in Temperature Tuned Waveguide Arrays, *Phys. Rev. Lett.* **83** (1999), 4752.
- [70] D.N. Christodoulides, F. Lederer, and Y. Silberberg, Discretizing light behaviour in linear and nonlinear waveguide lattices, *Nature* **424** (2003), 817-823.
- [71] S. Longhi, Quantum-optical analogies using photonic structures, *Laser & Photon. Rev.* **3** (2009), 243-261.
- [72] I.L. Garanovich, S. Longhi, A.A. Sukhorukov, and Y.S. Kivshar, Light propagation and localization in modulated photonic lattices and waveguides, *Phys. Rep.* **518** (2012), 1-79.
- [73] A. Block, C. Etrich, T. Limboeck, F. Bleckmann, E. Soergel, C. Rockstuhl, and S. Linden, Bloch oscillations in plasmonic waveguide arrays, *Nature Commun.* **5** (2014), 3843.
- [74] S. Longhi, Stopping and time reversal of light in dynamic photonic structures via Bloch oscillations, *Phys. Rev. E* **75** (2007), 026606.
- [75] L. Yuan and S. Fan, Bloch oscillation and unidirectional translation of frequency in a dynamically modulated ring resonator, *Optica* **3** (2016), 1014-1018.
- [76] S. Longhi, Optical Zener-Bloch oscillations in binary waveguide arrays, *EPL* **76** (2006), 416-421.
- [77] B. M. Breid, D. Witthaut, and H.J. Korsch, Bloch-Zener oscillations, *New J. Phys.* **8** (2006), 110.
- [78] B. M. Breid, D. Witthaut and H. J. Korsch, Manipulation of matter waves using Bloch and Bloch-Zener oscillations, *New J. Phys.* **9** (2007), 62.
- [79] F. Dreisow, A. Szameit, M. Heinrich, T. Pertsch, S. Nolte, A. Tünnermann and S. Longhi, Bloch-Zener Oscillations in Binary Superlattices, *Phys. Rev. Lett.* **102** (2009), 076802.
- [80] S. Longhi, Bloch-Zener quantum walk, *J. Phys. B* **45** (2012), 225504.