

Conflict-free collective stochastic decision making by orbital angular momentum entangled photons

Takashi Amakasu^{1,*}, Nicolas Chauvet^{1,2}, Guillaume Bachelier³, Serge Huant³, Ryoichi Horisaki^{1,2}, and Makoto Naruse^{1,2,*}

¹Department of Mathematical Engineering and Information Physics, Faculty of Engineering, The University of Tokyo, 7-3-1 Hongo, Bunkyo-ku, Tokyo 113-8656, Japan.

²Department of Information Physics and Computing, Graduate School of Information Science and Technology, The University of Tokyo, 7-3-1 Hongo, Bunkyo-ku, Tokyo 113-8656, Japan.

³Université Grenoble Alpes, CNRS, Institut Néel, 38042, Grenoble, France.

*T.A. (email: amakasutakashi@gmail.com), M.N. (email: makoto_naruse@ipc.i.u-tokyo.ac.jp)

ABSTRACT

In recent cross-disciplinary studies involving both optics and computing, single-photon-based decision-making has been demonstrated by utilizing the wave-particle duality of light to solve multi-armed bandit problems. Furthermore, entangled-photon-based decision-making has managed to solve a competitive multi-armed bandit problem in such a way that conflicts of decisions among players are avoided while ensuring equality. However, as these studies are based on the polarization of light, the number of available choices is limited to two, corresponding to two orthogonal polarization states. Here we propose a scalable principle to solve competitive decision-making situations by using the orbital angular momentum as the tunable degree of freedom of photons, which theoretically allows an unlimited number of arms. Moreover, by extending the Hong-Ou-Mandel effect to more than two states, we theoretically establish an experimental configuration able to generate entangled photon states with orbital angular momentum and conditions that provide conflict-free selections at every turn. We numerically examine total rewards regarding three-armed bandit problems, for which the proposed strategy accomplishes almost the theoretical maximum, which is greater than a conventional mixed strategy intending to realize Nash equilibrium. This is thanks to the entanglement property that achieves no-conflict selections, even in the exploring phase to find the best arms.

Introduction

Optics and photonics are expected to play crucial roles in future computing systems¹, making a variety of devices and systems to be intensively studied such as optical fibre-based neuromorphic computing², on-chip optical neural networks³, optical reservoir computing⁴, among others. While these works are basically categorized in supervised learning, reinforcement learning is another important branch of artificial intelligence⁵. The Multi-Armed Bandit (MAB) problem is an example of a reinforcement learning situation, which formulates a fundamental issue of decision making in dynamically changing uncertain environments where the target is to find the best selection among many slot machines, also referred to as arms, whose reward probabilities are unknown⁶. In solving MAB problems, exploration actions are necessary to find the best arm, although too much exploration may reduce the final amount of obtained reward from the exploitation. On the opposite, insufficient exploration may lead to miss the best arm. Furthermore, when multiple players are involved, decision conflicts become serious, as they induce congestions and inhibit socially achievable benefits^{7,8}. Equality among players is another critical issue, as unfair repartition of outcomes may lead to distrust the system. This whole problem is known as the competitive MAB (CMAB) problem.

In order to solve these complex issues, photonic solutions have been recently considered. For example, the wave-particle duality of single photons has been utilized for the resolution of the two-armed bandit problem⁹. Moreover, Chauvet *et al.* theoretically and experimentally demonstrated that polarization entangled photon pairs provide non-conflict and equality-assured decisions in two-player, two-armed bandit problems¹⁰. Entangled photon states that allow more than three players while guaranteeing optimal outcome and equal repartition have also been demonstrated¹¹.

However, since these former principles rely on the polarization of light as the tunable degree of freedom, the number of possible selections or arms is limited to only two, although potential scalability for the single-player MAB is feasible within a tournament-based approach¹². Therefore, the scalable principle of decision-making has been an important and fundamental issue, especially for multiplayer situations. In this paper, we introduce the use of the orbital angular momentum (OAM) of photons to resolve the scalability issue of photonic decision making, following the concept summarized in Fig. 1.

OAM lets photons have a very high number of independent degrees of freedom, only restricted by the precision and accuracy

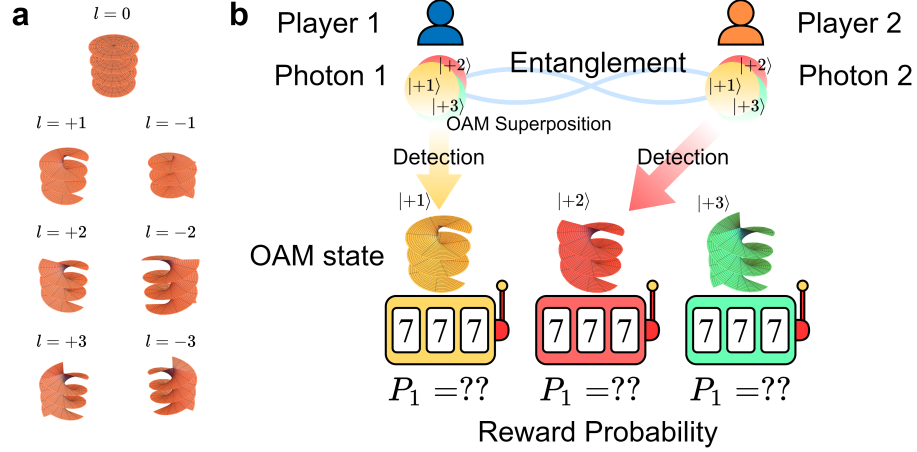


Figure 1. (a) Schematic illustration of the phase surface of a beam with OAM. The direction of travel is upward. It is a surface with $|l|$ spirals. The pitch of each spiral is one wavelength divided by $|l|$. (b) Stochastic detection of OAM states directly corresponds to a player probabilistically selecting a machine.

of the generation technique and the transmission medium¹³ (Fig. 1a); hence the basic idea is to associate individual selections to different-valued OAM (Fig. 1b). The applications of OAM have progressed in diverse areas ranging from the manipulation of cooled atoms, communications, nonlinear optics, optical solitons, and so on¹⁴. To the best of our knowledge, the present study is the first work to apply OAM in artificially constructed intelligent functions.

Furthermore, to resolve CMAB problems when the number of arms is greater than two, we extend the notion of Hong-Ou-Mandel effect¹⁵ to more than two (OAM) vector states. We show that conflicting decisions can be perfectly avoided by the adequate design of OAM 2-photon states. Regarding equality, however, we show that it is unfortunately impossible to accomplish perfect equality in the proposed scheme and with the current hypotheses when the number of arms is equal to or larger than four. We numerically examine total rewards regarding three-armed bandit problems where the proposed entanglement-based strategy accomplishes nearly theoretical maximum total reward. We confirm that the proposed strategy clearly outperforms conventional ones, including the mixed strategy intending to realize Nash equilibrium⁷. This is made possible thanks to the entangled 2-photon state that enables non-conflict selections even in the exploring phase to find the best arms.

Results

Scalable decision maker with OAM

System architecture for solving 1-player K -armed bandit problem.

We first describe the problem under study, which is a stochastic multi-armed bandit problem with rewards following Bernoulli distributions defined as follows. There are K available slot machines (or arms): when the player selects one arm i , the player wins with probability P_i (and receives a fixed reward of 1), or loses with probability $1 - P_i$ (and receives a fixed reward of 0), with i an integer ranging from 1 to K . Let a player choose an arm each time and allow a total of T times, then the goal of the bandit problem is to find out which strategy should be followed to choose arms so that the resultant accumulated outcome is maximized. When the slot machine with the highest winning probability is known, the best strategy is to draw that specific arm for all T times, but the player initially has no information about the arms. Therefore, exploration actions are required to know the best arm, whereas too much exploration potentially leads to missing a higher total amount of rewards from the best machine.

In the previous work on single-photon decision maker using polarization⁹, two orthogonal linear polarizations of photons are associated with two slot machines; that is, horizontal and vertical polarizations correspond to slot machine 1 and 2, respectively. The exploration is physically realized by the probabilistic attribute of photon measurement, whose outcome depends on the direction of the polarization of linearly polarized single photons. Therein, the polarization degree of freedom physically and directly allows specifying the probabilistic selection of slot machines. However, as mentioned in the *Introduction* section, the number of arms is limited to only two, although extendable in a single-player setup to powers of two via a tournament-based approach¹².

The fundamental idea of the present study is to associate the degree of freedom of OAM with the selection of multiple arms, whatever the number of arms. Allen *et al.* have pointed out that a Laguerre-Gaussian (LG) beam has an angular momentum independent from polarization; they have called it OAM to distinguish it from the polarization-dependent spin

angular momentum¹⁶. The spatial mode of a LG beam can be expressed using the near-axis approximation

$$u_l = f_m(\rho, z)e^{il\theta}e^{ikz} \quad (1)$$

where ρ is the distance from the optical axis, θ is the azimuthal angle around the optical axis, z is the coordinate of the propagation direction, f_m is the complex amplitude distribution, and k is the wavenumber. m and l are integer numbers that respectively describe the order of the Laguerre polynomial for the radial distribution and the azimuthal rotation number. In our study, m is fixed at 0, while l takes any integer numbers. Correspondingly, $|l\rangle$ is the state in which there is one photon in the l mode, whose angular momentum is equal to $l\hbar$ where \hbar is Planck's constant divided by 2π . Since the modes with different l are orthogonal to each other, the quantum state can be expressed by a linear superposition, using these modes as a basis. Figure 1a schematically illustrates examples of beams with different l -valued OAM where l is an integer from -3 to 3 . Non-zero l beams exhibit spiral isophase spatial distributions. Figure 2 shows a schematic diagram of the proposed system architecture for solving the MAB problem using OAM. Here we illustrate the case where the number of arms is three, but the same principle applies in extending to a larger number of arms.

Conventional laser sources generate beams that do not have orbital angular momentum. Technologically, methods to generate light with OAM from a plane wave or a Gaussian beam include the use of phase plates¹⁷, computer generated holograms (CGH)¹⁸, or mode converters^{19,20}. Spatial light modulators (SLMs) are widely utilized for this purpose, as they enable direct and tunable amplitude and/or phase modulation of an incoming light beam²¹. The simplest and the most widely used method is a CGH-based approach implemented with an SLM and a 4f optical setup¹³. In Fig. 2, a photon with a Gaussian spatial profile emitted from a laser is sent to a phase SLM, displaying a CGH pattern to generate OAM states, each carrying a phase factor $e^{il\theta}$ which depends on the azimuthal angle θ and the OAM number l . l could be any integer, but when all generated l are expected to be positive, the output photon is described by the state:

$$SLM(\phi_1, \phi_2, \dots, \phi_K)|0\rangle = \frac{1}{\sqrt{K}} \sum_{l=1}^K e^{i\phi_l} |l\rangle \quad (2)$$

where $\phi_1, \phi_2, \dots, \phi_K$ depict phase changes associated with each OAM with l values being $+1, +2, \dots$, and $+K$, respectively, and $|l\rangle$ denotes the photon state with OAM value of l . Meanwhile, a mirror causes flipping of the twisted structure of any given OAM; that is, the function of a beam splitter (BS) in the light propagation is represented by

$$|\Phi\rangle \xrightarrow{1:1 \text{ beam splitter}} \frac{1}{\sqrt{2}} |\Phi\rangle_{\text{transmitted}} + \frac{i}{\sqrt{2}} R |\Phi\rangle_{\text{reflected}}, \quad (3)$$

where R represents flipping of OAM state, for example, $R|+1\rangle = |-1\rangle$. In the case $K = 3$, we generate a photon state that carries equally $l = +1, +2, +3$ by setting $\phi_1 = \phi_2 = \phi_3 = 0$. That is, the output after SLM is given by $(1/\sqrt{3}) \times (|+1\rangle + |+2\rangle + |+3\rangle)$.

This photon is then transferred to an array of BSs and single photon detection system to examine which l -valued OAM is detected. Among a variety of methods in measuring the OAM of light²², the system architecture shown in Fig. 2 utilizes a hologram (HG) followed by a zeroth-order extraction system²³. In practical implementation, a zeroth-order extraction system could be free-space optics with spatial filtering or single-mode optical fibre. This hologram adds a phase factor of $e^{il_{HG}\theta}$ to the state $|l\rangle$ with OAM l , which results in a transformation $|l\rangle \rightarrow |l + l_{HG}\rangle$. After injection into a zeroth-order extraction system, only an $l = 0$ photon propagates in it. In other words, the zeroth-order extraction system acts as a filter to extract the $l = 0$ component only. If the hologram induces a shift of OAM by l_{HG} and a photon is detected by the subsequent photodetector, the OAM of the incoming photon is identified to be $l = -l_{HG}$. Based on this principle, in the system shown in Fig. 2, three holograms HG1, HG2, HG3 are arranged, which transform $|l\rangle$ into $|l - 1\rangle$, $|l - 2\rangle$, and $|l - 3\rangle$, respectively. The output light is subjected to attenuators (ATT1, ATT2, ATT3) to control detection probabilities and a zeroth-order extraction system, followed by photodetectors (PD1, PD2, PD3). Based on the filtering by the zeroth-order extraction system, photon detection by PD1, PD2, and PD3 means observing OAM values of 1, 2, and 3, respectively. Photon detection by PD1 immediately means playing slot machine 1. Similarly, PD2 and PD3 are associated with the decision of playing slot machines 2 and 3, respectively. It should be emphasized that in this configuration, a machine is only selected if a photon is detected.

Initially, since the probabilities of the detected photons to be measured by PD1, PD2, and PD3 are all equal to $1/3$, all machines are explored equally. Depending on the obtained results, the attenuation levels by ATT1, ATT2, ATT3 are updated.

After a single photon is detected by any photodetector, the selection yields eventual rewards from slot machines, and the results are registered into history $H(t)$. While referring to the history $H(t)$, the next decision is determined by following a certain policy of the player. The softmax policy is one of the most well-known feedback algorithms for the decision, which is also considered to accurately emulate the model of human decision making^{24,25}. In the softmax policy, the player selects each machine based on a maximum likelihood estimation of the reward probability $\hat{P}_1(t), \hat{P}_2(t), \dots, \hat{P}_K(t)$ and the probability of

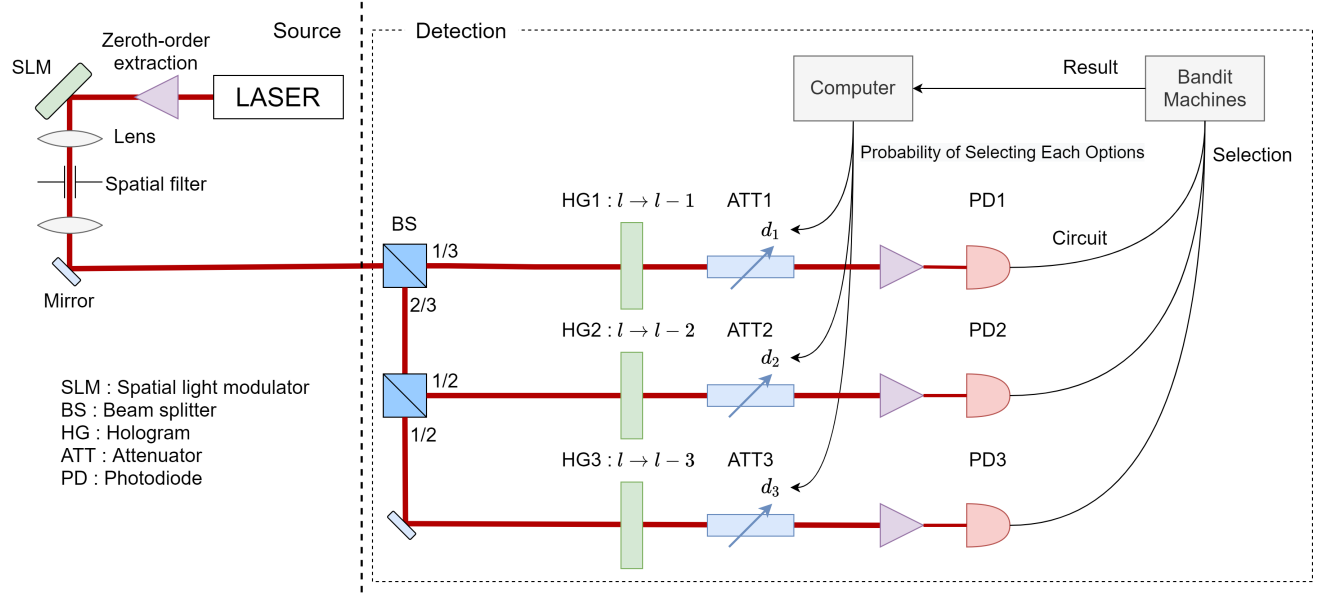


Figure 2. Design of the system architecture for solving single-player 3-armed bandit problems. d_1, d_2, d_3 denote the transmittance of each attenuator.

selecting machine i is given by the following equation:

$$s_i(t+1) = \frac{e^{\beta \hat{P}_i(t)}}{\sum_{k=1}^K e^{\beta \hat{P}_k(t)}} \quad (4)$$

where β , which is also known as inverse temperature from analogy to statistical mechanics, is a parameter that influences the balance between exploration and exploitation. While optimal parameter β depends on reward probabilities and some methods for tuning β have been proposed²⁶, this paper, for simplicity, set it to a constant value $\beta = 20$ based on a moderate tuning. The amplitude transmittance d_1, d_2, d_3 of attenuators (ATT1, ATT2, ATT3) are updated after every trial based on:

$$d_i(t) = \sqrt{\frac{s_i(t)}{\max_k s_k(t)}}. \quad (5)$$

As probabilities of detecting each state is proportional to $d_i(t)^2$, dividing each $d_i(t)^2$ with same value $\max_k s_k(t)$, which minimize the loss of photon, do not change the detection probabilities.

Simulation results for 1-player 3-armed bandit problem.

Figure 3 summarizes simulation results for the 1-player 3-armed bandit problem with the OAM system following the softmax policy. The solid, dashed, and dashed-dotted curves in Fig. 3a show the time evolution of the selection probability of machine 1, 2, and 3, respectively, when the reward probability of slot machines are given by $[P_1, P_2, P_3] = [0.9, 0.7, 0.1]$. Here the number of repetitions is 1000. We can clearly observe that the probability of selecting the maximum reward probability machine, here machine 1, monotonically increases.

Figure 3b examines the correct decision rate, which is referred to as CDR, defined by the number of the selecting the maximum reward probability machines over 1000 trials when the reward environment are configured differently. The blue, red, and yellow curves show the time evolution of CDR when the reward environment $[P_1, P_2, P_3]$ is given by $[0.9, 0.7, 0.1]$, $[0.9, 0.5, 0.1]$, and $[0.9, 0.3, 0.1]$, respectively. Here the maximum and minimum reward probabilities are commonly configured. As the difference between the maximum and the second maximum reward probability becomes smaller, the increase of CDR toward unity becomes slow. Nevertheless, we can observe that the monotonic increase of selecting the best machine in Figs. 3a and 3b. Since, there is no theoretical limitation regarding the number of OAM states, the system configuration herein can be used for the probabilistic selection among a large number of selections. Note that the softmax policy itself is also scalable.

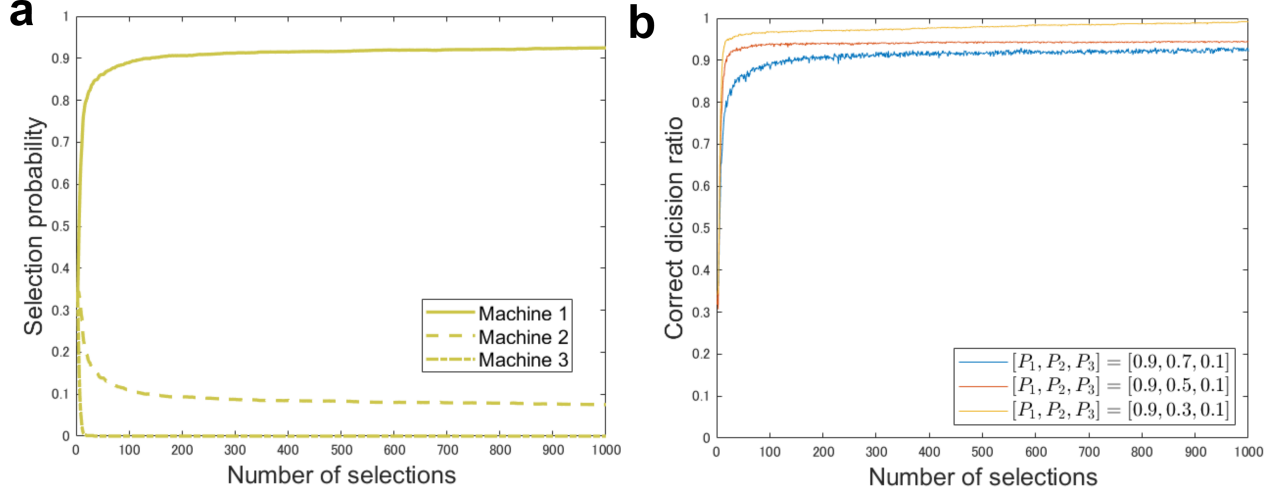


Figure 3. Simulation results for solving 1-player 3-armed bandit problem with OAM system and softmax policy. **(a)** Probability of selecting each machine over 1000 times when $[P_1, P_2, P_3] = [0.9, 0.7, 0.1]$ averaged over 1000 repetitions. **(b)** Correct decision rate over 1000 repetitions in different reward environment.

Solving 2-player 3-armed bandit problem with OAM and entanglement

System architecture for solving 2-player 3-armed competitive bandit problem with OAM and entanglement.

This section discusses stochastic selections of arms in the CMAB problem using photon pair OAM quantum states. The system presented in Fig. 2 has been extended to the case of two players by the architecture represented in Fig. 4. This time, the assumption is that the selection only happens when exactly one photon is detected simultaneously by each player on their photodetectors. In the source part, a photon pair is created by a nonlinear crystal such as a periodically poled KTP (PPKTP), and entangled states are produced by the OAM interferometer. By using entangled photon pairs as input, detection results of the two photons are correlated with each other, even though there is no explicit communication between the players. Detection of OAM states will turn into a selection of machines, which is exactly the same with the 1-player system discussed earlier.

In quantum research using light, it has been common to use quantum states based on properties such as polarization, spatial mode, and phase, but since the discovery of orbital angular momentum, many studies on quantum states using orbital angular momentum of light have been reported²⁷. The availability of orbital angular momentum with an infinite number of states is very important in quantum research. In 2001, Mair *et al.* used parametric down conversion (PDC) to study the generation of photon pairs in states with entangled orbital angular momentum²⁷. Subsequently, a theoretical study of the change in orbital angular momentum during the PDC process was performed²⁸, and photon pairs with three entangled orbital angular momentum states were also studied²⁹. As a method to create a photon pair with entangled OAM, we propose an extension of the Hong-Ou-Mandel effect¹⁵.

Generation of OAM entangled photon pair.

Hong-Ou-Mandel effect has been well studied for two identical photons always detected together in the same output path when they enter into a 1:1 beam splitter¹⁵. We extend the description of this phenomenon for multiple-OAM states carrying input photons. When OAM states of input photon $|\Phi\rangle$ is sent to the beam splitter, transmitted term A and reflected term B can be described with the following forms:

$$|\Phi\rangle \xrightarrow{1:1 \text{ beam splitter}} \frac{1}{\sqrt{2}} |\Phi\rangle_A + \frac{i}{\sqrt{2}} R |\Phi\rangle_B. \quad (6)$$

where R represents flipping of OAM state, for example, $R|+1\rangle = |-1\rangle$. As shown in Fig. 5a, when OAM states of input photons are $|\Phi\rangle, |\Psi\rangle$ on the two BS inputs, mixed output state $|\Phi'\rangle \otimes |\Psi'\rangle$ can be described with the following forms:

$$\begin{aligned} |\Phi'\rangle \otimes |\Psi'\rangle &= \left(\frac{1}{\sqrt{2}} |\Phi\rangle_A + \frac{i}{\sqrt{2}} R |\Phi\rangle_B \right) \otimes \left(\frac{i}{\sqrt{2}} R |\Psi\rangle_A + \frac{1}{\sqrt{2}} |\Psi\rangle_B \right) \\ &= \left(\frac{i}{2} |\Phi\rangle_A \otimes R |\Psi\rangle_A \right) + \left(\frac{1}{2} |\Phi\rangle_A \otimes |\Psi\rangle_B - \frac{1}{2} R |\Psi\rangle_A \otimes R |\Phi\rangle_B \right) + \left(\frac{i}{2} R |\Phi\rangle_B \otimes |\Psi\rangle_B \right). \end{aligned} \quad (7)$$

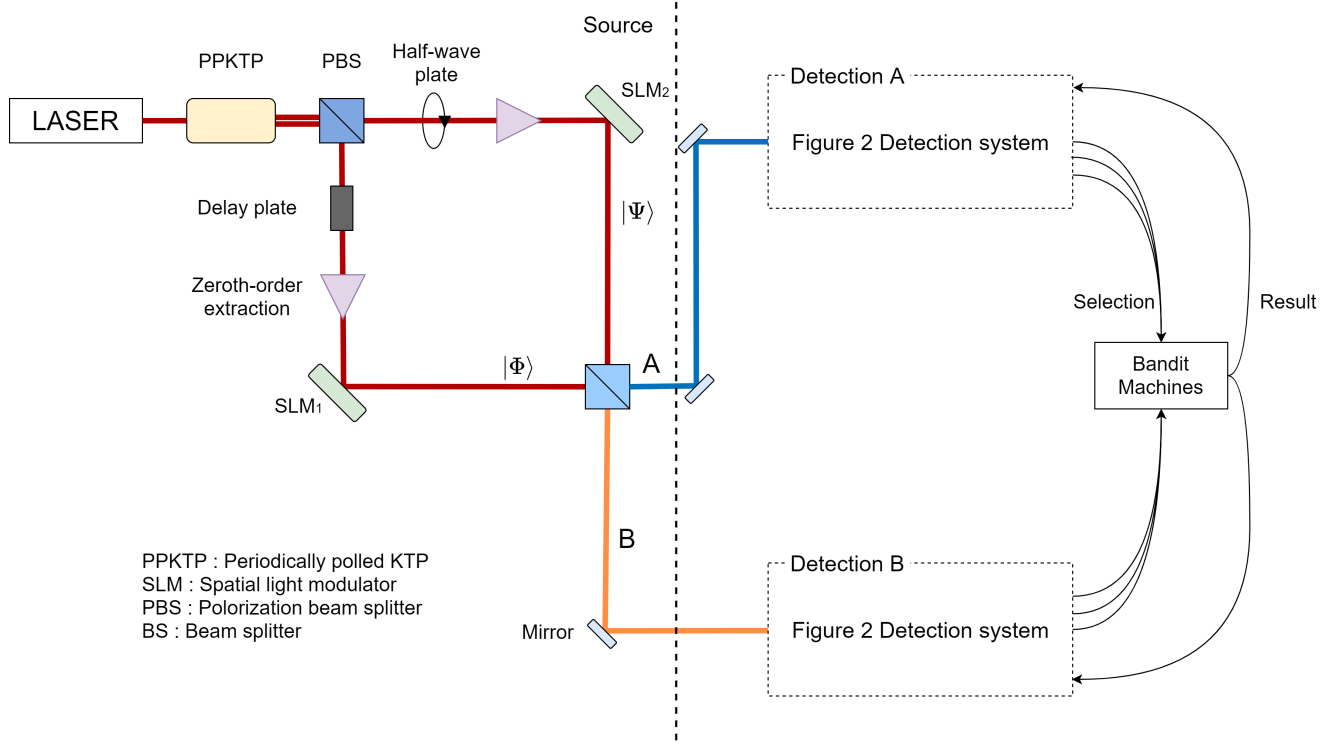


Figure 4. Experimental architecture for solving 2-player 3-armed bandit problem.

With K being the number of OAM used in the system, the input states $|\Phi\rangle, |\Psi\rangle$ can be set to

$$|\Phi\rangle = \frac{1}{\sqrt{K}} \sum_{k=1}^K e^{i\phi_k} | +k \rangle, \quad |\Psi\rangle = \frac{1}{\sqrt{K}} \sum_{k=1}^K e^{i\psi_k} | -k \rangle, \quad (8)$$

considering that the two photons have the same polarization, wavelength, and are synchronized on the beam splitter as well as carrying the same spatial profile properties. Each term of the output state given by Eq. 7 is described by the following:

$$\begin{aligned} |\Phi\rangle_A \otimes R|\Psi\rangle_A &= \left(\sum_{k=1}^K \frac{1}{\sqrt{K}} e^{i\phi_k} | +k \rangle_A \right) \otimes \left(\sum_{k=1}^K \frac{1}{\sqrt{K}} e^{i\psi_k} | +k \rangle_A \right) \\ &= \sum_{k=1}^K \frac{1}{K} e^{i(\phi_k + \psi_k)} | +k \rangle_A \otimes | +k \rangle_A + \sum_{k_1 < k_2} \frac{1}{K} \left(e^{i(\phi_{k_1} + \psi_{k_2})} + e^{i(\psi_{k_1} + \phi_{k_2})} \right) | +k_1 \rangle_A \otimes | +k_2 \rangle_A \end{aligned} \quad (9)$$

$$\begin{aligned} |\Phi\rangle_A \otimes |\Psi\rangle_B - R|\Psi\rangle_A \otimes R|\Phi\rangle_B &= \sum_{k=1}^K \frac{1}{\sqrt{K}} e^{i\phi_k} | +k \rangle_A \otimes \sum_{k=1}^K \frac{1}{\sqrt{K}} e^{i\psi_k} | -k \rangle_B - \sum_{k=1}^K \frac{1}{\sqrt{K}} e^{i\psi_k} | +k \rangle_A \otimes \sum_{k=1}^K \frac{1}{\sqrt{K}} e^{i\phi_k} | -k \rangle_B \\ &= \sum_{k_1=1}^K \sum_{k_2=1}^K \frac{1}{K} e^{i(\phi_{k_1} + \psi_{k_2})} | +k_1 \rangle_A \otimes | -k_2 \rangle_B - \sum_{k_1=1}^K \sum_{k_2=1}^K \frac{1}{K} e^{i(\psi_{k_1} + \phi_{k_2})} | +k_1 \rangle_A \otimes | -k_2 \rangle_B \\ &= \sum_{k_1=1}^K \sum_{k_2=1}^K \frac{1}{K} \left(e^{i(\phi_{k_1} + \psi_{k_2})} - e^{i(\psi_{k_1} + \phi_{k_2})} \right) | +k_1 \rangle_A \otimes | -k_2 \rangle_B. \end{aligned} \quad (10)$$

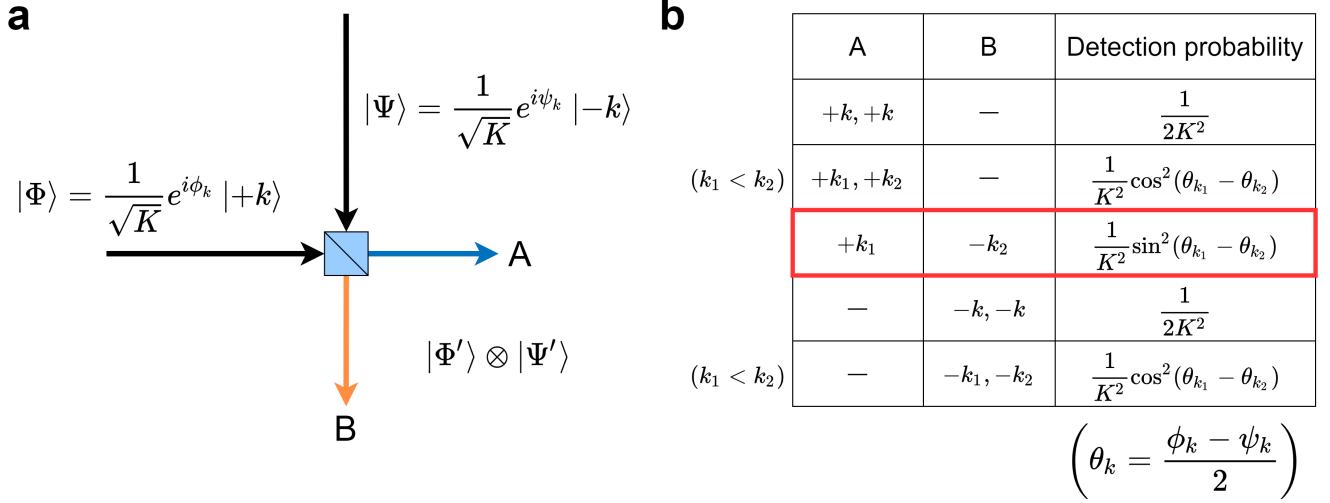


Figure 5. (a) Photons with OAM states $|\Phi\rangle, |\Psi\rangle$ go into BS as two inputs and go out to A and B. (b) Probability of detecting certain OAM states at each side of a beam splitter A and B. Some of the probabilities are constant, while the others depend on the phase difference between two input states. The probability of a pair of photons being detected at different sides is marked by the red frame.

Therefore, the output state $|\Phi'\rangle \otimes |\Psi'\rangle$ is given by the following terms:

$$\begin{aligned}
 |\Phi'\rangle \otimes |\Psi'\rangle = & \sum_{k=1}^K \frac{i}{2K} e^{i(\phi_k + \psi_k)} |+k\rangle_A \otimes |+k\rangle_A \\
 & + \sum_{k_1 < k_2}^K \frac{i}{2K} \left(e^{i(\phi_{k_1} + \psi_{k_2})} + e^{i(\psi_{k_1} + \phi_{k_2})} \right) |+k_1\rangle_A \otimes |+k_2\rangle_A \\
 & + \sum_{k_1=1}^K \sum_{k_2=1}^K \frac{1}{2K} \left(e^{i(\phi_{k_1} + \psi_{k_2})} - e^{i(\psi_{k_1} + \phi_{k_2})} \right) |+k_1\rangle_A \otimes |-k_2\rangle_B \\
 & + \sum_{k=1}^K \frac{i}{2K} e^{i(\phi_k + \psi_k)} |-k\rangle_B \otimes |-k\rangle_B \\
 & + \sum_{k_1 < k_2}^K \frac{i}{2K} \left(e^{i(\phi_{k_1} + \psi_{k_2})} + e^{i(\psi_{k_1} + \phi_{k_2})} \right) |-k_1\rangle_B \otimes |-k_2\rangle_B.
 \end{aligned} \tag{11}$$

Correspondingly, the probability of detecting the same state at the same side, that is $|+k\rangle_A \otimes |+k\rangle_A$ or $|-k\rangle_B \otimes |-k\rangle_B$, is given by

$$2 \cdot \left| \frac{i}{2K} e^{i(\phi_k + \psi_k)} \right|^2 = \frac{1}{2K^2}. \tag{12}$$

By introducing parameters $\theta_k = \frac{\phi_k - \psi_k}{2}$, which depends on the phase difference of two input states, the probability of detecting different states on the same side, that is $|+k_1\rangle_A \otimes |+k_2\rangle_A$ or $|-k_1\rangle_B \otimes |-k_2\rangle_B$, is given by

$$\left| \frac{i}{2K} \left(e^{i(\phi_{k_1} + \psi_{k_2})} + e^{i(\psi_{k_1} + \phi_{k_2})} \right) \right|^2 = \frac{1}{K^2} \cos^2(\theta_{k_1} - \theta_{k_2}), \tag{13}$$

and finally the probability of detecting pair of states on different sides, that is $|+k_1\rangle_A \otimes |-k_2\rangle_B$, is given by

$$\left| \frac{1}{2K} \left(e^{i(\phi_{k_1} + \psi_{k_2})} - e^{i(\psi_{k_1} + \phi_{k_2})} \right) \right|^2 = \frac{1}{K^2} \sin^2(\theta_{k_1} - \theta_{k_2}). \tag{14}$$

Figure 5b summarizes the probability of detecting each output state, while Fig. 6 shows all the probabilities with K ranging from 1 to 4. The probabilities depend only on θ_k , which can be tuned by controlling the SLM phases ϕ_k and ψ_k .

$K = 1$			$K = 3$			When $\theta_k = \frac{k-1}{3}\pi$			$K = 4$			When $\theta_k = \frac{k-1}{4}\pi$		
A	B	Detection probability	A	B	Detection probability				A	B	Detection probability			
+1, +1	—	$\frac{1}{2}$	+1, +1	—	$\frac{1}{18}$	$\frac{1}{18}$			+1, +1	—	$\frac{1}{32}$	$\frac{1}{32}$		
+1	-1	0	+1, +2	—	$\frac{1}{9}\cos^2(\theta_1 - \theta_2)$	$\frac{1}{36}$			\vdots	\vdots	\vdots	\vdots		
—	-1, -1	$\frac{1}{2}$	+1, +3	—	$\frac{1}{9}\cos^2(\theta_1 - \theta_3)$	$\frac{1}{36}$			+4, +4	—	$\frac{1}{32}$	$\frac{1}{32}$		
			+2, +2	—	$\frac{1}{18}$	$\frac{1}{18}$			+1	-1	0	0		
			+2, +3	—	$\frac{1}{9}\cos^2(\theta_2 - \theta_3)$	$\frac{1}{36}$			+1	-2	$\frac{1}{16}\sin^2(\theta_1 - \theta_2)$	$\frac{1}{32}$		
			+3, +3	—	$\frac{1}{18}$	$\frac{1}{18}$			+1	-3	$\frac{1}{16}\sin^2(\theta_1 - \theta_3)$	$\frac{1}{16}$		
			+1	-1	0	0			+1	-4	$\frac{1}{16}\sin^2(\theta_1 - \theta_4)$	$\frac{1}{32}$		
			+1	-2	$\frac{1}{9}\sin^2(\theta_1 - \theta_2)$	$\frac{1}{12}$			+2	-1	$\frac{1}{16}\sin^2(\theta_1 - \theta_2)$	$\frac{1}{32}$		
			+1	-3	$\frac{1}{9}\sin^2(\theta_1 - \theta_3)$	$\frac{1}{12}$			+2	-2	0	0		
			+2	-1	$\frac{1}{9}\sin^2(\theta_1 - \theta_2)$	$\frac{1}{12}$			+2	-3	$\frac{1}{16}\sin^2(\theta_2 - \theta_3)$	$\frac{1}{32}$		
			+2	-2	0	0			+2	-4	$\frac{1}{16}\sin^2(\theta_2 - \theta_4)$	$\frac{1}{16}$		
			+2	-3	$\frac{1}{9}\sin^2(\theta_2 - \theta_3)$	$\frac{1}{12}$			+3	-1	$\frac{1}{16}\sin^2(\theta_1 - \theta_3)$	$\frac{1}{16}$		
			+3	-1	$\frac{1}{9}\sin^2(\theta_1 - \theta_3)$	$\frac{1}{12}$			+3	-2	$\frac{1}{16}\sin^2(\theta_2 - \theta_3)$	$\frac{1}{32}$		
			+3	-2	$\frac{1}{9}\sin^2(\theta_2 - \theta_3)$	$\frac{1}{12}$			+3	-3	0	0		
			+3	-3	0	0			+3	-4	$\frac{1}{16}\sin^2(\theta_3 - \theta_4)$	$\frac{1}{32}$		
			—	-1, -1	$\frac{1}{18}$	$\frac{1}{18}$			+4	-1	$\frac{1}{16}\sin^2(\theta_1 - \theta_4)$	$\frac{1}{32}$		
			—	-1, -2	$\frac{1}{9}\cos^2(\theta_1 - \theta_2)$	$\frac{1}{36}$			+4	-2	$\frac{1}{16}\sin^2(\theta_2 - \theta_4)$	$\frac{1}{16}$		
			—	-1, -3	$\frac{1}{9}\cos^2(\theta_1 - \theta_3)$	$\frac{1}{36}$			+4	-3	$\frac{1}{16}\sin^2(\theta_3 - \theta_4)$	$\frac{1}{32}$		
			—	-2, -2	$\frac{1}{18}$	$\frac{1}{18}$			+4	-4	0	0		
			—	-2, -3	$\frac{1}{9}\cos^2(\theta_2 - \theta_3)$	$\frac{1}{36}$			—	-1, -1	$\frac{1}{32}$	$\frac{1}{32}$		
			—	-3, -3	$\frac{1}{18}$	$\frac{1}{18}$			\vdots	\vdots	\vdots	\vdots		
									—	-4, -4	$\frac{1}{32}$	$\frac{1}{32}$		

Figure 6. Probability of detecting certain OAM states at either sides of the beam splitter with K ranging from 1 to 4. The probability of a pair of photons being detected at different sides are marked by the red frame.

A pair of photons being detected on both sides is displayed with the red frames in Fig. 6, which are utilized as selections by the two players. What is remarkable is that the probability of detecting the same states at different sides is always zero because the probability term $\sin^2(\theta_k - \theta_k)$ is always equal to zero. For $K = 1$, this phenomenon corresponds to what is known as the Hong-Ou-Mandel effect. As the detected OAM states corresponds to the selection of players, the probability of both players selecting the same machine is only limited by experimental constraints such as multiple pair generation, meaning that conflict-free decisions are accomplished.

The probabilities described in the red frames include the probabilities of detecting different states by the two players. It is remarkable that these probabilities can take equal value when K is less than or equal to three. For example, when $K = 2$, by assigning $\theta_1 = 0$ and $\theta_2 = \pi/2$, all such probabilities becomes $1/4$. Similarly, when $K = 3$, by setting $(\theta_1, \theta_2, \theta_3) = (0, \pi/3, 2\pi/3)$, the probabilities are all $1/12$. Namely, all arm combinations except selecting the same arm are selected equally. Note, however, that when K is larger or equal to four, we cannot perfectly equalize these probabilities by only tuning $\theta_1, \theta_2, \dots, \theta_K$. This point is discussed in the *Discussion* section. In this study, we focus on the case when $K = 3$ because the equivalent selection of pairs is ensured, as discussed above.

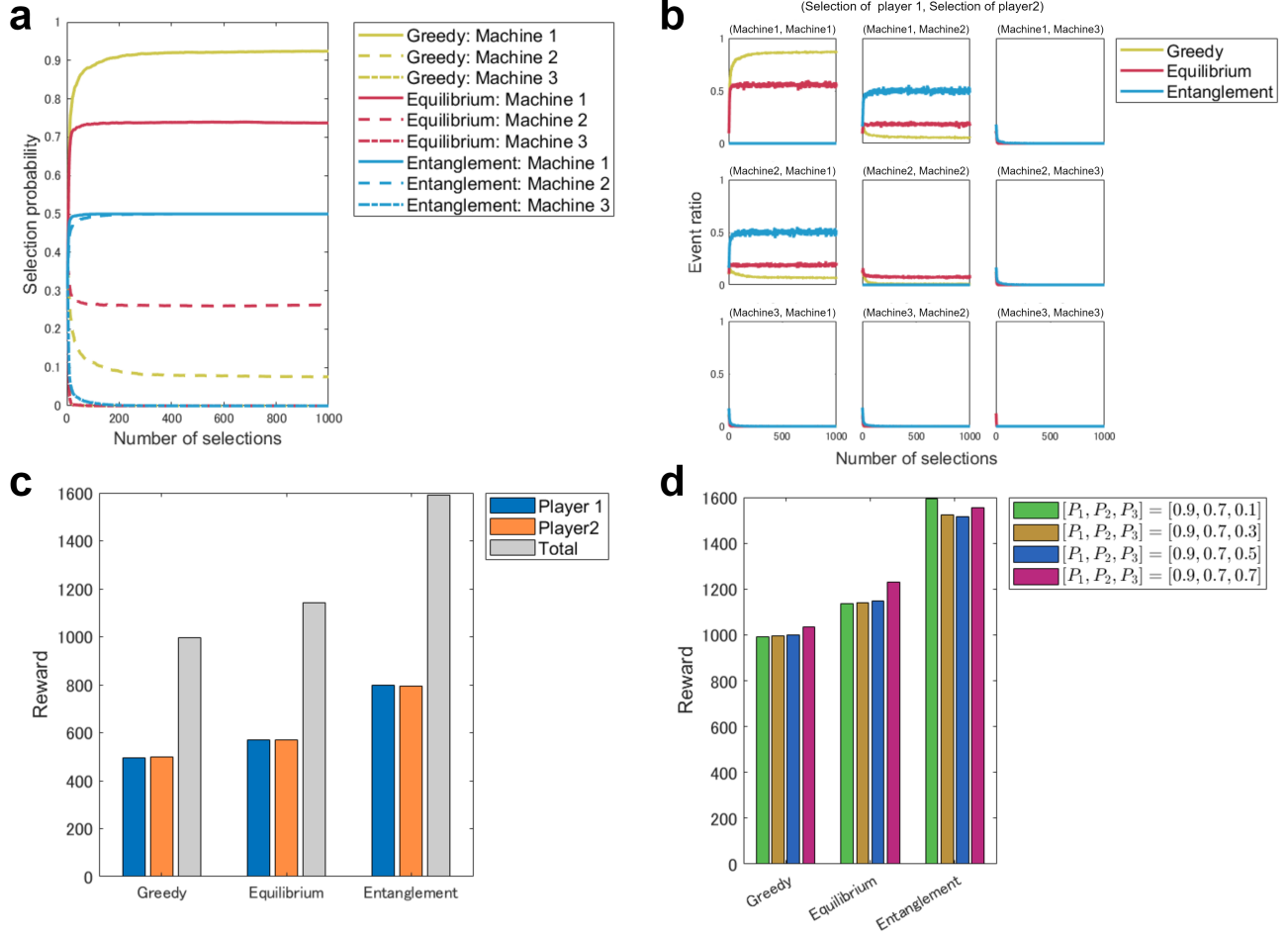


Figure 7. Simulation results for solving 2-player 3-armed competitive bandit problem with greedy, equilibrium and entanglement policies. **(a)** Probability of selecting each machine over 1000 selections when $[P_1, P_2, P_3] = [0.9, 0.7, 0.1]$ averaged over 1000 repetitions. **(b)** Ratio of each selection pair over 1000 selections and 1000 repetitions. **(c)** Average rewards of player 1, player 2, and total rewards over 1000 selections with $[P_1, P_2, P_3] = [0.9, 0.7, 0.1]$ averaged over 1000 repetitions. **(d)** Average total rewards with different reward probability over 1000 selections and 5000 repetitions.

Simulation results for 2-player 3-armed bandit problem.

In the CMAB problem in the present study, the rewards are equally split among the players who selected the same machine; that is, the decision conflict by multiple players reduces the individual benefit. Furthermore, total rewards are reduced because of the conflicted choice. Here we examine the two-player selections by using the formalism of game theory³⁰. We denote $P_{k^*}, P_{k^{**}}, P_{k^{***}}$ respectively the first, second, and third highest reward probability. First, when $P_{k^*} > 2 \times P_{k^{**}}$, the situation of both players selecting machine 1 is the only Nash equilibrium. Second, when $P_{k^*} < 2 \times P_{k^{**}}$, Nash equilibrium are achieved when player 1 chooses the best machine (machine k^*), and player 2 selects the second-best machine (machine k^{**}), and vice versa. There also exists a symmetric Nash equilibrium with the mixed strategy, meaning that they select each machine with a certain probability. The details are described in the *Methods* section. In this way, sometimes, the decision conflicts can be avoided⁷.

In order to quantitatively evaluate the performance differences among different policies, we compare the entanglement system with the following two policies. One is a greedy policy where both players take greedy actions as if they are playing alone. The second is an equilibrium policy where both players try to achieve the symmetric Nash equilibrium. The details are described in the *Methods* section.

Figure 7 shows the results for solving the 2-player 3-armed bandit problem. Figure 7a shows how the selection probabilities of both players evolve with each policy. With the greedy policy, reminding that machine 1 has the highest reward probability of 0.9, its selection probability approaches almost 1 for both players, as in the case of a single player. For the equilibrium policy, the selection probabilities of the two most rewarding machines 1 and 2 converge to the probabilities defined by the mixed strategy. With the entanglement strategy, however, machine 1 and machine 2 are selected with equal probability by both players.

Figure 7b shows the ratio of each selection combination from both players. The greedy policy is associated with a large number of conflicts as both players almost only select machine 1, while the equilibrium policy reduces the number of conflicts to some extent as the selections are distributed. Finally, the entanglement policy completely avoids conflicts. The final rewards with such selections are shown in Fig. 7c, for each player and for the total attributed reward. We observe that the entanglement policy achieves almost ideal total rewards as well as equality between players. By contrast, the total reward by the greedy and the equilibrium policies becomes small compared with the entanglement policy because they suffer from unavoidable decision conflicts.

Figure 7d shows how the final reward of each policy varies when the reward probabilities of the three machines are modified. In greedy and equilibrium policies, the total reward changes due to the rate of selection of the lowest rewarding machine 3 in the exploration phase. On the other hand, with the entanglement policy, the larger the difference between the reward probabilities of machine 2 and machine 3, the easier it is to determine the top two machines, and the higher the final total reward; despite this, the difference in total reward is mild in comparison with the difference with the other two policies.

Discussion

In this study, we have demonstrated that systems utilizing OAM entangled pair states can achieve high rewards while maintaining a fair repartition between two players in a competitive bandit problem situation. The total reward optimization is guaranteed by the selection of the two best machines by at least one player, while the fair repartition is guaranteed by the equal probabilities of selection among players. The main assumption is the simultaneous detection of exactly one photon for all players. In the proposed optical design, this is due to the extended Hong-Ou-Mandel effect that guarantees that identical photons go to the same side of the beam splitter, at the price of a post-selection of half of all photon pairs. While this is a strong constraint for potential applications, this design is only an example, and nothing forbids the obtention of the target state with other designs that do not rely on post-selection. Regarding the extension to more arms, the current design is limited to 3 arms due to fundamental constraints (lack of enough degrees of freedom to constrain the state). This may be solved by allowing to tune the relative amplitude between each OAM with the SLM. Once again, the goal of the setup presented in this study is only to show a proof-of-principle of the use of entangled photonic states for competitive decision-making. We believe that the extension to any number of arms is a technological problem without theoretical constraints.

The proposed design intends to let the players directly influence the detection probability via the attenuation amplitude in front of the detectors. This choice presents one fundamental flaw: if a player only wants to select the highest rewarding arm, then the attenuation will be maximized for the lower arms, only letting photons reach the corresponding detector. However, this situation is easily identifiable by the other player, who can recognize that the probability of selecting the other machine decreases. The solution for that player is straightforward: attenuate more the second-best arm too to correct the imbalance (in case of slight inequality), which is equivalent to not playing anymore if the other player completely blocks the other photons. This brings the following discussion point about taking into account not playing as a possible selection. In this study, only simultaneous detection of exactly one photon for all detectors of each and every player triggers the selection of arms from both players. The reason is to implement the post-selection of output states where one photon goes for both players instead of two photons for only one player. With the current design, half of all photon pairs are strictly impossible to use for the players; among these, at least 8 pairs out of 9 are further taken out due to the measurement system, although this can be improved with another detection method³¹. The algorithm and approach presented in this study are still valid if all photon pairs can be used with another design.

Conclusion

To overcome the scalability limitations in the former single-photon-based decision making that relies on two orthogonal polarizations to resolve the two-armed bandit problem, we associate orbital angular momentum of photons to individual arms, which theoretically allows ideal scalability. When multiple players are involved, conflict of decisions becomes a serious issue, which is known as the competitive multi-armed bandit problem. Formerly, polarization-entangled photons have been shown to realize conflict-free decision making in two-player, two-armed situations; however, its arm-scalability is limited to only two. In this study, by extending the Hong-Ou-Mandel effect to more than two states, we theoretically establish an experimental configuration able to generate entangled photon states with orbital angular momentum and conditions that provide conflict-free selections. We numerically examine total rewards regarding two-player, three-armed bandit problems, for which the proposed principle accomplishes almost the theoretical maximum, which is greater than a conventional mixed strategy intending to realize Nash equilibrium. This study paves a way toward photon-based intelligent systems as well as extending the utility of orbital angular momentum degree-of-freedom in artificial intelligence domains.

Methods

Detail algorithm of greedy policy, equilibrium policy, and entanglement policy.

Greedy policy (Strategy for single player MAB).

Both players independently decide the probability of selecting each machine at each round. The algorithm is based on the softmax policy⁵ and the probability of selecting machine i at round t is given by the following equation:

$$s_k(t+1) = \frac{e^{\beta \hat{P}_k(t)}}{\sum_{n=1}^K e^{\beta \hat{P}_n(t)}}. \quad (15)$$

If there exists a non-selected machine, all the machines are selected randomly with the same probability. Otherwise, $\hat{P}_k(t) = \frac{w_k(t)}{w_k(t) + l_k(t)}$ when the player has been rewarded $w_k(t)$ times and not rewarded $l_k(t)$ times from machine k . As a moderate tuning, β is set to be 20 in this study.

Equilibrium policy.

Expected reward for (Player 1, Player 2)		Selection of Player 2		
		Machine 1	Machine 2	Machine 3
Selection of Player 1	Machine 1	$(P_1/2, P_1/2)$	(P_1, P_2)	(P_1, P_3)
	Machine 2	(P_2, P_1)	$(P_2/2, P_2/2)$	(P_2, P_3)
	Machine 3	(P_3, P_1)	(P_3, P_2)	$(P_3/2, P_3/2)$

Table 1. Profit table of expected reward. Reward is splitted when the selection is in conflict between two players.

Table 1 represents the profit table of the expected reward in a single selection. In Nash equilibrium, no player has anything to gain by changing only their own strategy. In Nash equilibrium, the strategy may be selecting one particular machine, but it could also be a strategy such that multiple machines are probabilistically chosen. In the situation of Table 1, strategies can be defined with the probabilities of selecting machine 1, machine 2, machine 3, or $\alpha_1, \alpha_2, \alpha_3$ for player A and $\beta_1, \beta_2, \beta_3$ for player B. In what follows, the notations k^*, k^{**}, k^{***} represent indices of the first, the second, and the third best machine, respectively. Nash equilibriums are summarized as shown below:

- in case $P_{k^*} > 2P_{k^{**}}$
 - ◊ $(\alpha_{k^*}, \alpha_{k^{**}}, \alpha_{k^{***}}) = (\beta_{k^*}, \beta_{k^{**}}, \beta_{k^{***}}) = (1, 0, 0)$
- in case $P_{k^*} < 2P_{k^{**}}$ and $P_{k^*}P_{k^{**}}/Q > \frac{2}{5}$
 - $(\alpha_{k^*}, \alpha_{k^{**}}, \alpha_{k^{***}}) = (1, 0, 0), (\beta_{k^*}, \beta_{k^{**}}, \beta_{k^{***}}) = (0, 1, 0)$
 - $(\alpha_{k^*}, \alpha_{k^{**}}, \alpha_{k^{***}}) = (0, 1, 0), (\beta_{k^*}, \beta_{k^{**}}, \beta_{k^{***}}) = (1, 0, 0)$
 - ◊ $(\alpha_{k^*}, \alpha_{k^{**}}, \alpha_{k^{***}}) = (\beta_{k^*}, \beta_{k^{**}}, \beta_{k^{***}}) = (\frac{2P_{k^*} - P_{k^{**}}}{P_{k^*} + P_{k^{**}}}, \frac{2P_{k^{**}} - P_{k^*}}{P_{k^*} + P_{k^{**}}}, 0)$
- in case $P_{k^*} < 2P_{k^{**}}$ and $P_{k^*}P_{k^{**}}/Q < \frac{2}{5}$
 - $(\alpha_{k^*}, \alpha_{k^{**}}, \alpha_{k^{***}}) = (1, 0, 0), (\beta_{k^*}, \beta_{k^{**}}, \beta_{k^{***}}) = (0, 1, 0)$
 - $(\alpha_{k^*}, \alpha_{k^{**}}, \alpha_{k^{***}}) = (0, 1, 0), (\beta_{k^*}, \beta_{k^{**}}, \beta_{k^{***}}) = (1, 0, 0)$
 - ◊ $(\alpha_{k^*}, \alpha_{k^{**}}, \alpha_{k^{***}}) = (\beta_{k^*}, \beta_{k^{**}}, \beta_{k^{***}}) = (2 - \frac{5P_{k^{**}}P_{k^{***}}}{Q}, 2 - \frac{5P_{k^{***}}P_{k^*}}{Q}, 2 - \frac{5P_{k^*}P_{k^{**}}}{Q})$

where $Q = P_{k^*}P_{k^{**}} + P_{k^{**}}P_{k^{***}} + P_{k^{***}}P_{k^*}$. With the equilibrium policy, both players try to achieve symmetric Nash equilibrium, which is represented with the shape ◊ above, under the situation that reward probabilities are not quite sure. In the simulation algorithm, each player decides which machines are better and which Nash equilibrium to achieve based on their own maximum likelihood estimation of reward probabilities. In an actual algorithm, the parameters of player 1 are calculated as below with $\hat{k}^*, \hat{k}^{**}, \hat{k}^{***}$ respectively representing machine indices with the first, the second, and the third highest estimated reward probability:

- in case $\hat{P}_{k^*} > 2\hat{P}_{k^{**}}$
 - $(\alpha^*, \alpha^{**}, \alpha^{***}) = (1, 0, 0)$
- in case $\hat{P}_{k^*} > 2\hat{P}_{k^{**}}$ and $\hat{P}_{k^*}\hat{P}_{k^{**}}/Q > \frac{2}{5}$
 - $(\alpha^*, \alpha^{**}, \alpha^{***}) = (\frac{2\hat{P}_{k^*}-\hat{P}_{k^{**}}}{\hat{P}_{k^*}+\hat{P}_{k^{**}}}, \frac{2\hat{P}_{k^{**}}-\hat{P}_{k^*}}{\hat{P}_{k^*}+\hat{P}_{k^{**}}}, 0)$
- in case $\hat{P}_{k^*} < 2\hat{P}_{k^{**}}$ and $\hat{P}_{k^*}\hat{P}_{k^{**}}/Q < \frac{2}{5}$
 - $(\alpha^*, \alpha^{**}, \alpha^{***}) = (2 - \frac{5\hat{P}_{k^{**}}\hat{P}_{k^{***}}}{Q}, 2 - \frac{5\hat{P}_{k^{***}}\hat{P}_{k^*}}{Q}, 2 - \frac{5\hat{P}_{k^*}\hat{P}_{k^{***}}}{Q})$

where $Q = \hat{P}_{k^*}\hat{P}_{k^{**}} + \hat{P}_{k^{**}}\hat{P}_{k^{***}} + \hat{P}_{k^{***}}\hat{P}_{k^*}$, and $\hat{P}_{k^*}, \hat{P}_{k^{**}}, \hat{P}_{k^{***}}$ represent the first, the second, and the third highest estimated reward probability. The parameters of player 2 are also calculated in the same way with the different reward probability estimations. The probability of selecting each machine is calculated as below:

$$\begin{aligned} s_{k^*}(t+1) &= \alpha^* \pi(P_{k^*} = P_{k^*} | H(t)) + \alpha^{**} \pi(P_{k^*} = P_{k^{**}} | H(t)) + \alpha^{***} \pi(P_{k^*} = P_{k^{***}} | H(t)) \\ s_{k^{**}}(t+1) &= \alpha^* \pi(P_{k^{**}} = P_{k^*} | H(t)) + \alpha^{**} \pi(P_{k^{**}} = P_{k^{**}} | H(t)) + \alpha^{***} \pi(P_{k^{**}} = P_{k^{***}} | H(t)) \\ s_{k^{***}}(t+1) &= \alpha^* \pi(P_{k^{***}} = P_{k^*} | H(t)) + \alpha^{**} \pi(P_{k^{***}} = P_{k^{**}} | H(t)) + \alpha^{***} \pi(P_{k^{***}} = P_{k^{***}} | H(t)) \end{aligned} \quad (16)$$

where, $\pi(P_{k^*} = P_{k^*} | H(t))$ represents the probability of machine \hat{k}^* to have the highest reward probability from the estimation based on the softmax policy. Here, $\pi(P_a > P_b > P_c | H(t))$ represents the probability of reward probabilities being $P_a > P_b > P_c$ under this estimation and it is calculated as below:

$$\pi(P_a > P_b > P_c | H(t)) = \frac{e^{\beta \hat{P}_a}}{e^{\beta \hat{P}_a} + e^{\beta \hat{P}_b} + e^{\beta \hat{P}_c}} \cdot \frac{e^{\beta \hat{P}_b}}{e^{\beta \hat{P}_b} + e^{\beta \hat{P}_c}}. \quad (17)$$

Therefore, probabilities of P_a being the first, the second, and the third best machine under estimation with softmax policy are:

$$\begin{aligned} \pi(P_a = P_{k^*} | H(t)) &= \pi(P_a > P_b > P_c | H(t)) + \pi(P_a > P_c > P_b | H(t)) \\ \pi(P_a = P_{k^{**}} | H(t)) &= \pi(P_b > P_a > P_c | H(t)) + \pi(P_c > P_a > P_b | H(t)) \\ \pi(P_a = P_{k^{***}} | H(t)) &= \pi(P_b > P_c > P_a | H(t)) + \pi(P_c > P_b > P_a | H(t)). \end{aligned} \quad (18)$$

Entanglement policy.

In the entanglement policy, both players try to select both the first and the second-best machine with the same probability to achieve fairness between the two players. Therefore, the probabilities of selecting machines are given by the following equation:

$$s_k(t+1) = \frac{1}{2} (\pi(P_k = P_{k^*} | H(t)) + \pi(P_k = P_{k^{**}} | H(t))). \quad (19)$$

References

1. Kitayama, K. *et al.* Novel frontier of photonics for data processing—photonic accelerator. *APL Photonics* **4**, 090901 (2019).
2. De Lima, T. F. *et al.* Machine learning with neuromorphic photonics. *J. Light. Technol.* **37**, 1515–1534 (2019).
3. Shen, Y. *et al.* Deep learning with coherent nanophotonic circuits. *Nat. Photonics* **11**, 441 (2017).
4. Van der Sande, G., Brunner, D. & Soriano, M. C. Advances in photonic reservoir computing. *Nanophotonics* **6**, 561–576 (2017).
5. Sutton, R. S. & Barto, A. G. *Introduction to Reinforcement Learning* (MIT Press, Cambridge, MA, USA, 1998), 1st edn.
6. Auer, P., Cesa-Bianchi, N. & Fischer, P. Finite-time analysis of the multiarmed bandit problem. *Mach. learning* **47**, 235–256 (2002).

7. Lai, L., El Gamal, H., Jiang, H. & Poor, H. V. Cognitive medium access: Exploration, exploitation, and competition. *IEEE Trans. Mob. Comput.* **10**, 239–253 (2010).
8. Kim, S.-J., Naruse, M. & Aono, M. Harnessing the computational power of fluids for optimization of collective decision making. *Philosophies* **1**, 245–260 (2016).
9. Naruse, M. *et al.* Single-photon decision maker. *Sci. Rep.* **5**, 13253 (2015).
10. Chauvet, N. *et al.* Entangled-photon decision maker. *Sci. Rep.* **9**, 12229 (2019).
11. Chauvet, N. *et al.* Entangled n-photon states for fair and optimal social decision making. *Sci. Rep.* **10**, 20420 (2020).
12. Naruse, M. *et al.* Single photon in hierarchical architecture for physical decision making: photon intelligence. *ACS Photonics* **3**, 2505–2514 (2016).
13. Yao, A. M. & Padgett, M. J. Orbital angular momentum: origins, behavior and applications. *Adv. Opt. Photonics* **3**, 161–204 (2011).
14. Allen, L., Barnett, S. M. & Padgett, M. J. *Optical angular momentum* (CRC press, 2003).
15. Hong, C.-K., Ou, Z.-Y. & Mandel, L. Measurement of subpicosecond time intervals between two photons by interference. *Phys. Rev. Lett.* **59**, 2044 (1987).
16. Allen, L., Beijersbergen, M. W., Spreeuw, R. & Woerdman, J. Orbital angular momentum of light and the transformation of laguerre-gaussian laser modes. *Phys. Rev. A* **45**, 8185 (1992).
17. Beijersbergen, M., Coerwinkel, R., Kristensen, M. & Woerdman, J. Helical-wavefront laser beams produced with a spiral phaseplate. *Opt. Commun.* **112**, 321–327 (1994).
18. Heckenberg, N., McDuff, R., Smith, C. & White, A. Generation of optical phase singularities by computer-generated holograms. *Opt. Lett.* **17**, 221–223 (1992).
19. Beijersbergen, M. W., Allen, L., Van der Veen, H. & Woerdman, J. Astigmatic laser mode converters and transfer of orbital angular momentum. *Opt. Commun.* **96**, 123–132 (1993).
20. Padgett, M., Arlt, J., Simpson, N. & Allen, L. An experiment to observe the intensity and phase structure of laguerre-gaussian laser modes. *Am. J. Phys.* **64**, 77–82 (1996).
21. Wang, J. *et al.* Terabit free-space data transmission employing orbital angular momentum multiplexing. *Nat. Photonics* **6**, 488–496 (2012).
22. Leach, J., Padgett, M. J., Barnett, S. M., Franke-Arnold, S. & Courtial, J. Measuring the orbital angular momentum of a single photon. *Phys. Rev. Lett.* **88**, 257901 (2002).
23. Vaziri, A., Pan, J.-W., Jennewein, T., Weihs, G. & Zeilinger, A. Concentration of higher dimensional entanglement: qutrits of photon orbital angular momentum. *Phys. Rev. Lett.* **91**, 227902 (2003).
24. Cohen, J. D., McClure, S. M. & Yu, A. J. Should i stay or should i go? how the human brain manages the trade-off between exploitation and exploration. *Philos. Transactions Royal Soc. B: Biol. Sci.* **362**, 933–942 (2007).
25. Daw, N. D., O’doherly, J. P., Dayan, P., Seymour, B. & Dolan, R. J. Cortical substrates for exploratory decisions in humans. *Nature* **441**, 876–879 (2006).
26. Cesa-Bianchi, N., Gentile, C., Lugosi, G. & Neu, G. Boltzmann exploration done right. *arXiv preprint arXiv:1705.10257* (2017).
27. Mair, A., Vaziri, A., Weihs, G. & Zeilinger, A. Entanglement of the orbital angular momentum states of photons. *Nature* **412**, 313–316 (2001).
28. Franke-Arnold, S., Barnett, S. M., Padgett, M. J. & Allen, L. Two-photon entanglement of orbital angular momentum states. *Phys. Rev. A* **65**, 033823 (2002).
29. Vaziri, A., Weihs, G. & Zeilinger, A. Experimental two-photon, three-dimensional entanglement for quantum communication. *Phys. Rev. Lett.* **89**, 240401 (2002).
30. Nash, J. F. *et al.* Equilibrium points in n-person games. *Proc. national academy sciences* **36**, 48–49 (1950).
31. Lavery, M. P., Speirits, F. C., Barnett, S. M. & Padgett, M. J. Detection of a spinning object using light’s orbital angular momentum. *Science* **341**, 537–540 (2013).

Acknowledgements

This work was supported in part by the CREST Project (JPMJCR17N2) funded by the Japan Science and Technology Agency and Grants-in-Aid for Scientific Research (JP20H00233) funded by the Japan Society for the Promotion of Science.

Author contributions statement

M.N., N.C., and G.B. directed the project. T.A., N.C., G.B., S.H., and M.N designed the system architecture. T.A. and N.C conducted physical modeling and numerical performance evaluations. N.C., G.B., S.H., and R.H. examined technological constraints. All authors discussed the results. T.A., N.C., and M.N. wrote the manuscript. All authors reviewed the manuscript.

Additional information

Correspondence and requests for materials should be addressed to T.A. and M.N.

Competing interests: The authors declare no competing interests.