

# Self-tuned robust mean estimators

Qiang Sun\*

University of Toronto

May 29, 2023

## Abstract

In this paper, we propose new self-tuned robust estimators for estimating the mean of distributions with only finite variances. Our method involves introducing a new loss function that considers both the mean parameter and a robustification parameter. By simultaneously optimizing the empirical loss function with respect to both parameters, the resulting estimator for the robustification parameter can adapt to the unknown variance automatically and can achieve near-optimal finite-sample performance. Our approach outperforms previous methods in terms of both computational and asymptotic efficiency. Specifically, it does not require cross-validation or Lepski's method to tune the robustification parameter, and the variance of our estimator achieves the Cramér-Rao lower bound.

**Keywords:** Empirical risk minimization, finite-sample performance, robustness, self-tuning.

## Contents

<b>1</b>	<b>Introduction</b>	<b>2</b>
<b>2</b>	<b>A new loss function for self-tuning</b>	<b>4</b>
<b>3</b>	<b>Finite-sample theory</b>	<b>7</b>
3.1	Estimation with a fixed $v$ . . . . .	7
3.2	Self-tuned mean estimators . . . . .	8
<b>4</b>	<b>Comparing with alternatives</b>	<b>9</b>
<b>5</b>	<b>Numerical studies</b>	<b>10</b>
<b>6</b>	<b>Conclusions</b>	<b>13</b>

---

\*Department of Statistical Sciences, University of Toronto, 700 University Avenue, Toronto, ON M5G 1X6, Canada; E-mail: qiang.sun@utoronto.ca.

# 1 Introduction

The success of numerous statistical and learning methods, particularly in high-dimensional data analysis, heavily relies on the assumption of light-tailed or sub-Gaussian errors [Wainwright, 2019]. A random variable  $Z$  is considered to have sub-Gaussian tails if there exist constants  $c_1$  and  $c_2$  such that  $\mathbb{P}(|Z - \mathbb{E}Z| > t) \leq c_1 \exp(-c_2 t^2)$  for any  $t \geq 0$ . However, in many practical applications, data are often collected with a high degree of noise. For instance, in the context of gene expression data analysis, it has been observed that certain gene expression levels exhibit kurtoses much larger than 3, regardless of the normalization method used [Wang et al., 2015]. Furthermore, a recent study on functional magnetic resonance imaging [Eklund et al., 2016] demonstrates that the principal cause of invalid functional magnetic resonance imaging inferences is that the data do not follow the assumed Gaussian shape. It is therefore important to develop robust statistical methods with desirable statistical performance in the presence of heavy-tailed data.

In this paper, we focus on robust mean estimation problems. Specifically, we consider a generative model where data,  $\{y_i, 1 \leq i \leq n\}$ , are generated according to

$$y_i = \mu^* + \varepsilon_i, \quad 1 \leq i \leq n, \quad (1.1)$$

where the random errors  $\varepsilon_i \in \mathbb{R}$  are independent and identically distributed (i.i.d.) samples from  $\varepsilon$ , which follows the law  $F_0$ . We assume that  $\varepsilon$  is mean zero and has a finite variance only, with  $\mathbb{E}_{\varepsilon \sim F_0} \varepsilon = 0$  and  $\mathbb{E}_{\varepsilon \sim F_0} \varepsilon^2 = \sigma^2$ , where the expectation  $\mathbb{E}_{\varepsilon \sim F_0}$  represents the expected value of  $\varepsilon$  when  $\varepsilon$  follows the distribution  $F_0$ .

When estimating the mean  $\mu^*$ , the sample mean estimator  $\sum_{i=1}^n y_i/n$  is known to achieve, at best, a polynomial-type nonasymptotic confidence width [Catoni, 2012], when the errors have only finite variances. This means that there exists a distribution  $F = F_{n,\delta}$  for  $\varepsilon$  with a mean of 0 and variance of  $\sigma^2$ , such that the followings hold simultaneously:

$$\begin{aligned} & \mathbb{P}\left(\left|\sum_{i=1}^n \frac{y_i}{n} - \mu^*\right| \leq \sigma \sqrt{\frac{1}{2n} \cdot \frac{1}{\delta}}\right) \geq 1 - 2\delta, \quad \forall \delta \in (0, 1/2); \\ & \mathbb{P}\left(\left|\sum_{i=1}^n \frac{y_i}{n} - \mu^*\right| \leq \sigma \sqrt{\frac{1}{2n} \cdot \frac{1}{\delta}} \left(1 - \frac{2e\delta}{n}\right)^{\frac{n-1}{2}}\right) \leq 1 - 2\delta, \quad \forall \delta \in (0, (2e)^{-1}). \end{aligned}$$

In simpler terms, this indicates that the sample mean does not converge quickly enough to the true mean when the errors have only finite variances.

Catoni [2012] made an important step towards estimating the mean with faster concentration. Specifically, Catoni introduced a robust mean estimator  $\widehat{\mu}(\tau)$ , which depends on a tuning parameter  $\tau$ , and deviates from the true mean  $\mu^*$  logarithmically in  $1/\delta$ . Specifically, with  $\tau$  properly tuned,  $\widehat{\mu}(\tau)$  satisfies the following concentration inequality:

$$\mathbb{P}\left(\left|\widehat{\mu}(\tau) - \mu^*\right| \leq c\sigma \sqrt{\frac{1}{n} \cdot \log\left(\frac{1}{\delta}\right)}\right) \geq 1 - 2\delta, \quad (1.2)$$

where  $c$  is some constant. We refer to estimators that satisfy this deviation property as sub-Gaussian mean estimators because they achieve the same performance as if the data were sub-Gaussian. Following Catoni’s work, there has been a surge of research on sub-Gaussian estimators using the empirical risk minimization approach in various settings; see [Brownlees et al. \[2015\]](#), [Hsu and Sabato \[2016\]](#), [Fan et al. \[2017\]](#), [Avella-Medina et al. \[2018\]](#), [Lugosi and Mendelson \[2019b\]](#), [Lecué et al. \[2020\]](#), [Wang et al. \[2021\]](#) and [Sun et al. \[2020\]](#), among others. For a recent review, we refer readers to [Ke et al. \[2019\]](#).

To implement Catoni’s estimator [[Catoni, 2012](#)], there is a tuning parameter  $\tau = \tau(\sigma)$  that depends on the unknown variance  $\sigma^2$  and needs to be carefully tuned. However, in practice, this often involves computationally expensive methods such as cross-validation or Lepski’s method [[Catoni, 2012](#)]. For instance, when using the adaptive Huber estimator [[Sun et al., 2020](#), [Avella-Medina et al., 2018](#)] to estimate a  $d \times d$  covariance matrix entrywise, as many as  $d^2$  tuning parameters can be involved. If cross-validation or Lepski’s method were employed, the computational burden would increase significantly as  $d$  grows. Therefore, it is natural to ask the following question:

*Is it possible to develop computationally efficient robust mean estimators for distributions with only finite and unknown variances?*

This paper tackles the aforementioned challenge by proposing a self-tuned robust mean estimator for distributions with only two moments. We propose an empirical risk minimization (ERM) approach based on a novel loss function. The proposed loss function is smooth with respect to both the mean parameter and the robustification parameter. By jointly optimizing both parameters, we prove that the resulting robustification parameter can automatically adapt to the unknowns, and the resulting mean estimator can achieve sub-Gaussian-like performance as if the data were Gaussian, up to logarithmic terms. Therefore, compared to previous methods, our approach eliminates the need to use cross-validation or Lepski’s method to tune the robustification parameters. This significantly boosts the computational efficiency of data analysis in practical applications. Furthermore, from an asymptotic standpoint, we establish that our proposed estimator is asymptotically efficient, meaning it achieves the Cramér-Rao lower bound asymptotically [[Van der Vaart, 2000](#)].

**Related work** In addition to the empirical risk minimization (ERM) based methods, alternative approaches such as median-of-means (MoM) techniques [[Devroye et al., 2016](#), [Lugosi and Mendelson, 2019b](#), [Lecué et al., 2020](#)] and trimmed means are often used to construct robust estimators in the presence of heavy-tailed distributions. A recent survey on median-of-means can be found in [Lugosi and Mendelson \[2019a\]](#). The MoM technique involves randomly splitting the full data into  $k$  subsamples and computing the mean for each subsample. The MoM estimator is then obtained as the median of these local estimators. The number of subsamples  $k$  is the only user-defined parameter in MoM, and it can be chosen to be independent of the unknowns, making it tuning-free. However, in our experience, MoM often exhibits undesirable numerical performance when compared to ERM based estimators. To understand this phenomenon, we

take an asymptotic viewpoint and compare the asymptotic efficiencies of our estimator and the MoM estimator. We show that the relative efficiency of the MoM estimator with respect to ours is only  $2/\pi \approx 0.64$ . Similarly, the trimmed mean estimator [Lugosi and Mendelson, 2021] is also shown to be asymptotically inefficient.

**Paper overview** Section 2 introduces a novel loss function and presents the empirical risk minimization (ERM) approach. The nonasymptotic theory is presented in Section 3. In Section 4, we compare our proposed estimator with popular alternatives in terms of asymptotic performance. Section 5 provides numerical experiments to validate the effectiveness of our method. Finally, we conclude in Section 6. The supplementary material contains basic calculations, algorithms, a comparison with Lepski’s method, proofs of the main results, supporting lemmas, and additional results.

**Notation** We summarize here the notation that will be used throughout the paper. We use  $c$  and  $C$  to denote generic constants which may change from line to line. For two sequences of real numbers  $\{a_n, n \geq 1\}$  and  $\{b_n, n \geq 1\}$ ,  $a_n \lesssim b_n$  or  $a_n = O(b_n)$  denotes  $a_n \leq Cb_n$  for some constant  $C > 0$ , and  $a_n \gtrsim b_n$  if  $b_n \lesssim a_n$ . We use  $a_n \asymp b_n$  to denote that  $a_n \gtrsim b_n$  and  $a_n \lesssim b_n$ .  $\tilde{O}$  hides logarithmic terms. The log operator is understood with respect to the base  $e$ . For a function  $f(x, y)$ , we use  $\nabla_x f(x, y)$  or  $\frac{\partial}{\partial x} f(x, y)$  to denote its partial derivative of  $f(x, y)$  with respect to  $x$ .  $\nabla f(x, y)$  denotes the gradient of  $f(x, y)$ .

## 2 A new loss function for self-tuning

This section introduces a new loss function to robustly estimate the mean of distributions with only finite variances while automatically tuning the robustification parameter.

We start with the pseudo-Huber loss [Hastie et al., 2009]

$$\ell_\tau(x) = \tau \sqrt{\tau^2 + x^2} - \tau^2 = \tau^2 \sqrt{1 + x^2/\tau^2} - \tau^2, \quad (2.1)$$

where  $\tau$  serves as a tuning parameter. It exhibits behavior similar to the Huber loss [Huber, 1964], approximating  $x^2/2$  when  $|x|$  is small and resembling a straight line with slope  $\tau$  for large values of  $|x|$ . To see this, some algebra yields

$$\begin{cases} \frac{\epsilon^2 - 2(1+\epsilon)}{2\epsilon^2} x^2 \leq \ell_\tau(x) \leq \frac{x^2}{2}, & \text{if } x^2/\tau^2 \leq 4(1+\epsilon)/\epsilon^2, \\ \frac{\tau|x|}{1+\epsilon} \leq \ell_\tau(x) \leq \tau|x|, & \text{if } x^2/\tau^2 > 4(1+\epsilon)/\epsilon^2. \end{cases}$$

We refer to  $\tau$  as the robustification parameter because it controls the trade-off between the quadratic loss and the least absolute deviation loss, where the latter induces robustness. In practice,  $\tau$  is typically tuned using computationally expensive methods such as Lepski’s method [Catoni, 2012] or cross-validation [Sun et al., 2020].

To avoid these computationally expensive procedures, our goal is to propose a new loss function of both the mean parameter  $\mu$  and the robustification parameter  $\tau$  (or its equivalent)

so that optimizing over them jointly yields an automatically tuned robustification parameter  $\widehat{\tau}$  and thus the correspondingly self-tuned mean estimator  $\widehat{\mu}(\widehat{\tau})$ . Unlike the Huber loss [Sun et al., 2020], the pseudo-Huber loss is a smooth function of  $\tau$ , making optimization with respect to  $\tau$  possible. To motivate the new loss function, let us first consider the estimator  $\widehat{\mu}(\tau)$  with  $\tau$  fixed *a priori*:

$$\widehat{\mu}(\tau) = \operatorname{argmin}_{\mu} \left\{ \frac{1}{n} \sum_{i=1}^n \ell_{\tau}(y_i - \mu) \right\}. \quad (2.2)$$

We provide an informal result below, with its rigorous version presented as Theorem 3.1 in subsequent sections.

**Theorem 2.1** (Informal result). Take  $\tau = \sigma \sqrt{n}/z$  with  $z = \sqrt{\log(1/\delta)}$ , and assume  $n$  is sufficiently large. Then for any  $0 < \delta < 1$ , with probability at least  $1 - \delta$ , we have

$$|\widehat{\mu}(\tau) - \mu^*| \lesssim \sigma \sqrt{\frac{\log(2/\delta)}{n}}.$$

The above result indicates that when  $\tau = \sigma \sqrt{n}/z$  with  $z = \sqrt{\log(1/\delta)}$ , the estimator  $\widehat{\mu}(\tau)$  achieves the desired sub-Gaussian performance. The only unknown parameter in  $\tau$  is the standard deviation  $\sigma$ . In view of this, we treat  $\sigma$  as an unknown parameter  $v$ , substitute  $\tau = \sqrt{nv}/z$  into (2.1), and obtain

$$\ell(x, v) := \ell_{\tau}(x) = \frac{nv^2}{z^2} \left( \sqrt{1 + \frac{x^2 z^2}{nv^2}} - 1 \right), \quad (2.3)$$

where  $z$  is a confidence parameter because it depends on  $\delta$  as in the theorem above.

Instead of searching for the optimal  $\tau$ , we will search for the optimal  $v$ , which is expected to be close to the underlying standard deviation  $\sigma$  intuitively. We will use the term “robustification parameter” interchangeably for both  $\tau$  and  $v$ , as they are equivalent up to a multiplier. However, directly minimizing  $\ell(x, v)$  with respect to  $v$  leads to meaningless solutions, specifically  $v = 0$  and  $v = +\infty$ . To avoid these trivialities, we consider a new loss by dividing  $\ell(x, v)$  by  $v$  and then adding a linear penalty function  $av$ . This will be referred to as the penalized pseudo-Huber loss, defined as follows.

**Definition 2.2** (Penalized pseudo-Huber loss). The penalized pseudo-Huber loss  $\ell^p(x, v)$  is defined as follows:

$$\ell^p(x, v) := \frac{\ell(x, v) + av^2}{v} = \frac{nv}{z^2} \left( \sqrt{1 + \frac{x^2 z^2}{nv^2}} - 1 \right) + av, \quad (2.4)$$

where  $n$  is the sample size,  $z$  is a confidence parameter, and  $a$  is an adjustment factor.

We thus propose to optimize jointly over  $\mu$  and  $v$  by solving the following ERM problem:

$$\begin{aligned} \{\widehat{\mu}, \widehat{v}\} &= \operatorname{argmin}_{\mu, v} \left\{ L_n(\mu, v) := \frac{1}{n} \sum_{i=1}^n \ell^p(y_i - \mu, v) \right\} \\ &= \operatorname{argmin}_{\mu, v} \frac{1}{n} \sum_{i=1}^n \left\{ \frac{nv}{z^2} \left( \sqrt{1 + \frac{(y_i - \mu)^2 z^2}{nv^2}} - 1 \right) + av \right\}. \end{aligned} \quad (2.5)$$

When  $v$  is fixed *a priori*, solving the optimization problem above with respect to  $\mu$  is equivalent to directly minimizing the empirical pseudo-Huber loss in (2.2) with  $\tau = v\sqrt{n}/z$ .

To gain insight into the loss function  $L_n(\mu, v)$ , let us consider its population version:

$$L(\mu, v) = \mathbb{E}L_n(\mu, v) = \frac{nv}{z^2} \mathbb{E} \left( \sqrt{1 + \frac{(y - \mu)^2 z^2}{nv^2}} - 1 \right) + av.$$

Define the population oracle  $v_*$  as the minimizer of  $L(\mu^*, v)$  with the true mean  $\mu^*$  given *a priori*, that is

$$v_* = \underset{\tau}{\operatorname{argmin}} L(\mu^*, v) = \underset{v}{\operatorname{argmin}} \left\{ \frac{nv}{z^2} \mathbb{E} \left( \sqrt{1 + \frac{(y - \mu)^2 z^2}{nv^2}} - 1 \right) + av \right\},$$

or equivalently,

$$\nabla_v L(\mu^*, v) \Big|_{v=v_*} = \left\{ \frac{n}{z^2} \left( \nabla_v \mathbb{E} \sqrt{v^2 + \frac{\varepsilon^2 z^2}{n}} - 1 \right) + a \right\} \Big|_{v=v_*} = 0.$$

By interchanging the derivative with the expectation, we obtain

$$\mathbb{E} \frac{v_*}{\sqrt{v_*^2 + z^2 \varepsilon^2 / n}} = 1 - \frac{az^2}{n}. \quad (2.6)$$

Let  $\sigma_{x^2}^2 := \mathbb{E}\{\varepsilon^2 1(\varepsilon^2 \leq x^2)\}$ , where  $1(A)$  is the indicator function of the set  $A$ . Our first key result utilizes the above characterization of  $v_*$  to derive how  $v_*$  is able to automatically adapt to the standard deviation  $\sigma$ , promising the effectiveness of our procedure.

**Theorem 2.3** (The self-tuning property of  $v_*$ ). Suppose  $n \geq az^2$ . Then, for any  $\gamma \in [0, 1)$ , we have

$$\frac{(1 - \gamma)\sigma_{\varphi\tau_*^2}^2}{2a} \leq v_*^2 \leq \frac{\sigma^2}{2a},$$

where  $\varphi = \gamma/(1 - \gamma)$  and  $\tau_* = v_*\sqrt{n}/z$ . Moreover, we have  $\lim_{n \rightarrow \infty} v_*^2 = \sigma^2/(2a)$ .

The above result indicates that for any finite sample size  $n \geq az^2$ , the oracle  $v_*^2$  can automatically adapt to the (truncated) variance. It is bounded between the scaled truncated variance  $\sigma_{\varphi\tau_*^2}^2/(2a)$  and the scaled variance  $\sigma^2/(2a)$ . Since the second moment exists, we have  $\sigma_{\varphi\tau_*^2}^2 \rightarrow \sigma^2$  as  $\varphi\tau_*^2 \rightarrow \infty$  by the dominant convergence theorem. For a large sample size  $n$ ,  $\sigma_{\varphi\tau_*^2}^2$  is close to  $\sigma^2$ , and therefore  $v_*^2$  is approximately between  $(1 - \gamma)\sigma^2/(2a)$  and  $\sigma^2/(2a)$ . Furthermore, a more detailed asymptotic analysis reveals that  $\lim_{n \rightarrow \infty} v_*^2 = \sigma^2/(2a)$ . Taking  $a = 1/2$  yields  $\lim_{n \rightarrow \infty} v_*^2 = \sigma^2$ , indicating that the oracle  $v_*^2$  with  $a = 1/2$  should approximate the true variance in the large sample limit. This also suggests the optimality of choosing  $a = 1/2$ , which is assumed throughout the rest of the paper.

Our next result shows that the proposed empirical loss function is jointly convex in both  $\mu$  and  $v$ . This convexity property allows us to employ standard first-order optimization algorithms to compute the global optima efficiently.

**Proposition 2.4** (Joint convexity). The empirical loss function  $L_n(\mu, \nu)$  in (2.5) is jointly convex in both  $\mu$  and  $\nu$ . Furthermore, if there exist at least two distinct data points, the empirical loss function is strictly convex in both  $\mu$  and  $\nu$  provided that  $\nu > 0$ .

Lastly, we would like to highlight that our formulation in equation (2.5) bears resemblance to equation (7.113) by [Ronchetti and Huber \[2009\]](#), although our motivation stems from a different perspective. Our aim is to develop robust mean estimators that exhibit improved concentration and thus finite-sample properties in the presence of heavy-tailed data. Our empirical loss function  $L_n$  can be viewed as a carefully tailored version of theirs. Specifically, we employ the smooth pseudo-Huber loss as our loss function, choose the robustification parameter  $\tau$  to be  $\nu\sqrt{n}/z$  with  $z$  being a suitable confidence parameter ensuring sub-Gaussian-like performance for the robust mean estimator, and the optimal adjustment factor is  $a = 1/2$ . To the best of our knowledge, all of these findings are the first among the literature.

### 3 Finite-sample theory

This section establishes the self-tuning property for  $\widehat{\nu}$  and then the finite-sample result for  $\widehat{\mu}(\widehat{\nu})$ . We start with the theoretical properties for  $\widehat{\mu}(\nu)$  when  $\nu$  is fixed. Recall that  $a = 1/2$  throughout the rest of this paper.

#### 3.1 Estimation with a fixed $\nu$

We need the following local strong convexity assumption, which will be verified later in this subsection.

**Assumption 1** (Local strong convexity in  $\mu$ ). The empirical Hessian matrix is locally strongly convex with respect to  $\mu$  such that, for any  $\mu \in \mathbb{B}_r(\mu^*) := \{\mu : |\mu - \mu^*| \leq r\}$ ,

$$\inf_{\mu \in \mathbb{B}_r(\mu^*)} \frac{\langle \nabla_{\mu} L_n(\mu, \nu) - \nabla_{\mu} L_n(\mu^*, \nu), \mu - \mu^* \rangle}{|\mu - \mu^*|^2} \geq \kappa_{\ell} > 0$$

where  $r > 0$  is a local radius parameter.

**Theorem 3.1.** Suppose  $\nu > 0$  is fixed and let  $z^2 = \log(1/\delta)$ . Assume Assumption 1 holds with  $r = (\kappa_{\ell})^{-1} \left( \sigma/(\sqrt{2\nu}) + 1 \right)^2 \sqrt{\log(2/\delta)/n}$ . Then, for any  $0 < \delta < 1$ , we have with probability at least  $1 - \delta$  that

$$|\widehat{\mu}(\nu) - \mu^*| < \frac{1}{\kappa_{\ell}} \left( \frac{\sigma}{\sqrt{2\nu}} + 1 \right)^2 \sqrt{\frac{\log(2/\delta)}{n}} = \frac{C}{\kappa_{\ell}} \sqrt{\frac{\log(2/\delta)}{n}},$$

where  $C = (\sigma/(\sqrt{2\nu}) + 1)^2$  only depends on  $\nu$  and  $\sigma$ .

The above theorem states that under the assumption of local strong convexity,  $\widehat{\mu}(\nu)$  achieves a sub-Gaussian deviation bound when the data have only bounded variances. In particular, if we choose  $\nu = \sigma$  and apply the theorem, we obtain:

$$|\widehat{\mu}(\sigma) - \mu^*| \leq \frac{1}{\kappa_{\ell}} \left( \frac{\sigma}{\sigma} + 1 \right)^2 \sqrt{\frac{\log(2/\delta)}{n}} \leq \frac{4}{\kappa_{\ell}} \sqrt{\frac{\log(2/\delta)}{n}}.$$

Assumption 1 requires the loss function to exhibit curvature in a small neighborhood of  $\mathcal{B}_r(\mu^*)$ , while the penalized loss (2.4) transitions from a quadratic to a linear function when  $|x|$  is approximately  $\sqrt{n}$ . Quadratic functions always have curvature, so intuitively, Assumption 1 holds as long as  $\sqrt{n} \gtrsim r \propto \sqrt{1/n}$ . This condition is automatically guaranteed when  $n$  is sufficiently large. The following lemma rigorously proves this claim.

**Lemma 3.2.** Suppose  $n \geq C \max \left\{ z^2(\sigma^2 + r^2)/v_0^2, \log(1/\delta) \right\}$  for some absolute constant  $C$ . Then, for any  $0 < \delta < 1$ , with probability at least  $1 - \delta$ , Assumption 1 with  $\kappa_\ell = 1/(2v)$  holds uniformly over  $v \geq v_0 > 0$ .

Finally, by combining Lemma 3.2 and Theorem 3.1, we obtain the following result.

**Corollary 3.3.** Suppose  $n \geq C \max \left\{ (r^2 + \sigma^2)/v_0^2, 1 \right\} \log(1/\delta)$  for some universal constant  $C$ , and let  $z^2 = \log(1/\delta)$ . For any  $v \geq v_0$ , we have with probability at least  $1 - \delta$  that

$$|\widehat{\mu}(v) - \mu^*| \leq 2v \left( \frac{\sigma}{\sqrt{2v}} + 1 \right)^2 \sqrt{\frac{\log(4/\delta)}{n}} \lesssim v \sqrt{\frac{1 + \log(1/\delta)}{n}}.$$

### 3.2 Self-tuned mean estimators

This section presents the self-tuning property for  $\widehat{v}$  and then the finite-sample property of the self-tuned mean estimator  $\widehat{\mu}(\widehat{v})$ . We impose the following constraint  $v_0 \leq v \leq V_0$  to (2.5) to guard  $\widehat{v}$  from 0 and  $\infty$ . Specifically, we consider the constrained empirical risk minimization

$$\{\widehat{\mu}, \widehat{v}\} = \operatorname{argmin}_{\mu, v_0 \leq v \leq V_0} \left\{ L_n(\mu, v) := \frac{1}{n} \sum_{i=1}^n \ell^p(y_i - \mu, v) \right\}. \quad (3.1)$$

Indeed, when  $v$  approaches 0 or  $\infty$ , the loss function is no longer smooth or it becomes trivial respectively. In other words, the loss function is not strongly convex in  $\mu$  in either case, and the strong convexity is essential for our analysis. Our next result is on the nonasymptotic error bound for  $\widehat{v}$ . Let  $\tau_{v_0} = v_0 \sqrt{n}/z$ .

**Theorem 3.4** (Self-tuning property). Assume that  $n$  is sufficiently large and there exists an  $\epsilon_0 = \widetilde{O}(1/n)$  such that  $\sigma_{\tau_{v_0}^2/2 - \epsilon_0} / \sigma_{\tau_{v_0}^2/2} \geq 1/3$ <sup>1</sup>. Let  $c_0$  and  $C_0$  be some absolute constants. Suppose  $v_0 < c_0 \sigma_{\tau_{v_0}^2} \leq C_0 \sigma < V_0$ . Take  $z^2 \geq \log(5/\delta)$ . Then, with probability at least  $1 - \delta$ , we have

$$c_0 \sigma_{\tau_{v_0}^2} \leq \widehat{v} \leq C_0 \sigma.$$

The above theorem suggests that  $\widehat{v}$  automatically adapts to the standard deviation, aka  $\widehat{v} \propto \sigma$ , if  $\sigma_{\tau_{v_0}^2} \propto \sigma$  which is expected to hold for a large sample size  $n$  since  $\sigma_{\tau_{v_0}^2} \rightarrow \sigma$ . Of course  $\sigma_{\tau_{v_0}^2}$  can not be close to  $\sigma$  at any predictable rate under the weak assumption that the data have bounded variances only. We proceed to characterize the finite-sample property of the self-tuned mean estimator  $\widehat{\mu}(\widehat{v})$ .

<sup>1</sup>This assumption is only used to simplify the lower bound, otherwise we will a slightly complicated lower bound for  $\widehat{v}$ .  $\widetilde{O}$  hides logarithmic factors.



**Theorem 3.5.** Assume that  $n$  is sufficiently large and there exists an  $\epsilon_0 = \widetilde{O}(1/n)$  such that  $\sigma_{\tau_{v_0}^2/2-\epsilon_0}/\sigma_{\tau_{v_0}^2/2} \geq 1/3$ . Let  $c_0$  and  $C_0$  be some absolute constants. Suppose  $v_0 < c_0\sigma_{\tau_{v_0}^2} \leq C_0\sigma < V_0$ . Take  $z^2 = \log(n/\delta)$ . Then, with probability at least  $1 - \delta$ , we have

$$|\widehat{\mu}(\widehat{v}) - \mu^*| \leq C \cdot \sigma \sqrt{\frac{\log(n/\delta)}{n}}$$

where  $C$  is some constant.

The above result indicates that the mean estimator  $\widehat{\mu} = \widehat{\mu}(\widehat{v})$  with a self-tuned robustification parameter  $\widehat{v}$  achieves the optimal deviation property up to a logarithmic factor. In practical applications, we recommend setting  $\delta = 0.05$ , which corresponds to a failure probability of 0.05 or a confidence level of 0.95.

## 4 Comparing with alternatives

Other than the ERM based approach, the median-of-means technique [Lugosi and Mendelson, 2019a] is another method to construct robust estimators under heavy-tailed distributions. The MoM mean estimator works as follows:

1. Partition  $[n] = \{1, \dots, n\}$  into  $k$  blocks  $\mathcal{B}_1, \dots, \mathcal{B}_k$ , each of size  $|\mathcal{B}_i| \geq \lfloor n/k \rfloor \geq 2$ .
2. Compute the sample mean in each block  $z_j = \frac{1}{|\mathcal{B}_j|} \sum_{i \in \mathcal{B}_j} x_i$ .
3. Take the median of  $z_j$ 's as the the MoM mean estimator  $\widehat{\mu}^{\text{MoM}} = M(z_1, \dots, z_k)$ , where  $M(\cdot)$  is the median operator.

The following theorem is taken from Lugosi and Mendelson [2019a]. Without loss of generality and for simplicity, we shall assume throughout this section that  $n$  is divisible by  $k$  so that each block has  $m = n/k$  elements.

**Theorem 4.1** (Theorem 2 by Lugosi and Mendelson [2019a] ). For any  $\delta \in (0, 1)$ , if  $k = \lceil 8 \log(1/\delta) \rceil$ , then, with probability at least  $1 - \delta$ ,

$$|\widehat{\mu}^{\text{MoM}} - \mu^*| \leq \sigma \sqrt{\frac{32 \log(1/\delta)}{n}}.$$

The theorem above indicates that in order to obtain a sub-Gaussian mean estimator, we only need to choose  $k = \lceil 8 \log(1/\delta) \rceil$  when constructing the MoM mean estimator. Thus, the MoM estimator is naturally tuning-free. However, in our numerical experiments, we have observed that the MoM estimator often has inferior numerical performance compared to our proposed estimator. To shed light on this observation, we compare the asymptotic efficiencies of  $\widehat{\mu}^{\text{MoM}}$  and our estimator  $\widehat{\mu}(\widehat{\tau})$  in the following two theorems.

**Theorem 4.2** (Asymptotic inefficiency of  $\widehat{\mu}^{\text{MoM}}$ ). Assume  $\mathbb{E}|y_i - \mu^*|^{2+\iota} < \infty$  for some  $\iota \in (0, 1]$ . Suppose  $k \rightarrow \infty$  and  $k = o(n^{\iota/(1+\iota)})$ , then

$$\sqrt{n}(\widehat{\mu}^{\text{MoM}} - \mu^*) \rightsquigarrow \mathcal{N}\left(0, \frac{\pi}{2}\sigma^2\right).$$

**Theorem 4.3** (Asymptotic efficiency of our estimator). Assume the same assumptions as in Theorem 3.4. Additionally, assume that there exists some  $M$  such that  $\sigma_M^2 = \mathbb{E}[\varepsilon^2 1(\varepsilon^2 \leq M)] > 0$ . Take  $z^2 \geq \log(n)$ . If  $\mathbb{E}\varepsilon_i^{2+\iota} < \infty$  for some  $0 < \iota \leq 1$ , then

$$\sqrt{n} (\widehat{\mu}(\mathcal{V}) - \mu^*) \rightsquigarrow \mathcal{N}(0, \sigma^2).$$

The above two theorems indicate that while the MoM mean estimator only achieves asymptotic efficiency of  $2/\pi$ , our proposed estimator achieves full asymptotic efficiency. The relative efficiency  $e_r$  of MoM with respect to our estimator is

$$e_r(\widehat{\mu}^{\text{MoM}}, \widehat{\mu}(\mathcal{V})) = \frac{2}{\pi} \approx 0.64.$$

This means that our proposed estimator is more efficient than the MoM estimator in terms of asymptotic performance, partly explaining the empirical success of our method; see Section 5 for details.

Another popular estimator is the trimmed mean estimator [Lugosi and Mendelson, 2021]. The univariate trimmed mean estimator works as follows: (i) Split the data points into two subsamples with equal size, and (ii) use the first subsample to determine the trimming parameters and use the second subsample to construct the trimmed mean estimator. Due to this sample splitting scheme, the relative asymptotic efficiency of the trimmed mean estimator with respect to our estimator is at best  $1/2 = 0.5$ , indicating its sub-optimality in terms of asymptotic performance.

## 5 Numerical studies

This section examines numerically the finite sample performance of our proposed mean estimators in the presence of heavy-tailed data. In all of our numerical examples, we take  $z = \sqrt{\log(n/\delta)}$  with  $\delta = 0.05$  as suggested by Theorem 3.5. This choice ensures that our results hold with a probability of at least 0.95. We consider the following four distribution settings for the random data point  $y$  in order to investigate the robustness and efficiency of the proposed estimator:

1. Normal distribution  $\mathcal{N}(\mu, \sigma^2)$  with mean  $\mu = 1$  and a sequence of variances  $\sigma^2 \geq 1$ ;
2. Skewed generalized  $t$  distribution  $\text{sgt}(\mu, \sigma^2, \lambda, p, q)$ , where mean  $\mu = 0$ , a sequence of variances  $\sigma^2 = q/(q - 2)$  with  $q > 2$ , shape  $p = 2$  and skewness  $\lambda = 0.75$ .

For each setting, we generate an independent sample of size  $n = 100$  and compute four mean estimators: our proposed estimator (ours), the sample mean estimator, the MoM mean estimator, and the trimmed mean estimator.

Figure 1 displays the  $\alpha$ -quantile of the squared estimation error, with  $\alpha$  ranging from 0.5 to 1, based on 1000 simulations for both scenarios. For Gaussian distributed data, our estimator performs almost identically to the sample mean estimator, both of which outperform the MoM mean estimator and the trimmed mean estimator. Since the sample mean estimator is the optimal mean estimator for Gaussian distributed data, this suggests that our estimator does not sacrifice

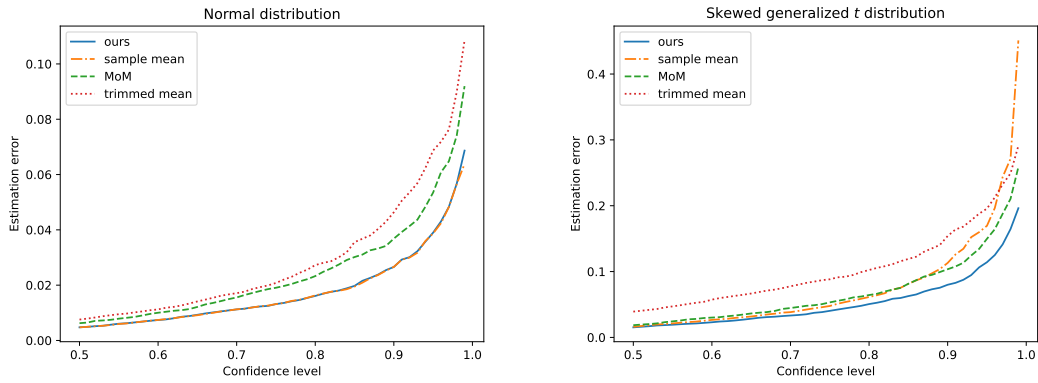


Figure 1: Estimation error versus confidence level for our estimator, the sample mean estimator, the MoM estimator and the trimmed mean estimator.

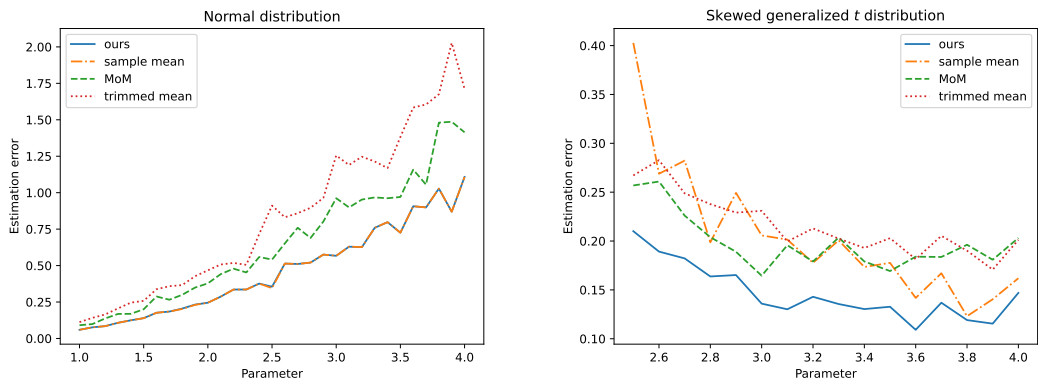


Figure 2: Empirical 99%-quantile of the estimation error versus parameter measuring tails and skewness for our estimator, the sample mean estimator, the MoM estimator and the trimmed mean estimator.

statistical efficiency when the data is Gaussian. In the case of heavy-tailed skewed generalized  $t$  distributions, the deviation of the sample mean from the population mean grows rapidly with the confidence level. This is in contrast to the three robust estimators: our estimator, the MoM mean estimator, and the trimmed mean estimator. Our estimator is the only one that consistently outperforms the others in both scenarios.

Figure 2 examines the 99%-quantile of the estimation error versus a distribution parameter that measures the tail behavior and skewness, based on 1000 simulations. Specifically, for Gaussian data, we let  $\sigma$  vary between 1 and 4. For skewed generalized  $t$  distributions, we increase the shape parameter  $q$  from 2.5 to 4. For Gaussian data, our estimator performs identically to the sample mean estimator, both of which outperform the MoM mean estimator and the trimmed mean estimator. For skewed generalized  $t$  distributions with  $q \leq 3$ , all three robust mean estimators outperform, or are as competitive as, the sample estimator. When  $q > 3$ , the sample mean estimator starts to perform better than both MoM and the trimmed mean estimator. Our pro-

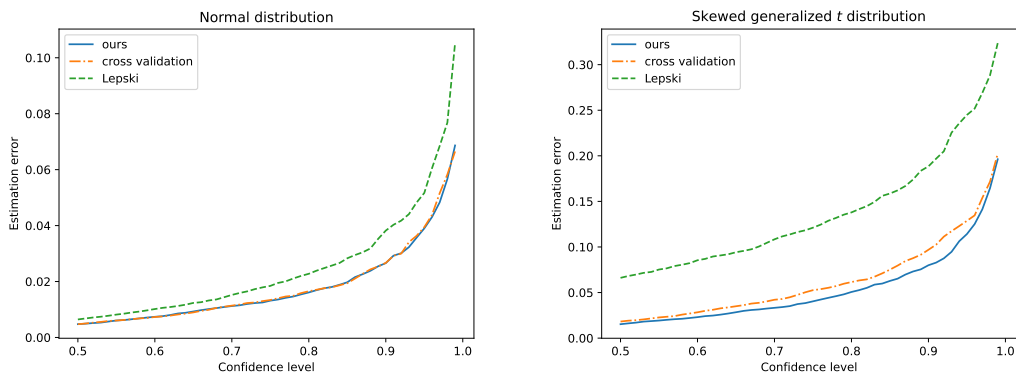


Figure 3: Estimation error versus confidence level for our estimator, cross validation and Lepski's method.

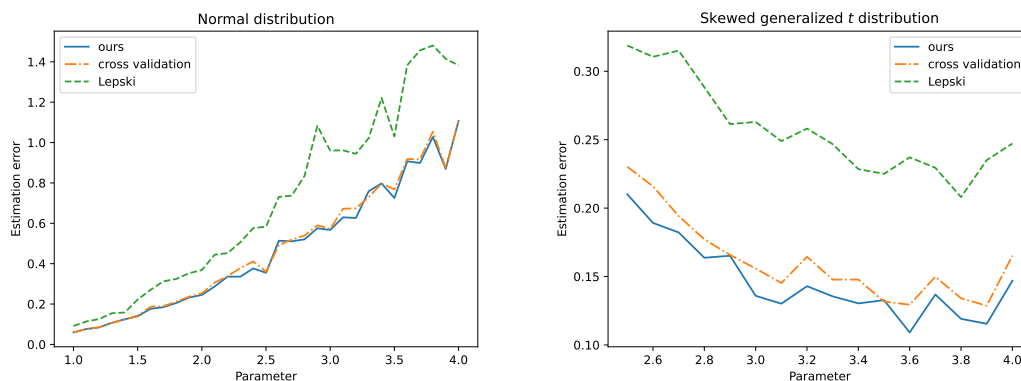


Figure 4: Empirical 99%-quantile of the estimation error versus parameter measuring tails and skewness for our estimator, cross validation and Lepski's method.

posed estimator, on the other hand, consistently outperforms all other methods across the entire range of parameter values.

We also compare the performances of our proposed method, pseudo-Huber loss + cross validation and pseudo-Huber loss + Lepski's method. For cross validation, we choose the best  $\tau$ , which is equivalent to choosing the best  $\nu$ , from a list of candidates  $\{1, 2, \dots, 100\}$  using 10-fold cross validation. For Lepski's method, we follow the appendix and pick  $V = 2$ ,  $\rho = 1.2$  and  $s = 50$ . We run 1000 simulations for the mean estimation problem in Setting 1 with  $\sigma^2 = 1$  and sample size  $n = 100$ . All studies are performed on a Macbook Pro with Apple M1 Max and 64 GB memory. The execution times are summarized in Table 1. Our proposed method is about 90× faster than cross validation and about 10× faster than Lepski's method.

Finally we compare their statistical performances in both Setting 1 and Setting 2 with various parameters. The results are summarized in Figure 3 and Figure 4. In both figures, the our method and the cross validation have similar performances although our method is slightly better while Lepski's method does not perform well. We suspect this is because Lepski's method depends

Table 1: Execution time (in seconds) for 1000 simulations for estimating the mean for Setting 1 with  $\sigma^2 = 1$  and  $n = 100$ .

Self-tuning	Lepski’s method	cross validation
1.5	16.7	133.5

on three more hyper parameters  $V, \rho$  and  $s$  and our choice are perhaps not optimally tuned. This perhaps shows that the Lepski’s method does not achieve great empirical performances in general.

In summary, the most attractive feature of our method is its self-tuning property: (i) It is as efficient as the sample mean estimator for normal distributions and is more robust for asymmetric and/or heavy-tailed; (ii) It incurs much less computational cost than cross validation and Lepski’s method. The latter is particularly important for large-scale inference with a myriad of parameters to be estimated simultaneously.

## 6 Conclusions

This paper investigates robust mean estimation for distributions with finite variances only. We introduce a novel loss function that depends on both the mean parameter and a robustification parameter. By jointly optimizing these parameters, we demonstrate that, even under only second moment conditions, the resulting robustification parameter can automatically adapt to the variance. As a result, our mean estimator achieves nearly optimal performance in finite samples, akin to the case of sub-Gaussian data. This distinguishes our approach from previous methods that require cross-validation or Lepski’s method to tune the robustification parameter.

**Limitation** One possible limitation is the scope of the study. This paper focuses on robust mean estimators since this is the simplest case and the proof is already complicated. However, it is possible to extend current work to general settings, including matrix estimation, regressions, and neural nets. Another limitation is that the self-tuned mean estimator is only optimal up to a logarithmic term. It remains unclear whether this logarithmic factor can be removed.

**Acknowledgement** The author would like to thank Stanislav Minsker for helpful discussions on the asymptotic properties of median-of-means estimators.

## References

Marco Avella-Medina, Heather S Battey, Jianqing Fan, and Qiefeng Li. Robust estimation of high-dimensional covariance and precision matrices. *Biometrika*, 105(2):271–284, 2018.

- Christian Brownlees, Emilien Joly, and Gábor Lugosi. Empirical risk minimization for heavy-tailed losses. *The Annals of Statistics*, 43(6):2507–2536, 2015.
- Olivier Catoni. Challenging the empirical mean and empirical variance: a deviation study. In *Annales de l’IHP Probabilités et statistiques*, volume 48, pages 1148–1185, 2012.
- Luc Devroye, Matthieu Lerasle, Gabor Lugosi, and Roberto I Oliveira. Sub-Gaussian mean estimators. *The Annals of Statistics*, 44(6):2695–2725, 2016.
- Anders Eklund, Thomas E Nichols, and Hans Knutsson. Cluster failure: Why fmri inferences for spatial extent have inflated false-positive rates. *Proceedings of the National Academy of Sciences*, 113(28):7900–7905, 2016.
- Jianqing Fan, Quefeng Li, and Yuyan Wang. Estimation of high dimensional mean regression in the absence of symmetry and light tail assumptions. *Journal of the Royal Statistical Society. Series B, Statistical methodology*, 79(1):247, 2017.
- Trevor Hastie, Robert Tibshirani, and Jerome Friedman. *The elements of statistical learning: data mining, inference, and prediction*. Springer Science & Business Media, 2009.
- Daniel Hsu and Sivan Sabato. Loss minimization and parameter estimation with heavy tails. *The Journal of Machine Learning Research*, 17(1):543–582, 2016.
- Peter J. Huber. Robust Estimation of a Location Parameter. *The Annals of Mathematical Statistics*, 35(1):73 – 101, 1964.
- Yuan Ke, Stanislav Minsker, Zhao Ren, Qiang Sun, and Wen-Xin Zhou. User-friendly covariance estimation for heavy-tailed distributions. *Statistical Science*, 34(3):454–471, 2019.
- Guillaume Lecué, Matthieu Lerasle, et al. Robust machine learning by median-of-means: theory and practice. *The Annals of Statistics*, 48(2):906–931, 2020.
- Gábor Lugosi and Shahar Mendelson. Mean estimation and regression under heavy-tailed distributions: A survey. *Foundations of Computational Mathematics*, 19(5):1145–1190, 2019a.
- Gabor Lugosi and Shahar Mendelson. Risk minimization by median-of-means tournaments. *Journal of the European Mathematical Society*, 22(3):925–965, 2019b.
- Gábor Lugosi and Shahar Mendelson. Robust multivariate mean estimation: The optimality of trimmed mean. *The Annals of Statistics*, 49(1):393 – 410, 2021.
- Elvezio M Ronchetti and Peter J Huber. *Robust Statistics*. John Wiley & Sons Hoboken, NJ, USA, 2009.
- Qiang Sun, Wen-Xin Zhou, and Jianqing Fan. Adaptive Huber regression. *Journal of the American Statistical Association*, 115(529):254–265, 2020.

Aad W Van der Vaart. *Asymptotic Statistics*, volume 3. Cambridge University Press, 2000.

Martin J Wainwright. *High-dimensional Statistics: A Non-asymptotic Viewpoint*, volume 48. Cambridge University Press, 2019.

Lan Wang, Bo Peng, and Runze Li. A high-dimensional nonparametric multivariate test for mean vector. *Journal of the American Statistical Association*, 110(512):1658–1669, 2015.

Lili Wang, Chao Zheng, Wen Zhou, and Wen-Xin Zhou. A new principle for tuning-free huber regression. *Statistica Sinica*, 31(4):2153–2177, 2021.