

GIFT: Generalizable Interaction-aware Functional Tool Affordances without Labels

Dylan Turpin^{*†}, Liquan Wang^{*†}, Stavros Tsogkas^{*‡}, Sven Dickinson^{*†‡} and Animesh Garg^{*†§}

^{*}University of Toronto, [†]Vector Institute, [‡]Samsung AI Center Toronto, [§]Nvidia

{dylanturpin, liquan.wang, tsogkas, sven, garg}@cs.toronto.edu

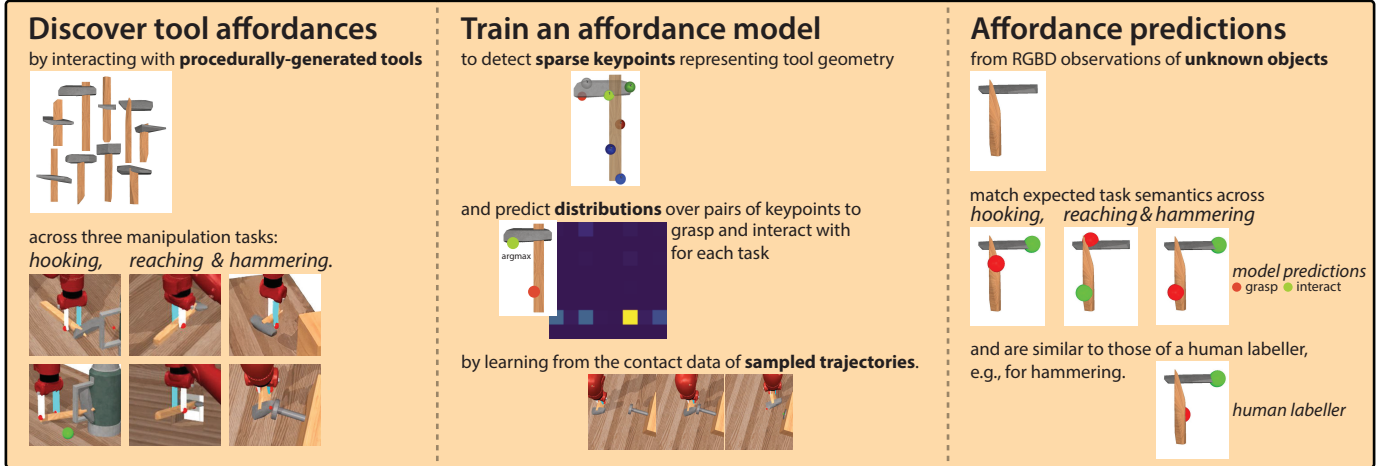


Fig. 1: Rather than relying on human labels, the **GIFT** framework discovers affordances from goal-directed interaction with a set of procedurally-generated tools. This interaction experience is collected with a simple sampling-based motion planner that does not require demonstrations or an expert policy. Since the affordances are not prespecified (either explicitly by labels or implicitly by predefined manipulation strategies), they are unbiased, i.e., they emerge only from the constraints of the task.

Abstract—Tool use requires reasoning about the fit between an object’s affordances and the demands of a task. Visual affordance learning can benefit from goal-directed interaction experience, but current techniques rely on human labels or expert demonstrations to generate this data. In this paper, we describe a method that grounds affordances in physical interactions instead, thus removing the need for human labels or expert policies. We use an efficient sampling-based method to generate successful trajectories that provide contact data, which are then used to reveal affordance representations. Our framework, GIFT, operates in two phases: first, we discover visual affordances from goal-directed interaction with a set of procedurally generated tools; second, we train a model to predict new instances of the discovered affordances on novel tools in a self-supervised fashion. In our experiments, we show that GIFT can leverage a sparse keypoint representation to predict grasp and interaction points to accommodate multiple tasks, such as hooking, reaching, and hammering. GIFT outperforms baselines on all tasks and matches a human oracle on two of three tasks using novel tools. Qualitative results available at: www.pair.toronto.edu/gift-tools-rss21.

I. INTRODUCTION

Consider using the hammer in the middle column of Figure 1 to drive a peg into a hole. This task can be completed in multiple ways; for instance, one can grip the handle high, for more precise tapping, or low, for greater leverage. Either face of the head could be used as the point of contact as both provide flat, hard striking surfaces. Moreover, one can use a hammer not just for this particular task, but also to reach, move, or pry

open objects.

This simple thought experiment provides an example of reasoning about what Gibson called *affordances*: the action possibilities offered by an object [9, 10]. Gibson’s framework explores the connection between tasks, skills, and tools, defining affordances only based on whether an action can be completed with a particular tool, without imposing explicit constraints on the object’s appearance, physical, or geometric properties. Simply put, a hammer can be defined as *any* object that “affords” the action of hammering.

This definition motivates the class of *behaviour-grounded* affordance representations. If affordances are action possibilities, then an ideal affordance representation should be translatable to realizable actions. This elegantly matches Gibson’s definition and allows us to reality-test our affordances at any time, by simply executing the corresponding action and observing the result. In fact, this “predict, act, and check” procedure should be sufficient to learn an affordance representation in a self-supervised manner. However, the space of possible actions to try is prohibitively large and translating from an affordance representation to corresponding motions is far from trivial.

Prior work has avoided this roadblock in two ways: (1) with human supervision [19, 2]; or (2) by greatly constraining the space of possible actions [24, 7, 8, 21, 20]. Although labelled data (e.g., keypoint annotations where an object should be grasped and interacted with) remove the need to sample

actions, they can be expensive, time-consuming to collect and may encode irrelevant human biases. Limiting the action space makes learning from sampled actions tractable, but correspondingly limits the set of learnable affordances. Trying a subset of possible actions can only ever reveal a subset of possible affordances. Instead, we present the first work to tackle this problem without such restrictive simplifications. By efficiently generating trajectories with a simple sampling-based method and recovering affordances from contact data, we can achieve representation learning without human supervision and without constraining the space of possible manipulation actions.

Rather than relying on labels, we learn from goal-directed interaction experience. To collect experiences, prior self-supervised works design motion generation routines that take an interpretable set of arguments (e.g., a list of keypoints). An argument setting is sampled and fed to the motion generation routine which computes a plan. The plan is executed and, if the task is successfully completed, the argument setting becomes a positive training example. This successfully avoids sampling from a large action space, but comes at the cost of constraining the possible manipulation actions by “baking in” a strategy for completing the task. For instance, the motion generation routine might specify how to swing a hammer, given a proper choice of grasp, function and effect points [24]. The affordance model can then learn to fill in these slots, but can never discover affordances corresponding to other manipulation strategies.

Instead, we limit our designer intervention to writing a reward function that specifies the task (and not a specific strategy for completing it). We generate experiences according to this reward with a simple sampling-based motion planner in an unconstrained action space. Our trajectory sampler is free to use tools in unexpected ways, discovering new affordances that could not have been explored if we were tied to a predefined manipulation strategy. Furthermore, we ground our affordance representation not on argument settings but on the contacts between objects. This makes our method agnostic to the source of trajectories and avoids the inefficiency of a guess-and-check algorithm. Instead of testing a predicted affordance by precisely executing the associated action, we generate a successful action as close as possible to the predicted affordance and use that to update our model.

Our method for self-supervised discovery of **Generalizable Interaction-aware Functional Tool** affordances (**GIFT**) decomposes the affordance representation problem into i) task-agnostic perception of geometry; and ii) task-specific affordance detection. This decomposition allows us to train a single *shared* perception network, that represents tool geometry as a set of sparse keypoints, and multiple, smaller, task-specific networks that detect affordance instances. The task-agnostic keypoints provide a sufficient representation of a tool’s geometry for a variety of downstream manipulation tasks. To apply our method to a new task, we need only train a new task-specific network, without the need to design a new motion generation function or train the perception module from scratch.

We validate the efficacy of our approach with experiments across three manipulation tasks: hooking, reaching and hammer-

ing. These tasks are basic but learning a generalizable model that can complete them with unseen tools remains an open problem. Each task requires using tools in a different way and so experience with each task reveals a different affordance. Our results show that we match the performance of a human oracle on two out of three tasks and beat baselines on all three. We also show, qualitatively, that our method identifies human-like grasp and interaction keypoints on novel objects that vary by task, as expected.

II. RELATED WORK

A. Keypoint learning

Choosing an appropriate object representation can significantly impact a model’s performance in downstream tasks, such as registration, tracking, and robot manipulation. A popular choice of object representation in recent years has been 2D and 3D object *keypoints*. These representations boast several appealing features: they are sparse, efficient, and interpretable, and they often capture meaningful concepts, such as joints or object parts. They can also be reliably extracted from data of varying modalities, such as RGBD images or point clouds, using established CNN backbones [23]. Such modules can be incorporated into a larger pipeline and learn to extract keypoints that are optimal for the task at hand, often in a *self-supervised* manner, using task-specific training objectives.

KeypointNet [30] learns category-specific keypoints, using 3D pose estimation as the downstream task. The training objective penalizes inconsistent keypoint predictions in two different views of the same object, exploiting the (known) rigid transformation between the two views as a supervisory signal, thus requiring no ground truth keypoint annotations.

6-PACK [32] employs a similar idea for real-time tracking of novel object instances. The multi-view consistency loss is computed between keypoints generated in consecutive video frames, transformed using the ground truth inter-frame motion, allowing for unsupervised training of the keypoint network.

Transporter [14] is another architecture that discovers keypoints as geometric object representations in an unsupervised way. It does so by learning to transform a source video frame into a target frame by “transporting” image features at keypoint locations discovered by KeyNet [12].

For keypoint prediction, we use an architecture inspired by 6-PACK, but trained using a novel combination of losses to encourage keypoints that represent tool geometry and serve as possible grasp and interaction points.

B. Affordance learning

Another relevant line of work aims to learn to perceive the affordances of objects. Gibson [9, 10] defined the affordances of an object as the action possibilities the object offers to an agent in its environment. This definition suggests that affordances can be recovered by trying actions and observing the results. In practice, this approach runs into difficulties, since the space of possible actions is prohibitively large.

Given the difficulty of discovering affordance by interaction, many prior works take a supervised approach. [22, 6] train

on pixel-level affordance labels to learn to segment images by affordance. [28, 5, 17] all learn to predict task or context-appropriate semantic grasps from labelled examples. Unlike these methods, which all rely on human-provided labels or examples, our method does not require any human supervision.

Our work follows a line of research on behavior-grounded affordance representations, so-called because their affordance encodings correspond directly to realizable actions. This elegantly aligns with Gibson’s definition of affordance as “action possibility”, and has the added benefit that affordance representations can be tested against reality by executing the associated action. However, “behaviour-grounded” does not equate to “self-supervised”. For example, kPAM [19] learns to detect affordance keypoints that are used to generate motion to complete a hanging task (with motion generated according to constraints defined on the keypoints). kPAM succeeds in connecting representation to action, but the keypoints are still learned from human labels.

The work that comes closest to addressing our problem setup is KETO [24], which learns keypoint affordance representations for tools *without* relying on labels. KETO extracts features using a PointNet [23] backbone, computes keypoint proposals, and selects three tool keypoints: (grasp, function, effect). A manipulation action is computed from these and keypoints that result in task success are used as positive examples for training the keypoint generator. To get from keypoints to a manipulation action, a final tool pose is computed by solving a quadratic programming problem parameterized by the keypoints. The problem is designed to encode an objective of delivering force to a target location along a target direction, with different targets set for each task. Specifically, the objective is to align the function point with the target location and align the vector running from function to effect point with the target direction.

We argue that the design of this problem encodes a strategy that is itself most of a solution to the manipulation task. For instance, in the hammering task, the quadratic problem encodes the objective of delivering force to the peg in the direction of the box. It remains for the system to learn how to select appropriate keypoints as parameters to the problem, but the outline of a solution is given by this objective. The learned model is tasked only with filling in the blanks. Furthermore, keypoint selection is bootstrapped from a heuristic policy that specifies how these points should be chosen. Results after training do outperform the heuristic, but the framework requires specifying both a manipulation strategy parameterized by keypoints and a heuristic for choosing those keypoints. The affordance representation does not emerge only from the constraints of the task. It may be biased by these prespecified strategies and heuristics.

The **GIFT** framework addresses this limitation and allows unbiased affordances to be discovered from free interaction. We limit our designer intervention to task specification (that is, specifying reward functions over states, e.g. to maximize peg acceleration) rather than motion objective specification (that is, objective functions over actions, as in KETO). We are not limited to using only rigid transformations [19], a

small set of discrete actions [20], or pre-defined motion primitives [8, 7]. Instead, we sample trajectories, conditioned on the predicted keypoints, and score them with a reward function that encourages task completion to refine our original predictions. The trajectory sampling routine is free to use the tool in unexpected ways, so we discover affordances without bias from a predefined motion function or human labels. In fact, since our keypoints are grounded in the contacts between objects, GIFT is agnostic to the source of trajectories, as long as we can extract contact data.

Additionally, GIFT exploits the shared representational requirements across tasks by decomposing the affordance discovery problem into inferring: i) a task-*agnostic* geometry representation; and ii) a task-*specific* affordance representation. This allows us to share a single task-agnostic sparse keypoint network across tasks. Prior supervised works [22, 6] follow a similar decomposition, but we present the first self-supervised routine to separate geometry and affordance representations.

III. PROBLEM FORMULATION

We consider the problem of learning affordances without any human labelled data. We break the problem into two parts: (1) discovering visual affordances through goal-directed interaction with a set of tools; and (2) learning to predict instances of the discovered affordances from observations of *novel* tools, with which we have no previous experience.

Since we are not given labelled examples to learn from, we need a way to generate training data. For this purpose, we assume access to physics simulations that define a set of manipulation tasks, each with an observable objective, such as successfully hammering a peg into a block. We will use these simulators to gather experiences from which we can extract affordance instances.

Each task has a similar structure: a Sawyer robot arm must grasp a tool lying flat on a table, and use it to manipulate a target object to complete an objective. The tasks are divided into families according to their affordance; for example, all tasks in the “hammer” family consist of using a tool to hammer in a peg. What varies between tasks in a family is the choice of tool. The challenge is to learn an affordance representation that enables generalization to unseen tools, with novel geometry.

To discover affordances from experience, it is first necessary to build a bank of experiences. We represent experiences as trajectories, i.e., sequences of simulator states, with different experiences yielding different affordance instances.

Formally, we define an *affordance instance* as a tuple of two 3D keypoints, (x_{grasp}, x_{inter}) , for grasping the tool and interacting with the target object, respectively. Previous works like KETO [24] and kPAM [19] have shown that sparse representations are sufficient for manipulation tasks like the ones we consider. The two keypoints reflect the two necessary points of contact in a tool manipulation task: hand-to-tool and tool-to-target.

A trajectory is *compatible* with an affordance instance if during the trajectory the tool is grasped close enough to x_{grasp} and contact is made close enough to x_{inter} . An affordance

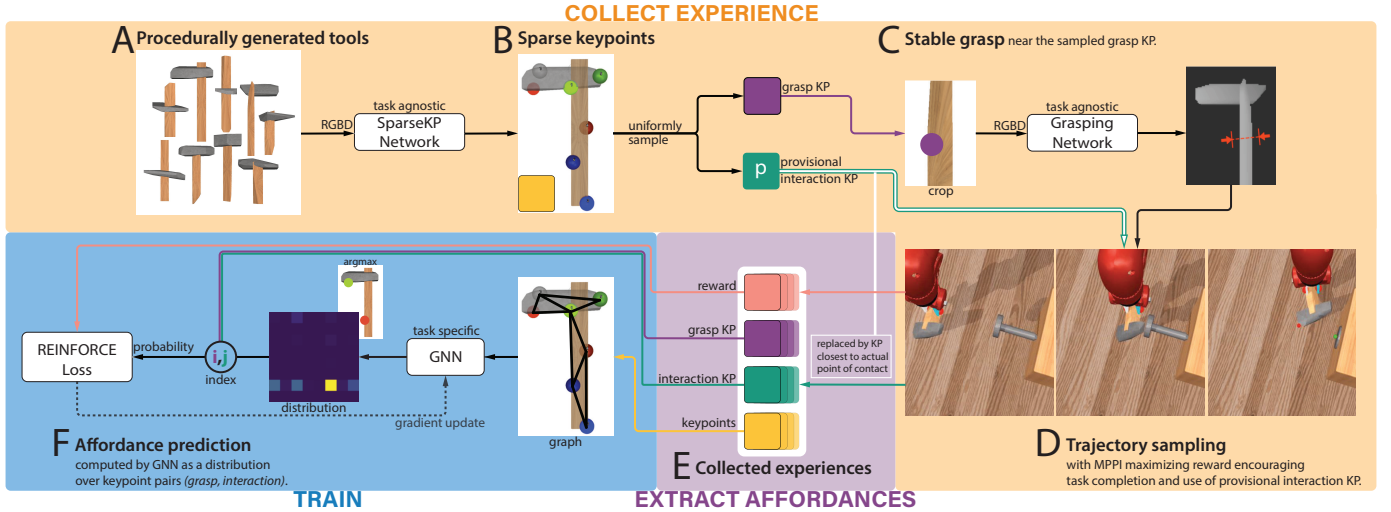


Fig. 2: **GIFT Overview.** Our framework learns affordance models for hooking, reaching and hammering by interacting with a set of tools. All three models share a task-independent keypoint detector, which takes an RGBD image of a tool and predicts a set of keypoints representing that tool’s geometry and providing possible choices of grasp and interaction regions. The task-conditional portion of each model, which is trained on the outcome of trajectories collected from motion planning, selects two keypoints which become our functional tool representation.

instance that admits a compatible *and* successful trajectory is called *realizable*.

After collecting experiences and extracting affordance instances from them, one can proceed to learn the regularities of both grasping and interaction, in terms of keypoints, that define the affordance across different tool instances, enabling realizable affordance prediction for novel objects.

IV. METHOD

Overview. Figure 2 provides an overview of our approach, which consists of three stages. First we collect experiences conditioned on sampled grasp and interaction keypoints. Our SparseKP Network detects a set of keypoints from an RGB-D observation of a tool. These represent task geometry and provide labelled candidate areas on which to grasp the tool or interact with the world. From these we sample a grasp and interaction point. We execute a stable grasp near the grasp point and sample the rest of the trajectory with MPPI using a reward that encodes task success and encourages use of the sampled interaction point.

Next we extract affordances from the sampled trajectories which become training examples for the affordance model. Finally, we use the extracted training examples to train an affordance model using a REINFORCE loss. The affordance model is a graph neural network (GNN) whose input is a graph defined over the keypoints K . The model computes a probability distribution over combinations of keypoint pairs, reflecting their suitability as grasp and interaction points, in the context of the entire graph. The weights of the model are optimized so that high probability is assigned to keypoint pairs that are compatible with a trajectory that allows task completion, thereby providing the desired affordance. In this way, the model implicitly learns how to map tool geometry to an affordance, and evaluate that affordance on new tool geometries.

A. Keypoint-based Sparse Object Representations

Keypoint detection pipeline. Given an RGB-D observation of a tool, we sample a point cloud from the depth channel. We are not given a tool segmentation, but we do mask out the most common value when sampling the point cloud from the depth image, since we assume this value corresponds to the table. We use a PointNet [23] backbone to encode local geometric features of the point cloud, and a ResNet [11] to compute appearance features from the RGB channels. We concatenate the geometric features of each sampled point and the appearance features of its corresponding pixel in the image, and pass the combined result to a final module that predicts M keypoints $K = \{x_1, \dots, x_M\}$.

Our keypoint network draws inspiration from 6-PACK [32]. Whereas [32] aimed to detect keypoints for pose estimation, our goal is to discover keypoints that capture tool geometry and provide possible grasp and interaction points. Specifically, we want keypoints that are spread across the tool and lie near geometric features, such as edges and corners. To this end we choose a different combination of losses, namely a quadric loss [1] and a coverage loss.

Coverage loss. The coverage loss encourages keypoints to be spread over the tool surface, avoiding solutions where keypoints are concentrated in a very small neighborhood. Initially we experimented with a simple separation loss, that encouraged the pairwise Euclidean distance between keypoints to be above some threshold. We found this loss competed with the quadric loss, making training difficult. The separation loss pushed keypoints apart, possibly off the tool, and the quadric loss pulled them towards the tool surface.

We introduce a coverage loss that does not compete with the quadric loss. Each keypoint $x \in K$ induces a distribution over mesh vertices $v \in V$, with probability inversely proportionate

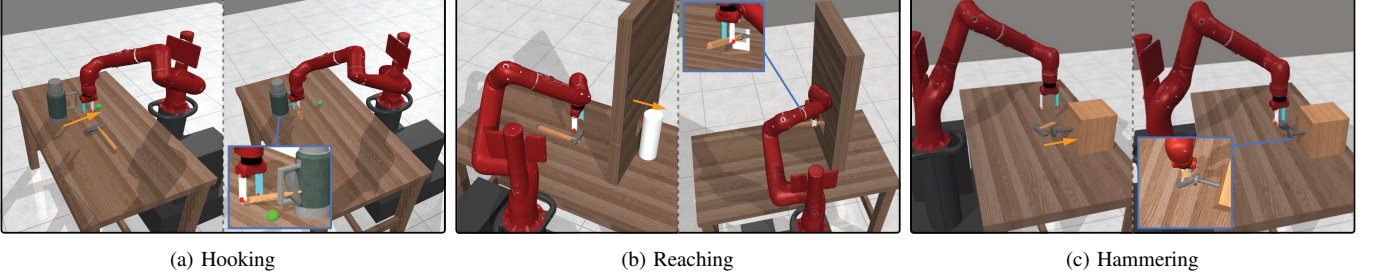


Fig. 3: **Interaction based manipulation tasks.** GIFT learns emergent interaction-aware tool affordances on three tasks: hooking, constrained-reaching, and hammering. The same set of procedurally generated tools is used across tasks.

to the Euclidean distance to the keypoint:

$$P_x(v) = \frac{\exp(-\|x - v\|_2)}{\sum_j \exp(-\|x - v_j\|_2)}. \quad (1)$$

We want the average of these distributions to be uniform, so that each vertex has a similar average distance to keypoints, giving good coverage of the object. We also want to take the tool’s geometry into account when computing the distance between distributions. Specifically, we want to minimize the Earth Mover’s Distance (EMD) [25] between the average of the induced distributions and the uniform distribution, with geodesic distance as our ground distance. Letting D_K be the average of these distributions, given by $P_K(v) = \frac{\sum_i P_{x_i}(v)}{\|K\|}$, and D_U be the uniform distribution, given by $P_U(v) = \frac{1}{\|V\|}$, we minimize the Sinkhorn distance [4], which is a differentiable approximation to the EMD:

$$\mathcal{L}_{coverage} = \text{Sinkhorn}(D_K, D_U | G), \quad (2)$$

where G is a precomputed matrix of pairwise geodesic distances. Our approach is inspired by [27] which uses a similar technique to extend the geodesic distance along a mesh to points off the mesh surface.

Quadric loss. The quadric loss encourages keypoints to be near edges and corners of the tool’s surface, since we expect keypoints near edges and corners to better capture the geometric features of the tool. It is based on the quadric error, which measures the distance between a point and a plane. Given a tool mesh with vertices V and faces F , and a keypoint x , we define its nearest vertex $v_x = \min_{v \in V} \|x - v\|_2$. Let $\{p_j\}$ be the planes of faces incident to v_x , with $p_j = [a, b, c, d]^T$. The squared distance to each plane can be calculated as a product between the keypoint and the plane’s quadric matrix $q_j = p_j p_j^T$, as $x^T q_j x$. The quadric loss for a keypoint $x \in K$ is the sum of this distance over all planes of incident faces $\sum_j x^T q_j x = x^T Q_x x$, with $Q_x = \sum_j q_j$. Then the full quadric loss is the sum of this quantity over keypoints:

$$\mathcal{L}_{quadric} = \sum_i x_i^T Q_{x_i} x_i. \quad (3)$$

B. Grasp planning

Given the predicted keypoints, K , we uniformly sample a grasp keypoint x_{grasp} , near which we will grasp. To plan a grasp, we use a pretrained Fully Convolutional Grasp Quality

CNN (FC-GQ-CNN). This is an extension of DexNet 4.0 [26] that does not require an initial analytic grasp sampling step. Instead of scoring a sampled grasp, FC-GQ-CNN densely evaluates possible grasps (positions and z-axis rotations) with a fully convolutional filter.¹ Since we want DexNet to sample grasps near the selected grasping keypoint, we take a crop of the RGBD tool observation, centered around x_{grasp} and pass the crop to DexNet. DexNet generates 50 candidate grasps from which we select the closest to the grasp keypoint that is likely to succeed (i.e., has a DexNet Q-value > 0.9).

We execute the grasp with a simple procedure that moves the end effector over the center of the grasp, rotates to the match grasp z-axis angle, lowers to the grasp depth, closes the gripper, and lifts. Before motion planning takes over, the routine moves the object such that the chosen striking point is in front of the target. Motion planning proceeds only if the tool is not dropped, since the task can only be completed if grasping was successful.

C. Motion planning

Trajectory sampling. Given the predicted keypoints, K , we uniformly sample a provisional interaction keypoint \hat{x}_{inter} . We use model-predictive control with a sampling-based motion planner to generate the rest of the manipulation motion. The objective of the planner is to maximize a task-specific reward function. The planner proceeds iteratively by planning over a horizon of H timesteps, executing the first step of the plan and then replanning.

Planning begins with a base trajectory of length H with all actions set to 0. The action space is the change in (x, y, z) position and z-axis rotation of the end effector. We then generate a set of M perturbed trajectories, by adding Gaussian noise to the base trajectory. The perturbed trajectories are executed in the simulator and scored using the reward function. We use a reward-weighted average of these trajectories as the plan and execute its first step before the whole process repeats. Specifically we use the MPPI [33] planner implemented in LyceumAI [29].

Reward formulation. The reward function of each task is composed of two terms: the first term encourages task completion; the second term encourages the minimization of the distance between the provisional interaction point and the

¹For simplicity, we refer to this model as DexNet.

target object. The full reward function for task T can be written as

$$R_T = C_T - \tanh(\|\hat{x}_{inter} - x_{target}\|_2), \quad (4)$$

where C_T is the task completion reward. The magnitude of the second term is typically low, allowing the planner to explore potentially better interaction points, i.e., ones that result in higher task-completion reward, near \hat{x}_{inter} . For each task family considered, we define a task-specific performance reward that is shared across all instances (i.e., tools) in that family. The rest of the framework remains unchanged between tasks.

Choosing the right reward function impacts performance. For instance, in our hammering experiments, we found that labellers consistently select a low grasp on the hammer, suggesting they want to maximize leverage. A reward function that only takes into account the peg position specifies a task that can be solved by pushing. Unlike swinging, pushing does not exploit leverage, so does not constrain the choice of grasp. As long as pushing solves the task, we can not recover the leverage-maximizing grasp regularity from experience.

To prevent pushing-based strategies, we use a reward based on the instantaneous acceleration of the peg into the block at the moment the tool first makes contact with the peg:

$$C_{hammer} = \begin{cases} (\overrightarrow{a_{peg}^{goal}})^2 & \text{if first contact} \\ 0 & \text{otherwise} \end{cases} \quad (5)$$

Swinging the hammer accumulates kinetic energy in the head of the tool, which is quickly released when contact is made with the peg, maximizing instantaneous acceleration.

Our reward specification is a much weaker signal than labelling affordances and/or keypoints and it is generic across the task family. In tandem with the motion planner, our rewards provide a rich loss function for our perception network, which is trained without expert knowledge or feature engineering. For instance, we do not specify that the strike point for hammering should be on the hard heavy head of the hammer, but we do specify that maximizing peg acceleration is desirable for hammering, however it can be achieved. We find such “designer intervention” both appropriate and practical, since even the most advanced RL methods struggle solving these tasks when using a purely binary sparse reward, especially with a large variety of object instances.

Once we have computed the trajectory, we discard the provisional interaction point \hat{x}_{inter} , and replace it with the keypoint closest to the first point of contact between the tool and the target in the sampled trajectory. The result of this procedure is a tuple $(K, x_{grasp}, x_{inter}, R)$, which is added to our training set.

D. Training the affordance model

We use a graph neural network (GNN), $G(\theta) = G_\theta$, to predict affordance instances. G_θ consists of three generalized graph convolution layers [16], each followed by a SAGPool layer [15]. We use graph convolutions to propagate information through the graph and pooling layers to incrementally aggregate



Fig. 4: **Procedural Tool Shapes.** A sampling of tools procedurally generated into T, X or L configurations. We use 10K such shapes to pre-train SparseKP tool representations and another 300 objects to train the task-specific affordance models.

information into a global encoding. Starting from our task-agnostic keypoints $K = \{x_0, \dots, x_M\}$, we build a graph (K, E) , with edges connecting each node to its three nearest neighbours in Euclidean space. The penultimate layer of the GNN computes local feature encodings at each node, and a single global encoding for the entire graph. We also build pairwise features by appending two local node encodings to the global encoding, and passing the result through a linear layer which scores that particular choice of nodes as grasp and interaction keypoints.

At training time, we pass (K, E) as input to our affordance model, G_θ , which computes a probability distribution over pairs of keypoint indices $D = G_\theta(K, E)$. D_{ij} is the probability of selecting x_i as grasp keypoint and x_j as interaction keypoint. We aim to find model weights that maximize the expected reward of trajectories matching grasp and interaction keypoints sampled under this output distribution D . Our optimization objective is the REINFORCE loss [34],

$$\mathcal{L}_R = \sum_{(x_g, x_{inter}, K, R)} -P(x_g, x_{inter} | D = G_\theta(K))R. \quad (6)$$

Implementation details of the method are described in the appendices.

V. EXPERIMENTS

We perform quantitative evaluation of GIFT to answer the following questions:

- 1) Can GIFT learn task conditional affordances from functional interactions for different tasks?
- 2) How do learned GIFT representations compare with affordances labelled by a human oracle (qualitatively and in task performance)?
- 3) How sensitive are the predictions to material properties?

A. Experimental Setup

We consider three families of manipulation tasks: hooking, reaching, and hammering, as shown in Figure 3. These are basic tasks and it is not difficult to train a model to succeed on a single task instance (completing a set task with a set tool). The challenge is to learn an affordance model that can

	Grasping Method	Interaction Method	Overall Performance			Performance (conditioned on Grasp Success)			
			Task Success (%)	Absolute Reward	Normalized Reward	Grasp Success (%)	Task Success (%)	Absolute Reward	Normalized Reward
Hooking									
Supervised oracle	Human	Human	57.9%	969.30	1.000	74.8%	77.3%	1,295.42	1.000
Simple baseline	Antipodal	Random (sparseKP)	31.8%	534.40	0.551	54.4%	58.3%	982.40	0.758
Grasp Optimized baseline	Stability (DexNet)	Random (sparseKP)	40.1%	730.20	0.753	69.9%	58.6%	1,045.20	0.807
Leverage Heuristic baseline	Stability (DexNet)	Farthest (sparseKP)	50.6%	887.90	0.916	70.1%	71.7%	1,256.90	0.970
GIFT (Ours)	GIFT	GIFT	57.9%	964.50	0.995	75.2%	77.0%	1,282.90	0.990
Reaching									
Supervised oracle	Human	Human	60.0%	522.31	1.000	67.6%	89.1%	754.00	1.000
Simple baseline	Antipodal	Random (sparseKP)	45.6%	312.56	0.598	56.6%	80.6%	632.20	0.838
Grasp Optimized baseline	Stability (DexNet)	Random (sparseKP)	53.1%	433.23	0.829	64.1%	82.9%	701.86	0.931
Leverage Heuristic baseline	Stability (DexNet)	Farthest (sparseKP)	54.9%	498.12	0.954	64.9%	84.4%	732.30	0.971
GIFT (Ours)	GIFT	GIFT	60.0%	512.20	0.981	68.3%	87.6%	734.21	0.974
Hammering									
Supervised oracle	Human	Human	75.3%	15.67E+6	1.000	79.8%	94.4%	19.69E+6	1.000
Simple baseline	Antipodal	Random (sparseKP)	50.6%	6.80E+6	0.434	59.6%	84.9%	11.56E+6	0.587
Grasp Optimized baseline	Stability (DexNet)	Random (sparseKP)	58.9%	7.51E+6	0.479	68.1%	86.5%	11.10E+6	0.564
Leverage Heuristic baseline	Stability (DexNet)	Farthest (sparseKP)	66.1%	10.92E+6	0.697	70.9%	93.2%	15.51E+6	0.788
GIFT (Ours)	GIFT	GIFT	64.6%	11.40E+6	0.728	68.9%	93.7%	16.65E+6	0.846

TABLE I: We compare the performance metrics: Task Success (%), Absolute Reward and Normalized Reward in three simulated tasks. Since GIFT is focused on task-completion, not grasp stability, we report performance both overall and conditional on grasp success. The latter is indicative of learning performance since GIFT builds on a pre-trained grasping model. GIFT matches human oracle performance on both hooking and reaching and beats baseline performance on all three tasks. In all tasks, in cases of successful grasping, learning-based GIFT outperforms all baselines including task-specific hand-crafted heuristics and achieves success rates close to a human oracle.

successfully generalize *across an entire task family* (performing a familiar task with new tools). All three tasks follow a similar structure: first the tool must be grasped, lifted, and aligned with the target; then the tool must contact the target object, and manipulate it towards a goal condition. In all tasks, correct use of the tool enables a mechanical advantage. For instance, in the hammering task, the goal is to drive a peg into a box. The task reward encourages maximizing peg acceleration into the block, which requires generating leverage by grasping the tool low on the handle, swinging to accumulate kinetic energy and striking with the head to rapidly transfer that energy into the peg. In the hooking task, the goal is to move a mug towards a target position by hooking its handle. To avoid pushing-based solutions, which do not much constrain the choice of grasp and interaction points, we add a penalty for touching the mug anywhere besides the handle. In the reaching task, the goal is to push an object on the other side of a wall by reaching through a small hole in the wall, which can only be achieved by choosing a thin, long part of the tool to make contact. We design these interactive tasks in the MuJoCo physics simulator [31] with a Julia interface using Lyceum [29]. We use $M = 8$ task-agnostic keypoints.

Procedural generation of tools. GIFT is trained in simulation with a large set of 3D models. However, existing 3D model datasets do not contain enough objects suitable for tool manipulation while exhibiting rich variations in terms of their geometric and physical properties. We follow the procedural tool generation routine from [8]. To generate varied, complex shapes, we take the convex decomposition of meshes from [3] and merge randomized pairs of convex shapes into a T, X or L configuration (see Figure 4). We use a dataset of 10,000 objects to train the keypoint generator model. In the task-conditional stage, 300 objects are used for experience collection. Finally

at test-time, a non-overlapping set of 100 unseen objects are used for evaluation.

Baselines. We compare our GIFT affordance model against four baselines:

- 1) *Simple*. A naive baseline is to choose a grasp by sampling antipodal points on the object and uniformly sampling a keypoint as the interaction point. An antipodal pair of points have (approximately) opposing normals, hence this yields a reasonable grasping heuristic. The interaction point is chosen randomly from the sparse keypoint set output by our SparseKP network, which are plausible candidates as they lie near the object surface.
- 2) *Grasp Optimized* uses a pre-trained grasping model (DexNet [18]) to select the globally optimal stable grasp. It chooses the interaction point uniformly, as in the Simple baseline.
- 3) *Leverage Heuristic*. We improve on the Grasp Optimized baseline by choosing the interaction point to be the farthest keypoint from the grasp point. This is often nearly optimal, especially if the grasp is chosen correctly.
- 4) *Human Oracle*. We also have a manually labelled dataset with labels for task-conditioned grasp and interaction points. This data is gathered by two labelers with 100 objects for each of the three tasks, establishing an oracle-like performance baseline, useful to evaluate GIFT representations qualitatively.

Unfortunately, it is not possible to directly compare to prior work quantitatively. For instance, the code for KETO [24] is not publicly available and kPAM [19] uses a substantially different experimental setup, since it requires human labels. Instead we use *strong* baselines that are as effective or even outperform the above methods. For example, we argue that kPAM will rarely exceed the performance of a human labeller, such as our human oracle; and the best performing baselines (e.g.,

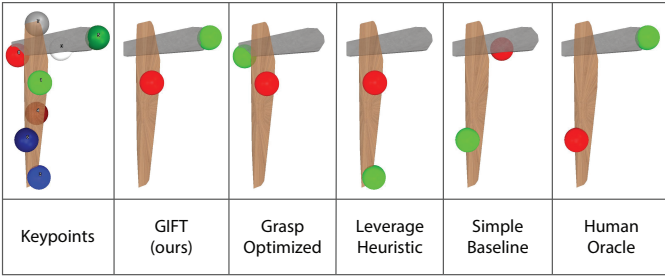


Fig. 5: **Baseline Comparison.** Comparison with baselines and a human oracle on the hammering task. Whereas the baselines can not consistently identify plausible pairs of grasp and interaction keypoints, our method can identify stable grasp points and viable interaction keypoints that better align with human choices.

Leverage Heuristic for hammering) will perform similarly or even better than KETO, since they hardcode expert knowledge. Picking a stable grasp and a far away strike point is exactly what we expect our method to learn for hammering, so this baseline provides a meaningful target level of performance.

Evaluation at test-time. When generating grasps and trajectories for training, the choice of grasp and interaction keypoints acts as a suggestion – a prior that suggests “grasping near here” and “making contact near here”, rather than a hard constraint. In contrast, at test time, we are less flexible. We want to check whether grasping at the selected grasp point and making contact with the selected interaction keypoint will succeed. To enforce this, we tweak the reward computation. If any keypoint is closer to the first point of contact between the tool and target object than x_{inter} , then the task-specific reward term, C_T in equation (4), is set to 0. This ensures that the trajectory is testing the predicted grasp and interaction points specifically, rather than treating them as provisional, as during training.

Metrics. We evaluate all methods on the following metrics with 4000 episodes each:

- 1) *Task Success.* Rate of completion of the overall task.
- 2) *Mean Reward and Normalized reward.* Reward represents the mean reward over all episodes in the evaluation. A more informative metric is the normalized mean reward with respect to the *Human Oracle*.
- 3) *Grasp-Conditioned (GC) Success.* Many episodes may fail due to an incorrect choice of grasp, which is often due to inaccuracies of the physics simulator. Hence, we evaluate task success in the subset of cases where the predicted grasp succeeds. This evaluates the affordance model learned through interaction more closely, since failures are not attributed to interaction rather than grasping.
- 4) *GC-Reward and Normalized Reward.* Mean and normalized reward conditioned on successful grasping.

B. Results

E1. Learning affordances from functional interactions. We present the results of self-supervised learning of affordance representations in Table I. These results illustrate that GIFT can learn useful affordance mappings that succeed in task

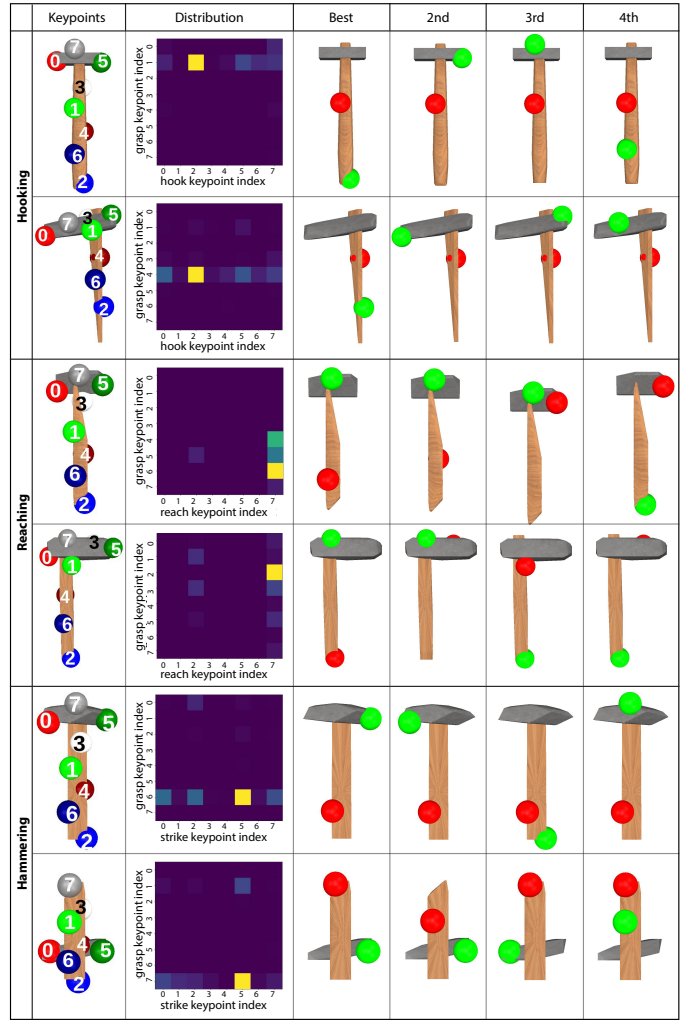


Fig. 6: **Results Visualization.** We visualize predicted grasp and interaction keypoints for all three tasks on generated tools. The first column shows predicted task-agnostic keypoints. Our affordance model predicts a distribution over pairs of grasp and interaction keypoints selected from these, which is shown in the second column. Further columns show the four most likely task-specific keypoint pairs. In the top-4 visualizations, the grasping keypoint is shown in red and the interaction keypoint is shown in green.

completion and generalize to new objects across all three tasks: Hooking, Reaching and Hammering.

Figure 6 shows affordance instances detected by our method. For each of our three manipulation tasks, our affordance model selects some reasonable pairs of grasp and interaction points among their top 4 choices and often identifies multiple reasonable ways of using a tool (e.g., either side of the head of the hammer in the second-from-bottom row of Figure 6 is good for striking). The model is not perfect and sometimes selects implausible pairs (as in the 4th best selection of the last row of Figure 6), but usually at least some reasonable choices are present in the top 4.

E2. Comparison of GIFT with human affordance. GIFT representations perform better than carefully optimized baselines and often reach task performance similar to that of a Human Oracle, particularly when considering performance

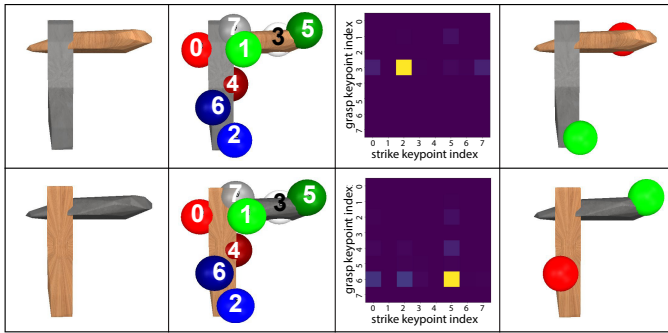


Fig. 7: **Comparison with inverted materials.** We test the sensitivity of our framework to material properties, by flipping head and handle materials and retraining our affordance model. For inverse-material hammers, the results show the selection of functional keypoints correctly flips along with the materials.

conditioned on grasp success.

Figure 5 shows a qualitative comparison of affordance maps across all baselines and GIFT for the Hammering task. The Grasp Optimized baseline is able to select stable grasp keypoints, but cannot distinguish between good and bad interaction keypoints. GIFT is able to select stable grasps and plausible interaction points that are topologically similar to those of the human oracle.

E3. Sensitivity of GIFT to material properties. Intuitively, we expect that affordance maps, particularly for tools, depend on material properties and distributions. For instance, for hammering, a hard dense metal head provides a better strike surface and more moment than a softer, lighter wooden handle. To evaluate if GIFT will discover such semantics, we retrain with the same tool set, but with materials switched between the head and handle. We find that the choice of grasp and interaction keypoints also flips to be consistent with the new materials (see Figure 7).

Since material properties are not explicitly encoded, it is possible that the GNN is overfitting to the SparseKP network output, by learning to associate material properties with regularities in keypoint positions. A simple extension of our method with additional property encodings for each keypoint would solve this.

VI. CONCLUSIONS

We have presented a method for the self-supervised discovery of functional tool affordances that generalize to novel tools. The ability to use vision to transfer affordances discovered from experience to observations of new objects is the core of our contribution. We achieve this without relying on human labels or a simplified action space. Instead we collect experience with a simple sampling-based method that conditions on our keypoint representation through its reward function. In this way, we can take advantage of a constrained prediction space (of points on the surface of the object) while still generating motion in the full action space (so that our model is free to discover new ways of using tools). Our approach quantitatively matches the performance of a human oracle on two of three tasks and beats heuristic baselines on all three. Future work could extend

this keypoint representation with additional property encodings (e.g. for materials) or integrate object reconstruction such that plans made with our learned representation in a simulator can be executed on real robots.

ACKNOWLEDGMENT

DT was supported in part the NSERC CREATE in Healthcare Robotics (HeRo) Grant. AG was supported, in part, by the CIFAR AI Chair Grant. The authors would also like to acknowledge the feedback from members of the PAIR research group at UofT.

REFERENCES

- [1] Nitin Agarwal, Sung-Eui Yoon, and M Gopi. [Learning Embedding of 3D models with Quadric Loss](#). In *30th British Machine Vision Conference (BMVC 2019)*. British Machine Vision Association (BMVA), 2019.
- [2] Adam Allevato, Mitch Pryor, Elaine Schaertl Short, and Andrea L Thomaz. [Learning Labeled Robot Affordance Models Using Simulations and Crowdsourcing](#). In *Robotics: Science and Systems (RSS)*, 2020.
- [3] Jeannette Bohg, Antonio Morales, Tamim Asfour, and Danica Kragic. [Data-driven grasp synthesis—a survey](#). *IEEE Transactions on Robotics*, 30(2):289–309, 2013.
- [4] Marco Cuturi. [Sinkhorn distances: Lightspeed computation of optimal transport](#). In *Advances in neural information processing systems*, pages 2292–2300, 2013.
- [5] Hao Dang and Peter K Allen. [Semantic grasping: Planning robotic grasps functionally suitable for an object manipulation task](#). In *2012 IEEE/RSJ International Conference on Intelligent Robots and Systems*, pages 1311–1317. IEEE, 2012.
- [6] Thanh-Toan Do, Anh Nguyen, and Ian Reid. [Affordancenet: An end-to-end deep learning approach for object affordance detection](#). In *2018 IEEE international conference on robotics and automation (ICRA)*, pages 5882–5889. IEEE, 2018.
- [7] Kuan Fang, Yuke Zhu, Animesh Garg, Andrey Kuryenkov, Viraj Mehta, Li Fei-Fei, and Silvio Savarese. [Learning Task-Oriented Grasping for Tool Manipulation from Simulated Self-Supervision](#). In *Robotics: Science and Systems (RSS)*, 2018.
- [8] Kuan Fang, Yuke Zhu, Animesh Garg, Andrey Kurenkov, Viraj Mehta, Li Fei-Fei, and Silvio Savarese. [Learning task-oriented grasping for tool manipulation from simulated self-supervision](#). *The International Journal of Robotics Research*, 2020.
- [9] James J Gibson. [The theory of affordances](#). *Hilldale, USA*, 1 (2), 1977.
- [10] JJ Gibson. [The Ecological Approach to Visual Perception](#). *Houghton Mifflin Comp*, 1979.
- [11] Kaiming He, Xiangyu Zhang, Shaoqing Ren, and Jian Sun. [Deep residual learning for image recognition](#). In *Proceedings of the IEEE conference on computer vision and pattern recognition*, pages 770–778, 2016.
- [12] Tomas Jakab, Ankush Gupta, Hakan Bilen, and Andrea Vedaldi. [Unsupervised learning of object landmarks through conditional image generation](#). In *Advances in neural information processing systems*, 2018.
- [13] Diederik P. Kingma and Jimmy Ba. [Adam: A Method for Stochastic Optimization](#). In *ICLR (Poster)*, 2015.
- [14] Tejas D Kulkarni, Ankush Gupta, Catalin Ionescu, Sebastian Borgeaud, Malcolm Reynolds, Andrew Zisserman, and Volodymyr Mnih. [Unsupervised learning of object keypoints for perception and control](#). In *Advances in neural information processing systems*, 2019.
- [15] Junhyun Lee, Inyeop Lee, and Jaewoo Kang. [Self-Attention Graph Pooling](#). In *Proceedings of the 36th International Conference on Machine Learning*, 2019.

- [16] Guohao Li, Matthias Müller, Ali Thabet, and Bernard Ghanem. [DeepGCNs: Can GCNs Go as Deep as CNNs?](#) In *The IEEE International Conference on Computer Vision (ICCV)*, 2019.
- [17] Weiyu Liu, Angel Daruna, and Sonia Chernova. [Cage: Context-aware grasping engine](#). In *2020 IEEE International Conference on Robotics and Automation (ICRA)*, pages 2550–2556. IEEE, 2020.
- [18] Jeffrey Mahler, Jacky Liang, Sherdil Niyaz, Michael Laskey, Richard Doan, Xinyu Liu, Juan Aparicio Ojea, and Ken Goldberg. [Dex-Net 2.0: Deep Learning to Plan Robust Grasps with Synthetic Point Clouds and Analytic Grasp Metrics](#). In *Robotics: Science and Systems (RSS)*, 2017.
- [19] Lucas Manuelli, Wei Gao, Peter Florence, and Russ Tedrake. [kPAM: KeyPoint Affordances for Category-Level Robotic Manipulation](#). In *International Symposium on Robotics Research (ISRR)*, 2019.
- [20] T. Mar, V. Tikhonoff, G. Metta, and L. Natale. [Self-supervised learning of tool affordances from 3D tool representation through parallel SOM mapping](#). In *2017 IEEE International Conference on Robotics and Automation (ICRA)*, pages 894–901, 2017. doi: 10.1109/ICRA.2017.7989110.
- [21] Kaichun Mo, Leonidas Guibas, Mustafa Mukadam, Abhinav Gupta, and Shubham Tulsiani. [Where2Act: From Pixels to Actions for Articulated 3D Objects](#). 2021.
- [22] Austin Myers, Ching L Teo, Cornelia Fermüller, and Yiannis Aloimonos. [Affordance detection of tool parts from geometric features](#). In *2015 IEEE International Conference on Robotics and Automation (ICRA)*, pages 1374–1381. IEEE, 2015.
- [23] Charles R Qi, Hao Su, Kaichun Mo, and Leonidas J Guibas. [Pointnet: Deep learning on point sets for 3d classification and segmentation](#). In *Proceedings of the IEEE conference on computer vision and pattern recognition*, pages 652–660, 2017.
- [24] Z. Qin, K. Fang, Y. Zhu, L. Fei-Fei, and S. Savarese. [KETO: Learning Keypoint Representations for Tool Manipulation](#). In *2020 IEEE International Conference on Robotics and Automation (ICRA)*, pages 7278–7285, 2020. doi: 10.1109/ICRA40945.2020.9196971.
- [25] Yossi Rubner, Carlo Tomasi, and Leonidas J Guibas. [The earth mover’s distance as a metric for image retrieval](#). *International journal of computer vision*, 40(2):99–121, 2000.
- [26] Vishal Satish, Jeffrey Mahler, and Ken Goldberg. [On-Policy Dataset Synthesis for Learning Robot Grasping Policies Using Fully Convolutional Deep Networks](#). *IEEE Robotics and Automation Letters*, 2019.
- [27] Justin Solomon, Raif Rustamov, Leonidas Guibas, and Adrian Butscher. [Earth mover’s distances on discrete surfaces](#). *ACM Transactions on Graphics (TOG)*, 33(4):1–12, 2014.
- [28] Dan Song, Kai Huebner, Ville Kyrki, and Danica Kragic. [Learning task constraints for robot grasping using graphical models](#). In *2010 IEEE/RSJ International Conference on Intelligent Robots and Systems*, pages 1579–1585. IEEE, 2010.
- [29] Colin Summers, Kendall Lowrey, Aravind Rajeswaran, Sidhartha Srinivasa, and Emanuel Todorov. [Lyceum: An efficient and scalable ecosystem for robot learning](#). In Alexandre M. Bayen, Ali Jadbabaie, George Pappas, Pablo A. Parrilo, Benjamin Recht, Claire Tomlin, and Melanie Zeilinger, editors, *Proceedings of the 2nd Conference on Learning for Dynamics and Control*, volume 120 of *Proceedings of Machine Learning Research*, pages 793–803, The Cloud, 10–11 Jun 2020. PMLR. URL <http://proceedings.mlr.press/v120/summers20a.html>.
- [30] Supasorn Suwajanakorn, Noah Snaveley, Jonathan J Tompson, and Mohammad Norouzi. [Discovery of latent 3d keypoints via end-to-end geometric reasoning](#). In *Advances in neural information processing systems*, 2018.
- [31] Emanuel Todorov, Tom Erez, and Yuval Tassa. [Mujoco: A physics engine for model-based control](#). In *2012 IEEE/RSJ International Conference on Intelligent Robots and Systems*, pages 5026–5033. IEEE, 2012.
- [32] Chen Wang, Roberto Martín-Martín, Danfei Xu, Jun Lv, Cewu Lu, Li Fei-Fei, Silvio Savarese, and Yuke Zhu. [6-PACK: Category-level 6d pose tracker with anchor-based keypoints](#). In *2020 IEEE International Conference on Robotics and Automation (ICRA)*, pages 10059–10066. IEEE, 2020.
- [33] Grady Williams, Nolan Wagener, Brian Goldfain, Paul Drews, James M Rehg, Byron Boots, and Evangelos A Theodorou. [Information theoretic MPC for model-based reinforcement learning](#). In *2017 IEEE International Conference on Robotics and Automation (ICRA)*, pages 1714–1721. IEEE, 2017.
- [34] Ronald J Williams. [Simple statistical gradient-following algorithms for connectionist reinforcement learning](#). *Machine learning*, 8(3-4):229–256, 1992.

APPENDIX A: TRAINING DETAILS

Tool Datasets. We generate a total of 10K tools following the procedure from Section V-A. We use all 10K tools when generating training data for the SparseKP Network. For the affordance models, we select a training set of 300 tools and a non-overlapping evaluation set of 100 tools. The training and evaluation sets are the same across all three manipulation tasks. We use tools from the training set when sampling trajectories, and extract affordance instances from said trajectories to train the affordance models. We use the evaluation set when sampling trajectories to evaluate model performance. All reward and success numbers in Table I are based on trajectories sampled using the evaluation tools. In Tables II, III and IV, we present results of an evaluation on three additional non-overlapping sets of T-shaped, L-shaped and X-shaped tools. Each of the shape-specific sets contains 100 tools.

SparseKP Network. We train the SparseKP Network to output keypoints that represent an object’s geometry and provide options of regions of potential grasp and interaction during the tool-use. It is worth noting that this sparse keypoint-based representation is task agnostic. Hence, we train the SparseKP network once and freeze its weights for the rest of the procedure before sampling any trajectories or training the GNN affordance models. We train SparseKP on a set of 1 million 200×200 RGBD tool images. To generate these images, we use all of the 10K generated tools. For each tool, we generate 100 poses with uniformly varying z -axis angles between 0 and 2π . For each pose, we place the tool in the specified pose on a table in a MuJoCo simulator environment, similar to the task environments, and capture RGBD images from a camera positioned above the table with a top-down perspective. To train the network, we use the ADAM optimizer [13] with a learning rate of $5 \cdot 10^{-5}$ and train for 15 epochs. Our network architecture is inspired by 6-PACK [32], but we make a different choice of loss functions which are given in Section IV-A.

Task initialization consists of setting starting conditions before our trajectory sampling procedure begins. First, we uniformly sample a tool – from the training set during training or the evaluation set during testing. Next, we uniformly sample a z -axis angle from between 0 and 2π . We place the selected tool at the sampled z -axis angle positioned 0.1 units above the table. We then step the simulator forward, allowing the tool to fall, so that it is resting on the table when the task begins.

Trajectory sampling. We train a separate affordance model for each task. To train each model, we sample 10K trajectories. To sample a trajectory, we start by initializing the environment, as explained above. Next, we take an observation to infer keypoints from. We capture a 200×200 RGBD image from a camera positioned above the table with a top-down view. This is passed to our SparseKP network which outputs a set K of 8 task-agnostic keypoints. To choose a grasping area, we uniformly sample a grasp keypoint x_{grasp} from K .

For grasping, we take a second RGBD observation from the same camera, this time with a resolution of 500×500 . Since we only want to consider grasps near x_{grasp} , we take a 200×200 crop of

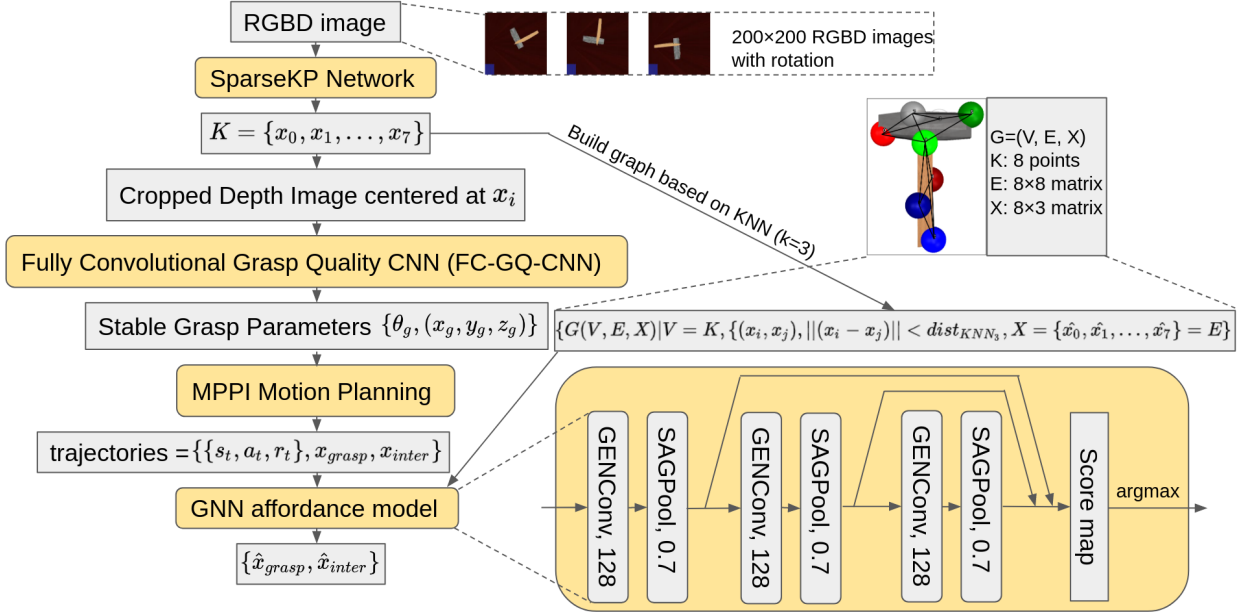


Fig. 8: **Network Architecture.** A more detailed view of our pipeline. The pipeline predicts a grasp keypoint and interaction keypoint from an RGBD image of a tool. The GNN affordance model uses residual network layers, graph convolution layers and self-attention graph pooling layers.

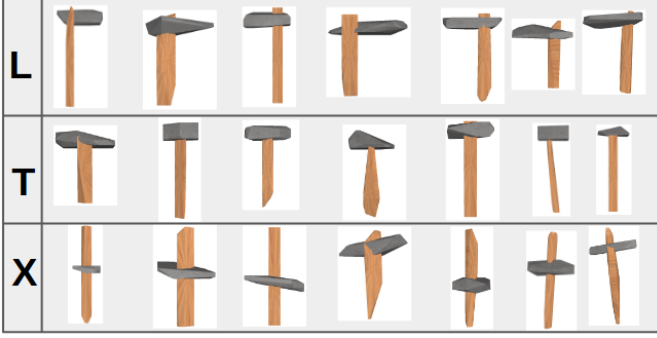


Fig. 9: **Procedural Tool Shapes.** We generate tools as a concatenation of two convex shapes in L, T and X configurations.

the grasping observation centered around x_{grasp} . We normalize this depth image to match the range of the dataset that our DexNet model was trained on. We pass this crop to DexNet which produces 50 grasps proposals, each with grasp parameters (position and z -axis angle) and grasp quality metric (Q-value). We select the grasp with position closest to x_{grasp} with Q-value greater than 0.9. If no grasp has a Q-value greater than 0.9, we take the first grasp. To execute the grasp, we set the manipulation action based on the position and angle of the grasp. During training, we only proceed to sample the rest of the trajectory if the grasp is stable. To check stability, we rotate the gripper 90 degrees in both clockwise and counter-clockwise direction. We proceed to motion planning only if the hammer is still in grasp after this adversarial rotation test.

Affordance Model Training. For each of our three tasks, we sample 10K trajectories using uniformly sampled grasping and interaction keypoints. After extracting the tuples $(K, x_{grasp}, x_{inter}, R)$ that constitute the dataset, we train the model using REINFORCE as described in Section IV-D. We use the ADAM optimizer [13] with a learning rate of $3 \cdot 10^{-4}$ and train for 700 epochs.

Evaluation. For the evaluation reported in the Table I, we use a set of 100 tools that were not used in any training trajectories. Using the same pipeline, we generate 4K trajectories using these evaluation tools.

During *data generation*, we choose grasp and interaction keypoints by uniform sampling. During *evaluation*, on the other hand, we select grasp and interaction keypoints greedily based on the output of the affordance model (see Figure 8). We present results from these 4K trajectories in Table I.

In Tables II, III and IV, we present additional results from trajectories using T, L, and X-shaped tools. The results were from a mix of these shapes.

APPENDIX B: TASK DEFINITIONS

Hooking Task. The setup of the hooking task is shown in Figure 3a. The goal is to pull the thermos to the goal position (the green point in the figure) by using a tool to hook the handle. The thermos can only move in the xy plane. It cannot be picked up. Performance on this task is measured by how close the thermos is to the goal position. The thermos starts out in front of the goal position, which means that ideally, the thermos will move only along the y -axis. The complete reward R_{hook} is the sum of two terms. The first term C_{hook} encourages hooking the thermos. The second term encourages bringing the provisional interaction keypoint x_{inter} towards the target position x_{target} which is the center of the thermos handle. The formulation of the reward function is as follows:

$$R_{hook} = w_{hook} C_{hook} - \tanh(\|\hat{x}_{inter} - x_{target}\|_2) \quad (7)$$

$$C_{hook} = \begin{cases} 1 - \tanh(\|x_{thermos} - x_{goal}\|_2) & \text{if touching and no penalty,} \\ 0 & \text{otherwise} \end{cases} \quad (8)$$

where $x_{thermos}$ refers to the position of the thermos on the xy plane, x_{goal} refers to the goal position on the xy plane and x_{target} is defined as a point on the center of the handle. We set $w_{hook} = 10,000$. The touching condition is true if the tool is touching the handle. The penalty condition is true in 4 situations: 1) the gripper drops the tool; 2) the gripper touches the thermos; 3) the tool contacts the thermos body instead of the handle; and 4) the thermos moves too far on the x -axis since it is supposed to move along the y -axis only.

Reaching Task. The setup of the reaching task is shown in Figure 3b. A wall stands between the robot arm and a cylinder, which can only be reached through a small hole in the wall. The goal is to use a tool to reach through this hole and push the cylinder. Task performance is measured by how far the cylinder is pushed.

The complete reward R_{reach} is the sum of two terms. The first term C_{reach} encourages moving the cylinder. The second term encourages bringing the provisional interaction keypoint x_{inter} towards the target position x_{target} . The formulation of the reward function is as follows:

$$R_{reach} = w_{reach}C_{reach} - \tanh(\|\hat{x}_{inter} - x_{target}\|_2), \quad (9)$$

$$C_{reach} = \begin{cases} \tanh(\|x_{cylinder} - x_{init}\|_2) & \text{if reaching and no} \\ & \text{penalty,} \\ 0 & \text{otherwise} \end{cases} \quad (10)$$

where $x_{cylinder}$ refers to the current position of the cylinder on the xy plane, x_{init} refers to the initial position of the cylinder and x_{target} is defined as a point at the entrance of the hole. The reaching condition is true if the tool is near x_{target} . The penalty condition is true if the gripper drops the tool or the gripper touches the wall. We set

$$w_{reach} = 10,000.$$

Hammering Task. The setup of the hammering task is shown in Figure 3c. The goal is to hit the peg with the tool in order to drive the peg into the box. To encourage swinging instead of pushing, reward for this task is based on the instantaneous acceleration of the peg in the direction of the box when the peg is first touched by the tool. To avoid solutions where the tool is not used at all, reward is set to 0 if the gripper touches the peg. The full reward is given by

$$R_{hammer} = w_{hammer}C_{hammer} - \tanh(\|\hat{x}_{inter} - x_{target}\|_2), \quad (11)$$

$$C_{hammer} = \begin{cases} (\overrightarrow{a_{peg}^{goal}})^2 & \text{if first contact and no} \\ & \text{penalty,} \\ 0 & \text{otherwise} \end{cases} \quad (12)$$

where $\overrightarrow{a_{peg}^{goal}}$ is the component of the acceleration of the peg that is in the direction of the goal. The first contact condition is true if the tool is touching the peg for the first time. The penalty condition is true if the tool is dropped or the gripper is in contact with the peg. We set $w_{hammer} = 1$, since peg acceleration is large.

	Grasping Method	Interaction Method	Overall Performance			Performance (conditioned on Grasp Success)			
			Task Success (%)	Absolute Reward	Normalized Reward	Grasp Success (%)	Task Success (%)	Absolute Reward	Normalized Reward
Hooking									
Simple baseline	Antipodal	Random (sparseKP)	33.1%	519.32	0.536	51.2%	64.7%	914.31	0.706
Grasp Optimized baseline	Stability (DexNet)	Random (sparseKP)	41.2%	716.19	0.739	71.2%	57.8%	994.10	0.767
Leverage Heuristic baseline	Stability (DexNet)	Farthest (sparseKP)	49.2%	846.19	0.873	69.1%	71.2%	1,198.97	0.926
GIFT (Ours)	GIFT	GIFT	55.2%	949.91	0.980	74.2%	74.4%	1,201.09	0.927
Reaching									
Simple baseline	Antipodal	Random (sparseKP)	41.2%	401.91	0.769	60.1%	68.4%	664.16	0.881
Grasp Optimized baseline	Stability (DexNet)	Random (sparseKP)	55.9%	456.71	0.874	63.9%	87.5%	716.42	0.950
Leverage Heuristic baseline	Stability (DexNet)	Farthest (sparseKP)	56.2%	501.46	0.960	68.0%	82.6%	735.60	0.976
GIFT (Ours)	GIFT	GIFT	61.9%	524.94	1.005	69.6%	88.9%	751.97	0.997
Hammering									
Simple baseline	Antipodal	Random (sparseKP)	49.4%	6.21E+6	0.396	58.8%	84.0%	10.68E+6	0.542
Grasp Optimized baseline	Stability (DexNet)	Random (sparseKP)	65.3%	8.12E+6	0.518	74.6%	87.5%	10.96E+6	0.556
Leverage Heuristic baseline	Stability (DexNet)	Farthest (sparseKP)	71.2%	12.07E+6	0.770	74.4%	95.7%	16.28E+6	0.827
GIFT (Ours)	GIFT	GIFT	68.8%	12.74E+6	0.813	74.7%	92.2%	17.22E+6	0.874

TABLE II: **T-shaped tools**. GIFT performance evaluated on a set of 100 T-shaped tools. Since human oracle choices were not collected for this set, normalized reward is based on human oracle performance on the main evaluation set tools (shown in Table 1 of the main paper).

	Grasping Method	Interaction Method	Overall Performance			Performance (conditioned on Grasp Success)			
			Task Success (%)	Absolute Reward	Normalized Reward	Grasp Success (%)	Task Success (%)	Absolute Reward	Normalized Reward
Hooking									
Simple baseline	Antipodal	Random (sparseKP)	33.2%	554.12	0.572	55.2%	60.2%	998.24	0.771
Grasp Optimized baseline	Stability (DexNet)	Random (sparseKP)	41.15%	796.21	0.821	70.5%	58.3%	1,064.12	0.821
Leverage Heuristic baseline	Stability (DexNet)	Farthest (sparseKP)	55.1%	889.16	0.917	71.2%	77.5%	1,247.16	0.963
GIFT (Ours)	GIFT	GIFT	60.1%	975.16	1.006	75.1%	80.0%	1,241.16	0.958
Reaching									
Simple baseline	Antipodal	Random (sparseKP)	45.6%	341.31	0.653	55.4%	82.3%	645.01	0.855
Grasp Optimized baseline	Stability (DexNet)	Random (sparseKP)	55.0%	458.61	0.878	63.9%	86.0%	702.10	0.931
Leverage Heuristic baseline	Stability (DexNet)	Farthest (sparseKP)	53.6%	503.74	0.964	65.7%	81.6%	742.13	0.984
GIFT (Ours)	GIFT	GIFT	61.3%	511.82	0.980	69.1%	88.7%	741.16	0.983
Hammering									
Simple baseline	Antipodal	Random (sparseKP)	49.3%	6.56E+6	0.418	59.1%	83.5%	11.16E+6	0.567
Grasp Optimized baseline	Stability (DexNet)	Random (sparseKP)	65.4%	8.46E+6	0.540	74.3%	88.0%	11.46E+6	0.582
Leverage Heuristic baseline	Stability (DexNet)	Farthest (sparseKP)	70.3%	12.58E+6	0.803	75.1%	93.6%	16.86E+6	0.856
GIFT (Ours)	GIFT	GIFT	67.3%	12.72E+6	0.812	73.0%	92.1%	17.67E+6	0.897

TABLE III: **L-shaped tools**. GIFT performance evaluated on a set of 100 L-shaped tools. Since human oracle choices were not collected for this set, normalized reward is based on human oracle performance on the main evaluation set tools (shown in Table 1 of the main paper).

	Grasping Method	Interaction Method	Overall Performance			Performance (conditioned on Grasp Success)			
			Task Success (%)	Absolute Reward	Normalized Reward	Grasp Success (%)	Task Success (%)	Absolute Reward	Normalized Reward
Hooking									
Simple baseline	Antipodal	Random (sparseKP)	29.3%	512.25	0.528	50.3%	58.3%	911.27	0.703
Grasp Optimized baseline	Stability (DexNet)	Random (sparseKP)	39.3%	721.35	0.744	68.4%	57.4%	1,002.21	0.774
Leverage Heuristic baseline	Stability (DexNet)	Farthest (sparseKP)	50.2%	885.29	0.882	70.0%	71.7%	1,245.20	0.961
GIFT (Ours)	GIFT	GIFT	55.9%	915.21	0.944	74.3%	75.2%	1,215.90	0.939
Reaching									
Simple baseline	Antipodal	Random (sparseKP)	36.2%	291.16	0.557	49.2%	73.6%	610.16	0.809
Grasp Optimized baseline	Stability (DexNet)	Random (sparseKP)	51.2%	397.61	0.761	63.0%	81.2%	694.67	0.921
Leverage Heuristic baseline	Stability (DexNet)	Farthest (sparseKP)	55.9%	481.27	0.921	61.9%	90.3%	716.97	0.951
GIFT (Ours)	GIFT	GIFT	57.8%	500.19	0.958	65.2%	88.7%	700.98	0.930
Hammering									
Simple baseline	Antipodal	Random (sparseKP)	28.7%	3.76E+6	0.240	36.3%	79.0%	10.53E+6	0.535
Grasp Optimized baseline	Stability (DexNet)	Random (sparseKP)	50.7%	6.74E+6	0.430	58.9%	86.0%	11.48E+6	0.583
Leverage Heuristic baseline	Stability (DexNet)	Farthest (sparseKP)	55.7%	8.96E+6	0.572	60.6%	91.9%	15.03E+6	0.763
GIFT (Ours)	GIFT	GIFT	53.6%	9.30E+6	0.594	57.8%	92.8%	16.20E+6	0.823

TABLE IV: **X-shaped tools**. GIFT performance evaluated on a set of 100 X-shaped tools. Since human oracle choices were not collected for this set, normalized reward is based on human oracle performance on the main evaluation set tools (shown in Table 1 of the main paper).