

Online Cognitive Data Sensing and Processing Optimization in Energy-harvesting Edge Computing Systems

Xian Li, Suzhi Bi, Zhi Quan, and Hui Wang

Abstract

Mobile edge computing (MEC) has recently become a prevailing technique to alleviate the intensive computation burden in Internet of Things (IoT) networks. However, the limited device battery capacity and stringent spectrum resource significantly restrict the data processing performance of MEC-enabled IoT networks. To address the two performance limitations, we consider in this paper an MEC-enabled IoT system with a wireless device (WD) replenishing its battery by means of energy harvesting (EH) and opportunistically accessing the licensed spectrum of an overlaid primary communication link to offload its sensing data to an MEC server (MS) for edge processing. Under time-varying fading channel, random energy arrivals, and stochastic ON-OFF state of the primary link, we aim to design an online algorithm to jointly control the cognitive data sensing rate and processing method (i.e., local and edge processing) without knowing future system information. In particular, we aim to maximize the long-term average sensing rate of the WD subject to quality of service (QoS) requirement of primary link, average power constraint of MS and data queue stability of both MS and WD. We formulate the problem as a multi-stage stochastic optimization and propose an online algorithm named PLySE that applies the perturbed Lyapunov optimization technique to decompose the original problem into per-slot deterministic optimization problems. For each per-slot problem, we derive the closed-form optimal solution of data sensing and processing control to facilitate low-complexity real-time implementation. Interestingly, our analysis finds that the optimal solution exhibits an threshold-based structure related to the current energy state, secondary queueing backlogs and primary link activity. Simulation results collaborate with our analysis and demonstrate more than 46.7% data sensing rate improvement of the proposed PLySE over representative benchmark methods.

Index Terms

Mobile edge computing, energy harvesting, cognitive radio system, online optimization algorithm.

X. Li, S. Bi, and Z. Quan are with the College of Electronics and Information Engineering, Shenzhen University, China (xianli,bsz,zquan@szu.edu.cn). H. Wang is with the Shenzhen Institute of Information Technology, China (wanghui@szit.edu.cn). Part of this work has been submitted to IEEE/CIC International Conference on Communications in China (ICCC) 2021 [1].

I. INTRODUCTION

A. Motivations and Contributions

Mobile edge computing (MEC) has been widely recognized as a key enabling technology towards data-intensive and latency-critic applications in Internet of Things (IoT) systems, such as smart manufacturing and industrial automation [2], which deploys massive number of IoT devices (e.g., wireless sensors) capable of sensing, communication and computation. Via pushing the computation resource toward network edge, MEC allows IoT devices to offload intensive computation tasks to the nearby edge server for faster execution [3]–[6]. However, constrained by device size and manufacturing cost, an IoT device is often equipped with low-capacity battery that can hardly support sustainable operations especially in energy-hungry intelligent applications. Meanwhile, the large-scale deployment of IoT systems demands wideband spectrum resource and can cause severe interference to co-channel wireless communication systems, e.g., WiFi and cellular networks. Overall, the fundamental limitations on device energy and spectrum resource significantly restrict the data processing capability of existing MEC-enabled IoT systems.

Recently, energy harvesting (EH) has emerged as a promising technique to mitigate the energy shortage of IoT devices [7], [8]. In particular, EH enables IoT devices to scavenge renewable energy from external sources like solar and thermal power to local batteries, with which they can replenish device power consumption in real-time. Recent studies have considered powering IoT devices in mobile edge computing applications by means of EH [9]–[14]. Under stochastic renewable energy arrivals, the task offloading decisions of EH-enabled wireless devices (WDs) are highly coupled across sequential time slots by the time-varying battery state. Therefore, the optimal design of an online computation offloading strategy in EH-MEC system requires to reach a good balance between the current and future system performance.

On another front, compared to purchasing expensive licensed bandwidth, it is more cost-effective to implement cognitive radio (CR) technique in IoT networks for opportunistic spectrum access to alleviate spectrum scarcity [15]–[17]. In this case, IoT devices as the secondary users (SUs) periodically sense the spectrum licensed to primary users (PUs) and opportunistically access the channel given that the PUs can maintain a satisfied quality of service (QoS). Thanks to the effective spectral reuse of CR technology, we can achieve scalable deployment of IoT networks that coexist with existing communication infrastructures under stringent spectrum resource constraint.

In this paper, we aim to build a sustainable and scalable MEC-enabled IoT system, where the IoT device relies on harvesting ambient renewable energy for power supply and uses CR technique to access the spectrum licensed to a primary communication system. The joint application of CR and EH techniques has the potential to fully address the two fundamental performance limitations of MEC-enabled IoT systems, however, also raises new technical challenges. On one hand, the optimal data sensing (collecting task data) and processing (local computing and task offloading) solution at each time instant is affected by the double randomness of PU link activity and energy arrivals. For instance, the offloading data rate is constrained by not only the available energy but also the current PU link ON/OFF operating state. On the other hand, the solutions are tightly coupled over time due to the temporal correlations of PU link activities and EH process. It can result in large task data queue backlog if we independently maximize the data processing rate within each time slot in a greedy manner. Overall, it requires jointly considering both the short-term and long-term effects of stochastic PU link state and EH process to optimize the data processing capability of an MEC-enabled IoT system.

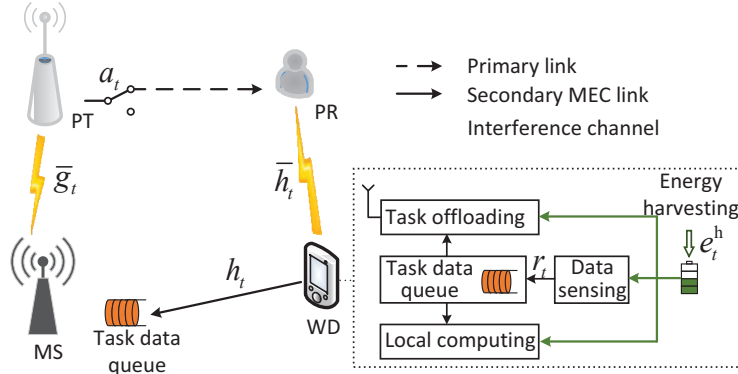


Fig. 1: The considered MEC system model.

As a starting point to gain essential insights of the optimal designs, we consider a basic system setup in a cognitive EH-MEC system that consists of a primary transmitter (PT), a primary receiver (PR), an MEC server (MS), and an energy-harvesting WD, as shown in Fig. 1. Within each sequential time slot, the WD acquires sensing data from the environment and buffers the data in a task data queue. Meanwhile, it processes the task data either locally or by offloading to the MS utilizing the licensed spectrum of primary link. Under time-varying fading channel, random energy arrivals, and stochastic ON-OFF state of the primary link, our objective is to design an online algorithm that maximizes the average data sensing rate of the WD subject to QoS requirement of the primary link, long-term average power constraint at the MS, and

data queue stability at both MS and WD. To the best of our knowledge, this is the first paper that studies the long-term performance optimization in a cognitive EH-MEC system. The main contributions of this paper are:

- *Joint Cognitive Data Sensing and Processing Design*: We formulate the problem as a multi-stage stochastic optimization that decides the cognitive data sensing and processing solutions in sequential time slots. In particular, we focus on designing a practical online algorithm that obtains the control solution in each time slot without future system information. The two major challenges of the online design are to satisfy all the long-term constraints under the randomness of multiple system parameters and the strong coupling of control solutions over different time slots.
- *Low-complexity Online Algorithm*: We propose an online algorithm named PLYSE that applies the perturbed Lyapunov optimization technique to remove the time dependency of control decisions and transforms the multi-stage stochastic problem into per-slot deterministic optimization problems. For each per-slot problem, we propose a low-complexity algorithm that obtains the optimal solutions in closed-form to facilitate real-time implementation. Interestingly, we find that both the optimal sensing and task execution solutions follow simple threshold-based structure that is directly related to the primary link activity, secondary battery state and queueing backlogs.
- *Theoretical Performance Analysis*: We prove that if a mild condition on the battery capacity is satisfied, the online algorithm PLYSE always produces a feasible solution to the original multi-stage stochastic optimization problem. Meanwhile, we prove that PLYSE achieves an $[O(1/V), O(V)]$ tradeoff asymptotically between the sensing rate and processing delay, where V is a tunable parameter that a larger V leads to higher sensing rate, and vice versa. We conduct extensive simulations to verify the performance of the proposed PLYSE method, where we show that it satisfies all the long-term constraints and achieves more than 46.7% higher sensing rate than the considered representative benchmark methods.

B. Related Works

1) **Energy harvesting edge computing**: EH-powered MEC technology has attracted significant attention in recent years. For example, [9] studied the optimal online offloading and autoscaling policy in a renewable edge computing system, where multiple co-located MSs are powered by a common EH cell site. [10] designed a deep reinforcement learning (DRL)-based online task

offloading strategy for an EH IoT device assisted by multiple MSs. Considering an EH-MEC with an MS and an energy harvesting WD, [11] proposed a task offloading policy that balances execution delay and energy consumption of the WD. On the other hand, [12] focused on the geographical load balancing control among energy harvesting MSs, and proposed an online task offloading policy to minimize the backhaul data traffic and computation workload. Aiming at minimizing the execution latency and task failure rate, [13] developed a Lyapunov optimization-based algorithm to jointly optimize the offloading decision and resource allocation in a single-WD EH-MEC system. Besides, considering hybrid energy supply at the edge devices, [14] studied dynamic control on task scheduling and energy management to maximize the MEC system utility. It is worth mentioning that all these studies assume that the MEC system occupies a dedicated bandwidth. However, this will incur enormous spectrum license cost as the number of IoT devices soars up. In comparison, applying CR technology in MEC systems to opportunistically utilize the spectrum licensed to existing communication networks is a more cost-effective and scalable solution. In this case, the optimal task offloading solution is directly affected by the dynamic spectrum access method, where the conventional optimization methods (such as in [9]–[14]) are no longer applicable.

2) Cognitive radio technology in MEC: Recently, some studies have introduced CR to MEC-enabled IoT systems to address the inherent spectrum scarcity problem. For example, [18] maximized the energy efficiency of a secondary relay in a cognitive MEC network powered by wireless energy transfer. [19] designed a risk-aware task offloading strategy for secondary WDs based on game theory. [20] studied the trade-off between spectrum sensing and task offloading, and proposed an energy-aware task offloading policy using deep reinforcement learning. To optimize the task processing performance, [21] focused on the routing and bandwidth scheduling in a three-layer cognitive MEC network. [22] considered a vehicular MEC system opportunistically accessing the TV white space for computation offloading and minimized the monetary cost of vehicular terminals and MEC server on task processing. Nonetheless, all these works either assume static wireless channel gain [18], [19] or constant power supply at WDs [20]–[22]. In the case of random channel fading and energy arrivals in our considered setup, the design of computation offloading strategy in the secondary MEC system is challenged by the unknown system parameters and the strong coupling of offloading decisions over different time slots.

Overall, most existing works separately investigate the applications of EH and CR to MEC-enabled IoT network. In our considered cognitive EH-MEC system, however, the time-varying

PU link operating state and EH process jointly affect the optimal data sensing and processing performance. In general, this calls for a joint consideration of random energy arrivals and stochastic ON-OFF state of the primary link in the online algorithm design. In this paper, we find that the optimal online data sensing and processing solution exhibits an interesting threshold structure directly related to the PU link activity and EH process, and validate the effectiveness of the online control via simulations.

The rest of the paper is organized as follows. In Section II, we introduce the system model of the cognitive EH-MEC network and formulate the sensing rate maximization problem. We propose the PLySE method to solve the problem in Section III and show the feasibility and optimality of PLySE in Section IV. In Section V, we conduct numerical simulations to evaluate the proposed method. Finally, we conclude the paper in Section VI.

II. SYSTEM MODEL AND PROBLEM FORMULATION

We consider in Fig. 1 an MEC system consisting of one MS and one energy harvesting WD that share the narrow spectrum band with a pair of primary users, i.e., a PT and a PR. The MS is connected to a stable power grid, while the WD is solely powered by external energy sources (e.g., solar power, thermal energy and wind energy). The MS assists the computation of WD in sequential time slots of equal duration T . Notice that the considered single-user MEC system may correspond to a typical user in a multi-user network, where the MS uses dedicated computing power, memory and communication bandwidth to serve the user via infrastructure vitalization technique [23]. In time slot t , WD collects raw sensing data from the monitored environment, stores it into the local task data queue, and processes the data later. We assume that WD adopts a partial computation offloading rule, whereby the raw task data can be arbitrary divided into two parts with one computed locally and the other opportunistically offloaded to the MS for edge processing, using the spectrum licensed to the primary link. The primary link activity follows a general ON/OFF random process, e.g., 1-stage Markov process. Specifically, we use a binary indicator a_t to denote the ON/OFF state of primary link, where $a_t = 1$ and 0 denote that the primary link is active and idle, respectively. In particular, we assume that the PT is active with probability \bar{a} , i.e., $Pr(a_t = 1) = \bar{a}$. With the primary and secondary systems coexisting in the same spectrum, computation offloading of secondary MEC system will cause interference to the concurrent primary communications.

A. Communication Model

Denote the channel gain between MS and WD, PT and MS, PR and WD as h_t , \bar{g}_t , and \bar{h}_t , respectively. We assume block fading for signal propagation, i.e., h_t , \bar{g}_t and \bar{h}_t are constant in a time slot t while vary randomly from one slot to another. In order to maintain the service quality of primary transmission, we consider interference constraints which confines the co-channel interference and noise power suffered by the PU to a threshold Γ_{th} , i.e.,

$$a_t (W\delta_p^2 + p_t^u \bar{h}_t - \Gamma_{\text{th}}) \leq 0, \forall t = 0, 1, \dots, \quad (1)$$

where W is the system bandwidth and δ_p^2 is the power spectrum density of additive white Gaussian noise (AWGN) at the PU. Notice that constraint (1) is imposed only when the primary link is active ($a_t = 1$) and becomes immaterial otherwise (i.e., when $a_t = 0$). p_t^u is the transmit power of WD that is limited by the maximum value p_{max} . We assume that the PT transmits with fixed power P_B . Then, the offloading task data size from WD to MS in time slot t is

$$l_t^{\text{off}} = WT \log_2 (1 + p_t^u \gamma_t), \quad (2)$$

where $\gamma_t = h_t / (a_t P_B \bar{g}_t + W\delta_s^2)$ is the signal-to-interference-plus-noise ratio (SINR) at the MS and δ_s^2 is the power spectrum density of AWGN at the MS. Correspondingly, the energy consumption of the WD for data transmission is

$$e_t^{\text{off}} = p_t^u T. \quad (3)$$

B. Task Data Sensing and Computation Model

In time slot t , the WD collects $r_t \leq r_{\text{max}}$ bits of raw measurement data, where r_{max} is the maximum sensing data size in T (e.g., determined by the maximum measurement sampling rate or sensing resolution). We model the energy consumption on data sensing as [24]

$$e_t^{\text{col}} = e_{\text{unit}}^{\text{col}} r_t, \quad (4)$$

where $e_{\text{unit}}^{\text{col}}$ in Joulue/bit is the unit energy cost for data sensing. The sensed data is piled in a local storage for subsequent task computation, where each task data bit is executed either locally at the WD or remotely at the MS via task offloading. We denote f_t^u as the local CPU frequency, where f_t^u is constrained by its maximum value f_{max}^u . Then, the local processing data size and the corresponding energy consumption for local computing are

$$l_t^{\text{loc}} = f_t^u T / C, \quad e_t^{\text{loc}} = \kappa_c (f_t^u)^2 C l_t^{\text{loc}} = \kappa_c (f_t^u)^3 T, \quad (5)$$

respectively, where C is the required CPU cycles to process one bit of data and κ_c is the energy efficiency for local computing. Similarly, we denote the edge CPU frequency at the MS as f_t^s ,

which is upper bounded by f_{\max}^s . The edge computation data size l_t^{edg} and the corresponding energy consumption e_t^{edg} are

$$l_t^{\text{edg}} = f_t^s T / C, \quad e_t^{\text{edg}} = \kappa_e (f_t^s)^2 C l_t^{\text{edg}} = \kappa_e (f_t^s)^3 T, \quad (6)$$

respectively, where κ_e is the energy efficiency for edge computing. Then, the total energy consumption of the WD in time slot t on data sensing and processing is

$$e_t^u = e_t^{\text{col}} + e_t^{\text{off}} + e_t^{\text{loc}}. \quad (7)$$

C. Task Data Queue Model

The data sensed in the t th time slot is ready for processing at the beginning of the $(t+1)$ th time slot. Let Q_t^U and Q_t^S be the data queue length in the WD and MS at the start of slot t , respectively. For analytical tractability, we assume infinite task queue capacity. For both the data queues at the MS and WD, the data processed within the current time slot cannot exceed the data queue backlog, i.e.,

$$0 \leq l_t^{\text{off}} + l_t^{\text{loc}} \leq Q_t^U, \quad 0 \leq f_t^s T / C \leq Q_t^S, \quad \forall t = 0, 1, \dots. \quad (8)$$

As a result, the data queues of the WD and MS evolve as following

$$Q_{t+1}^U = Q_t^U - l_t^{\text{off}} - l_t^{\text{loc}} + r_t, \quad Q_{t+1}^S = Q_t^S - l_t^{\text{edg}} + l_t^{\text{off}}, \quad t = 1, 2, \dots. \quad (9)$$

To maintain stable data queues at the WD and MS, we consider stability constraints on Q_t^U and Q_t^S as following [25]

$$\bar{Q}_U = \lim_{N \rightarrow +\infty} \frac{1}{N} \sum_{t=1}^N \mathbb{E} [Q_t^U] < \infty, \quad \bar{Q}_S = \lim_{N \rightarrow +\infty} \frac{1}{N} \sum_{t=1}^N \mathbb{E} [Q_t^S] < \infty, \quad (10)$$

where the expectation is taken over all random events, i.e., random channel fading, energy arrivals and operation state of the primary link.

D. Energy Queue Model

We model the EH process at the WD as a stochastic process with random energy arrivals in different time slots. In particular, e_t^h Joules of energy arrives at WD throughout the t -th time slot, where e_t^h is bounded above by E_{\max}^h . Let B_t be the battery level of the WD at the beginning of time slot t . We consider an energy-aware battery management policy: when B_t is lower than a threshold B_{\min} , the WD stops consuming energy on data sensing and processing, while only harvesting ambient energy to replenish the battery. As a result, the energy consumed by the WD in the t th slot must satisfy

$$0 \leq \lambda_e e_t^u \leq B_t \cdot \mathbb{1}_{B_t \geq B_{\min}}, \quad (11)$$

where λ_e is a non-negative scaling factor (e.g., $\lambda_e = 1000$ denotes using mJ as the unit) and $\mathbb{1}_{\{\cdot\}}$ is the indicator function. The dynamics of battery level is:

$$B_{t+1} = \min \left(B_t - \lambda_e e_t^u + \lambda_e e_t^h, \Omega \right), \quad (12)$$

where Ω is the battery capacity.

E. Problem Formulation

In this paper, we aim at maximizing the long-term average data sensing rate of the WD under system stability and interference constraints. Given limited energy harvested from the ambient environment, this requires the WD to judiciously optimize the data sensing and task computation operations in sequential time slots. Denote the objective function as $\bar{R} = \lim_{N \rightarrow +\infty} \frac{1}{N} \sum_{t=0}^{N-1} r_t$. We formulate the target problem as below:

$$(P1) \quad \max_{r_t, p_t^u, f_t^u, f_t^s, \forall t} \bar{R} \quad (13a)$$

$$\text{s. t.} \quad (1), (8), (10), (11) \quad (13b)$$

$$\lim_{N \rightarrow +\infty} \frac{1}{N} \sum_{t=1}^N \mathbb{E} \left[e_t^{\text{edg}} \right] \leq c_{\text{th}}, \quad (13c)$$

$$0 \leq r_t \leq r_{\max}, 0 \leq p_t \leq p_{\max}, 0 \leq f_t^u \leq f_{\max}^u, 0 \leq f_t^s \leq f_{\max}^s, \forall t, \quad (13d)$$

where (1) is the QoS constraint of the primary link. (8) and (11) are the data causality and energy causality at the WD, repetitively. (10) denotes the data queue stability constraints. (13c) denotes the average power constraint at the MS, where c_{th} is the power threshold. At the beginning of time slot t , we assume perfect knowledge of the current system state $s_t = \{\omega_t, I_t\}$ at the MS, where $\omega_t = \{a_t, e_t^h, h_t, \bar{g}_t, \bar{h}_t\}$ captures the environment random events and $I_t = \{Q_t^S, Q_t^U, B_t\}$ is the queue backlog state. We seek an online algorithm that makes control decisions $\{r_t, p_t^u, f_t^u, f_t^s\}$ in the t th slot based only on s_t . The difficulty of the online design is twofold. First, under the stochastic channels and random access of the primary user, it is hard to meet the long-term requirements when the decisions are made in each time slot without knowing the future system information. Second, due to the random energy supply at the WD, the system decisions in different slots are inherently coupled with each other. This poses great challenge to allocate the battery energy to strike a good balance between the current and future system performance. In the following, we propose a **P**erturbed-**L**yapunov-based online data **S**ensing and **E**dge computation (PLySE) algorithm to solve (P1), which controls data sensing and processing in an online manner without requiring a priori knowledge of the system state.

III. ONLINE DATA SENSING AND COMPUTATION OFFLOADING OPTIMIZATION

A. Perturbed Lyapunov-based Optimization

Lyapunov optimization is a well-established method to design online algorithm with long-term stability requirement. However, standard Lyapunov optimization technique is not directly applicable to solve (P1) because the feasible control action sets are coupled over time due to the temporally correlated battery energy in constraint (11). Here, we introduce a perturbed Lyapunov method to circumvent this issue. To start with, we introduce for the WD a perturbed battery queue, i.e.,

$$\tilde{B}_t \triangleq B_t - \Omega. \quad (14)$$

As shown in Section IV, by employing a sufficient large battery capacity Ω , we can safely remove the constraint (11) without violating the energy causality and at the same time decouple the feasible control action sets in different time slots. We define for the MS a virtual power deficit queue with the update equation:

$$Z_{t+1} = \max \left(Z_t + \lambda_c e_t^{\text{edg}} - \lambda_c c_{\text{th}}, 0 \right), t = 1, 2, \dots, \quad (15)$$

where λ_c is a positive scaling factor. Intuitively, the average power consumption constraint in (13c) is satisfied if Z_t is finite as $t \rightarrow \infty$. We rewrite the system queue backlog as $\Theta_t \triangleq \{\tilde{B}_t, Z_t, Q_t^{\text{U}}, Q_t^{\text{S}}\}$. Further, we define the perturbed Lyapunov function as

$$\Phi_t = \frac{1}{2} (\tilde{B}_t)^2 + \frac{1}{2} (Z_t)^2 + \frac{1}{2} (Q_t^{\text{U}})^2 + \frac{1}{2} (Q_t^{\text{S}})^2, \quad (16)$$

and the Lyapunov drift as

$$\Delta^t = \mathbb{E} [\Phi_{t+1} - \Phi_t | \Theta_t], \quad (17)$$

where the expectation is with respect to the system random processes given the current system queue state Θ_t . To maximize the data sensing rate \bar{R} while maintaining stable system queue Θ_t , we adopt the drift-plus-penalty approach [25], which greedily minimizes an upper bound of the following Lyapunov drift-plus-penalty function in each time slot:

$$\Delta_V^t = \Delta^t - V \mathbb{E} [r_t | \Theta_t]. \quad (18)$$

where V is a positive weight factor.

In the following, we provide an upper bound of Δ_V^t . For convenience, we denote a constant

$$D = \frac{1}{2} \left[(\lambda_c e_{\text{max}}^{\text{edg}})^2 + (\lambda_c c_{\text{th}})^2 + (\lambda_e e_{\text{max}}^{\text{u}})^2 + (\lambda_e E_{\text{max}}^{\text{h}})^2 + (l_{\text{max}}^{\text{off}} + l_{\text{max}}^{\text{loc}})^2 + r_{\text{max}}^2 + (l_{\text{max}}^{\text{edg}})^2 + (l_{\text{max}}^{\text{off}})^2 \right], \quad (19)$$

where $e_{\text{max}}^{\text{edg}} \triangleq \kappa_c (f_{\text{max}}^{\text{s}})^3 T$ is the largest per-slot energy cost at the MS. $e_{\text{max}}^{\text{u}} \triangleq e_{\text{unit}}^{\text{col}} r_{\text{max}} + p_{\text{max}} T + \kappa_e (f_{\text{max}}^{\text{u}})^3 T$ is the maximum per-slot energy cost at the WD. $l_{\text{max}}^{\text{off}} \triangleq \mathbb{E} [WT \log_2 (1 + p_{\text{max}} \gamma_t)]$

corresponds to the maximum average transmission rate of the WD. $l_{\max}^{\text{edg}} \triangleq \frac{f_{\max}^s T}{C}$ and $l_{\max}^{\text{loc}} \triangleq \frac{f_{\max}^u T}{C}$ are the maximum data processing rate for edge computing and local computing, respectively.

Lemma 1. Under any control method, the Lyapunov drift-plus-penalty function (18) has the following upper bound for all t , all possible values of Θ_t , and all parameters $V \geq 0$:

$$\begin{aligned} \Delta_V^t \leq & D - \mathbb{E} \left\{ V r_t + Z_t \lambda_c \left(c_{\text{th}} - e_t^{\text{edg}} \right) + \lambda_e (B_t - \Omega) (e_t^u - e_t^h) \right. \\ & \left. + Q_t^U (l_t^{\text{off}} + l_t^{\text{loc}} - r_t) + Q_t^S (l_t^{\text{edg}} - l_t^{\text{off}}) \mid \Theta_t \right\}. \end{aligned} \quad (20)$$

Proof. Please refer to Appendix A for detail. \square

Algorithm 1 The online PLySE algorithm to solve (13)

Initialization: The initial system state $s_0 = \{\omega_0, \Theta_0\}$, where $\Theta_0 = \{Q_0^S, Q_0^U, \tilde{B}_0, Z_0\}$.

- 1: **for** each time slot t **do**
 - 2: Observe the system state s_t .
 - 3: Solve problem (21) for $\{r_t^*, f_t^{s*}, f_t^{u*}, p_t^{u*}\}$ using (23), (25) and (29).
 - 4: Execute the control action $\{r_t^*, f_t^{s*}, f_t^{u*}, p_t^{u*}\}$ and update $\Theta_{t+1} = \{Q_{t+1}^S, Q_{t+1}^U, \tilde{B}_{t+1}, Z_{t+1}\}$ according to (9), (14) and (15), respectively.
 - 5: **end for**
-

With Lemma 1, we illustrate the proposed PLySE method to solve (P1) in Algorithm 1. In time slot t , PLySE observes the current system states s_t and minimizes the right hand side of (20). Specifically, it determines the actions of the MS and WD in time slot t by solving the following problem:

$$\max_{\substack{r_t, p_t^u \\ f_t^u, f_t^s}} V r_t + Z_t \lambda_c \left(c_{\text{th}} - e_t^{\text{edg}} \right) + \lambda_e (B_t - \Omega) (e_t^u - e_t^h) + Q_t^U (l_t^{\text{off}} + l_t^{\text{loc}} - r_t) + Q_t^S (l_t^{\text{edg}} - l_t^{\text{off}}) \quad (21a)$$

$$\text{s. t.} \quad a_t (p_t^u \bar{h}_t + W \delta_p^2 - \Gamma_{\text{th}}) \leq 0, \quad (21b)$$

$$l_t^{\text{off}} + l_t^{\text{loc}} \leq Q_t^U, \quad (21c)$$

$$0 \leq f_t^s T / C \leq Q_t^S, \quad (21d)$$

$$0 \leq r_t \leq r_{\max}, 0 \leq p_t^u \leq p_{\max}, 0 \leq f_t^u \leq f_{\max}^u, 0 \leq f_t^s \leq f_{\max}^s. \quad (21e)$$

Comparing with (P1), we remove the energy causality constraint (11) in the per-slot problem (21). In Section IV, we show that (11) can always be satisfied when implementing PLySE given that the battery capacity satisfies a mild condition. A close observation shows that (21) can be

decomposed into three independent subproblems, which correspond to CPU frequency control at the MS, data sensing control at the WD, and task execution control at the WD, respectively. These three subproblems can be solved in parallel as follows.

B. Optimal Edge CPU Frequency

The optimal CPU frequency at the MS can be obtained by solving the following convex optimization problem:

$$\max_{f_t^s} -Z_t \lambda_c \kappa_e (f_t^s)^3 T + Q_t^S f_t^s T / C \quad (22a)$$

$$\text{s. t. } 0 \leq f_t^s \leq \bar{f}_{\max}^s, \quad (22b)$$

where $\bar{f}_{\max}^s = \min(Q_t^S C / T, f_{\max}^s)$, which is obtained by absorbing (21d) into the box constraint $0 \leq f_t^s \leq f_{\max}^s$. The solution of (22) can be easily obtained as

$$f_t^{s*} = \min \left(\sqrt{\frac{Q_t^S}{3Z_t \lambda_c C \kappa_e}}, \bar{f}_{\max}^s \right). \quad (23)$$

As shown in (23), the MS operates at a high CPU frequency when the data queue length Q_t^S is large, and slows down when the power deficit queue Z_t is large. Such an operation stabilizes the data queue Q_t^S and satisfies the long-term energy budget at the MS.

C. Optimal Data Sensing Rate

The optimal task data size collected in time slot t can be obtained by solving the following linear programming:

$$\max_{0 \leq r_t \leq r_{\max}} [V + \lambda_e (B_t - \Omega) e_{\text{unit}}^{\text{col}} - Q_t^U] r_t, \quad (24)$$

where the optimal solution exhibits a simple ON-OFF structure:

$$r_t^* = r_{\max} \cdot \mathbb{1}_{C_{\text{sen}} \leq 0}, \forall t, \quad (25)$$

where $C_{\text{sen}} \triangleq Q_t^U - V - \lambda_e (B_t - \Omega) e_{\text{unit}}^{\text{col}}$. Specifically, the WD senses task data at the maximum rate (i.e., $r_t = r_{\max}$) if $C_{\text{sen}} \leq 0$, and collects zero-bit data otherwise. Because C_{sen} increases with Q_t^U and decreases with B_t , the WD reduces sensing activity when Q_t^U is large or B_t is small, thus avoiding continuous data queue backlog and energy draining at the WD.

D. Optimal Task Execution

The remaining sub-problem optimizes the task execution, including local computing and task offloading control at the WD. After removing the terms that are only related to f_t^s and r_t in (21), we solve the following optimization problem:

$$\max_{p_t^u, f_t^u} F(f_t^u) + G(p_t^u) \quad (26a)$$

$$\text{s. t. } l_t^{\text{off}} + l_t^{\text{loc}} \leq Q_t^U, \quad (26b)$$

$$0 \leq p_t^u \leq p_{\text{th}}, \quad 0 \leq f_t^u \leq f_{\text{max}}^u. \quad (26c)$$

Here, $p_{\text{th}} = a_t \min \left(\frac{\Gamma_{\text{th}} - W\delta_p^2}{h_t}, p_{\text{max}} \right) + (1 - a_t)p_{\text{max}}$, which is obtained by absorbing $p_t^u \leq p_{\text{max}}$ into (21b). Besides, the objective of (26) is detailed as,

$$F(f_t^u) = \lambda_e \tilde{B}_t \kappa_c (f_t^u)^3 T + Q_t^U \frac{f_t^u T}{C}, \quad (27)$$

$$G(p_t^u) = \lambda_e \tilde{B}_t p_t^u T + (Q_t^U - Q_t^S) T W \log_2 (1 + p_t^u \gamma_t). \quad (28)$$

Remark 1. In (26), the proposed PLySE method optimizes a weighted summation of energy cost and data processing rate (see (27) and (28)) at the WD. At a low battery level, the weighting factor of energy cost (i.e., \tilde{B}_t) has a large absolute value $|\tilde{B}_t|$. In this case, the WD prefers energy conservation to data processing (i.e., task offloading and local computation). On the contrary, when the battery level is high (i.e., $|\tilde{B}_t|$ is small), the WD tends to utilize the harvested energy for data processing. This yields a closed loop control on battery level which improves the energy efficiency at the WD.

Let $\mathcal{F}_p(x) \triangleq \frac{1}{\gamma_t} 2^{\frac{1}{WT} (Q_t^U - \frac{xT}{C})} - \frac{1}{\gamma_t}$ and $\mathcal{F}_f(x) \triangleq \frac{[Q_t^U - WT \log_2(1+x\gamma_t)]C}{T}$. From (26b) and (26c), we can equivalently express the feasible region of (26) as $p_t^u \in [0, \bar{p}_{\text{th}}]$ and $f_t^u \in [0, \bar{f}_{\text{th}}]$, where $\bar{p}_{\text{th}} = \min(p_{\text{th}}, \mathcal{F}_p(0))$, and $\bar{f}_{\text{th}} = \min(f_{\text{max}}^u, \mathcal{F}_f(0))$. Due to constraint (26b) and time-varying coefficient $(Q_t^U - Q_t^S)$ in $G(p_t^u)$, (26) is generally a non-convex optimization problem. In the following Lemma 1, we derive the closed-form expression of optimal solution of (26).

Proposition 1. The optimal solution of (26) is

$$\{f_t^{u*}, p_t^{u*}\} = \begin{cases} \left\{ \hat{f}_t^u, \hat{p}_t^u \right\}, & \text{if } Q_t^U - Q_t^S \geq 0 \text{ and } \hat{l}_{\text{max}}^{\text{off}} + \hat{l}_{\text{max}}^{\text{loc}} \leq Q_t^U, & (29a) \\ \left\{ \hat{f}_t^u, \mathcal{F}_p(\hat{f}_t^u) \right\}, & \text{if } Q_t^U - Q_t^S \geq 0 \text{ and } \hat{l}_{\text{max}}^{\text{off}} + \hat{l}_{\text{max}}^{\text{loc}} > Q_t^U \text{ and } \tilde{B}_t = 0, & (29b) \\ \left\{ \check{f}_t^u, \mathcal{F}_p(\check{f}_t^u) \right\}, & \text{if } Q_t^U - Q_t^S \geq 0 \text{ and } \hat{l}_{\text{max}}^{\text{off}} + \hat{l}_{\text{max}}^{\text{loc}} > Q_t^U \text{ and } \tilde{B}_t < 0, & (29c) \\ \left\{ \hat{f}_t^u, 0 \right\}, & \text{if } Q_t^U - Q_t^S < 0. & (29d) \end{cases}$$

Here, $\hat{f}_t^u = \min \left(\sqrt{\frac{-Q_t^u}{3\lambda_e \tilde{B}_t \kappa_c C}}, \bar{f}_{\text{th}} \right)$ and $\hat{p}_t^u = \left[\frac{(Q_t^S - Q_t^U)W}{\lambda_e \tilde{B}_t \ln 2} - \frac{1}{\gamma_t} \right]_0^{\bar{p}_{\text{th}}}$, with $[\cdot]_x^y = \min(\max(\cdot, x), y)$. $\check{f}_t^u = [\bar{f}_t^u]_{f_t^{\text{lb}}}^{f_t^{\text{ub}}}$, with $f_t^{\text{ub}} = \hat{f}_t^u$, $f_t^{\text{lb}} = \max(0, \mathcal{F}_f(\hat{p}_t^u))$, and $\bar{f}_t^u \in [0, +\infty)$ is the unique solution of

$$U'(f_t^u) = 3\lambda_e \kappa_c T \tilde{B}_t (f_t^u)^2 - \frac{\lambda_e \tilde{B}_t T \ln 2}{WC \gamma_t} 2^{\frac{Q_t^U}{WT} - \frac{f_t^u}{WC}} + \frac{T}{C} Q_t^S = 0. \quad (30)$$

In particular, $U'(f_t^u)$ is a monotonically decreasing function of f_t^u , and thus \bar{f}_t^u can be obtained via bisection search.

Proof. Please refer to Appendix B for detail. \square

Remark 2. From Proposition 1, we see that the optimal edge computation control solutions are directly affected by the current available energy B_t (absorbed in \tilde{B}_t), time-varying data queue length $\{Q_t^U, Q_t^S\}$ and primary link activity a_t , detailed as following: a) The local CPU frequency \hat{f}_t^u and transmit power \hat{p}_t^u increase with the current available energy B_t . b) A larger data queue Q_t^U yields a higher local CPU frequency \hat{f}_t^u . c) The optimal offloading solution follows a threshold-based structure: the WD offloads to the MS only when the local data queue length is longer than that in the edge, i.e., $Q_t^U - Q_t^S \geq 0$, otherwise it only performs local computation. Besides, the larger the difference of $Q_t^U - Q_t^S$, the higher the transmit power \hat{p}_t^u at the WD. d) If the primary link is active in the t th slot, the maximum allowable transmit power at the WD p_{th} monotonically decreases with the interference threshold Γ_{th} . e) A larger active probability \bar{a} imposes a stringent transmit power constraint to p_{th} in more time slots, which eventually reduces the task offloading rate in the long-term. In contrast, since the CPU frequency lower bound $f_t^{\text{lb}} = \max(0, \mathcal{F}_f(\hat{p}_t^u))$ decreases with \hat{p}_t^u , a larger \bar{a} would yield a higher local CPU frequency \check{f}_t^u . Overall, the PLySE algorithm tends to stabilize both Q_t^U and Q_t^S , and satisfy the QoS requirements of primary link.

IV. PERFORMANCE ANALYSIS

In this section, we analyze the performance of the proposed PLySE algorithm. Recall that we have removed the energy causality constraint (11) in problem (P1) when designing the PLySE algorithm. Here, we first show that (11) is always satisfied when implementing the online PLySE algorithm given that the battery capacity satisfies a mild condition. Then, we prove that the PLySE algorithm also satisfies all the long-term performance constraints, thus producing a feasible solution to (P1), and achieves an $[O(1/V), O(V)]$ sensing-delay tradeoff by tuning the Lyapunov parameter V .

To start with, we derive in the following Lemma 2 an upper bound for data queue Q_t^U , which is useful to determine the threshold of battery capacity Ω .

Lemma 2. For a non-negative parameter V and an initial data queue satisfying $Q_0^U \in [0, Q_{\max}]$, where $Q_{\max} = V + r_{\max}$, we have $0 \leq Q_t^U \leq Q_{\max}$, for $t = 0, 1, 2, \dots$

Proof. We prove this result by induction. Notice that $0 \leq Q_0^U \leq Q_{\max}$ holds initially. In the following, we assume that $0 \leq Q_t^U \leq Q_{\max}$ holds in time slot t , and prove that $0 \leq Q_{t+1}^U \leq Q_{\max}$ by considering two cases:

- If the WD does not collect any data in time slot t , we obviously have that $Q_{t+1}^U \leq Q_t^U \leq V + r_{\max}$;
- If the WD collects r_t -bit data in time slot t , then $r_t = r_{\max}$ and $V + \lambda_e(B_t - \Omega)e_{\text{unit}}^{\text{col}} - Q_t^U \geq 0$ according to (25). Therefore, we have that $Q_t^U \leq V + \lambda_e(B_t - \Omega)e_{\text{unit}}^{\text{col}} \leq V$. As a result, we can obtain that $Q_{t+1}^U \leq Q_t^U + r_{\max} \leq V + r_{\max}$.

This completes the proof that $0 \leq Q_{t+1}^U \leq Q_{\max}$. \square

To facilitate our exposition, we denote $A_1 = \frac{3C\kappa_c B_{\min}}{\kappa_e(V+r_{\max})T}$, $A_2 = -\frac{3CW\kappa_c}{\kappa_e \ln 2}$, $A_3 = -\frac{(V+r_{\max})}{3\lambda_e C\kappa_c}$, $\bar{A}_1 = -\frac{A_2^2}{3A_1^2}$ and $\bar{A}_2 = \frac{-2A_2^3 + 27A_1A_3}{27A_1^3}$. The following Proposition 2 provides a sufficient condition to remove the energy causality constraint (11) when implementing PLySE to solve (P1).

Proposition 2. Suppose that $\Omega \geq \max \left(\frac{V}{\lambda_e e_{\text{unit}}^{\text{col}}} + \lambda_e e_{\max}^u, x_{\max} + \lambda_e e_{\max}^u \right) + \lambda_e E_{\max}^h$, where $x_{\max} = \max_k(x_k)$ and $x_k = 2\sqrt{-\frac{\bar{A}_1}{3}} \cos \left[\frac{1}{3} \arccos \left(\frac{3\bar{A}_2}{2A_1} \sqrt{-\frac{3}{A_1}} \right) - \frac{2\pi k}{3} \right]$, for $k = 0, 1, 2$, the energy causality constraint (11) is satisfied in every time slot.

Proof. Please refer to Appendix C for detail. \square

Proposition 2 shows that the energy causality constraint can be safely removed when implementing the PLySE algorithm to solve (P1), as long as the battery capacity is sufficiently large. Such a condition easily holds in practice. For instance, the condition is $\Omega \geq 137.8$ Joules using the parameters in Section IV, which holds for commercial battery with several thousand Joules capacity. Moreover, Proposition 2 shows that the required battery capacity increases with V . Together with the fact that a larger V yields a higher data sensing rate (to be shown in Proposition 3), we observe a critical tradeoff between the battery capacity and achievable data sensing rate. That is, the data sensing rate improves with the battery capacity, and can achieve arbitrarily close-to-optimal sensing performance when the battery capacity is sufficiently large.

In the following, we show that the PLySE algorithm can achieve $[O(1/V), O(V)]$ sensing-delay tradeoff while respecting all the long-term performance constraints. To facilitate the performance analysis, we introduce the following auxiliary problem:

$$(P2) \quad \max_{r_t, p_t^u, f_t^u, f_t^s, \forall t} \lim_{N \rightarrow +\infty} \frac{1}{N} \sum_{t=0}^{N-1} r_t \quad (31a)$$

$$\text{s. t.} \quad (1), (8), (10), (13c), (13d), \quad (31b)$$

$$\lim_{N \rightarrow +\infty} \frac{1}{N} \sum_{t=0}^{N-1} \mathbb{E} [e_t^u - e_t^h] \leq 0. \quad (31c)$$

Compared to (P1), (P2) replaces the energy causality constraint (11) in (P1) with a long-term energy constraint (31c). Let \bar{R}_{P1}^* and \bar{R}_{P2}^* be the optimal value of (P1) and (P2), respectively. Then, we show in the following lemma that $\bar{R}_{P1}^* \leq \bar{R}_{P2}^*$.

Lemma 3. Any feasible solution to (P1) is also feasible to (P2). Specifically, (P2) is a relaxed version of (P1), i.e., $\bar{R}_{P1}^* \leq \bar{R}_{P2}^*$.

Proof. For any feasible solution of (P1), based on the battery dynamics (12), we have

$$B_{t+1} \leq B_t - \lambda_e e_t^u + \lambda_e e_t^h, t = 0, \dots, N-1. \quad (32)$$

By summing up both sides of the above N equalities, taking the expectation, dividing both sides by $\lambda_e N$ and letting N go to infinity, we have

$$\lim_{N \rightarrow +\infty} \frac{1}{\lambda_e N} \mathbb{E} [B_N] \leq \lim_{N \rightarrow +\infty} \frac{1}{\lambda_e N} \mathbb{E} [B_0] - \lim_{N \rightarrow +\infty} \frac{1}{N} \sum_{t=0}^{N-1} \mathbb{E} [e_t^u - e_t^h]. \quad (33)$$

Since $B_t \leq \Omega < +\infty$, we have $\lim_{N \rightarrow +\infty} \frac{1}{\lambda_e N} \mathbb{E} [B_N] = \lim_{\lambda_e N \rightarrow +\infty} \frac{1}{N} \mathbb{E} [B_0] = 0$, i.e., (31c) is satisfied. Hence, any feasible solution of (P1) is also feasible to (P2), and thus $\bar{R}_{P1}^* \leq \bar{R}_{P2}^*$. \square

We denote the environment random event ω_t of the considered problem as an i.i.d process. We introduce a class of stationary and randomized policies called ω -only policy, which observes ω_t for each time slot t and makes control decisions independent of the queue backlogs Θ_t . To ensure the long-term requirements (10), (13c) and (31c), we assume (P2) is feasible and following Slater condition holds.

Assumption 1. There are constant $\epsilon > 0$ and $\varphi(\epsilon) \leq \bar{R}_{P2}^*$ and an ω -only policy Γ satisfying that

$$\mathbb{E} [r_t^\Gamma] = \varphi(\epsilon), \quad \mathbb{E} [e_t^{\text{edg}, \Gamma}] \leq c_{\text{th}} - \epsilon, \quad \mathbb{E} [e_t^{u, \Gamma} - e_t^{h, \Gamma}] \leq -\epsilon, \quad (34a)$$

$$\mathbb{E} [l_t^{\text{off}, \Gamma}] \leq \mathbb{E} [l_t^{\text{edg}, \Gamma}] - \epsilon, \quad \mathbb{E} [r_t^\Gamma] \leq \mathbb{E} [l_t^{\text{off}, \Gamma} + l_t^{\text{loc}, \Gamma}] - \epsilon. \quad (34b)$$

In the following Proposition 3, we show that PLySE achieves asymptotic optimality to the primary problem (P1), while satisfying the long-term constraints (10) and (13c).

Proposition 3. Under the proposed PLySE method, we have that:

- a) The achieved time average expected computation rate, denoted as \bar{R}_Ψ , satisfies that

$$\bar{R}_\Psi \geq \bar{R}_{P1}^* - \frac{D}{V}. \quad (35)$$

- b) The data queue stability (10) are guaranteed. In particular, the data queue length Q_t^U and Q_t^S satisfy that

$$\lim_{N \rightarrow +\infty} \frac{1}{N} \sum_{t=0}^N \mathbb{E} [Q_t^U] \leq \frac{D + V (\bar{R}_{P1}^* - \varphi(\epsilon))}{\epsilon} < +\infty, \quad (36a)$$

$$\lim_{N \rightarrow +\infty} \frac{1}{N} \sum_{t=0}^N \mathbb{E} [Q_t^S] \leq \frac{D + V (\bar{R}_{P1}^* - \varphi(\epsilon))}{\epsilon} < +\infty. \quad (36b)$$

- c) Z_t is strongly stable, and the long-term average power constraints (13c) is satisfied.

Proof. Please refer to Appendix D for detail. \square

According to Little's law, the network delay is proportional to the time-averaged data queue length. Proposition 3 indicates that the PLySE algorithm achieves an $[O(1/V), O(V)]$ sensing rate-delay tradeoff. In particular, as V increases, the sensing rate improves at the rate of $O(1/V)$, but at the cost of longer data queue length (processing delay) increasing at rate of $O(V)$.

V. NUMERICAL RESULTS

In this section, we evaluate the system performance via numerical simulations. We consider an MS deployed at $d_g = 500$ meters away from the PT. The communication distance between the MS and the WD is $d_h = 50$ meters and that between the WD and the PR is $d_{\bar{h}} = 50$ meters. We model all the channels as Rayleigh fading channels. Denote σ_g , σ_h , and $\sigma_{\bar{h}}$ as the path-loss exponents of channel MS-PT, MS-WD, and WD-PR, respectively. Then, we model the corresponding channel gain as $g_t = \varsigma_t H(d_g, \sigma_g)$, $h_t = \varsigma_t H(d_h, \sigma_h)$, and $\bar{h}_t = \varsigma_t H(d_{\bar{h}}, \sigma_{\bar{h}})$, respectively. Here, ς_t is an independent exponential random variable of unit mean, which captures the small-scale channel fading effect in time slot t . $H(d, \sigma)$ denotes the average channel gain that follows a path-loss model $H(d, \sigma) = G_A \left(\frac{3 \times 10^8}{4\pi f_c d} \right)^\sigma$, where $G_A = 4.11$ captures the total antenna gain and $f_c = 2.4$ GHz represents the carrier frequency. Unless otherwise statement, we set $\sigma_g = \sigma_h = \sigma_{\bar{h}} = 2.7$, the power budget at the MS $c_{th} = 1.6$ Joules, and the maximum sensing data size $r_{max} = 10$ Mbits. We initialize the data queue length and battery level to 0,

TABLE I: Simulation Parameters

$P_B = 33$ dBm	$p_{\max} = 20$ dBm	$e_{\text{unit}}^{\text{col}} = 10^{-8}$ Joules/bit	$T = 1$ sec
$W = 1$ MHz	$k_c = k_e = 10^{-26}$	$C = 100$ cycles/bit	$B_{\min} = 10^{-3}$ Joules
$\delta_s^2 = \delta_p^2 = -174$ dBm/Hz	$f_s = 4$ GHz	$f_{\max}^u = 400$ MHz	$V = 256 \times 10^7$

i.e., $Q_0^S = Q_0^U = B_0 = 0$. The energy arrival rate E_t^h is uniformly distributed in $[0, E_{\max}^h]$ with $E_{\max}^h = 0.6$ Joules. We consider the operation state indicator a_t of the PT follows a binomial distribution with expectation $\bar{a} = 0.6$. We refer to \bar{a} as the active rate of PT. Besides, we set the interference tolerance at the PR as $\Gamma_{\text{th}} = 5^3 \times W\delta_p^2$. The simulation length is set to $N = 6 \times 10^4$ time slots. The other parameters used in simulation are listed in Table I.

To verify the performance of the proposed PLySE method, we consider three representative methods as the benchmarks, all of which computes f_t^{s*} and r_t^* similar to PLySE (i.e., using (23) and (25), respectively), while determining p_t^{u*} and f_t^{u*} via following strategies:

- Local computing only (LCO): WD computes all tasks locally rather than task offloading. In this case, the optimal local CPU frequency f_t^{u*} is obtained by solving (26) with $p_t^{u*} = 0$. Specifically, $f_t^{u*} = \hat{f}_t^u$.
- Edge computing only (ECO): WD offloads all tasks to the MS for edge processing. In this case, the optimal transmit power p_t^{u*} is obtained by solving (26) with $f_t^{u*} = 0$. Specifically, $p_t^{u*} = \hat{p}_t^u$ if $Q_t^U - Q_t^S \geq 0$ or $p_t^{u*} = 0$, otherwise.
- Q_S -oblivious computation offloading (Q_S -oblivious): Instead of computing p_t^{u*} and f_t^{u*} using (29) where Q_t^S acts as a key factor, Q_S -oblivious method ignores the state of Q_S and obtains p_t^{u*} and f_t^{u*} by solving the following problem:

$$\max_{p_t^u, f_t^u} l_t^{\text{loc}} + l_t^{\text{off}}, \quad \text{s. t.} \quad (11), (26b), (26c). \quad (37)$$

Constrained by (26b), (37) is a non-convex optimization problem. Nonetheless, we can obtain the optimal solution of (37) following similar steps to solve (26), where the detail is omitted here for concision.

A. Feasibility of PLySE and Benchmark Methods

We first investigate the feasibility of the proposed PLySE algorithm and the three benchmark methods. For convenience, we denote the average energy consumption at the MS as $\bar{c} = \lim_{N \rightarrow +\infty} \frac{1}{N} \sum_{t=1}^N \mathbb{E} [e_t^{\text{edg}}]$. We consider two different average power budgets at the MS, i.e., $c_{\text{th}} = 1.6$ and 0.2 Joules, and plot in Fig. 2 the average data queue length \bar{Q}_U and \bar{Q}_S as well as the average energy consumption at the MS (denoted as \bar{c}) as the time proceeds, where

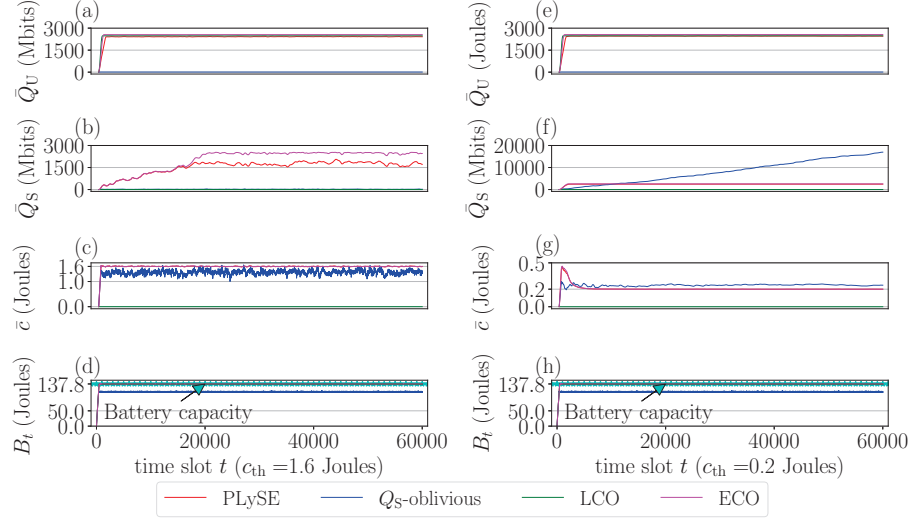


Fig. 2: Feasibility of PLySE and Benchmark methods.

each point is a moving-window average of 400 time slots. We also display in the figure the change of battery level B_t over time slot. The results in Fig. 2(a)-(d) show that all the methods provide feasible solutions to (P1) at a high average power budget $c_{th} = 1.6$. In particular, all the methods stabilize the data queues \bar{Q}_U and \bar{Q}_S in Fig. 2(a) and (b), respectively, where the proposed PLySE method achieves relative shorter data queues than ECO. Besides, they all satisfy the average energy consumption constraint 1.6 Joules in Fig. 2(c). We also observe that the battery levels fluctuate between 0 and the battery capacity over time, which means that all the methods respect the energy causality constraint (11) in every time slot. However, when we decrease c_{th} from 1.6 to 0.2, Q_S -oblivious yields an unstable \bar{Q}_S (as shown in in Fig. 2(f)), which increases almost linearly with time. This is because Q_S -oblivious offloads computing tasks to the MS regardless of the edge queue length. Besides, Q_S -oblivious does not satisfy the power budget c_{th} at the MS (as shown in in Fig. 2(g)). In contrast, as shown in Fig. 2(e)-(h), ECO, LCO, and the proposed PLySE methods still produce stable data queues and satisfy the average energy consumption and energy causality constraints.

B. Impact of Lyapunov Control Parameter V

In this subsection, we investigate the impact of parameter V to the performance of PLySE. As shown in Fig. 3, the data sensing rate \bar{R} increases with V and becomes saturated when V is large enough (i.e., $V \geq 256 \times 10^7$ here). However, as V increases, \bar{Q}_S , \bar{Q}_U and Ω become large and grow rapidly especially when $V > 256 \times 10^7$. These results are consistent with the theoretical analysis in section IV, where a larger V yields a larger battery capacity and longer data queues.

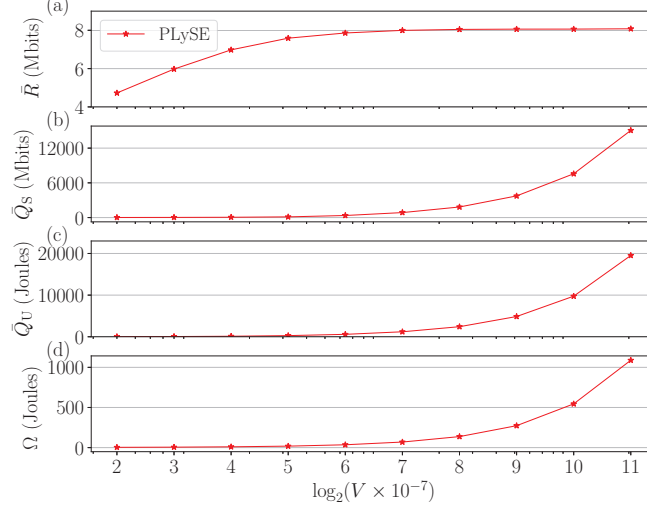


Fig. 3: System performance of PLYSE under different V

By adjusting the value of V , PLYSE offers a trade-off between the reduction of data queue length and increase of data sensing rate. In the following simulations, we set $V = 256 \times 10^7$, whereby PLYSE enjoys near-optimal data sensing rate with small data queue length and battery capacity.

C. Impact of Primary Link Activities

In this subsection, we investigate the impact of primary link activities on the data processing performance of PLYSE. In Fig. 4(a), we reveal the impact of interference tolerance at the PR to the task execution method. As shown in the figure, the local computing data size are almost constant when Γ_{th} varies, while the average offloading data size (i.e., the orange and green bars combined) increases with Γ_{th} . This is because that a larger Γ_{th} allows a higher transmit power at the WD. Interestingly, as Γ_{th} increases, the WD offloads less task data to the MS when the primary link is idle (i.e., $a_t = 0$), but more data when the primary link is active (i.e., $a_t = 1$), because the WD has a larger freedom to control its transmit power when the primary link is active to reduce the overall energy consumption.

Then, we plot in Fig. 4(b) the impact of active probability \bar{a} of primary link on the computation offloading and local computing behavior of the WD. It displays that the local computing data size is almost immune to the change of \bar{a} . Besides, since higher \bar{a} leaves the secondary MEC system less chance to access the licensed channel, the average offloading data size and total sensing data size decrease as \bar{a} increases. Meanwhile, because the primary link is active for a larger portion of time under a larger \bar{a} , the total task data offloaded when the primary link is active (inactive) increases (decreases) with \bar{a} .

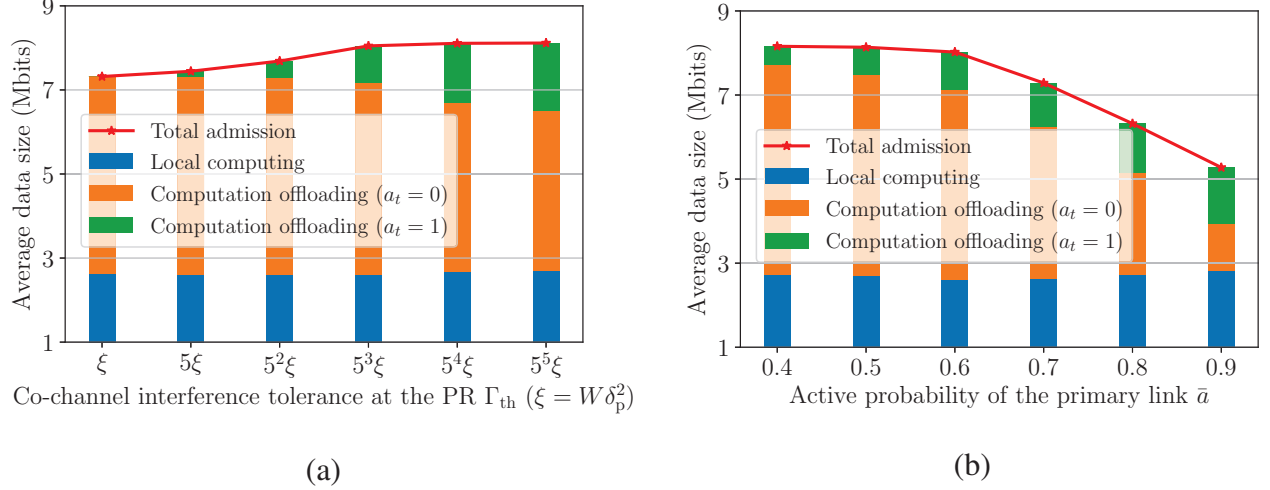


Fig. 4: The impact of (a) Γ_{th} and (b) \bar{a} on computation offloading and local computing.

D. Performance Comparison Under Various System Parameters

In order to show the effectiveness of the proposed PLYSE method, we compare PLYSE with the three benchmark methods in Fig. 5 considering various system parameters. For the Q_S -oblivious method, the points of unstable data queue are omitted.

We first examine in Fig. 5(a) the performance of PLYSE, ECO, LCO, and Q_S -oblivious methods under different path-loss exponent σ_h . For PLYSE, Q_S -oblivious and ECO, \bar{R} decreases with the rise of σ_h . This is for the reason that a larger σ_h results in a more severe signal attenuation during computation offloading. In particular, at a small $\sigma_h = 2.3$, the performance of PLYSE and ECO become saturated due to the limited system resources (e.g., constrained transmit power and CPU frequency) and inherent co-channel interference from the primal link, while Q_S -oblivious bears an unstable Q_S due to the surging offloading data at small σ_h . Because LCO does not perform task offloading, its data processing rate is not related to σ_h . As σ_h increases, crossovers can be observed between ECO and LCO as well as Q_S -oblivious and LCO. This is because that the WD tends to perform local computing at a large σ_h . Nevertheless, for all considered σ_h 's, the PLYSE method shows a significant superiority over the other benchmarks.

In Fig. 5(b), we depicts the long-term average data sensing rate as a function of the edge power budget c_{th} . For PLYSE and ECO, \bar{R} grows with the increase of c_{th} , and finally becomes steady due to the limited energy arrivals. Intuitively, LCO has constant data sensing performance unrelated to edge computing. For Q_S -oblivious, it maintains the data queue stability and yields constant \bar{R} when $c_{th} \geq 0.4$ Joules. However, its offloading rate overwhelms the edge processing

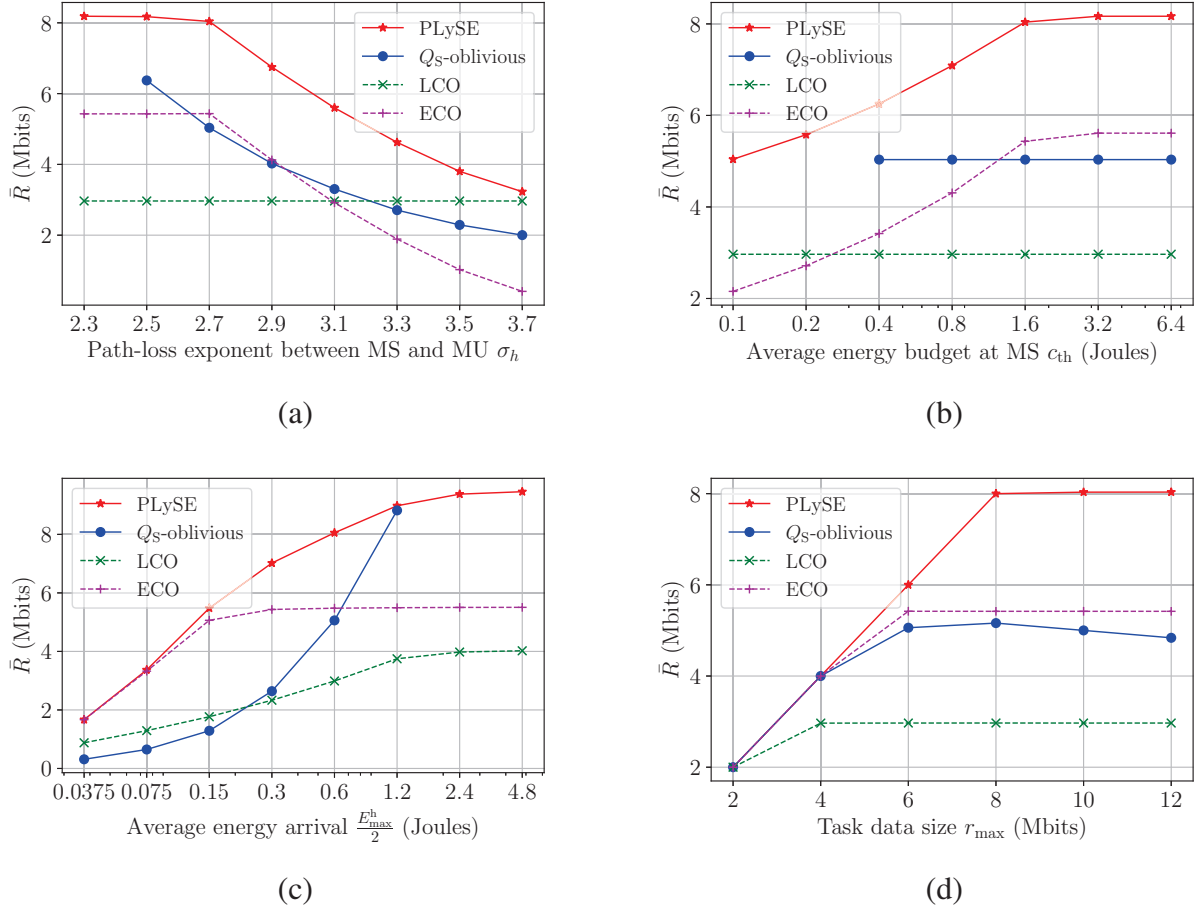


Fig. 5: Long-term average data sensing rate \bar{R} versus: (a) path-loss exponent between the MS and WD σ_h ; (b) power budget c_{th} at the MS; (c) average energy arrival rate $\frac{E_{max}^h}{2}$; and (d) maximum sensing data size r_{max} .

capability under stringent edge power constraint when $c_{th} < 0.4$, leading to infinite data queue backlog at the MS. Our proposed PLYSE method enlarges its performance gaps to the other benchmarks as c_{th} climbs. Specifically, it offers 46.7%, 132.8%, 65.2% higher average sensing rate than the Q_S -oblivious, LCO, and ECO, respectively.

We also investigate in Fig. 5(c) the impact of energy arrival rate on the average data sensing performance. Here, we vary the maximum energy arrival within a slot E_{max}^h , such that the average energy arrival rate is set as $\frac{E_{max}^h}{2}$ accordingly. It displays that the PLYSE method provides significant performance improvement compared with the benchmarks for all E_{max}^h considered. For all the methods, \bar{R} increases with the rise of E_{max}^h . This is because larger E_{max}^h allows higher local computing and task data offloading rate. Compared to the other three methods, Q_S -

oblivious is more sensitive to energy arrivals. In particular, Q_S -oblivious yields the worst data sensing performance when $E_{\max}^h = 0.0375$ Joules, but rapidly improves \bar{R} with increasing E_{\max}^h and finally achieve a similar \bar{R} to PLYSE at $E_{\max}^h = 1.2$ Joules. As E_{\max}^h grows, Q_S -oblivious leads to unstable data queue at the MS, while PLYSE, ECO and LCO achieve saturated \bar{R} due to the hardware constraints on transmit power and CPU frequency.

In Fig. 5(d), we further evaluate the data sensing performance under different task data size r_{\max} . For PLYSE, LCO, and ECO, \bar{R} grows with the increase of r_{\max} and finally arrives at a stable value due to limited resources on data processing. On the other hand, with the growth of r_{\max} , Q_S -oblivious first increases and then declines. This is due to the excessive energy consumption of Q_S -oblivious on local computing and task data offloading, which leads to lower battery level under a larger r_{\max} . This renders a higher sensing cost C_{sen} and thus suppressing the data sensing rate. Nevertheless, for all r_{\max} 's, the proposed PLYSE method significantly outperforms the three benchmark methods in terms of average data sensing rate.

VI. CONCLUSION

In this paper, we studied the optimal online policy design in a cognitive EH-MEC system. Aiming at maximizing the long-term average sensing rate while respecting the constraints on prescribed QoS requirement of primary link, long-term average power consumption at the mobile server and data queue stability, we developed an efficient online data sensing and processing algorithm named PLYSE. In particular, we formulated a multi-stage stochastic optimization problem and transformed the intractable problem into per-slot deterministic optimization via the perturbed Lyapunov optimization technique. We further proposed low-complexity algorithm that obtains the optimal solution of the per-slot problem. Besides, we proved that the proposed PLYSE algorithm achieves the optimal sensing rate asymptotically and meanwhile satisfying all the long-term constraints. The simulation results validated our analysis and demonstrated significant performance gain of the proposed PLYSE algorithm over the considered benchmark methods.

APPENDIX A
PROOF OF LEMMA 1

In the following, we derive an upper bound of (18). To begin with, we have that

$$\begin{aligned} \frac{1}{2} (Q_{t+1}^U)^2 - \frac{1}{2} (Q_t^U)^2 &= \frac{1}{2} (r_t - l_t^{\text{off}} - l_t^{\text{loc}})^2 + Q_t^U (r_t - l_t^{\text{off}} - l_t^{\text{loc}}) \\ &\leq \frac{1}{2} [(l_t^{\text{off}} + l_t^{\text{loc}})^2 + (r_t)^2] - Q_t^U (l_t^{\text{off}} + l_t^{\text{loc}} - r_t). \end{aligned} \quad (38)$$

By taking the conditional expectation on both sides of (38), we have

$$\mathbb{E} \left[\frac{1}{2} (Q_{t+1}^U)^2 - \frac{1}{2} (Q_t^U)^2 \mid \Theta_t \right] \leq D_1 - \mathbb{E} [Q_t^U (l_t^{\text{off}} + l_t^{\text{loc}} - r_t) \mid \Theta_t], \quad (39)$$

Here, D_1 is a constant obtained as

$$\mathbb{E} \left[\frac{1}{2} [(l_t^{\text{off}} + l_t^{\text{loc}})^2 + (r_t)^2] \right] \leq \frac{1}{2} [(l_{\max}^{\text{off}} + l_{\max}^{\text{loc}})^2 + (r_{\max})^2] \triangleq D_1, \quad (40)$$

where $l_{\max}^{\text{off}} = \mathbb{E} [WT \log_2 (1 + p_{\max} \gamma_t)]$ and $l_{\max}^{\text{loc}} = \frac{f_{\max}^u T}{C}$. Similarly, we have that

$$\mathbb{E} \left[\frac{1}{2} (Q_{t+1}^S)^2 - \frac{1}{2} (Q_t^S)^2 \mid \Theta_t \right] \leq D_2 - \mathbb{E} [Q_t^S (l_t^{\text{edg}} - l_t^{\text{off}}) \mid \Theta_t], \quad (41)$$

where $D_2 = \frac{1}{2} [(l_{\max}^{\text{off}})^2 + (l_{\max}^{\text{edg}})^2]$ and $l_{\max}^{\text{edg}} = \frac{f_{\max}^s T}{C}$.

For the battery queue, we have that

$$\begin{aligned} \frac{1}{2} \tilde{B}_{t+1}^2 - \frac{1}{2} \tilde{B}_t^2 &\leq \frac{1}{2} (B_t - \lambda_e e_t^u + \lambda_e e_t^h - \Omega)^2 - \frac{1}{2} (B_t - \Omega)^2 \\ &= \frac{1}{2} \lambda_e^2 (e_t^u - e_t^h)^2 - \lambda_e (B_t - \Omega) (e_t^u - e_t^h) \\ &\leq \frac{1}{2} [\lambda_e^2 (e_t^u)^2 + \lambda_e^2 (e_t^h)^2] - \lambda_e (B_t - \Omega) (e_t^u - e_t^h). \end{aligned} \quad (42)$$

By taking the conditional expectation on both sides of (38), we have

$$\mathbb{E} \left[\frac{1}{2} \tilde{B}_{t+1}^2 - \frac{1}{2} \tilde{B}_t^2 \mid \Theta_t \right] \leq D_3 - \mathbb{E} [\lambda_e (B_t - \Omega) (e_t^u - e_t^h) \mid \Theta_t], \quad (43)$$

where $D_3 = \frac{1}{2} [(\lambda_e e_{\max}^u)^2 + (\lambda_e e_{\max}^h)^2]$ and $e_{\max}^u = e_{\text{unit}}^{\text{col}} r_{\max} + p_{\max} T + \kappa_e (f_{\max}^u)^3 T$.

On the other hand, using the fact that $[\max(x, 0)]^2 \leq (x)^2$, we have

$$\begin{aligned} \frac{1}{2} Z_{t+1}^2 - \frac{1}{2} Z_t^2 &\leq \frac{1}{2} (\lambda_c e_t^{\text{edg}} - \lambda_c c_{\text{th}})^2 + Z_t \lambda_c (e_t^{\text{edg}} - c_{\text{th}}) \\ &\leq \frac{1}{2} (\lambda_c e_t^{\text{edg}})^2 + \frac{1}{2} (\lambda_c c_{\text{th}})^2 + Z_t \lambda_c (e_t^{\text{edg}} - c_{\text{th}}) \end{aligned} \quad (44)$$

Correspondingly, we have

$$\mathbb{E} \left[\frac{1}{2} Z_{t+1}^2 - \frac{1}{2} Z_t^2 \mid \Theta_t \right] \leq D_4 - \mathbb{E} [Z_t \lambda_c (c_{\text{th}} - e_t^{\text{edg}}) \mid \Theta_t], \quad (45)$$

where $D_4 = \frac{1}{2} [(\lambda_c e_{\max}^{\text{edg}})^2 + (\lambda_c c_{\text{th}})^2]$ and $e_{\max}^{\text{edg}} = \kappa_c (f_{\max}^s)^3 T$.

By summing up (39), (41), (43) and (45), we obtain an upper bound of Δ_V^t in (20).

APPENDIX B

PROOF OF PROPOSITION 1

Depending on the value of $Q_t^U - Q_t^S$, we solve (26) by considering the following two cases:

Case I: $Q_t^U - Q_t^S \geq 0$. Remind that $\tilde{B}_t = B_t - \Omega \leq 0$. In this case, $F(f_t^u)$ and $G(p_t^u)$ are concave functions and achieve maximum at $\tilde{f}_t^u = \sqrt{\frac{-Q_t^u}{3\lambda_e \tilde{B}_t \kappa_c C}}$ and $\tilde{p}_t^u = \frac{(Q_t^S - Q_t^U)W}{\lambda_e \tilde{B}_t \ln 2} - \frac{1}{\gamma_t}$, respectively. In a special case of $\tilde{B}_t = 0$, we set $\tilde{f}_t^u = f_{\max}^u$ and $\tilde{p}_t^u = p_{\text{th}}$. Denote $\hat{f}_t^u = \min(\tilde{f}_t^u, \bar{f}_{\text{th}})$ and $\hat{p}_t^u = \min(\max(\tilde{p}_t^u, 0), \bar{p}_{\text{th}})$. Then, the optimal solution must satisfy that $f_t^{u*} \in [0, \hat{f}_t^u]$ and $p_t^{u*} \in [0, \hat{p}_t^u]$, where both $F(f_t^u)$ and $G(p_t^u)$ are monotonically increasing. Let $\hat{l}_{\max}^{\text{loc}} = \frac{\hat{f}_t^u T}{C}$ and $\hat{l}_{\max}^{\text{off}} = WT \log_2(1 + \hat{p}_t^u \gamma_t)$ denote the maximum amount of data processed via local computing and computation offloading in time slot t , respectively. Then, the optimal solution of (26) can be obtained as below:

- When $\hat{l}_{\max}^{\text{off}} + \hat{l}_{\max}^{\text{loc}} \leq Q_t^U$, we can directly obtain that $f_t^{u*} = \hat{f}_t^u$ and $p_t^{u*} = \hat{p}_t^u$.
- When $\hat{l}_{\max}^{\text{off}} + \hat{l}_{\max}^{\text{loc}} > Q_t^U$, $\hat{l}_{\max}^{\text{off}} + \hat{l}_{\max}^{\text{loc}} = Q_t^U$ must hold at optimum. By substituting $p_t^u = \mathcal{F}_p(f_t^u)$ into $G(p_t^u)$, we can rewrite (26) as

$$\max_{f_t^u} U(f_t^u), \quad \text{s. t.} \quad f_t^{\text{lb}} \leq f_t^u \leq f_t^{\text{ub}}, \quad (46a)$$

where $U(f_t^u) = \lambda_e \tilde{B}_t [\mathcal{F}_p(f_t^u) T + \kappa_c (f_t^u)^3 T] + (Q_t^U)^2 + \frac{Q_t^S f_t^u T}{C} - Q_t^S Q_t^U$, $f_t^{\text{ub}} = \hat{f}_t^u$, and $f_t^{\text{lb}} = \max(0, \mathcal{F}_f(\hat{p}_t^u))$. When $\tilde{B}_t = 0$, $U(f_t^u) = (Q_t^U)^2 + \frac{Q_t^S f_t^u T}{C} - Q_t^S Q_t^U$ is a linear function of f_t^u . The optimal solution of (46) can be obtained as $f_t^{u*} = \hat{f}_t^u$ and thus $p_t^{u*} = \mathcal{F}_p(\hat{f}_t^u)$. When $\tilde{B}_t < 0$, $U(f_t^u)$ is a concave function. We assume $U(f_t^u)$ achieves maximum at \bar{f}_t^u , which can be obtained by solving equation

$$U'(f_t^u) = \frac{\partial U}{\partial f_t^u} = 3\lambda_e \kappa_c T \tilde{B}_t (f_t^u)^2 - \lambda_e \tilde{B}_t T A_0 2^{-\frac{f_t^u}{WC}} + \frac{T}{C} Q_t^S = 0, \quad (47)$$

where $A_0 = \frac{\ln 2}{WC \gamma_t} 2^{\frac{Q_t^U}{WC}}$.

Lemma 4. $U'(f_t^u)$ is a monotonically decreasing function of f_t^u and $U'(f_t^u) = 0$ has a unique solution $\bar{f}_t^u \in [0, +\infty)$.

Proof. By taking the derivative of U' in terms of f_t^u , we can easily find that $\frac{\partial U'}{\partial f_t^u} < 0$ for $f_t^u \in [0, +\infty)$. That is, $U'(f_t^u)$ is a monotonically decreasing function of f_t^u . When $f_t^u = 0$, $U'(f_t^u) = -\lambda_e T A_0 \tilde{B}_t + \frac{T}{C} Q_t^S > 0$. When $f_t^u \rightarrow +\infty$, $U'(f_t^u) \rightarrow -\infty$. Therefore, there is a unique solution $\bar{f}_t^u \in [0, +\infty)$ for $U'(f_t^u) = 0$. \square

Based on Lemma 4, we can obtain \bar{f}_t^u that satisfies $U'(\bar{f}_t^u) = 0$ using bi-section search method. Then, for the case of $\tilde{B}_t < 0$, the optimal solution of (46) can be given as $f_t^{u*} = \bar{f}_t^u$,

where $\check{f}_t^u = \min(\max(f_I^{\text{lb}}, \bar{f}_t^u), f_I^{\text{ub}})$. Correspondingly, $p_t^{u*} = \mathcal{F}_p(\check{f}_t^u)$.

Case II: $Q_t^U - Q_t^S < 0$. In this case, F is a concave function of f_t^u and G monotonically decreases with p_t^u . The optimal solution of (26) can be easily obtained as $p_t^{u*} = 0$ and $f_t^{u*} = \hat{f}_t^u$.

By summarizing the results in Case I and II, we finally obtain the optimal solution of (26) as shown in (29).

APPENDIX C

PROOF OF PROPOSITION 2

The main idea of proving Proposition 2 is to select an appropriate Ω to make constraint (11) implicit for any $B_t \in [0, \Omega]$. By initially setting $\Omega \geq \lambda_e e_{\max}^u + \lambda_e E_{\max}^h$, we prove Proposition 2 by considering following three cases depending on the value of B_t .

Case I: When $B_t \in [\lambda_e e_{\max}^u, \Omega]$, we have $B_{t+1} \leq \min(\Omega + \lambda_e E_{\max}^h, \Omega) = \Omega$ based on the energy dynamic (12). Because $B_t \geq \lambda_e e_{\max}^u \geq \lambda_e e_t^u$ for all feasible r_t , f_t^u and p_t^u , the energy causality constraint (11) is satisfied. Thus, we have $0 \leq B_{t+1} \leq \Omega$.

Case II: When $B_t \in [0, B_{\min}]$, we have $B_{t+1} \leq B_t + \lambda_e e_t^h \leq B_{\min} + \lambda_e E_{\max}^h < \Omega$. From (11), the WD stops consuming energy on data sensing and processing, i.e., $e_t^{\text{col}} = e_t^{\text{off}} = e_t^{\text{loc}} = 0$. The energy causality constraint (11) is satisfied and thus we have $0 \leq B_{t+1} < \Omega$.

Case III: When $B_t \in [B_{\min}, \lambda_e e_{\max}^u]$, we have $B_{t+1} \leq \lambda_e e_{\max}^u + \lambda_e E_{\max}^h \leq \Omega$. To satisfy the energy causality $\lambda_e e_t^u \leq B_t$ for all $B_t \in [B_{\min}, \lambda_e e_{\max}^u]$, one possible solution is to set an appropriate Ω , such that the energy cost on data collection is zero (i.e., $C_{\text{sen}} > 0$ and thus $r_t = 0$) and that on data transmission and local computing is less than B_{\min} . Accordingly, we derive the condition on Ω as follows.

- Based on (25), we have that $r_t = 0$ if $\frac{V - Q_t^U}{\lambda_e e_{\text{unit}}^{\text{col}}} + B_t < \frac{V}{\lambda_e e_{\text{unit}}^{\text{col}}} + \lambda_e e_{\max}^u \leq \Omega$, where the first inequality holds because $B_t \in [B_{\min}, \lambda_e e_{\max}^u]$ by assumption.
- Based on (29), we observe that the WD consumes the maximum energy on data transmission and local computing when $\{f_t^{u*}, p_t^{u*}\} = \{\hat{f}_t^u, \hat{p}_t^u\}$. To ensure $\lambda_e (e_t^{\text{off}} + e_t^{\text{loc}}) \leq B_{\min}$, it suffices to select an Ω that satisfies $\lambda_e (\hat{e}_t^{\text{off}} + \hat{e}_t^{\text{loc}}) \leq B_{\min}$, where $\hat{e}_t^{\text{off}} = \hat{p}_t^u T$ and $\hat{e}_t^{\text{loc}} = \kappa_e \left(\hat{f}_t^u\right)^3 T$. Recall that $\hat{p}_t^u = \min(\max(\bar{p}_t^u, 0), \bar{p}_{\text{th}})$ and $\hat{f}_t^u = \min(\check{f}_t^u, \bar{f}_{\text{th}})$, where $\check{f}_t^u = \sqrt{\frac{-Q_t^u}{3\lambda_e \bar{B}_t \kappa_c C}}$ and $\bar{p}_t^u = \frac{(Q_t^S - Q_t^U)W}{\lambda_e \bar{B}_t \ln 2} - \frac{1}{\gamma_t}$, respectively. In the following, we discuss the value of Ω considering two sub-cases:

a) When $\tilde{p}_t^u > 0$, we have $\hat{p}_t^u \leq \tilde{p}_t^u$. Using the result in Lemma 2 that $Q_t^U \leq V + r_{\max}$, we have

$$\hat{f}_t^u \leq \sqrt{\frac{-Q_t^u}{3\lambda_e \tilde{B}_t \kappa_c C}} \leq \sqrt{\frac{V + r_{\max}}{3\lambda_e (\Omega - \lambda_e e_{\max}^u) \kappa_c C}}, \quad (48a)$$

$$\hat{p}_t^u \leq \frac{(Q_t^S - Q_t^U) W}{\lambda_e \tilde{B}_t \ln 2} - \frac{1}{\gamma_t} \leq \frac{(V + r_{\max}) W}{\lambda_e (\Omega - \lambda_e e_{\max}^u) \ln 2}, \quad (48b)$$

where the first inequality of (48a) holds because $\hat{f}_t^u \leq \tilde{f}_t^u$. By submitting the right-hand sides of (48a) and (48b) into $\lambda_e (\hat{e}_t^{\text{off}} + \hat{e}_t^{\text{loc}}) \leq B_{\min}$, the inequality can be equivalently written as

$$H(\Omega) = \lambda_e \kappa_e \left(\sqrt{\frac{V + r_{\max}}{3\lambda_e (\Omega - \lambda_e e_{\max}^u) \kappa_c C}} \right)^3 T + \frac{(V + r_{\max}) W}{(\Omega - \lambda_e e_{\max}^u) \ln 2} T \leq B_{\min}. \quad (49)$$

Notice that $\Omega \geq \lambda_e e_{\max}^u$. It is obviously that $H(\Omega)$ is decreasing with Ω . Besides, $H(\Omega) \rightarrow +\infty$ when $\Omega \rightarrow \lambda_e e_{\max}^u$ and $H(\Omega) \rightarrow 0$ when $\Omega \rightarrow +\infty$. Therefore, there exists at least one $\Omega \in (\lambda_e e_{\max}^u, +\infty)$ that satisfies (49). After some simple mathematical manipulations, we can rewrite (49) as

$$\bar{H}(x) = A_1^2 x^3 + 2A_1 A_2 x^2 + A_2^2 x + A_3 \geq 0 \quad (50)$$

where $x = \Omega - \lambda_e e_{\max}^u$, $A_1 = \frac{3C\kappa_e B_{\min}}{\kappa_e (V + r_{\max}) T}$, $A_2 = -\frac{3CW\kappa_e}{\kappa_e \ln 2}$, $A_3 = -\frac{V + r_{\max}}{3\lambda_e C\kappa_e}$. $\bar{H}(x)$ is a cubic function and the three solutions of $\bar{H}(x) = 0$ can be given as

$$x_k = 2\sqrt{-\frac{\bar{A}_1}{3}} \cos \left[\frac{1}{3} \arccos \left(\frac{3\bar{A}_2}{2\bar{A}_1} \sqrt{-\frac{3}{\bar{A}_1}} \right) - \frac{2\pi k}{3} \right], \text{ for } k = 0, 1, 2, \quad (51)$$

Where $\bar{A}_1 = -\frac{A_2^2}{3A_1^2}$ and $\bar{A}_2 = \frac{-2A_2^3 + 27A_1 A_3}{27A_1^3}$.

Notice that $\bar{A}_1 < 0$ and the coefficient of x^3 in $\bar{H}(x)$ is $A_1^2 > 0$. Accordingly, we can satisfy (50) by selecting $x \geq x_{\max}$, i.e., $\Omega \geq x_{\max} + \lambda_e e_{\max}^u$, where $x_{\max} = \max_k (x_k)$.

b) When $\tilde{p}_t \leq 0$, we have $\hat{p}_t = 0$. In this sub-case, we need to select an Ω satisfying $\hat{e}_t^{\text{loc}} \leq B_{\min}$. That is,

$$\lambda_e \kappa_e \left(\sqrt{\frac{V + r_{\max}}{3\lambda_e (\Omega - \lambda_e e_{\max}^u) \kappa_c C}} \right)^3 T \leq B_{\min}. \quad (52)$$

Obviously, $\Omega \geq x_{\max} + \lambda_e e_{\max}^u$ also satisfies (52).

From the above discussions, we can set $\Omega \geq \max \left(\frac{V}{\lambda_e e_{\text{unit}}^{\text{col}}} + \lambda_e e_{\max}^u, x_{\max} + \lambda_e e_{\max}^u \right) + \lambda_e E_{\max}^h$ to meet the energy causality constraint (11) for all $B_t \in [0, \Omega]$, which ends the proof of Proposition 2.

APPENDIX D

PROOF OF PROPOSITION 3

To start with, we introduce the following two useful lemma to prove Proposition 3.

Lemma 5. The optimal utility \bar{R}_{P2}^* to the relaxed problem (P2) can be achieved arbitrarily closely by an ω -only policy, i.e., for any $\delta > 0$, there exists an ω -only policy Π , achieves

$$\mathbb{E}[r_t^\Pi] \geq l_{P2}^* - \delta, \quad (53)$$

while satisfying the constraints (1), (8), and (13d) in (P2), and

$$\mathbb{E}[e_t^{\text{edg}, \Pi} - c_{\text{th}}] \leq \delta, \quad \mathbb{E}[e_t^{\text{u}, \Pi} - e_t^{\text{h}, \Pi}] \leq \delta, \quad (54a)$$

$$\mathbb{E}[l_t^{\text{off}, \Pi}] \leq \mathbb{E}[l_t^{\text{edg}, \Pi}] + \delta, \quad \mathbb{E}[r_t^\Pi] \leq \mathbb{E}[l_t^{\text{off}, \Pi} + l_t^{\text{loc}, \Pi}] + \delta. \quad (54b)$$

Proof. The proof follows the framework of Theorem 4.5 in [25] and is omitted here for brevity. \square

Lemma 6. If Z_t is mean rate stable, i.e., $\lim_{N \rightarrow \infty} \frac{\mathbb{E}[Z_N]}{N} = 0$, then the average constraint (13c) is satisfied.

Proof. Using the sample path property (Lemma 2.1 in [25]), we have that

$$\frac{Z_N}{N} - \frac{Z_0}{N} \geq \frac{1}{N} \sum_{t=1}^N (e_t^{\text{edg}} - c_{\text{th}}). \quad (55)$$

Dropping the negative terms $\frac{Z_0}{N}$, taking the expectation of the equation above and letting $N \rightarrow \infty$, we have that

$$\lim_{N \rightarrow \infty} \frac{\mathbb{E}[Z_N]}{N} \geq \lim_{N \rightarrow \infty} \frac{1}{N} \sum_{t=1}^N \mathbb{E}[e_t^{\text{edg}} - c_{\text{th}}]. \quad (56)$$

Submitting $\lim_{N \rightarrow \infty} \frac{\mathbb{E}[Z_N]}{N} = 0$, then we have $\lim_{N \rightarrow \infty} \frac{1}{N} \sum_{t=1}^N \mathbb{E}[e_t^{\text{edg}}] \leq c_{\text{th}}$, which completes the proof. \square

Proof of Proposition 3: Consider the upper bound on the Lyapunov drift-plus-penalty function (20). We denote the policy produced by PLySE as Ψ . Since the solution of PLySE minimizes the upper bound on the Lyapunov drift-plus-penalty function Δ_V^t , the following inequality holds:

$$\begin{aligned} \Delta_V^t &= \Delta^t - V\mathbb{E}[r_t | \Theta_t] \\ &\leq D - \mathbb{E} \left\{ V r_t^\Psi + Z_t \lambda_c (c_{\text{th}} - e_t^{\text{edg}, \Psi}) + \lambda_e (B_t - \Omega) (e_t^{\text{u}, \Psi} - e_t^{\text{h}, \Psi}) + Q_t^U (l_t^{\text{off}, \Psi} + l_t^{\text{loc}, \Psi} - r_t^\Psi) + Q_t^S (l_t^{\text{edg}, \Psi} - l_t^{\text{off}, \Psi}) \mid \Theta_t \right\} \\ &\leq D - \mathbb{E} \left\{ V r_t^\Pi + Z_t \lambda_c (c_{\text{th}} - e_t^{\text{edg}, \Pi}) + \lambda_e (B_t - \Omega) (e_t^{\text{u}, \Pi} - e_t^{\text{h}, \Pi}) + Q_t^U (l_t^{\text{off}, \Pi} + l_t^{\text{loc}, \Pi} - r_t^\Pi) + Q_t^S (l_t^{\text{edg}, \Pi} - l_t^{\text{off}, \Pi}) \mid \Theta_t \right\} \\ &\stackrel{(\dagger)}{=} D - \mathbb{E}[V r_t^\Pi] + \mathbb{E} \left[Z_t \lambda_c (e_t^{\text{edg}, \Pi} - c_{\text{th}}) \right] + \mathbb{E} \left[\lambda_e (\Omega - B_t) (e_t^{\text{u}, \Pi} - e_t^{\text{h}, \Pi}) \right] \\ &\quad + \mathbb{E} \left[Q_t^U (r_t^\Pi - l_t^{\text{off}, \Pi} - l_t^{\text{loc}, \Pi}) \right] + \mathbb{E} \left[Q_t^S (l_t^{\text{off}, \Pi} - l_t^{\text{edg}, \Pi}) \right] \\ &\stackrel{(\ddagger)}{\leq} D - V(\bar{R}_{P2}^* - \delta) + [Z_t \lambda_c + Q_t^S + \lambda_e \Omega + Q_{\max}^U] \delta, \end{aligned} \quad (57)$$

where (\dagger) holds for the independence of policy Π on Θ_t and (\ddagger) is obtained by plugging (54).

Let $\delta \rightarrow 0$, we have that

$$\Delta^t - V\mathbb{E}[r_t^\Psi | \Theta_t] \leq D - V\bar{R}_{P2}^*. \quad (58)$$

By summing up the both sides of (58) from $t = 1$ to N , and taking iterated expectations and telescoping sums, then normalizing by VN , we have that

$$\frac{\mathbb{E}[\Phi_t] - \mathbb{E}[\Phi_0]}{NV} - \frac{1}{N} \sum_{t=0}^{N-1} \mathbb{E}[r_t^\Psi] \leq \frac{D}{V} - \bar{R}_{P2}^*. \quad (59)$$

By rearranging terms and letting $N \rightarrow \infty$, we prove a) that

$$\bar{R}_\Psi = \lim_{N \rightarrow +\infty} \frac{1}{N} \sum_{t=0}^{N-1} \mathbb{E}[r_t^\Psi] \geq \bar{R}_{P2}^* - \frac{D}{V} \stackrel{(\S)}{\geq} \bar{R}_{P1}^* - \frac{D}{V}, \quad (60)$$

where \S is due to $\bar{R}_{P1}^* \leq \bar{R}_{P2}^*$.

To prove b), we plug the stationary and randomized policy Γ that satisfies the Slater conditions (34) into the RHS of the inequality (\dagger) in (57). By removing the negative term $-\epsilon \lambda_e (\Omega - B_t)$, we obtain that

$$\Delta^t - V \mathbb{E}[r_t^\Psi | \Theta_t] \leq D - V \varphi(\epsilon) - (Z_t \lambda_c + Q_t^S + Q_t^U) \epsilon. \quad (61)$$

Taking iterated expectations and telescoping sums, and normalizing by $N\epsilon$, we have that

$$\frac{\mathbb{E}[\Phi_t] - \mathbb{E}[\Phi_0]}{N\epsilon} - \frac{V}{N\epsilon} \sum_{t=0}^{N-1} \mathbb{E}[r_t^\Psi] \leq \frac{D - V \varphi(\epsilon)}{\epsilon} - \frac{1}{N} \sum_{t=0}^N \mathbb{E}[Z_t \lambda_c + Q_t^S + Q_t^U]. \quad (62)$$

Letting $N \rightarrow \infty$, rearranging the terms and using the fact that $\lim_{N \rightarrow +\infty} \frac{1}{N} \sum_{t=0}^{N-1} \mathbb{E}[r_t^\Psi] \leq \bar{R}_{P1}^*$, we have

$$\lim_{N \rightarrow +\infty} \frac{1}{N} \sum_{t=0}^N \mathbb{E}[Z_t \lambda_c + Q_t^S + Q_t^U] \leq \frac{D + V (\bar{R}_{P1}^* - \varphi(\epsilon))}{\epsilon}, \quad (63)$$

which implies the strong stability of Q_t^U , Q_t^S and Z_t , i.e.,

$$\lim_{N \rightarrow +\infty} \frac{1}{N} \sum_{t=0}^N \mathbb{E}[Q_t^U] < \infty, \lim_{N \rightarrow +\infty} \frac{1}{N} \sum_{t=0}^N \mathbb{E}[Q_t^S] < \infty, \lim_{N \rightarrow +\infty} \frac{1}{N} \sum_{t=0}^N \mathbb{E}[Z_t] < \infty. \quad (64)$$

Since Z_t , Q_t^U and Q_t^S are non-negative, we obtain the results in (36). Meanwhile, because strong stability implies mean rate stable (see Theorem 2.8 in [25]), the long-term average power constraint (13c) is satisfied according to Lemma 6, which proves c).

REFERENCES

- [1] X. Li, S. Bi, and H. Wang, "Online cognitive data sensing and processing optimization in energy-harvesting edge computing systems," submitted to *Proc. IEEE/CIC IEEE/CIC International Conference on Communications in China (ICCC)* 2021.
- [2] G. Aceto, V. Persico, and A. Pescap, "A survey on information and communication technologies for industry 4.0: State-of-the-art, taxonomies, perspectives, and challenges," *IEEE Commun. Surv. Tutor.*, vol. 21, no. 4, pp. 3467–3501, Aug. 2019.
- [3] Y. Mao, C. You, J. Zhang, K. Huang, and K. B. Letaief, "A survey on mobile edge computing: the communication perspective," *IEEE Commun. Surv. Tutor.*, vol. 19, no. 4, pp. 2322–2358, Aug. 2017.
- [4] S. Bi and Y. J. Zhang, "Computation rate maximization for wireless powered mobile-edge computing with binary computation offloading," *IEEE Trans. Wireless Commun.*, vol. 17, no. 6, pp. 4177–4190, Jun. 2018.
- [5] C. You, K. Huang, and H. Chae, "Energy efficient mobile cloud computing powered by wireless energy transfer," *IEEE J. Sel. Areas Commun.*, vol. 34, no. 5, pp. 1757–1771, May 2016.

- [6] L. Huang, S. Bi, and Y.-J. A. Zhang, "Deep reinforcement learning for online computation offloading in wireless powered mobile-edge computing networks," *IEEE Trans. Mob. Comput.*, vol. 19, no. 11, pp. 2581–2593, Nov. 2020.
- [7] S. Ulukus, A. Yener, E. Erkip, O. Simeone, M. Zorzi, P. Grover, and K. Huang, "Energy harvesting wireless communications: A review of recent advances," *IEEE J. Sel. Areas Commun.*, vol. 33, pp. 360–381, Mar. 2015.
- [8] P. Kamalinejad, C. Mahapatra, Z. Sheng, S. Mirabbasi, V. C. M. Leung, and Y. L. Guan, "Wireless energy harvesting for the Internet of Things," *IEEE Commun. Mag.*, vol. 53, no. 6, pp. 102–108, Jun. 2015.
- [9] J. Xu, L. Chen, and S. Ren, "Online learning for offloading and autoscaling in energy harvesting mobile edge computing," *IEEE Trans. Cogn. Commun. Netw.*, vol. 3, pp. 361–373, Sep. 2017.
- [10] M. Min, L. Xiao, Y. Chen, P. Cheng, D. Wu, and W. Zhuang, "Learning-based computation offloading for IoT devices with energy harvesting," *IEEE Trans. Veh. Technol.*, vol. 68, pp. 1930–1941, Feb. 2019.
- [11] G. Zhang, W. Zhang, Y. Cao, D. Li, and L. Wang, "Energy-delay tradeoff for dynamic offloading in mobile-edge computing system with energy harvesting devices," *IEEE Trans. Industr. Inform.*, vol. 14, pp. 4642–4655, Oct. 2018.
- [12] H. Wu, L. Chen, C. Shen, W. Wen, and J. Xu, "Online geographical load balancing for energy-harvesting mobile edge computing," in *Proc. IEEE International Conference on Communications (ICC)*, Kansas City, USA, May 2018, pp. 1938–1883.
- [13] Y. Mao, J. Zhang, and K. B. Letaief, "Dynamic computation offloading for mobile-edge computing with energy harvesting devices," *IEEE J. Sel. Areas Commun.*, vol. 34, pp. 3590–3605, Dec. 2016.
- [14] Y. Chen, Y. Zhang, Y. Wu, L. Qi, X. Chen, and X. Shen, "Joint task scheduling and energy management for heterogeneous mobile edge computing with hybrid energy supply," *IEEE Internet Things J.*, vol. 7, pp. 8419–8429, Sep. 2020.
- [15] Z. Quan, S. Cui, H. V. Poor, and A. H. Sayed, "Collaborative wideband sensing for cognitive radios," *IEEE Signal Process. Mag.*, vol. 25, no. 6, pp. 60–73, Nov. 2008.
- [16] Q. Wu, G. Ding, Y. Xu, S. Feng, Z. Du, J. Wang, and K. Long, "Cognitive Internet of Things: A new paradigm beyond connection," *IEEE Internet Things J.*, vol. 1, pp. 129–143, Apr. 2014.
- [17] A. A. Khan, M. H. Rehmani, and A. Rachedi, "Cognitive-radio-based Internet of Things: Applications, architectures, spectrum related functionalities, and future research directions," *IEEE Wirel. Commun.*, vol. 24, pp. 17–25, Jun. 2017.
- [18] B. Liu, J. Wang, S. Ma, F. Zhou, Y. Ma, and G. Lu, "Energy-efficient cooperation in mobile edge computing-enabled cognitive radio networks," *IEEE Access*, vol. 7, pp. 45 382–45 394, Apr. 2019.
- [19] P. A. Apostolopoulos, E. E. Tsiropoulou, and S. Papavassiliou, "Cognitive data offloading in mobile edge computing for Internet of Things," *IEEE Access*, vol. 8, pp. 55 736–55 749, Mar. 2020.
- [20] X. Zhang, A. Pal, and S. Debroy, "Deep reinforcement learning based energy-efficient task offloading for secondary mobile edge systems," in *2020 IEEE 45th LCN Symposium on Emerging Topics in Networking (LCN Symposium)*, Sydney, Australia, Nov. 2020, pp. 48–59.
- [21] P. Si, H. Liang, W. Wu, and Y. Zhang, "Joint resource management in cognitive radio and edge computing based industrial wireless networks," in *Proc. IEEE Global Communications Conference (GLOBECOM)*, Singapore, Dec. 2017, pp. 1–6.
- [22] J. Du, F. R. Yu, X. Chu, J. Feng, and G. Lu, "Computation offloading and resource allocation in vehicular networks based on dual-side cost minimization," *IEEE Trans. Veh. Technol.*, vol. 68, no. 2, pp. 1079–1092, Nov. 2018.
- [23] S. Bi, L. Huang, and Y.-J. A. Zhang, "Joint optimization of service caching placement and computation offloading in mobile edge computing systems," *IEEE Trans. Wireless Commun.*, vol. 19, no. 7, pp. 4947–4963, Jul. 2020.
- [24] T. Liu, X. Qu, and W. Tan, "Online optimal control for wireless cooperative transmission by ambient RF powered sensors," *IEEE Trans. Wireless Commun.*, vol. 19, pp. 6007–6019, Jun. 2020.
- [25] M. J. Neely, "Stochastic network optimization with application to communication and queueing systems". Morgan & Claypool, 2010.