

Near-Optimal Linear Regression under Distribution Shift

Qi Lei^{*}, Wei Hu[†], and Jason D. Lee[‡]

December 9, 2021

Abstract

Transfer learning is essential when sufficient data comes from the source domain, with scarce labeled data from the target domain. We develop estimators that achieve minimax linear risk for linear regression problems under distribution shift. Our algorithms cover different transfer learning settings including covariate shift and model shift. We also consider when data are generated from either linear or general nonlinear models. We show that linear minimax estimators are within an absolute constant of the minimax risk even among nonlinear estimators for various source/target distributions.

1 Introduction

The success of machine learning crucially relies on the availability of labeled data. The data labeling process usually requires extensive human labor and can be very expensive and time-consuming, especially for large datasets like ImageNet (Deng et al., 2009). On the other hand, models trained on one dataset, despite performing well on test data from the same distribution they are trained on, are often sensitive to *distribution shifts*, i.e., they do not adapt well to related but different distributions. Even small distributional shift can result in substantial performance degradation (Lu et al., 2020; Recht et al., 2018).

Transfer learning has been an essential paradigm to tackle the challenges associated with insufficient labeled data (Long et al., 2017; Pan and Yang, 2009; Weiss et al., 2016). The main idea is to make use of a *source domain* with plentiful labeled data (e.g., ImageNet) and to learn a model that performs well on the *target domain* (e.g., medical images) where few or no labels are available. Despite the lack of labeled data, we may still use unlabeled data from the target domain,

^{*}Princeton University. Email: qilei@princeton.edu

[†]Princeton University. Email: huwei@cs.princeton.edu

[‡]Princeton University. Email: jasonlee@princeton.edu

which are usually much easier to obtain and can provide helpful marginal distribution information about the target domain. Although this approach is integral to many applications, many fundamental questions are left open even in very basic settings.

In this work, we focus on the setting of *linear regression under distribution shift* and ask the fundamental question of how to optimally learn a linear model for the target domain, using labeled data from a source domain and unlabeled data (and possibly limited unlabeled data) from the target domain. We design a two-stage meta-algorithm that addresses this problem in various settings, including covariate shift (i.e., when $p(\mathbf{x})$ changes) and model shift (i.e., when $p(y|\mathbf{x})$ changes). Following the meta-algorithm, we develop estimators that achieve *near minimax risk* (up to universal constant factors) among all linear estimation rules under some standard data concentration properties. Here linear estimators refer to all estimators that depend linearly on the label vector; these include almost all popular estimators known in linear regression, such as ridge regression and its variants. When the second moment matrix of input variables in source and target domains commute, we prove that our estimators achieve near minimax risk among all possible estimators. We also provide a separation result demonstrating our algorithm can be better than ridge regression by a multiplicative factor of $\tilde{O}(d^{-1/4})$.

A crucial insight from our results is that when covariate shift is present, we need to apply data-dependent regularization that adapts to changes in the input distribution. For linear regression, this is characterized by the input covariances of source and target tasks, estimated using unlabeled data. Our experiments verify that our estimator has significant improvement over ridge regression and similar heuristics.

1.1 Related work

Different types of distribution shift are introduced in Quionero-Candela et al. (2009); Storkey (2009). Specifically, covariate shift occurs when the marginal distribution on $P(\mathbf{x})$ changes from source to target domain (Heckman, 1979; Huang et al., 2007; Shimodaira, 2000). Wang and Schneider (2015); Wang et al. (2014) tackle model shift ($P(y|\mathbf{x})$) provided the change is smooth as a function of \mathbf{x} . Sun et al. (2011) design a two-stage reweighting method based on both covariate shift and model shift. Other methods like the change of representation, adaptation through instance pruning are proposed in Jiang and Zhai (2007). In this work, we focus on the above two kinds of distribution shifts. Other distribution shift settings involving label/target shift ($P(y)$) and conditional shift ($P(\mathbf{x}|y)$) are beyond the scope of this paper. Some prior work also focuses on these settings (See reference therein (Lipton et al., 2018; Saerens et al., 2002; Zhang et al., 2013)). For instance, Zhang et al. (2013) exploits the benefit of multi-layer adaptation by a location-scale transformation on \mathbf{x} .

Transfer learning/domain adaptation are sub-fields within machine learning to cope with distribution shift. A variety of prior work falls into the following categories. 1) Importance-reweighting is mostly used in the covariate shift (Cortes and Mohri, 2014; Cortes et al., 2010; Huang et al., 2007; Shimodaira, 2000); 2) One fruitful line of work focuses on exploring robust/causal features or domain-invariant representations (Wu et al., 2019) through invariant risk minimization (Arjovsky et al., 2019) and its variants Ahuja et al. (2020); Kamath et al. (2021); Rosenfeld et al. (2021), distributional robust minimization (Sagawa et al., 2019), human annotation (Srivastava et al., 2020),

adversarial training (Ganin et al., 2016; Long et al., 2017), or through variants of consistency regularization (Baktashmotlagh et al., 2013; Cai et al., 2021; Cortes and Mohri, 2011; Cortes et al., 2019; Gong et al., 2013; Gretton et al., 2012; Li et al., 2018; Long et al., 2013; Pan et al., 2010; Sun and Saenko, 2016; Sun et al., 2016; Wang and Schneider, 2014; Zhang et al., 2013); 3) Several approaches seek gradual domain adaptation (Abnar et al., 2021; Chen et al., 2021; Glorot et al., 2011; Gong et al., 2012; Gopalan et al., 2011; Kumar et al., 2020) through self-training or a gradual change in the training distribution.

Some more theoretical work derived generalization upper and lower bound based on the source and target distributional discrepancy (Albuquerque et al., 2019; Ben-David et al., 2010; David et al., 2010; Hanneke and Kpotufe, 2019; Tachet des Combes et al., 2020; Zhao et al., 2019).

Near minimax estimations are introduced in Donoho (1994) for linear regression problems with Gaussian noise. For a more general setting, Juditsky et al. (2009) estimate the linear functional using convex programming. Blaker (2000) compares ridge regression with a minimax linear estimator using weighted squared error. Kalan et al. (2020) considers a setting similar to this work of minimax estimator under distribution shift but focuses on computing the lower bound for the linear and one-hidden-layer neural network under distribution shift.

2 Preliminary

We formalize the setting considered in this paper for transfer learning under the distribution shift.

Notation and setup. Let $p_S(\mathbf{x})$ and $p_T(\mathbf{x})$ be the marginal distribution for \mathbf{x} in source and target domain. The associated second-moment matrices are $\Sigma_S := \mathbb{E}_{p_S}[\mathbf{x}\mathbf{x}^\top]$, and $\Sigma_T := \mathbb{E}_{p_T}[\mathbf{x}\mathbf{x}^\top]$. Labeled data (\mathbf{x}, y) satisfies $\mathbb{E}_{p_S}[y|\mathbf{x}] = \mathbb{E}_{p_T}[y|\mathbf{x}] = f^*(\mathbf{x})$ and $y = f^*(\mathbf{x}) + z$ with Gaussian noise $z \sim \mathcal{N}(0, \sigma^2)$. We consider both linear ($f^*(\mathbf{x}) := \mathbb{E}[y|\mathbf{x}] = \mathbf{x}^\top \boldsymbol{\beta}^*$) and general nonlinear data generation model. When the optimal linear model changes from source to domain we add a subscript for distinction, i.e., $\boldsymbol{\beta}_S^*$ and $\boldsymbol{\beta}_T^*$. We use bold (\mathbf{x}) symbols for vectors, lower case letter (x) for scalars and capital letter (A) for matrices.

We observe n_S, n_T labeled samples from source and target domain, and n_U unlabeled target samples. Labeled data is scarce in target domain: $n_S \gg n_T$ and n_T can be 0. Specifically, data is collected as $X_S = [\mathbf{x}_1^\top | \mathbf{x}_2^\top | \cdots | \mathbf{x}_{n_S}^\top]^\top \in \mathbb{R}^{n_S \times d}$, with $\mathbf{x}_i, i \in [n_S]$ drawn from p_S , noise $\mathbf{z} = [z_1, z_2, \cdots, z_{n_S}]^\top, z_i \sim \mathcal{N}(0, \sigma^2)$. $\mathbf{y}_S = [y_1, y_2, \cdots, y_{n_S}]^\top \in \mathbb{R}^{n_S}$, $\mathbf{y}_T \in \mathbb{R}^{n_T}$ and $X_U \in \mathbb{R}^{n_U \times d}$ are similarly defined). Denote by $\hat{\Sigma}_S = X_S^\top X_S / n_S$ the empirical second-moment matrix. The positive part of a number is denoted by $(x)_+$.

Minimax (linear) risk. In this work, we focus on designing linear estimators $\hat{\boldsymbol{\beta}} : \mathbb{R}^n \rightarrow \mathbb{R}^d, \mathbf{y}_S \rightarrow A\mathbf{y}_S$ ¹ for $\boldsymbol{\beta}_T^* \in \mathcal{B}$. Here $\boldsymbol{\beta}_T^*$ is the optimal linear model in target domain ($:= \arg \min_{\boldsymbol{\beta}} \mathbb{E}_{\mathbf{x} \sim p_T, z \sim \mathcal{N}(0, \sigma^2)}[(f^*(\mathbf{x}) + z - \mathbf{x}^\top \boldsymbol{\beta})^2]$).²

¹ $A \in \mathbb{R}^{d \times n}$ may depend in an arbitrary way on X_S, n_S , or Σ_T . The estimator is linear in the observation \mathbf{y}_S .

² We do not distinguish linear and affine regression since one could simply add another constant coordinate to \mathbf{x} to take into consideration the intercept part.

Our estimator is evaluated by the excess risk on target domain, with the worst case β_T^* in some set \mathcal{B} : $L_{\mathcal{B}}(\hat{\beta}) = \max_{\beta^* \in \mathcal{B}} \mathbb{E}_{\mathbf{y}_S} \mathbb{E}_{\mathbf{x} \sim p_T} \left(\mathbf{x}^\top (\hat{\beta}(\mathbf{y}_S) - \beta_T^*) \right)^2$. Minimax linear risk and minimax risk among all estimators are respectively defined as:

$$R_L(\mathcal{B}) \equiv \min_{\hat{\beta} \text{ linear in } \mathbf{y}_S} L_{\mathcal{B}}(\hat{\beta}); \quad R_N(\mathcal{B}) \equiv \min_{\hat{\beta}} L_{\mathcal{B}}(\hat{\beta}).$$

The subscript ‘‘N’’ or ‘‘L’’ is a mnemonic for ‘‘non-linear’’ or ‘‘linear’’ estimators. R_N is the optimal risk with no restriction placed on the class of estimators. R_L only considers the linear function class for $\hat{\beta}$. Minimax linear estimator and minimax estimator are the estimators that respectively attain R_L and R_N within universal multiplicative constants. Normally we only consider $\mathcal{B} = \{\beta \mid \|\beta\|_2 \leq r\}$. When there is no ambiguity, we simplify $\hat{\beta}(\mathbf{y}_S)$ by $\hat{\beta}$.

Our meta-algorithm. Our paper considers different settings with distribution shift. Our methods are unified under the following meta-algorithm:

- Step 1: Construct an unbiased sufficient statistic $\hat{\beta}_{SS}$ ³ for the unknown parameter.
- Step 2: Construct $\hat{\beta}_{MM}$, a linear function of the sufficient statistic $\hat{\beta}_{SS}$ that minimizes $L_{\mathcal{B}}(\hat{\beta}_{MM})$.

For each setting, we will show that $\hat{\beta}_{MM}$ achieves linear minimax risk R_L . Furthermore, under some conditions, the minimax risk R_N is uniformly lower bounded by a universal constant times $L_{\mathcal{B}}(\hat{\beta}_{MM})$.

Outline. In the sections below, we tackle the problem in several different settings. In Section 3, we design algorithms with only covariate shift and linear data-generation models (f^* is linear) for unsupervised domain adaptation ($n_T = 0$) in Section 3.1, and supervised domain adaptation ($n_T > 0$) in Section 3.4. Section 4 is about linear regression with approximation error ($n_T = 0$ and $f^*(\mathbf{x})$ is a general nonlinear function). Finally we consider model shift for linear models ($\beta_S^* \neq \beta_T^*$) in Section 5.

3 Covariate shift with linear models

In this section, we consider the setting with only covariate shift and f^* is linear. That is, only Σ_S (marginal distribution $p_S(\mathbf{x})$) changes to Σ_T (marginal distribution $p_T(\mathbf{x})$), but $f^* = \mathbb{E}[y|\mathbf{x}] = \mathbf{x}^\top \beta^*$ (conditional distribution $p(y|\mathbf{x})$) is shared.

³With samples \mathbf{y}_S , a statistic $t = T(\mathbf{y}_S)$ is sufficient for the underlying parameter β^* if the conditional probability distribution of the data \mathbf{y}_S , given the statistic $t = T(\mathbf{y}_S)$, does not depend on the parameter β^* .

3.1 Unsupervised domain adaptation with linear models

We observe n_S samples from source domain: $\mathbf{y}_S = X_S \boldsymbol{\beta}^* + \mathbf{z}$, $\mathbf{z} \sim \mathcal{N}(0, \sigma^2 I)$ and only some unlabeled samples X_U from the target domain. Our goal is to find the minimax linear estimator $\hat{\boldsymbol{\beta}}_{\text{MM}}(\mathbf{y}_S) = A \mathbf{y}_S$ with some linear mapping A that attains $R_L(\mathcal{B})$ ⁴.

Following our meta-algorithm, let $\hat{\boldsymbol{\beta}}_{\text{SS}} = \frac{1}{n_S} \hat{\Sigma}_S^{-1} X_S^\top \mathbf{y}_S$ ⁵ be an unbiased sufficient statistic for $\boldsymbol{\beta}^*$:

$$\begin{aligned} \hat{\boldsymbol{\beta}}_{\text{SS}} &= \frac{1}{n_S} \hat{\Sigma}_S^{-1} X_S^\top \mathbf{y}_S = \frac{1}{n_S} \hat{\Sigma}_S^{-1} X_S^\top X_S \boldsymbol{\beta}^* + \frac{1}{n_S} \hat{\Sigma}_S^{-1} X_S^\top \mathbf{z}. \\ &= \boldsymbol{\beta}^* + \frac{1}{n_S} \hat{\Sigma}_S^{-1} X_S^\top \mathbf{z} \sim \mathcal{N}\left(\boldsymbol{\beta}^*, \frac{\sigma^2}{n_S} \hat{\Sigma}_S^{-1}\right). \end{aligned} \quad (1)$$

The fact that $\hat{\boldsymbol{\beta}}_{\text{SS}}(\mathbf{y}_S)$ is a sufficient statistic for $\boldsymbol{\beta}^*$ is proven in Claim 3.9 for a more general case, using the Fisher-Neyman factorization theorem. We prove that the minimax linear estimator is of the form $\hat{\boldsymbol{\beta}}_{\text{MM}} = C \hat{\boldsymbol{\beta}}_{\text{SS}}$ and then design algorithms that calculate the optimal C .

Claim 3.1. *The minimax linear estimator is of the form $\hat{\boldsymbol{\beta}}_{\text{MM}} = C \hat{\boldsymbol{\beta}}_{\text{SS}}$ for some $C \in \mathbb{R}^{d \times d}$.*

Warm-up: commutative second-moment matrices. In order to derive the minimax linear estimator, we first consider the simple case when Σ_T and $\hat{\Sigma}_S$ are simultaneously diagonalizable. We note that under this setting, minimax estimation under covariate shift reduces to the well-studied problem of finding a minimax linear estimator under weighted square loss (see e.g., (Blaker, 2000)). One could apply Pinsker's Theorem (Johnstone, 2011) and get an estimator function and the minimax risk with a closed form:

Theorem 3.2 (Linear Minimax Risk with Covariate Shift). *Suppose the observations follow sequence model $\mathbf{y}_S = X_S \boldsymbol{\beta}^* + \mathbf{z}$, $\mathbf{z} \sim \mathcal{N}(0, \sigma^2 I_n)$. If $\Sigma_T = U \text{diag}(\mathbf{t}) U^\top$ and $\hat{\Sigma}_S \equiv X_S^\top X_S / n_S = U \text{diag}(\mathbf{s}) U^\top$, then the minimax linear risk*

$$\begin{aligned} R_L(\mathcal{B}) &\equiv \min_{\hat{\boldsymbol{\beta}} = A \mathbf{y}_S} \max_{\boldsymbol{\beta}^* \in \mathcal{B}} \mathbb{E} \|\Sigma_T^{1/2} (\hat{\boldsymbol{\beta}} - \boldsymbol{\beta}^*)\|^2 \\ &= \sum_i \frac{\sigma^2 t_i}{n_S s_i} \left(1 - \frac{\lambda}{\sqrt{t_i}}\right)_+, \end{aligned}$$

where $\mathcal{B} = \{\boldsymbol{\beta} \mid \|\boldsymbol{\beta}\| \leq r\}$, and $\lambda = \lambda(r)$ is determined by $\frac{\sigma^2}{n_S} \sum_{i=1}^d \frac{1}{s_i} (\sqrt{t_i}/\lambda - 1)_+ = r^2$. The linear minimax estimator is given by:

$$\begin{aligned} \hat{\boldsymbol{\beta}}_{\text{MM}} &= \Sigma_T^{-1/2} U (I - \text{diag}(\lambda/\sqrt{\mathbf{t}}))_+ U^\top \Sigma_T^{1/2} \hat{\boldsymbol{\beta}}_{\text{SS}}, \\ \text{where } \hat{\boldsymbol{\beta}}_{\text{SS}} &= \frac{1}{n_S} \hat{\Sigma}_S^{-1} X_S^\top \mathbf{y}_S. \end{aligned} \quad (2)$$

⁴For linear estimator $\hat{\boldsymbol{\beta}} = A \mathbf{y}_S$, \mathbf{y}_S is the only source of randomness and A depends on X_S, n_S , which are considered fixed.

⁵Throughout the paper $\hat{\Sigma}_S^{-1}$ could be replaced by pseudo-inverse and our algorithm also applies when $n < d$.

Since r is unknown in practice, we could simply view either r or directly λ as the tuning parameter. We compare the functionality of λ with that of ridge regression: $\hat{\beta}_{\text{RR}}^\lambda = \arg \min_{\hat{\beta}} \mathbb{E} \frac{1}{2n} \|X_S \hat{\beta} - \mathbf{y}_S\|^2 + \frac{\lambda}{2} \|\hat{\beta}\|^2 = (\hat{\Sigma}_S + \lambda I)^{-1} X_S^\top \mathbf{y}_S / n_S$. For both algorithms, λ balances the bias and variance: $\lambda = 0$ gives an unbiased estimator, and a big λ gives a (near) zero estimator with no variance. The difference is, the minimax linear estimator shrinks some signal directions based on the value of t_i , since the risk in those directions is downweighted in the target loss. The estimator tends to sacrifice the directions of signal where t_i is smaller. Ridge regression, however, respects the value of s_i . A natural counterpart is for ridge to also regularize based on \mathbf{t} : let $\hat{\beta}_{\text{RR},T}^\lambda = \arg \min_{\hat{\beta}} \frac{1}{n} \|\Sigma_T^{1/2}(\hat{\beta} - \hat{\Sigma}_S^{-1} X_S^\top \mathbf{y}_S)\|^2 + \lambda \|\hat{\beta}\|^2 = (\Sigma_T + \lambda I)^{-1} \Sigma_T \hat{\beta}_{\text{SS}}$. We will compare their performances in the experimental section.

Non-commutative second-moment matrices. For non-commutative second-moment shift, we follow the same procedure. Our estimator is achieved by optimizing over C : $\hat{\beta}_{\text{MM}} = C \hat{\beta}_{\text{SS}}$:

$$\begin{aligned} R_L(\mathcal{B}) &\equiv \min_{\hat{\beta} = A \mathbf{y}_S} \max_{\beta^* \in \mathcal{B}} \mathbb{E} \|\Sigma_T^{1/2}(\hat{\beta} - \beta^*)\|_2^2 \\ &= \min_{\hat{\beta} = C \hat{\beta}_{\text{SS}}} \max_{\|\beta^*\| \leq r} \left\{ \|\Sigma_T^{1/2}(C - I)\beta^*\|_2^2 + \frac{\sigma^2}{n_S} \text{Tr}(\Sigma_T^{1/2} C \hat{\Sigma}_S^{-1} C^\top \Sigma_T^{1/2}) \right\} \quad (\text{Claim 3.1}) \\ &= \min_{\tau, C} \left\{ r^2 \tau + \frac{\sigma^2}{n_S} \text{Tr}(\Sigma_T^{1/2} C \hat{\Sigma}_S^{-1} C^\top \Sigma_T^{1/2}) \right\}, \quad (3) \\ &\text{s.t. } (C - I)^\top \Sigma_T (C - I) \preceq \tau I. \end{aligned}$$

Unlike the commutative case, this problem does not have a closed form solution, but is still computable:

Proposition 3.3. *Problem (3) is a convex program and computable in polynomial-time.*

We achieve near-optimal minimax risk among all estimators under some conditions:

Theorem 3.4 (Near minimaxity of linear estimators). *The best linear estimator from (2) or (3) achieves minimax linear risk: $L_{\mathcal{B}}(\hat{\beta}_{\text{MM}}) = R_L(\mathcal{B})$. When Σ_S, Σ_T commute, or Σ_T is rank 1, our algorithms are near-optimal among nonlinear rules: $L_{\mathcal{B}}(\hat{\beta}_{\text{MM}}) \leq 1.25 R_N(\mathcal{B})$.*

Note that $R_N \leq R_L$ by definition. Therefore 1) our estimator $\hat{\beta}_{\text{MM}}$ is near-optimal, and 2) our lower bound for R_N is tight. Lower bounds (without matching upper bounds) for general non-commutative problem is presented in [Kalan et al. \(2020\)](#) and we improve their result for the commutative case and provide a matching algorithm. Their lower bound scales with $\frac{d}{n_S} \min_i \frac{t_i}{s_i}$ for large r , while ours becomes $\frac{1}{n_S} \sum_i \frac{t_i}{s_i}$. Our lower bound is always larger and thus tighter, and potentially arbitrarily larger when $\max_i \frac{t_i}{s_i}$ and $\min_i \frac{t_i}{s_i}$ are very different. We defer our proof to the appendix.

3.2 Connection to ridge regression

From a probabilistic perspective, ridge regression is equivalent to maximum a posteriori (MAP) inference with a Gaussian prior: $\beta^* \sim \mathcal{N}(0, r^2 I)$ (see e.g. [Murphy \(2012\)](#)). Similarly, instead of considering a worst-case risk that minimizes $L_B(\hat{\beta}) := \max_{\beta^* \in \mathcal{B}} \mathbb{E}_{\mathbf{y}_S} \|\Sigma_T^{1/2}(\hat{\beta}(\mathbf{y}_S) - \beta^*)\|^2$, one could also study the average setting that minimizes $\bar{L}_B := \mathbb{E}_{\beta^* \sim \mathcal{N}(0, r^2 I)} \mathbb{E}_{\mathbf{y}_S} \|\Sigma_T^{1/2}(\hat{\beta}(\mathbf{y}_S) - \beta^*)\|^2$ instead. With distribution shift, the performance is evaluated on Σ_T instead of Σ_S . Interestingly with Gaussian prior, this does not give us a different algorithm other than the original ridge regression.

Proposition 3.5. *The optimal estimator under Gaussian prior $\beta^* \sim \mathcal{N}(0, r^2 I)$ evaluated on p_T is:*

$$\begin{aligned} \hat{\beta} &\leftarrow \arg \min_{\beta = A\mathbf{y}_S} \mathbb{E}_{\beta^* \sim \mathcal{N}(0, r^2 I)} \mathbb{E}_{\mathbf{y}_S} \mathbb{E}_{\mathbf{x} \sim p_T} (\mathbf{x}^\top (\beta - \beta^*))^2 \\ &= \frac{1}{n_S} \left(\frac{\sigma^2}{r^2 n_S} I + \hat{\Sigma}_S \right)^{-1} X_S^\top \mathbf{y}_S \\ &\equiv \arg \min_{\hat{\beta}} \mathbb{E} \frac{1}{2n} \|X_S \hat{\beta} - \mathbf{y}_S\|^2 + \frac{\lambda}{2} \|\hat{\beta}\|^2 \\ &= (\hat{\Sigma}_S + \lambda I)^{-1} \hat{\Sigma}_S \hat{\beta}_{SS} =: \hat{\beta}_{RR}^\lambda, \end{aligned}$$

when $\lambda = \sigma^2 / (n_S r^2)$. Namely, the average-case best linear estimator with Gaussian prior is equivalent to ridge regression with regularization strength $\lambda = \frac{\sigma^2 / n_S}{r^2}$: the variance ratio between the noise distribution and prior distribution.

Even though ridge regression achieves the optimal risk in the average sense, it could be much worse than the minimax linear estimator in the worst case. We prove a separation result on a specific example (that is deferred to the appendix).

Remark 3.1 (Benefit of minimax linear estimator). *There is an example that $R_L(\mathcal{B}) \leq \mathcal{O}(d^{-1/4} L_B(\hat{\beta}_{RR}^\lambda))$ even with the optimal hyperparameter λ .*⁶

Adaptation on the prior distribution. With specific problems, one should adjust the prior distribution instead of simply assume $\beta^* \sim \mathcal{N}(0, r^2)$. If one replaces the prior by $\beta^* \sim \mathcal{N}(\hat{\beta}_{SS}, r^2)$, one could get another heuristic method:

Proposition 3.6. *Let $\hat{\beta}_{SS}$ be the estimator from ordinary least square: $\hat{\beta}_{SS} = \hat{\Sigma}_S^{-1} X_S^\top \mathbf{y}_S / n_S$. The optimal estimator under Gaussian prior $\beta^* \sim \mathcal{N}(\hat{\beta}_{SS}, r^2 I)$ evaluated on p_T is:*

$$\begin{aligned} \hat{\beta} &\leftarrow \arg \min_{\beta = A\mathbf{y}_S} \mathbb{E}_{\beta^* \sim \mathcal{N}(\hat{\beta}_{SS}, r^2 I)} \mathbb{E}_{\mathbf{y}_S} \mathbb{E}_{\mathbf{x} \sim p_T} (\mathbf{x}^\top (\beta - \beta^*))^2 \\ &= \frac{1}{n_S} \left(\frac{\sigma^2}{r^2 n_S} I + \Sigma_T \right)^{-1} \Sigma_T \hat{\Sigma}_S^{-1} X_S^\top \mathbf{y}_S \end{aligned}$$

⁶Note this goes without saying that our method can also be order-wise better than ordinary least square, which is a special case of ridge regression by setting $\lambda = 0$.

$$\begin{aligned} &\equiv \arg \min_{\beta} \|\Sigma_T^{1/2}(\beta - \hat{\beta}_{SS})\|^2 + \lambda \|\beta\|^2 \\ &= (\Sigma_T + \lambda I)^{-1} \Sigma_T \hat{\beta}_{SS} =: \hat{\beta}_{RR,T}^{\lambda}, \end{aligned}$$

when $\lambda = \sigma^2/(n_S r^2)$.

Comparing the closed-form estimator $\hat{\beta}_{RR,T}^{\lambda} := (\Sigma_T + \lambda I)^{-1} \Sigma_T \hat{\beta}_{SS}$ to the original ridge regression $\hat{\beta}_{RR}^{\lambda} := (\hat{\Sigma}_S + \lambda I)^{-1} \hat{\Sigma}_S \hat{\beta}_{SS}$, we could see that this algorithm regularizes $\hat{\beta}$ based on the signal strength from the target distribution, and it is equivalent to ridge regression by adjusting the prior distribution to center at $\hat{\beta}_{SS}$, the unbiased estimator for the ground truth β^* . We will compare both methods with our minimax estimator in the experimental section.

3.3 Minimax linear estimator with finite unlabeled samples from target domain

In practice, we have finite unlabeled samples $X_U \in \mathbb{R}^{n_U \times d}$, where we denote the empirical second-moment matrix as $\hat{\Sigma}_U = X_U^\top X_U / n_U$. Let \hat{L}_B to denote the worst case excess risk measured on the observed target samples: $\hat{L}_B(\hat{\beta}) = \max_{\beta^* \in \mathcal{B}} \mathbb{E}_{\mathbf{y}_S} \frac{1}{n_U} \|X_U(\hat{\beta}(\mathbf{y}_S) - \beta^*)\|^2$. To find the best linear estimator that minimizes \hat{L}_B , our proposed algorithm becomes:

$$\begin{aligned} \hat{C} &\leftarrow \min_{\tau, C} \left\{ r^2 \tau + \frac{\sigma^2}{n_S} \text{Tr}(C \hat{\Sigma}_S^{-1} C^\top \hat{\Sigma}_U) \right\}, \\ \text{s.t. } &(C - I)^\top \hat{\Sigma}_U (C - I) \preceq \tau I. \end{aligned} \quad (4)$$

Let $\hat{\beta} = \hat{C} \hat{\Sigma}_S^{-1} X_S^\top \mathbf{y}_S / n_S$. We want to show that in spite of the existence of estimation error due to the replacement of Σ_T with $\hat{\Sigma}_T$, our generated $\hat{\beta}$ still achieves minimax linear risk (up to constant multiplicative error).

For simplicity, in this section we assume input samples are centered: $\mathbb{E}_{p_S}[\mathbf{x}] = \mathbb{E}_{p_T}[\mathbf{x}] = 0$. This assumption results in no loss of generality. Since the sample mean is more sample-efficient to estimate than covariance matrix, one will be able to first estimate the mean and center the data. We assume some standard light-tail property on the target samples:

Definition 3.7 (ρ^2 -subgaussian distribution). *We call a distribution p , $\mathbb{E}[p] = 0$ to be ρ^2 -subgaussian when there exists $\rho > 0$ such that the random vector $\bar{\mathbf{x}} \sim \bar{p}$ is ρ^2 -subgaussian. \bar{p} is the whitening of p such that $\bar{\mathbf{x}} \sim \bar{p}$ is equivalent to $\mathbf{x} = \Sigma^{1/2} \bar{\mathbf{x}} \sim p$, where $\Sigma = \mathbb{E}_p[\mathbf{x} \mathbf{x}^\top]$.⁷*

Note that ρ is defined on the whitening of the data. It doesn't scale with $\|\Sigma\|_{op}$ and should be viewed as universal constant.

Theorem 3.8. *Fix a failure probability $\delta \in (0, 1)$. Suppose target distribution p_T is ρ^2 -subgaussian, and the sample size in target domain satisfies $n_U \gg \rho^4(d + \log \frac{1}{\delta})$. Let $\hat{\beta} : \mathbf{y}_S \rightarrow \hat{C} \hat{\Sigma}_S^{-1} X_S^\top \mathbf{y}_S$*

⁷A random vector \mathbf{x} is called ρ^2 -subgaussian if for any fixed unit vector \mathbf{v} of the same dimension, the random variable $\mathbf{v}^\top \mathbf{x}$ is ρ^2 -subgaussian, i.e., $\mathbb{E}[e^{s \cdot \mathbf{v}^\top (\mathbf{x} - \mathbb{E}[\mathbf{x}])}] \leq e^{s^2 \rho^2 / 2}$ ($\forall s \in \mathbb{R}$).

where \hat{C} is defined from Eqn. (4). Then with probability at least $1 - \delta$ over the unlabeled samples from target domain, and for each fixed X_S from source domain, our learned estimator $\hat{\beta}(\mathbf{y}_S)$ satisfies:

$$L_{\mathcal{B}}(\hat{\beta}) \leq (1 + O(\sqrt{\frac{\rho^4(d + \log(1/\delta))}{n}}))R_L(\mathcal{B}). \quad (5)$$

When Σ_T commutes with $\hat{\Sigma}_S$ or is rank 1, we have:

$$L_{\mathcal{B}}(\hat{\beta}) \leq (1.25 + O(\sqrt{\frac{\rho^4(d + \log(1/\delta))}{n}}))R_N(\mathcal{B}). \quad (6)$$

Similarly all other results in the paper could be extended to $\hat{\beta} \leftarrow \arg \min \hat{L}_{\mathcal{B}}(\cdot)$, the estimator obtained with finite target samples X_U .

Remark 3.2 (Incorporating the randomness from source data). *For linear estimators, it naturally considers X_S as fixed and Theorem 3.4 is comparing our estimator with the optimal nonlinear estimator using the same data X_S from the source domain. In Appendix D, we compare our estimator with an even stronger linear estimator with infinite access to p_S and show that our estimator is still within multiplicative factor of it.*

3.4 Utilize source and target labeled data jointly

In some scenarios, we have moderate amount of labeled data from target domain as well. In such cases, it is important to utilize the source and target labeled data jointly. Let $\mathbf{y}_S = X_S\beta^* + \mathbf{z}_S$, $\mathbf{y}_T = X_T\beta^* + \mathbf{z}_T$. We consider X_S, X_T as deterministic variables, $\hat{\Sigma}_S^{-1}X_S^\top \mathbf{y}_S/n_S \sim \mathcal{N}(\beta^*, \frac{\sigma^2}{n_S}\hat{\Sigma}_S^{-1})$ and $\hat{\Sigma}_T^{-1}X_T^\top \mathbf{y}_T/n_T \sim \mathcal{N}(\beta^*, \frac{\sigma^2}{n_T}\hat{\Sigma}_T^{-1})$. Therefore conditioned on the observations $\mathbf{y}_S, \mathbf{y}_T$, a sufficient statistic for β^* is $\hat{\beta}_{SS} := (n_S\hat{\Sigma}_S + n_T\hat{\Sigma}_T)^{-1}(X_S^\top \mathbf{y}_S + X_T^\top \mathbf{y}_T)$.

Claim 3.9. $\hat{\beta}_{SS}$ is an unbiased sufficient statistic of β^* with samples $\mathbf{y}_S, \mathbf{y}_T$. $\hat{\beta}_{SS} \sim \mathcal{N}(\beta^*, \sigma^2(n_S\hat{\Sigma}_S + n_T\hat{\Sigma}_T)^{-1})$.

Algorithm: First consider the estimator $\hat{\beta}_{SS} = (n_S\hat{\Sigma}_S + n_T\hat{\Sigma}_T)^{-1}(X_S^\top \mathbf{y}_S + X_T^\top \mathbf{y}_T)$. Next find the best linear function of $\hat{\beta}_{SS}$:

$$\begin{aligned} \hat{\beta}_{MM} &= \arg \min_{C, \tau} r^2\tau + \sigma^2 \text{Tr}((n_S\hat{\Sigma}_S + n_T\hat{\Sigma}_T)^{-1}C^\top \Sigma_T C), \\ \text{s.t. } &(C - I)^\top \Sigma_T (C - I) \preceq \tau. \end{aligned}$$

Proposition 3.10. *The minimax estimator $\hat{\beta}_{MM}$ is of the form $C\hat{\beta}_{SS}$ for some C . When choosing C with our proposed algorithm and when $\hat{\Sigma}_S$ commutes with $\hat{\Sigma}_T$ and Σ_T , we achieve the minimax risk $R_L(\mathcal{B}) \leq 1.25R_N(\mathcal{B})$.*

4 Covariate shift with approximation error

Now we consider observations coming from nonlinear models: $\mathbf{y}_S = f^*(X_S) + \mathbf{z}$. Let $\beta_S^* = \arg \min_{\beta} \mathbb{E}_{\mathbf{x} \sim p_S, \mathbf{z} \sim \mathcal{N}(0, \sigma^2)} [(f^*(\mathbf{x}) + \mathbf{z} - \beta^\top \mathbf{x})^2]$, and similarly for β_T^* . Notice now even with f^* unchanged across domains, the input distribution affects the best linear model. Approximation error on source domain is $a_S(\mathbf{x}) := f^*(\mathbf{x}) - \mathbf{x}^\top \beta_S^*$ and vice versa for a_T .

Define the reweighting vector $\mathbf{w} \in \mathbb{R}^n$ as $w_i = p_T(\mathbf{x}_i)/p_S(\mathbf{x}_i)$. We form an unbiased estimator via

$$\begin{aligned} \hat{\beta}_{LS} &= \arg \min_{\beta} \left\{ \sum_i \frac{p_T(\mathbf{x}_i)}{p_S(\mathbf{x}_i)} (\beta^\top \mathbf{x}_i - y_i)^2 \right\} \\ &= (X_S^\top \text{diag}(\mathbf{w}) X_S)^{-1} (X_S^\top \text{diag}(\mathbf{w}) \mathbf{y}_S). \end{aligned}$$

Claim 4.1. $\hat{\beta}_{LS}$ is asymptotically unbiased and normally distributed with covariance matrix $M := \Sigma_T^{-1} \mathbb{E}_{\mathbf{x} \sim p_T} \left[\frac{p_T(\mathbf{x})}{p_S(\mathbf{x})} (a_T(\mathbf{x})^2 + \sigma^2) \mathbf{x} \mathbf{x}^\top \right] \Sigma_T^{-1}$:

$$\sqrt{n_S}(\hat{\beta}_{LS} - \beta_T^*) \xrightarrow{d} \mathcal{N}(0, M).$$

Note that large importance weights greatly inflates the variance of the estimator, especially when p_T/p_S blows up somewhere. Therefore here we design the an algorithm to cope with the inflated variance. Again we want to minimize the worst case risk:

$$\begin{aligned} &\min_{\hat{\beta} = C\beta_{LS}} \max_{\beta_T^* \in \mathcal{B}} \mathbb{E} \|\Sigma_T^{1/2}(\hat{\beta} - \beta_T^*)\|^2 \\ &\xrightarrow{d} \min_C \max_{\|\beta_T^*\| \leq r} \left\{ \|\Sigma_T^{1/2}(C - I)\beta_T^*\|_2^2 + \frac{1}{n_S} \text{Tr}(CMC^\top \Sigma_T) \right\} \\ &= \min_C \left\{ \|(C - I)^\top \Sigma_T (C - I)\|_2 r^2 + \frac{1}{n_S} \text{Tr}(CMC^\top \Sigma_T) \right\} \end{aligned}$$

With $\hat{\beta}_{LS}$ computed beforehand, one could first estimate M by let $\hat{M} := \frac{1}{n_S} \sum_i \Sigma_T^{-1} \frac{p_T^2(\mathbf{x})}{p_S^2(\mathbf{x})} (y_i - \mathbf{x}_i^\top \hat{\beta}_{LS})^2 \mathbf{x}_i \mathbf{x}_i^\top \Sigma_T^{-1}$. Therefore our estimator is $\hat{\beta}_{MM} \leftarrow \hat{C} \hat{\beta}_{LS}$, where \hat{C} finds

$$\begin{aligned} \hat{C} &\leftarrow \arg \min_{\tau, C} \left\{ r^2 \tau + \frac{1}{n_S} \text{Tr}(C \hat{M} C^\top \Sigma_T) \right\} \\ &\text{s.t. } (C - I)^\top \Sigma_T (C - I) \preceq \tau I. \end{aligned} \tag{7}$$

Claim 4.2. Let $\mathcal{B} = \{\beta \mid \|\beta\| \leq r\}$, and $f^* \in \mathcal{F}$ is some compact symmetric function class: $f \in \mathcal{F} \Leftrightarrow -f \in \mathcal{F}$. Then linear minimax estimator is of the form $C\beta_{LS}$ for some C . When \hat{C} solves Eqn. (7), $L_B(\hat{\beta}_{MM})$ asymptotically matches $R_L(\mathcal{B})$, the linear minimax risk.

By reducing from \mathbf{y}_S to $\hat{\beta}_{LS}$ we eliminate $n - d$ dimensions, and this claim says that $X_S^\top \mathbf{y}_S$ is sufficient to predict β_T^* . We note that f^* is more general than a linear function and therefore the lower bound could only be larger than $R_N(\mathcal{B})$ defined in the previous section.

4.1 Estimating $p_T(\mathbf{x})/p_S(\mathbf{x})$

Even though estimating $p_T(\mathbf{x})/p_S(\mathbf{x})$ might be sample inefficient, it only involves unlabeled data and therefore instance weighting related algorithms still attract prior studies as demonstrated in the related work section. Practical ways to estimate the density ratio involve respectively estimating p_T and p_S (Lin et al., 2002; Zadrozny, 2004), kernel mean matching (KMM) (Huang et al. (2006)), and some common divergence minimization between weighted source distribution and target distribution (Kanamori et al., 2011; Menon and Ong, 2016; Sugiyama et al., 2008, 2012; Uehara et al., 2016). We propose another simple algorithm that is very convenient to use.

We conduct regression on the data samples $(\mathbf{x}, y) \sim q(\mathbf{x}, y)$ where $q_Y(y)$ is Bernouli($\frac{1}{2}$)⁸ and $q_{X|Y}(\mathbf{x}|y=1) = p_T$, $q_{X|Y}(\mathbf{x}|y=0) = p_S$. Empirically, we will concatenate X_S and X_U to form input data and stack $\mathbf{0} \in \mathbb{R}^{n_S}$ and $\mathbf{1} \in \mathbb{R}^{n_U}$ as the target vector \mathbf{y} .

Proposition 4.3. *The optimal function that solves $\alpha \leftarrow \arg \min_f \mathbb{E}_{\mathbf{x}, y \sim q} (f(\mathbf{x}) - y)^2$ satisfies:*

$$\alpha(\mathbf{x}) = \frac{p_T(\mathbf{x})}{p_S(\mathbf{x}) + p_T(\mathbf{x})}.$$

Therefore with proper transformation⁹ on α one could get the importance weights. In practice, one might be flexible on choosing the function class \mathcal{F} for estimating α and sample complexity will be bounded by some standard measure of \mathcal{F} 's complexity, e.g., Rademacher or Gaussian complexity (Bartlett and Mendelson, 2002). Unlike KMM, this parametrized estimation applies to unseen data \mathbf{x} which makes cross-validation possible.

5 Near minimax estimator with model shift

The general setting of transfer learning in linear regression involves both model shift and covariate shift. Namely, the generative model of the labels might be different: $\mathbf{y}_S = X_S \beta_S^* + \mathbf{z}_S$, and $\mathbf{y}_T = X_T \beta_T^* + \mathbf{z}_T$. Denote by $\delta := \beta_S^* - \beta_T^*$ as the model shift. We are interested in the minimax linear estimator when $\|\delta\| \leq \gamma$ and $\|\beta_T^*\| \leq r$. Thus our problem becomes to find minimax estimator for $\beta_T^* \in \mathcal{B} = \{\beta \mid \|\beta\| \leq r\}$ from $\mathbf{y}_S, \mathbf{y}_T$.

Algorithm: First consider a sufficient statistic $(\bar{\beta}_S, \bar{\beta}_T)$ for (β_T^*, δ) . Here $\bar{\beta}_S = \hat{\Sigma}_S^{-1} X_S^\top \mathbf{y}_S / n_S \sim \mathcal{N}(\beta_T^* + \delta, \frac{\sigma^2}{n_S} \hat{\Sigma}_S^{-1})$, and $\bar{\beta}_T = \hat{\Sigma}_T^{-1} X_T^\top \mathbf{y}_T / n_T \sim \mathcal{N}(\beta_T^*, \frac{\sigma^2}{n_T} \hat{\Sigma}_T^{-1})$. Then consider the best linear estimator on top of it: $\hat{\beta} = A_1 \bar{\beta}_S + A_2 \bar{\beta}_T$. Write $\Delta = \{\delta \mid \|\delta\| \leq \gamma\}$ and $L_{\mathcal{B}, \Delta}(\hat{\beta}) := \max_{\beta_T^* \in \mathcal{B}, \delta \in \Delta} \|\Sigma_T^{1/2}(\hat{\beta} - \beta_T^*)\|^2$.

$$\begin{aligned} R_L(\mathcal{B}, \Delta) &:= \min_{\hat{\beta} = A_1 \bar{\beta}_S + A_2 \bar{\beta}_T} L_{\mathcal{B}, \Delta}(\hat{\beta}) \\ &\leq \min_{A_1, A_2} \max_{\|\beta_T^*\| \leq r, \|\delta\| \leq \gamma} \left\{ 2 \|\Sigma_T^{1/2}((A_1 + A_2 - I)\beta_T^*)\|^2 \right\} \end{aligned}$$

⁸The scalar 1/2 should be adjusted based on the number of unlabeled samples from source and target domain.

⁹Apply $f(x) \rightarrow \frac{1}{1/f(x)-1}$

$$\begin{aligned}
& +2\|\Sigma_T^{1/2} A_1 \boldsymbol{\delta}\|^2 + \frac{\sigma^2}{n_S} \text{Tr}(A_1 \hat{\Sigma}_S^{-1} A_1^\top) \\
& + \frac{\sigma^2}{n_T} \text{Tr}(A_2 \hat{\Sigma}_T^{-1} A_2^\top) \Big\} \\
& = \min_{A_1, A_2} \left\{ 2\|\Sigma_T^{1/2} ((A_1 + A_2 - I))\|_2^2 r^2 + 2\|\Sigma_T^{1/2} A_1\|_2^2 \gamma^2 \right. \\
& \quad \left. + \frac{\sigma^2}{n_S} \text{Tr}(A_1 \hat{\Sigma}_S^{-1} A_1^\top) + \frac{\sigma^2}{n_T} \text{Tr}(A_2 \hat{\Sigma}_T^{-1} A_2^\top) \right. \\
& \quad \left. =: r_{\mathcal{B}, \Delta}(A_1, A_2) \right\}.
\end{aligned} \tag{8}$$

(AM-GM)

(9)

Therefore we optimize over this upper bound and reformulate the problem as a convex program:

$$\begin{aligned}
(\hat{A}_1, \hat{A}_2) & \leftarrow \arg \min_{A_1, A_2, a, b} \left\{ 2ar^2 + 2b\gamma^2 \right. \\
& \quad \left. + \frac{\sigma^2}{n_S} \text{Tr}(A_1 \hat{\Sigma}_S^{-1} A_1^\top) + \frac{\sigma^2}{n_T} \text{Tr}(A_2 \hat{\Sigma}_T^{-1} A_2^\top) \right\} \\
& \text{s.t. } (A_1 + A_2 - I)^\top \Sigma_T (A_1 + A_2 - I) \preceq aI, \\
& \quad A_1^\top \Sigma_T A_1 \preceq bI.
\end{aligned} \tag{10}$$

Our estimator is given by: $\hat{\beta}_{\text{MM}} = \hat{A}_1 \bar{\beta}_S + \hat{A}_2 \bar{\beta}_T$. Since $\hat{\beta}_{\text{MM}}$ is a relaxation of the linear minimax estimator, it is important to understand how well $\hat{\beta}_{\text{MM}}$ performs on the original objective:

Claim 5.1. $R_L(\mathcal{B}, \Delta) \leq L_{\mathcal{B}, \Delta}(\hat{\beta}_{\text{MM}}) \leq 2R_L(\mathcal{B}, \Delta)$.

Finally we show with the relaxation we still achieve a near-optimal estimator even among all nonlinear rules.

Theorem 5.2. *When Σ_T commutes with $\hat{\Sigma}_S$, it satisfies:*

$$\begin{aligned}
L_{\mathcal{B}, \Delta}(\hat{\beta}_{\text{MM}}) & := \max_{\beta_T^* \in \mathcal{B}, \delta \in \Delta} \|\Sigma_T^{1/2} (\hat{\beta}_{\text{MM}} - \beta_T^*)\|^2 \\
& \leq 27R_N(\mathcal{B}, \Delta).
\end{aligned}$$

Here $R_N(\mathcal{B}, \Delta) := \min_{\hat{\beta}(y_S, y_T)} \max_{\beta_T^* \in \mathcal{B}, \delta \in \Delta} \|\Sigma_T^{1/2} (\hat{\beta} - \beta_T^*)\|$ is the minimax risk.

We defer the complete proof to the appendix. The main proof technique is to decompose the problem to 2- d sub-problems with closed-form solutions and are solvable with Le Cam's two point lemma. We include the proof sketch here:

Proof sketch of Theorem 5.2. For the ease of understanding, we provide a simple proof sketch when $\Sigma_S = \Sigma_T$ are diagonal. We first define the hardest hyperrectangular subproblem. Let $\mathcal{B}(\boldsymbol{\tau}) = \{\mathbf{b} : |\beta_i| \leq \tau_i\}$ be a subset of \mathcal{B} and similarly for $\Delta(\boldsymbol{\zeta})$. We show that $R_L(\mathcal{B}, \Delta) = \max_{\boldsymbol{\tau} \in \mathcal{B}, \boldsymbol{\zeta} \in \Delta} R_L(\mathcal{B}(\boldsymbol{\tau}), \Delta(\boldsymbol{\zeta}))$, and clearly $R_N(\mathcal{B}, \Delta) \geq \max_{\boldsymbol{\tau} \in \mathcal{B}, \boldsymbol{\zeta} \in \Delta} R_N(\mathcal{B}(\boldsymbol{\tau}), \Delta(\boldsymbol{\zeta}))$. Meanwhile we show when the sets are hyperrectangles the minimax (linear) risk could be decomposed to 2- d problems: $R_L(\mathcal{B}(\boldsymbol{\tau}), \Delta(\boldsymbol{\zeta})) = \sum_i R_L(\tau_i, \zeta_i)$. Each $R_L(\tau_i, \zeta_i)$ is the linear minimax risk to estimate

β_i from $x \sim \mathcal{N}(\beta_i + \delta_i, 1)$ and $y \sim \mathcal{N}(\beta_i, 1)$ where $|\beta_i| \leq \tau_i$ and $|\delta_i| \leq \zeta_i$. This 2-d problem for linear risk has a closed form solution, and the minimax risk can be lower bounded using Le Cam's two point lemma. We show $R_L(\tau_i, \zeta_i) \leq 13.5 R_N(\tau_i, \zeta_i)$ and therefore:

$$\begin{aligned}
\frac{1}{2} L_{\mathcal{B}, \Delta}(\hat{\beta}_{\text{MM}}) &\stackrel{\text{Claim 5.1}}{\leq} R_L(\mathcal{B}, \Delta) \\
&\stackrel{\text{Lemma C.2}}{=} \max_{\tau \in \mathcal{B}, \zeta \in \Delta} R_L(\mathcal{B}(\tau), \Delta(\zeta)) \\
&\stackrel{\text{Prop C.4.a}}{=} \max_{\tau \in \mathcal{B}, \zeta \in \Delta} \sum_i R_L(\tau_i, \zeta_i) \\
&\stackrel{\text{Lemma C.6}}{\leq} \max_{\tau \in \mathcal{B}, \zeta \in \Delta} 13.5 \sum_i R_N(\tau_i, \zeta_i) \\
&\stackrel{\text{Prop C.4.b}}{=} 13.5 \max_{\tau \in \mathcal{B}, \zeta \in \Delta} R_N(\mathcal{B}(\tau), \Delta(\zeta)) \\
&\leq 13.5 R_N(\mathcal{B}, \Delta).
\end{aligned}$$

□

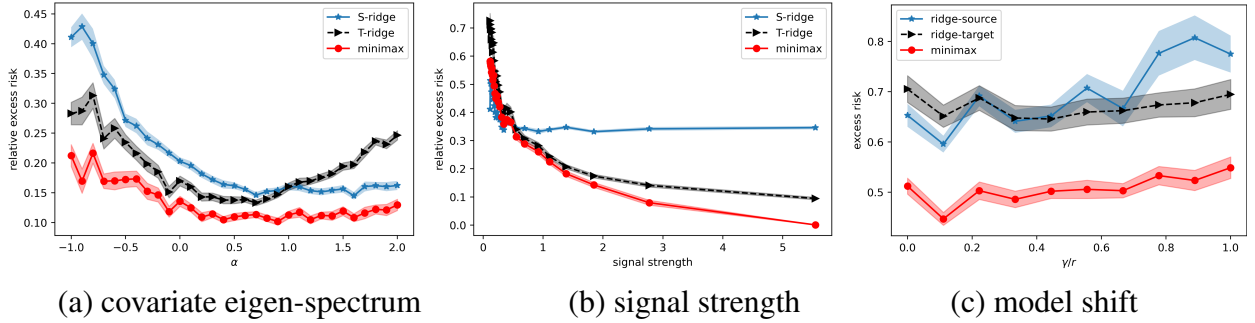


Figure 1: *Performance comparisons.* (a): The x-axis α defines the spread of eigen-spectrum of Σ_S : $s_i \propto 1/i^\alpha$, $t_i \propto 1/i$. (b) x-axis is the normalized value of signal strength: $\|\Sigma_T \beta^*\|/r$. (c) X-axis is the model shift measured by γ/r . Performance with standard error bar is from 40 runs.

6 Experiments

Our estimators are provably near optimal for the worst case β^* . However, it remains unknown whether on average they outperform other baselines. With synthetic data we explore the performances with random β^* . We are also interested to investigate the conditions when we win more.

Setup. We set $n_S = 2000$, $d = 50$, $\sigma = 1$, $r = \sqrt{d}$. For each setting, we sample β_T^* from standard normal distribution and rescale it to be norm r . We estimate Σ_T by $n_U = 2000$ unlabeled

samples. We compare our estimator with ridge regression (S-ridge) and a variant of ridge regression transformed to target domain (T-ridge): $\hat{\beta}_{\text{RR},T}^\lambda = \arg \min \frac{1}{n} \|\Sigma_T^{1/2}(\beta - \hat{\Sigma}_S^{-1} X_S^\top \mathbf{y}_S)\|^2 + \lambda \|\beta\|^2 = (\Sigma_T + \lambda I)^{-1} \Sigma_T \hat{\beta}_{\text{SS}}$.

Covariate shift. In order to understand the effect of covariate shift on our algorithm, we consider three types of settings, each with a unique varying factor that influences the performance: 1) covariate eigenvalue shift with shared eigenspace; 2) covariate eigenspace shift with fixed eigenvalues¹⁰; 3) signal strength change. We also have an additional 200 labeled data from target domain as validation set only for hyper-parameter tuning.

Model shift. Next we consider the problem with model shift. We sample a random δ with norm γ varying from 0 to $r = \sqrt{d}$ and observe data generated by $\mathbf{y}_S = X_S(\beta_T^* + \delta) + \mathbf{z}_S \in \mathbb{R}^{2000}$, $\mathbf{z}_S \sim \mathcal{N}(0, I)$ and $\mathbf{y}_T = X_T \beta_T^* + \mathbf{z}_T \in \mathbb{R}^{500}$, $\mathbf{z}_T \sim \mathcal{N}(0, I)$. We compare our estimator with two baselines: "ridge-source" denotes ridge regression using only source data, and "ridge-target" is from ridge regression with target data.

Figure 1 demonstrates the better performance of our estimator in all circumstances. From (a) we see that with more discrepancy between Σ_S and Σ_T , our estimator tends to perform better. (b) shows our estimator is better when the signal is relatively stronger. From (c) we can see that with the increasing model shift measured by γ/r , S-ridge becomes worse and is outperformed by T-ridge that remains unchanged. Our estimator becomes slightly worse as well due to the less utility from source data, but remains the best among others. When $\gamma/r \approx 0.2$, our method has the most improvement in percentage compared to the best result among ridge-source and ridge-target.

6.1 Experiments with approximation error

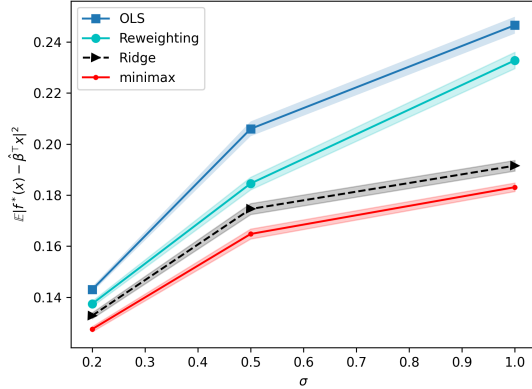


Figure 2: The x-axis is noise level σ and y-axis is the excess risk (with approximation error). Performance with standard error bar is from 40 runs.

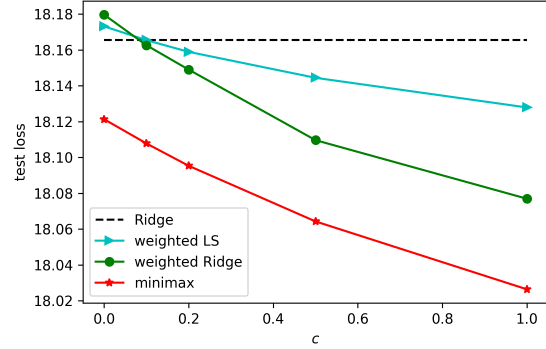


Figure 3: Comparisons on Yearbook Dataset [Ginossar et al. \(2015\)](#). The x-axis is the reweighting strength.

Finally, we conduct empirical studies with nonlinear models. We maintain the same setting as before. We also generate a small validation dataset from target domain: $X_{\text{CV}} \in \mathbb{R}^{500 \times 50}$, sampled

¹⁰We leave this result in appendix since performance appears invariant to this factor.

from $\mathcal{N}(0, \Sigma_T)$, $\mathbf{y}_{\text{cv}} = f^*(X_{\text{cv}}) + \mathbf{z}_{\text{cv}}$, with $\mathbf{z}_{\text{cv}} \sim \mathcal{N}(0, \sigma^2 I)$. We choose $\lambda_i(\Sigma_S) \propto i$, $\lambda_i(\Sigma_T) \propto 1/i$, and the eigenspace for both Σ_S and Σ_T are random orthonormal matrices. ($\|\Sigma_S\|_F^2 = \|\Sigma_T\|_F^2 = d$.) The ground truth model is a one-hidden-layer ReLU network: $f^*(\mathbf{x}) = 1/d \mathbf{a}^\top (W\mathbf{x})_+$, where W and \mathbf{a} are randomly generated from standard Gaussian distribution. We observe noisy labels: $\mathbf{y}_S = f^*(\mathbf{x}) + \mathbf{z}$, where $z_i \sim \mathcal{N}(0, \sigma^2)$.

Estimating weights $p_T(\mathbf{x})/p_S(\mathbf{x})$. Since the generated data samples are Gaussian, the absolute weights for $p_T(\mathbf{x})/p_S(\mathbf{x}) = \sqrt{\frac{|\Sigma_S|}{|\Sigma_T|}} \exp(\frac{1}{2} \mathbf{x}^\top (\Sigma_S^{-1} - \Sigma_T^{-1}) \mathbf{x})$. However, this absolute value scales exponentially with the norm of \mathbf{x} and can amplify the variance. Meanwhile, when one multiplies both X_S, \mathbf{y}_S by 10, the ground truth β doesn't change but the absolute value for $p_T(\mathbf{x})/p_S(\mathbf{x})$ will change drastically. This discrepancy highlights the importance of relative magnitudes (among samples) instead of the absolute value, as noted by Kanamori et al. (2009).

To obtain a relative score, we first estimate the absolute density ratio $\alpha(\mathbf{x}) \approx p_T(\mathbf{x})/(p_S(\mathbf{x}) + p_T(\mathbf{x}))$ following our algorithm in Section 4.1 with linear regression. We then uniformly assign the weight w_i for each sample by 10 discrete values $1, 2, 3 \dots 10$ based on the absolute value of $\alpha(\mathbf{x})$ and then rescale the reweighting vector properly. We use the conventional way to adjust the reweighting strength by using $w_i^c, c \in [0, 1]$ and choose c by cross validation.

We implement our method (Eqn. 7) using the estimated weights as above, and plot the excess risk comparisons in Figure 2. The baselines we choose are ordinary least square ("OLS" in Figure (2)), ridge regression (Legend is "Ridge") and weighted least square Kanamori et al. (2009) (Legend is "Reweighting"; $\hat{\beta}_{\text{LS}}$ in our main text). For ridge regression, reweighting and our methods, we tune hyperparameters through cross-validation. All results are presented from 40 runs where the randomness comes from f^* and the eigenspaces of Σ_S, Σ_T . From Figure 2 we could see that reweighting algorithm improves over ordinary least square but is outperformed by ridge regression due to large variance. Our algorithm achieves the best performance among others by appropriately reweighting then reducing the variance.

Experiments on Berkeley Yearbook Dataset To verify the performance of our algorithm on real-world data, we conduct an experiment on the Berkeley Yearbook dataset Ginosar et al. (2015). We randomly split the data to form source and target tasks, where the source has 63.2% male photos and 43.4% male images for the target task. Input X is gray-scale portraits, and Y is the year the photo is taken (ranging from 1905 to 2013). We implement our algorithms together with the baselines and estimate the density ratio from the data. We demonstrate the performance improvement in Figure 3. The x -axis is the scalar that adjusts reweighting strength c defined in the previous paragraph.

7 Conclusion

We study in depth the minimax linear estimator for linear regression under various distribution shift settings. We investigated the optimal linear estimators with covariate shift for linear models in unsupervised and supervised domain adaptation settings, with no or scarce labeled data from the target distribution. For nonlinear models with approximation error, we also introduce the minimax

linear estimator together with an easy-to-use density ratio estimation method. We further explore some moderate model shift in the linear setting. Our estimators achieve near-optimal worst-case excess risk measured on the target domain and, in some circumstances, are within constant of the minimax risk among all nonlinear rules. The significant improvement of our estimators over ridge regression is demonstrated by a theoretical separation result and by empirical validations even for average case with random parameters.

In future work, we will extend our algorithm to classification problems under distribution shift and apply the algorithms to fine-tuning the last-layer of a deep network.

Acknowledgements

QL was supported by NSF #2030859 and the Computing Research Association for the CIFellows Project. WH was supported by NSF, ONR, Simons Foundation, Schmidt Foundation, Amazon Research, DARPA and SRC. JDL was supported by ARO under MURI Award W911NF-11-1-0303, the Sloan Research Fellowship, and NSF CCF 2002272.

References

- Samira Abnar, Rianne van den Berg, Golnaz Ghiasi, Mostafa Dehghani, Nal Kalchbrenner, and Hanie Sedghi. Gradual domain adaptation in the wild: When intermediate distributions are absent. *arXiv preprint arXiv:2106.06080*, 2021.
- Kartik Ahuja, Jun Wang, Amit Dhurandhar, Karthikeyan Shanmugam, and Kush R Varshney. Empirical or invariant risk minimization? a sample complexity perspective. *arXiv preprint arXiv:2010.16412*, 2020.
- Isabela Albuquerque, João Monteiro, Mohammad Darvishi, Tiago H. Falk, and Ioannis Mitliagkas. Generalizing to unseen domains via distribution matching. *arXiv preprint arXiv:1911.00804*, 2019.
- Martin Arjovsky, Léon Bottou, Ishaan Gulrajani, and David Lopez-Paz. Invariant risk minimization. *arXiv preprint arXiv:1907.02893*, 2019.
- Mahsa Baktashmotlagh, Mehrtash T Harandi, Brian C Lovell, and Mathieu Salzmann. Unsupervised domain adaptation by domain invariant projection. In *Proceedings of the IEEE International Conference on Computer Vision*, pages 769–776, 2013.
- Peter L Bartlett and Shahar Mendelson. Rademacher and gaussian complexities: Risk bounds and structural results. *Journal of Machine Learning Research*, 3(Nov):463–482, 2002.
- Shai Ben-David, John Blitzer, Koby Crammer, Alex Kulesza, Fernando Pereira, and Jennifer Wortman Vaughan. A theory of learning from different domains. *Machine learning*, 79(1-2):151–175, 2010.

- Helge Blaker. Minimax estimation in linear regression under restrictions. *Journal of statistical planning and inference*, 90(1):35–55, 2000.
- Tianle Cai, Ruiqi Gao, Jason D Lee, and Qi Lei. A theory of label propagation for subpopulation shift. *arXiv preprint arXiv:2102.11203*, 2021.
- Yining Chen, Elan Rosenfeld, Mark Sellke, Tengyu Ma, and Andrej Risteski. Iterative Feature Matching: Toward Provable Domain Generalization with Logarithmic Environments. *ArXiv e-prints*, abs/2106.09913, June 2021. URL <http://arxiv.org/abs/2106.09913v1>.
- Corinna Cortes and Mehryar Mohri. Domain adaptation in regression. In *Algorithmic Learning Theory*, pages 308–323. Springer, 2011.
- Corinna Cortes and Mehryar Mohri. Domain adaptation and sample bias correction theory and algorithm for regression. *Theoretical Computer Science*, 519:103–126, 2014.
- Corinna Cortes, Yishay Mansour, and Mehryar Mohri. Learning bounds for importance weighting. In *Advances in neural information processing systems*, pages 442–450, 2010.
- Corinna Cortes, Mehryar Mohri, and Andrés Munoz Medina. Adaptation based on generalized discrepancy. *The Journal of Machine Learning Research*, 20(1):1–30, 2019.
- Shai Ben David, Tyler Lu, Teresa Luu, and Dávid Pál. Impossibility theorems for domain adaptation. In *Proceedings of the Thirteenth International Conference on Artificial Intelligence and Statistics*, pages 129–136, 2010.
- Jia Deng, Wei Dong, Richard Socher, Li-Jia Li, Kai Li, and Li Fei-Fei. Imagenet: A large-scale hierarchical image database. In *2009 IEEE conference on computer vision and pattern recognition*, pages 248–255. Ieee, 2009.
- David L Donoho. Statistical estimation and optimal recovery. *The Annals of Statistics*, pages 238–270, 1994.
- Simon S Du, Wei Hu, Sham M Kakade, Jason D Lee, and Qi Lei. Few-shot learning via learning the representation, provably. *arXiv preprint arXiv:2002.09434*, 2020.
- Yaroslav Ganin, Evgeniya Ustinova, Hana Ajakan, Pascal Germain, Hugo Larochelle, François Laviolette, Mario Marchand, and Victor Lempitsky. Domain-adversarial training of neural networks. *The Journal of Machine Learning Research*, 17(1):2096–2030, 2016.
- Shiry Ginosar, Kate Rakelly, Sarah Sachs, Brian Yin, and Alexei A Efros. A century of portraits: A visual historical record of american high school yearbooks. In *Proceedings of the IEEE International Conference on Computer Vision Workshops*, pages 1–7, 2015.
- Xavier Glorot, Antoine Bordes, and Yoshua Bengio. Domain adaptation for large-scale sentiment classification: A deep learning approach. In *ICML*, 2011.

- Boqing Gong, Yuan Shi, Fei Sha, and Kristen Grauman. Geodesic flow kernel for unsupervised domain adaptation. In *2012 IEEE Conference on Computer Vision and Pattern Recognition*, pages 2066–2073. IEEE, 2012.
- Boqing Gong, Kristen Grauman, and Fei Sha. Connecting the dots with landmarks: Discriminatively learning domain-invariant features for unsupervised domain adaptation. In *International Conference on Machine Learning*, pages 222–230, 2013.
- Raghuraman Gopalan, Ruonan Li, and Rama Chellappa. Domain adaptation for object recognition: An unsupervised approach. In *2011 international conference on computer vision*, pages 999–1006. IEEE, 2011.
- Arthur Gretton, Karsten M. Borgwardt, Malte J. Rasch, Bernhard Schölkopf, and Alexander Smola. A kernel two-sample test. *J. Mach. Learn. Res.*, 13(null):723–773, March 2012. ISSN 1532-4435.
- Steve Hanneke and Samory Kpotufe. On the value of target data in transfer learning. In *Advances in Neural Information Processing Systems*, pages 9871–9881, 2019.
- James J Heckman. Sample selection bias as a specification error. *Econometrica: Journal of the econometric society*, pages 153–161, 1979.
- Jiayuan Huang, Arthur Gretton, Karsten Borgwardt, Bernhard Schölkopf, and Alex Smola. Correcting sample selection bias by unlabeled data. *Advances in neural information processing systems*, 19:601–608, 2006.
- Jiayuan Huang, Arthur Gretton, Karsten Borgwardt, Bernhard Schölkopf, and Alex J Smola. Correcting sample selection bias by unlabeled data. In *Advances in neural information processing systems*, pages 601–608, 2007.
- Jing Jiang and ChengXiang Zhai. Instance weighting for domain adaptation in nlp. In *Proceedings of the 45th annual meeting of the association of computational linguistics*, pages 264–271, 2007.
- Iain M Johnstone. Gaussian estimation: Sequence and wavelet models. *Unpublished manuscript*, 2011.
- Anatoli B Juditsky, Arkadi S Nemirovski, et al. Nonparametric estimation by convex programming. *The Annals of Statistics*, 37(5A):2278–2300, 2009.
- Seyed Mohammadreza Mousavi Kalan, Zalan Fabian, A Salman Avestimehr, and Mahdi Soltanolkotabi. Minimax lower bounds for transfer learning with linear and one-hidden layer neural networks. *arXiv preprint arXiv:2006.10581*, 2020.
- Pritish Kamath, Akilesh Tangella, Danica Sutherland, and Nathan Srebro. Does invariant risk minimization capture invariance? In Arindam Banerjee and Kenji Fukumizu, editors, *Proceedings of The 24th International Conference on Artificial Intelligence and Statistics*, volume 130 of *Proceedings of Machine Learning Research*, pages 4069–4077. PMLR, 13–15 Apr 2021. URL <http://proceedings.mlr.press/v130/kamath21a.html>.

- Takafumi Kanamori, Shohei Hido, and Masashi Sugiyama. A least-squares approach to direct importance estimation. *The Journal of Machine Learning Research*, 10:1391–1445, 2009.
- Takafumi Kanamori, Taiji Suzuki, and Masashi Sugiyama. f -divergence estimation and two-sample homogeneity test under semiparametric density-ratio models. *IEEE transactions on information theory*, 58(2):708–720, 2011.
- Ananya Kumar, Tengyu Ma, and Percy Liang. Understanding self-training for gradual domain adaptation. *arXiv preprint arXiv:2002.11361*, 2020.
- Haoliang Li, Sinno Jialin Pan, Shiqi Wang, and Alex C Kot. Domain generalization with adversarial feature learning. In *Proceedings of the IEEE Conference on Computer Vision and Pattern Recognition*, pages 5400–5409, 2018.
- Yi Lin, Yoonkyung Lee, and Grace Wahba. Support vector machines for classification in nonstandard situations. *Machine learning*, 46(1):191–202, 2002.
- Zachary Lipton, Yu-Xiang Wang, and Alexander Smola. Detecting and correcting for label shift with black box predictors. In *International conference on machine learning*, pages 3122–3130. PMLR, 2018.
- Mingsheng Long, Jianmin Wang, Guiguang Ding, Jiaguang Sun, and Philip S Yu. Transfer feature learning with joint distribution adaptation. In *Proceedings of the IEEE international conference on computer vision*, pages 2200–2207, 2013.
- Mingsheng Long, Han Zhu, Jianmin Wang, and Michael I Jordan. Deep transfer learning with joint adaptation networks. In *International conference on machine learning*, pages 2208–2217. PMLR, 2017.
- Shangyun Lu, Bradley Nott, Aaron Olson, Alberto Todeschini, Hossein Vahabi, Yair Carmon, and Ludwig Schmidt. Harder or different? a closer look at distribution shift in dataset reproduction. In *ICML Workshop on Uncertainty and Robustness in Deep Learning*, 2020.
- Aditya Menon and Cheng Soon Ong. Linking losses for density ratio and class-probability estimation. In *International Conference on Machine Learning*, pages 304–313. PMLR, 2016.
- Kevin P Murphy. *Machine learning: a probabilistic perspective*. MIT press, 2012.
- Sinno Jialin Pan and Qiang Yang. A survey on transfer learning. *IEEE Transactions on knowledge and data engineering*, 22(10):1345–1359, 2009.
- Sinno Jialin Pan, Ivor W Tsang, James T Kwok, and Qiang Yang. Domain adaptation via transfer component analysis. *IEEE Transactions on Neural Networks*, 22(2):199–210, 2010.
- Joaquin Quionero-Candela, Masashi Sugiyama, Anton Schwaighofer, and Neil D Lawrence. *Dataset shift in machine learning*. 2009.

- Benjamin Recht, Rebecca Roelofs, Ludwig Schmidt, and Vaishaal Shankar. Do cifar-10 classifiers generalize to cifar-10? *arXiv preprint arXiv:1806.00451*, 2018.
- Elan Rosenfeld, Pradeep Ravikumar, and Andrej Risteski. The risks of invariant risk minimization. In *International Conference on Learning Representations*, 2021. URL <https://openreview.net/forum?id=BbNIbVPJ-42>.
- Marco Saerens, Patrice Latinne, and Christine Decaestecker. Adjusting the outputs of a classifier to new a priori probabilities: a simple procedure. *Neural computation*, 14(1):21–41, 2002.
- Shiori Sagawa, Pang Wei Koh, Tatsunori B Hashimoto, and Percy Liang. Distributionally robust neural networks for group shifts: On the importance of regularization for worst-case generalization. *arXiv preprint arXiv:1911.08731*, 2019.
- Hidetoshi Shimodaira. Improving predictive inference under covariate shift by weighting the log-likelihood function. *Journal of statistical planning and inference*, 90(2):227–244, 2000.
- Megha Srivastava, Tatsunori Hashimoto, and Percy Liang. Robustness to spurious correlations via human annotations. *arXiv preprint arXiv:2007.06661*, 2020.
- Amos Storkey. When training and test sets are different: characterizing learning transfer. *Dataset shift in machine learning*, pages 3–28, 2009.
- Masashi Sugiyama, Taiji Suzuki, Shinichi Nakajima, Hisashi Kashima, Paul von Büna, and Motoaki Kawanabe. Direct importance estimation for covariate shift adaptation. *Annals of the Institute of Statistical Mathematics*, 60(4):699–746, 2008.
- Masashi Sugiyama, Taiji Suzuki, and Takafumi Kanamori. Density-ratio matching under the bregman divergence: a unified framework of density-ratio estimation. *Annals of the Institute of Statistical Mathematics*, 64(5):1009–1044, 2012.
- Baochen Sun and Kate Saenko. Deep coral: Correlation alignment for deep domain adaptation. In *European conference on computer vision*, pages 443–450. Springer, 2016.
- Ju Sun, Qing Qu, and John Wright. A geometric analysis of phase retrieval. In *Information Theory (ISIT), 2016 IEEE International Symposium on*, pages 2379–2383. IEEE, 2016.
- Qian Sun, Rita Chattopadhyay, Sethuraman Panchanathan, and Jieping Ye. A two-stage weighting framework for multi-source domain adaptation. In *Advances in neural information processing systems*, pages 505–513, 2011.
- Remi Tachet des Combes, Han Zhao, Yu-Xiang Wang, and Geoffrey J Gordon. Domain adaptation with conditional distribution matching and generalized label shift. In H. Larochelle, M. Ranzato, R. Hadsell, M. F. Balcan, and H. Lin, editors, *Advances in Neural Information Processing Systems*, volume 33, pages 19276–19289. Curran Associates, Inc., 2020. URL <https://proceedings.neurips.cc/paper/2020/file/dfbfa7ddcffffeb581f50edcf9a0204bb-Paper.pdf>.

- Masatoshi Uehara, Issei Sato, Masahiro Suzuki, Kotaro Nakayama, and Yutaka Matsuo. Generative adversarial nets from a density ratio estimation perspective. *arXiv preprint arXiv:1610.02920*, 2016.
- Martin J Wainwright. *High-dimensional statistics: A non-asymptotic viewpoint*, volume 48. Cambridge University Press, 2019.
- Xuezhi Wang and Jeff Schneider. Flexible transfer learning under support and model shift. In *Advances in Neural Information Processing Systems*, pages 1898–1906, 2014.
- Xuezhi Wang and Jeff G Schneider. Generalization bounds for transfer learning under model shift. In *UAI*, pages 922–931, 2015.
- Xuezhi Wang, Tzu-Kuo Huang, and Jeff Schneider. Active transfer learning under model shift. In *International Conference on Machine Learning*, pages 1305–1313, 2014.
- Karl Weiss, Taghi M Khoshgoftaar, and DingDing Wang. A survey of transfer learning. *Journal of Big data*, 3(1):9, 2016.
- Yifan Wu, Ezra Winston, Divyansh Kaushik, and Zachary Lipton. Domain adaptation with asymmetrically-relaxed distribution alignment. In *International Conference on Machine Learning*, pages 6872–6881. PMLR, 2019.
- Bianca Zadrozny. Learning and evaluating classifiers under sample selection bias. In *Proceedings of the twenty-first international conference on Machine learning*, page 114, 2004.
- Kun Zhang, Bernhard Schölkopf, Krikamol Muandet, and Zhikun Wang. Domain adaptation under target and conditional shift. In *International Conference on Machine Learning*, pages 819–827, 2013.
- Han Zhao, Remi Tachet des Combes, Kun Zhang, and Geoffrey J Gordon. On learning invariant representation for domain adaptation. *arXiv preprint arXiv:1901.09453*, 2019.

A Omitted proof for minimax estimator with covariate shift

A.1 Pinsker's Theorem and covariate shift with linear model

Theorem A.1 (Pinsker's Theorem). *Suppose the observations follow sequence model $y_i = \theta_i^* + \epsilon_i z_i$, $\epsilon_i > 0$, $i \in [d]$, and Θ is an ellipsoid in \mathbb{R}^d : $\Theta = \Theta(a, C) = \{\theta : \sum_i a_i^2 \theta_i^2 \leq C^2\}$. Then the minimax linear risk*

$$\begin{aligned} R_L(\Theta) &:= \min_{\hat{\theta} \text{ linear}} \max_{\theta^* \in \Theta} \mathbb{E} \|\hat{\theta}(\mathbf{y}) - \theta^*\|^2 \\ &= \sum_i \epsilon_i^2 (1 - a_i/\mu)_+, \end{aligned}$$

where $\mu = \mu(C)$ is determined by

$$\sum_{i=1}^d \epsilon_i^2 a_i (\mu - a_i)_+ = C^2.$$

The linear minimax estimator is given by

$$\hat{\theta}_i^*(y) = c_i^* y_i = (1 - a_i/\mu)_+ y_i, \quad (11)$$

and is Bayes for a Gaussian prior π_C having independent components $\theta_i \sim \mathcal{N}(0, \tau_i^2)$ with $\tau_i^* = \epsilon_i^2 (\mu/a_i - 1)_+$.

Our theorem 3.2 is to connect our parameter β^* to the θ^* in pinsker's theorem. First we show that reformulating the problem from a linear map of n dimensional observations \mathbf{y}_S to a linear map on the d -dimensional statistic $\hat{\beta}_{SS}$ is sufficient, i.e., Claim 3.1:

Proof of Claim 3.1. This is to show that if $\hat{\beta}(\mathbf{y}_S) := A\mathbf{y}_S$ is a minimax linear estimator, each row vector of $A \in \mathbb{R}^{d \times n}$ is in the column span of X_S . Write $A = A_1 X_S^\top + A_2 W^\top$ where $W \in \mathbb{R}^{n \times (n-d)}$, columns of which forms the orthonormal complement for the column space of X_S . Equivalently we want to show $A_2 = 0$. We have

$$\begin{aligned} R_L(\mathcal{B}) &\equiv \min_{\hat{\beta}=A\mathbf{y}} \max_{\beta^* \in \mathcal{B}} \mathbb{E} \|\Sigma_T^{1/2}(\hat{\beta} - \beta^*)\|^2 \\ &= \min_{A_1, A_2} \max_{\beta^* \in \mathcal{B}} \mathbb{E} \|\Sigma_T^{1/2}((A_1 X_S^\top + A_2 W^\top)\mathbf{y}_S - \beta^*)\|^2 \\ &= \min_{A_1, A_2} \max_{\beta^* \in \mathcal{B}} \mathbb{E} \|\Sigma_T^{1/2}(A_1 X_S^\top (X_S \beta^* + \mathbf{z}) + A_2 W^\top \mathbf{z} - \beta^*)\|^2 \quad (\text{Since } W^\top X_S = 0) \\ &= \min_{A_1, A_2} \max_{\beta^* \in \mathcal{B}} \left\{ \|\Sigma_T^{1/2}(A_1 X_S^\top X_S - I)\beta^*\|^2 + \mathbb{E} \|\Sigma_T^{1/2} A_1 X_S^\top \mathbf{z}\|^2 \right. \\ &\quad \left. + \mathbb{E} \|\Sigma_T^{1/2} A_2 W^\top \mathbf{z}\|^2 + \mathbb{E} \left\langle \Sigma_T^{1/2} A_1 X_S^\top \mathbf{z}, \Sigma_T^{1/2} A_2 W^\top \mathbf{z} \right\rangle \right\} \\ &\quad \quad \quad (\text{Other cross terms vanish since } \mathbb{E}[\mathbf{z}] = 0) \\ &= \min_{A_1, A_2} \max_{\beta^* \in \mathcal{B}} \left\{ \|\Sigma_T^{1/2}(A_1 X_S^\top X_S - I)\beta^*\|^2 + \mathbb{E} \|\Sigma_T^{1/2} A_1 X_S^\top \mathbf{z}\|^2 + \mathbb{E} \|\Sigma_T^{1/2} A_2 W^\top \mathbf{z}\|^2, \right\} \end{aligned}$$

where the last equation is because

$$\begin{aligned} \mathbb{E} \left\langle \Sigma_T^{1/2} A_1 X_S^\top \mathbf{z}, \Sigma_T^{1/2} A_2 W^\top \mathbf{z} \right\rangle &= \mathbb{E} \left[\text{Tr} \left[\Sigma_T^{1/2} A_1 X_S^\top \mathbf{z} \mathbf{z}^\top W A_2^\top \Sigma_T \right] \right] \\ &= \text{Tr} \left[\Sigma_T^{1/2} A_1 X_S^\top \mathbb{E}[\mathbf{z} \mathbf{z}^\top] W A_2^\top \Sigma_T \right] = \sigma^2 \text{Tr} \left[\Sigma_T^{1/2} A_1 X_S^\top W A_2^\top \Sigma_T \right] = 0. \end{aligned}$$

Clearly, at min-max point, without loss of generality we can take $A_2 = 0$. \square

Formally the proof for Theorem 3.2 is presented here:

Proof of Theorem 3.2. To use Pinsker's theorem to prove Theorem 3.2, we simply need to transform the problem match its setting. Let $\mathbf{y}_T = \Sigma_T^{1/2} \hat{\Sigma}_S^{-1} X_S^\top \mathbf{y}_S / n_S = \boldsymbol{\theta}_T^* + \mathbf{z}_T$, where $\boldsymbol{\theta}_T^* = U^\top \Sigma_T^{1/2} \boldsymbol{\beta}^*$ and $\mathbf{z}_T \sim \mathcal{N}(0, \sigma^2 \text{diag}([t_i/s_i]_{i=1}^d)/n_S)$. The set for $\boldsymbol{\theta}_T^*$ is $\Theta = \{\boldsymbol{\theta} \mid \|\Sigma_T^{-1/2} U \boldsymbol{\theta}\| \leq r\}$, i.e., $\Theta = \{\boldsymbol{\theta} \mid \sum_i \boldsymbol{\theta}_i^2 / t_i \leq r^2\}$.

Now with Pinsker's theorem, $\hat{\boldsymbol{\theta}}(\mathbf{y}_T)_i = (1 - 1/(\mu\sqrt{t_i}))_+ (\mathbf{y}_T)_i$ is the best linear estimator for $\boldsymbol{\theta}_T^*$, where $\mu = \mu(r)$ solves

$$\frac{\sigma^2}{n_S} \sum_{i=1}^d \frac{\sqrt{t_i}}{s_i} \left(\mu - \frac{1}{\sqrt{t_i}} \right)_+ = r^2. \quad (12)$$

Connecting to the original problem, we get that the best estimator for $\Sigma_T^{1/2} \boldsymbol{\beta}^*$ is $U(I - \frac{1}{\mu} \text{diag}([1/\sqrt{t_i}]_{i=1}^d)) \mathbf{y}_T = U(I - \frac{1}{\mu} \text{diag}([1/\sqrt{t_i}]_{i=1}^d)) U^\top \Sigma_T^{1/2} \Sigma_S^{-1} X_S^\top \mathbf{y}_S / n_S$. \square

A.2 Omitted proof for noncommute second-moment matrices

Convex program. Our estimator for $\boldsymbol{\beta}^*$ can be achieved through convex programming:

Proof of Proposition 3.3. First note the objective function is quadratic in C and linear in τ , therefore we only need to prove the constraint $S = \{(C, \tau) \mid (C - I)^\top \Sigma_T (C - I) \preceq \tau I\}$ is a convex set. Notice for $(C_1, \tau_1), (C_2, \tau_2) \in S$, i.e., $(C_i - I)^\top \Sigma_T (C_i - I) \preceq \tau_i I, i \in \{1, 2\}$. We simply need to prove for $C_\alpha := \alpha C_1 + (1 - \alpha) C_2, \tau_\alpha := \tau_1 \alpha + \tau_2 (1 - \alpha), (C_\alpha - I)^\top \Sigma_T (C_\alpha - I) \preceq \tau_\alpha I$ for any $\alpha \in [0, 1]$. First, notice $(C_1 - C_2)^\top \Sigma_T (C_1 - C_2) \succeq 0$. Next,

$$\begin{aligned} & (C_\alpha - I)^\top \Sigma_T (C_\alpha - I) \\ &= \alpha (C_1 - I)^\top \Sigma_T (C_1 - I) + (1 - \alpha) (C_2 - I)^\top \Sigma_T (C_2 - I) \\ & \quad - \alpha(1 - \alpha) (C_1 - C_2)^\top \Sigma_T (C_1 - C_2) \\ & \preceq \alpha (C_1 - I)^\top \Sigma_T (C_1 - I) + (1 - \alpha) (C_2 - I)^\top \Sigma_T (C_2 - I) \\ & \preceq \tau_\alpha I. \end{aligned}$$

\square

Benefit of our estimator. Compared to ridge regression, our estimator could possibly achieve much better ($d^{-1/4}$) improvements:

Proof of Remark 3.1. We consider diagonal second-moment matrices $\hat{\Sigma}_S = \text{diag}(\mathbf{s})$, $\Sigma_T = \text{diag}(\mathbf{t})$, $\sigma = 1$. First we calculate the expected risk obtained with ridge regression: $\hat{\beta}_{\text{RR}}^\lambda = (X_S^\top X_S/n + \lambda I)^{-1} X_S^\top \mathbf{y}_S/n_S \sim \mathcal{N}((\hat{\Sigma}_S + \lambda I)^{-1} \Sigma_S \beta^*, 1/n_S (\Sigma_S + \lambda I)^{-2} \Sigma_S)$.

$$\begin{aligned} L_B(\beta_{\text{RR}}^\lambda) &= \max_{\beta^* \in \mathcal{B}} \mathbb{E}_{\mathbf{y}_S} \|\Sigma_T^{1/2} (\hat{\beta}_{\text{RR}}^\lambda(\mathbf{y}_S) - \beta^*)\|^2 \\ &= \max_{\beta^* \in \mathcal{B}} \|\Sigma_T^{1/2} ((\hat{\Sigma}_S + \lambda I)^{-1} \hat{\Sigma}_S - I) \beta^*\|^2 + \text{Tr}(\frac{1}{n_S} (\hat{\Sigma}_S + \lambda I)^{-2} \hat{\Sigma}_S \Sigma_T) \\ &= \max_i r^2 \left(\frac{\sqrt{t_i} s_i}{s_i + \lambda} - \sqrt{t_i} \right)^2 + \sum_i \frac{1}{n_S} \frac{t_i s_i}{(s_i + \lambda)^2}. \end{aligned}$$

Compared to our risk:

$$R_L(\mathcal{B}) = \sum_i \frac{1}{n_S} \frac{t_i}{s_i} (1 - \frac{1}{\sqrt{t_i} \mu})_+,$$

where $\frac{1}{n} \sum_{i=1}^d \frac{\sqrt{t_i}}{s_i} (\mu - \frac{1}{\sqrt{t_i}})_+ = r^2$. Let $r^2 = \frac{\sqrt{d}}{n_S}$, $s_i = 1, \forall i, t_i = 1, \forall i \in [d_0], t_i = d^{-1/2}, d_0 < i \leq d$, where $d_0 = \frac{\sqrt{d}}{d^{1/4}-1} \approx d^{1/4}$. Then $\mu = 1$, and $R_L(\mathcal{B}) = \frac{d^{1/4}}{n}$. In this case,

$$\begin{aligned} &\min_\lambda \max_i r^2 \left(\frac{\sqrt{t_i} s_i}{s_i + \lambda} - \sqrt{t_i} \right)^2 + \sum_i \frac{1}{n_S} \frac{t_i s_i}{(s_i + \lambda)^2} \\ &= \min_\lambda \max_i \frac{\sqrt{d}}{n} \left(\frac{\sqrt{t_i}}{1 + \lambda} - \sqrt{t_i} \right)^2 + \sum_i \frac{1}{n_S} \frac{t_i}{(1 + \lambda)^2} \geq \min_\lambda \frac{\sqrt{d}}{n} \frac{\lambda^2}{(1 + \lambda)^2} + \frac{\sqrt{d}}{n} \frac{1}{(1 + \lambda)^2} \\ &\geq \frac{\sqrt{d}}{2n}. \end{aligned}$$

Therefore $\min_\lambda L_B(\hat{\beta}_{\text{RR}}^\lambda) \geq d^{1/4} R_L(\mathcal{B})/2$. □

Near minimax risk. Even among all nonlinear estimators, our estimator is within 1.25 of the minimax risk:

Proof of Theorem 3.4. First we note that for both linear and nonlinear estimators, it is sufficient to use $\hat{\beta}_{\text{SS}}$ instead of the original observations \mathbf{y}_S . See Lemma A.2 and its corollary. Therefore it suffices to do the following reformulations of the problem.

When Σ_S and Σ_T commute, we formulate the problem as the following Gaussian sequence model. Recall $\hat{\Sigma}_S = U \text{diag}(\mathbf{s}) U^\top$, $\Sigma_T = U \text{diag}(\mathbf{t}) U^\top$. Let $\theta^* = U^\top \Sigma_T^{1/2} \beta^*$, and $\mathbf{y} = U^\top \Sigma_T^{1/2} \hat{\beta}_{\text{SS}} \sim \mathcal{N}(\theta^*, \frac{\sigma^2}{n_S} \text{diag}(\mathbf{t}/\mathbf{s}))$. Our objective of minimizing $\|\Sigma_T^{1/2} (\hat{\beta}(\mathbf{y}_S) - \hat{\beta}^*)\|$ from linear estimator is equivalent to minimizing $\|U(\hat{\theta}(\mathbf{y}) - \hat{\theta}^*)\| = \|\hat{\theta}(\mathbf{y}) - \hat{\theta}^*\|$ from linear estimator.

The set for the parameter that satisfies $\boldsymbol{\theta}^* = U^\top \Sigma_T^{1/2} \boldsymbol{\beta}^*$, $\|\boldsymbol{\beta}^*\| \leq r$ is equivalent to $\|\Sigma_T^{-1/2} U \boldsymbol{\theta}^*\| \leq r \Leftrightarrow \|\boldsymbol{\theta}_i^* / \sqrt{t_i}\| \leq r$ is an axis-aligned ellipsoid. Then we could directly derive our result from Corollary 4.26 from [Johnstone \(2011\)](#). Note that this result is a special case of Theorem 5.2 and we have provided a detailed proof in Section C. Therefore here we save further descriptions.

For the case when $\Sigma_T = \mathbf{a}\mathbf{a}^\top$ is rank-1, the objective function becomes:

$$R_L^*(\mathcal{B}) = \min_{\boldsymbol{\beta}^* \text{ linear}} \max_{\boldsymbol{\beta} \in \mathcal{B}} \mathbb{E}(\mathbf{a}^\top (\hat{\boldsymbol{\beta}}(\mathbf{y}_S) - \boldsymbol{\beta}^*))^2.$$

Then the result could be derived from Corollary 1 of [Donoho \(1994\)](#), which reformulate the problem to the hardest one-dimensional problem which becomes tractable. \square

In the proof above, we equate the best nonlinear estimator on \mathbf{y}_S as the best nonlinear estimator on $\hat{\boldsymbol{\beta}}_{SS}$. The reasoning is as follows:

Lemma A.2 (Sufficient statistic is enough to achieve a best estimator). *Consider the statistical problem of estimating $\boldsymbol{\beta}^* \in \mathcal{B}$ from observations $\mathbf{y} \in \mathcal{Y}$. \mathcal{B} ℓ^2 -compact. If $S(\mathbf{y})$ is a sufficient statistic of $\boldsymbol{\beta}^*$, then the best estimator that achieves $\min_{\hat{\boldsymbol{\beta}}} \max_{\boldsymbol{\beta}^*} \ell(\hat{\boldsymbol{\beta}}, \boldsymbol{\beta}^*)$ is of the form $\hat{\boldsymbol{\beta}} = f(S(\mathbf{y}))$ with some function f , for any loss $\ell : \mathcal{Y} \rightarrow [0, \infty)$.*

This Lemma is restated from Proposition 3.13 from [Johnstone \(2011\)](#).

Corollary A.3 (Corollary of Lemma A.2). *Under the same setting of Lemma A.2, $R_N(\mathcal{B})$ is achieved with the form $\hat{\boldsymbol{\beta}} = f(S(\mathbf{y}))$.*

A.3 Omitted proof for utilizing source and target data jointly

Sufficient statistic.

Proof of Claim 3.9. Denote by $\bar{\boldsymbol{\beta}}_S := \hat{\Sigma}_S^{-1} X_S^\top \mathbf{y}_S / n_S \sim \mathcal{N}(\boldsymbol{\beta}^*, \frac{\sigma^2}{n_S} \hat{\Sigma}_S^{-1})$ and $\bar{\boldsymbol{\beta}}_T := \hat{\Sigma}_T^{-1} X_T^\top \mathbf{y}_T / n_T \sim \mathcal{N}(\boldsymbol{\beta}^*, \frac{\sigma^2}{n_T} \hat{\Sigma}_T^{-1})$. We use the Fisher–Neyman factorization theorem to derive the sufficient statistics. The likelihood of observing $\bar{\boldsymbol{\beta}}_S, \bar{\boldsymbol{\beta}}_T$ from parameter $\boldsymbol{\beta}^*$ is:

$$\begin{aligned} p(\bar{\boldsymbol{\beta}}_S, \bar{\boldsymbol{\beta}}_T; \boldsymbol{\beta}^*) &= c e^{-\frac{n_S}{\sigma^2} (\bar{\boldsymbol{\beta}}_S - \boldsymbol{\beta}^*)^\top \hat{\Sigma}_S (\bar{\boldsymbol{\beta}}_S - \boldsymbol{\beta}^*) - \frac{n_T}{\sigma^2} (\bar{\boldsymbol{\beta}}_T - \boldsymbol{\beta}^*)^\top \hat{\Sigma}_T (\bar{\boldsymbol{\beta}}_T - \boldsymbol{\beta}^*)} \\ &= c g(\boldsymbol{\beta}^*, T(\boldsymbol{\beta}^*)) h(\bar{\boldsymbol{\beta}}_S, \bar{\boldsymbol{\beta}}_T), \end{aligned}$$

where $g(\boldsymbol{\beta}^*, T(\boldsymbol{\beta}^*)) = e^{-(\boldsymbol{\beta}^* - \hat{\boldsymbol{\beta}}_{SS})^\top (\frac{n_S}{\sigma^2} \hat{\Sigma}_S + \frac{n_T}{\sigma^2} \hat{\Sigma}_T)^{-1} (\boldsymbol{\beta}^* - \hat{\boldsymbol{\beta}}_{SS})}$, and c is some constant. Therefore it's easy to see that $T(\boldsymbol{\beta}^*) = \hat{\boldsymbol{\beta}}_{SS}$ is the sufficient statistic for $\boldsymbol{\beta}^*$. \square

Proof of Claim 3.10. With similar procedure as before, and notice \mathbf{z}_S and \mathbf{z}_T are independent, we could first conclude that the optimal estimator is of the form $\hat{\boldsymbol{\beta}} = A \hat{\Sigma}_S^{-1} X_S^\top \mathbf{y}_S / n_S + B \hat{\Sigma}_T^{-1} X_T^\top \mathbf{y}_T / n_T \sim \mathcal{N}((A + B)\boldsymbol{\beta}^*, \frac{\sigma^2}{n_S} A \hat{\Sigma}_S^{-1} A^\top + \frac{\sigma^2}{n_T} B \hat{\Sigma}_T^{-1} B^\top)$.

$$R_L(\mathcal{B}) = \min_{A, B} \max_{\boldsymbol{\beta}^* \in \mathcal{B}} \mathbb{E}_{\mathbf{z}} \|\Sigma_T^{1/2} (\hat{\boldsymbol{\beta}} - \boldsymbol{\beta}^*)\|^2$$

$$\begin{aligned}
&= \min_{A,B} \max_{\beta^* \in \mathcal{B}} \left\{ \|\Sigma^{1/2}(A+B-I)\beta^*\|^2 \right. \\
&\quad \left. + \sigma^2 \text{Tr} \left(\left(\frac{1}{n_S} A \hat{\Sigma}_S^{-1} A^\top + \frac{1}{n_T} B \hat{\Sigma}_T^{-1} B^\top \right) \Sigma_T \right) \right\} \\
&= \min_{A,B} \left\{ \|\Sigma^{1/2}(A+B-I)\|_{op}^2 r^2 + \sigma^2 \text{Tr} \left(\left(\frac{1}{n_S} A \hat{\Sigma}_S^{-1} A^\top + \frac{1}{n_T} B \hat{\Sigma}_T^{-1} B^\top \right) \Sigma_T \right) \right\}
\end{aligned}$$

Take gradient w.r.t A and B respectively we have:

$$\begin{aligned}
&\nabla_A (\|\Sigma^{1/2}(A+B-I)\|_{op}^2 r^2) + \frac{\sigma^2}{n_S} \Sigma_T A \hat{\Sigma}_S^{-1} = 0 \\
&= \nabla_B (\|\Sigma^{1/2}(A+B-I)\|_{op}^2 r^2) + \frac{\sigma^2}{n_T} \Sigma_T B \hat{\Sigma}_T^{-1} = 0
\end{aligned}$$

Notice the first terms are equivalent. Therefore $\frac{1}{n_S} A \hat{\Sigma}_S^{-1} = \frac{1}{n_T} B \hat{\Sigma}_T^{-1}$ thus the optimal $\hat{\beta}$ is of the form $C(X_S^\top \mathbf{y}_S + X_T^\top \mathbf{y}_T)$ for some matrix C , thus finishing the proof. \square

B Omitted proof with approximation error

Unbiased estimator for $\hat{\beta}_T^*$.

Proof of Claim 4.1.

$$\begin{aligned}
\hat{\beta}_{LS} - \beta_T^* &= (X_S^\top \text{diag}(\mathbf{w}) X_S)^{-1} (X_S^\top \text{diag}(\mathbf{w}) \mathbf{y}) - \beta_T^* \\
&= (X_S^\top \text{diag}(\mathbf{w}) X_S)^{-1} (X_S^\top \text{diag}(\mathbf{w}) (X_S \beta_T^* + \mathbf{a}_T + \mathbf{z})) - \beta_T^* \\
&= (X_S^\top \text{diag}(\mathbf{w}) X_S)^{-1} (X_S^\top \text{diag}(\mathbf{w}) (\mathbf{a}_T + \mathbf{z}))
\end{aligned}$$

Notice $\mathbb{E}_{\mathbf{x} \sim p_S} [\mathbf{x} a_T(\mathbf{x}) \frac{p_T(\mathbf{x})}{p_S(\mathbf{x})}] = \mathbb{E}_{\mathbf{x} \sim p_T} [\mathbf{x} a_T(\mathbf{x})] = 0$. This is due to the KKT condition for the minimizer of $l(\beta) := \mathbb{E}_{\mathbf{x} \sim p_T} \|f^*(\mathbf{x}) - \beta^\top \mathbf{x}\|^2$ at β_T^* : $\nabla_\beta f(\beta^*) = 0 \rightarrow \mathbb{E}_{\mathbf{x} \sim p_T} [\mathbf{x} (f^* - \mathbf{x}^\top \beta_T^*)] = 0$, i.e., $\mathbb{E}_{\mathbf{x} \sim p_T} [\mathbf{x} a_T(\mathbf{x})] = 0$. Next we have: $\mathbb{E}_{\mathbf{x}_i \sim p_S} [X_S^\top \text{diag}(\mathbf{w}) X_S] = \mathbb{E}_{\mathbf{x}_i \sim p_S} \sum_{i=1}^n \frac{p_T(\mathbf{x}_i)}{p_S(\mathbf{x}_i)} \mathbf{x}_i \mathbf{x}_i^\top = \mathbb{E}_{\mathbf{x}_j \sim p_T} \sum_{j=1}^n [\mathbf{x}_j \mathbf{x}_j^\top] = n_S \Sigma_T$. Therefore

$$\hat{\beta}_{LS} - \beta_T^* \rightarrow \mathcal{N}(0, \frac{1}{n_S} \Sigma_T^{-1} \mathbb{E}_{\mathbf{x} \sim p_T} [p_T(\mathbf{x})/p_S(\mathbf{x}) (a_T(\mathbf{x})^2 + \sigma^2) \mathbf{x} \mathbf{x}^\top] \Sigma_T^{-1}).$$

\square

Proof of Claim 4.2. Recall $X_S = [\mathbf{x}_1^\top | \mathbf{x}_2^\top | \cdots | \mathbf{x}_n^\top]^\top \in \mathbb{R}^{n \times d}$, with $\mathbf{x}_i, \forall i \in [n]$ drawn from p_S , and $\mathbf{a}_T = [a_T(\mathbf{x}_1), a_T(\mathbf{x}_2), \cdots, a_T(\mathbf{x}_n)]^\top \in \mathbb{R}^n$, $\mathbf{y} = [y(\mathbf{x}_1), y(\mathbf{x}_2), \cdots, y(\mathbf{x}_n)]^\top \in \mathbb{R}^n$, noise $\mathbf{z} = \mathbf{y} - f^*(X)$. $\mathbf{w} = [p_T(\mathbf{x}_i)/p_S(\mathbf{x}_i)]^\top$.

To prove the, we only need to show the minimax linear estimator $A\mathbf{y}$ is achieved of the form $A_1 X^\top \text{diag}(\mathbf{w})$, i.e., the row span of A is in the row span of $X^\top \text{diag}(\mathbf{w})$.

$$R_L(\mathcal{B}) \equiv \min_A \max_{\beta_T^* \in \mathcal{B}, \mathbf{a}_T \in \mathcal{F}} \mathbb{E}_{\mathbf{x}_i \sim p_S, \mathbf{z}} [\|\Sigma_T^{1/2} (A\mathbf{y} - \beta_T^*)\|^2]$$

$$\begin{aligned}
&= \min_A \max_{\beta_T^* \in \mathcal{B}, a_T \in \mathcal{F}} \mathbb{E} \|\Sigma_T^{1/2}((AX - I)\beta_T^* + A\mathbf{a}_T + Az)\|^2 \\
&= \min_A \max_{\beta_T^* \in \mathcal{B}, a_T \in \mathcal{F}} \left\{ \|\Sigma_T^{1/2}((\mathbb{E}[AX] - I)\beta_T^* + \mathbb{E}[A\mathbf{a}_T])\|_2^2 \right. \\
&\quad \left. + \mathbb{E} \|\Sigma_T^{1/2}(AX - \mathbb{E}[AX])\beta_T^*\|^2 + \mathbb{E} \|\Sigma_T^{1/2}(A\mathbf{a}_T - \mathbb{E}[A\mathbf{a}_T])\|^2 + \mathbb{E} \|\Sigma_T^{1/2}Az\|^2 \right\}
\end{aligned}$$

Write $A = A_1 X^\top \text{diag}(\mathbf{w}) + A_2 W^\top$, where $X \in \mathbb{R}^{n \times d}$ and $W \in \mathbb{R}^{n \times (n-d)}$ forms the orthogonal complement for the column span of $\text{diag}(\mathbf{w})X$. Therefore $X^\top \text{diag}(\mathbf{w})W = 0$, and $W^\top W = I_{n-d}$. Also, notice $\mathbb{E}_{\mathbf{x}_i \sim p_S}[X^\top \text{diag}(\mathbf{w})\mathbf{a}_T] = n \mathbb{E}_{\mathbf{x} \sim p_T}[\mathbf{x}a_T(\mathbf{x})] = 0$. Therefore plugging it in $R_L(\mathcal{B})$, we have:

$$\begin{aligned}
R_L(\mathcal{B}) &= \min_A \max_{\beta_T^* \in \mathcal{B}, f^* \in \mathcal{F}} \left\{ \|\Sigma_T^{1/2}((A_1 \mathbb{E}_{p_S}[X^\top \text{diag}(\mathbf{w})X] - I)\beta_T^* + A_2 \mathbb{E}[W^\top \mathbf{a}_T])\|_2^2 \right. \\
&\quad + \mathbb{E} \|\Sigma_T^{1/2} A_1 (X^\top \text{diag}(\mathbf{w})X - \mathbb{E}[X^\top \text{diag}(\mathbf{w})X])\beta_T^*\|^2 \\
&\quad + \mathbb{E} \|\Sigma_T^{1/2} A_2 (W^\top \mathbf{a}_T - \mathbb{E}[W^\top \mathbf{a}_T])\|^2 \\
&\quad \left. + \sigma^2 \mathbb{E} \|\Sigma_T^{1/2} A_1 X^\top \text{diag}(\mathbf{w})\|^2 + \sigma^2 \mathbb{E} \|\Sigma_T^{1/2} A_2\|^2 \right\} \\
&= \min_{A_1, A_2} \max_{\beta_T^* \in \mathcal{B}, f^* \in \mathcal{F}} \left\{ \|\Sigma_T^{1/2}((A_1 n_S \Sigma_T - I)\beta_T^* + A_2 \mathbb{E}[W^\top \mathbf{a}_T])\|_2^2 \right. \\
&\quad + \mathbb{E} \|\Sigma_T^{1/2} A_1 (X^\top \text{diag}(\mathbf{w})X - \Sigma_T)\beta_T^*\|^2 + \mathbb{E} \|\Sigma_T^{1/2} A_2 (W^\top \mathbf{a}_T - \mathbb{E}[W^\top \mathbf{a}_T])\|^2 \\
&\quad \left. + \sigma^2 \mathbb{E} \|\Sigma_T^{1/2} A_1 X^\top \text{diag}(\mathbf{w})\|^2 + \sigma^2 \mathbb{E} \|\Sigma_T^{1/2} A_2\|^2 \right\}
\end{aligned}$$

We could view $\mathbb{E}[W^\top \mathbf{a}_T]$ and $W^\top \mathbf{a}_T - \mathbb{E}[W^\top \mathbf{a}_T]$ separately. First notice at min-max point, if $\mathbb{E}[W^\top \mathbf{a}_T] = 0$, the minimizer A_2 should be 0 since it only appears in the third and last non-negative terms. If $\mathbb{E}[W^\top \mathbf{a}_T] \neq 0$, the cross term of the bias should be non-negative, or otherwise since both f^* and $-f^*$ are in the set, a_T, β_T^* could be replaced by $-a_T, -\beta_T^*$ and the loss increases. Clearly in this case A_2 should also be 0 at min-max point. \square

On estimating p_T/p_S .

Proof of Proposition 4.3.

$$\begin{aligned}
\mathbb{E}_{x, y \sim q}(y - f(x))^2 &= \mathbb{E}_{y \sim \text{Ber}(1/2)}[\mathbb{E}[x \sim q_{X|Y}](y - f(x))^2 | y] \\
&= 1/2 \mathbb{E}_{x \sim p_T}(1 - f(x))^2 + 1/2 \mathbb{E}_{x \sim p_S}(0 - f(x))^2 \\
&= \int_x p_T(\mathbf{x})(1 - f(\mathbf{x}))^2 + p_S(\mathbf{x})f(\mathbf{x})^2 d\mathbf{x}.
\end{aligned}$$

For any \mathbf{x} , the optimal value for $a := f(\mathbf{x})$ is obtained by taking the derivative of $p_T(\mathbf{x})(1 - a)^2 + p_S(\mathbf{x})a^2$, i.e., $a = \frac{p_T(\mathbf{x})}{p_S(\mathbf{x}) + p_T(\mathbf{x})}$. Therefore, the optimal function $f(\mathbf{x}) \equiv \frac{p_T(\mathbf{x})}{p_S(\mathbf{x}) + p_T(\mathbf{x})}$ for all \mathbf{x} . \square

C Omitted Proof with Model Shift

Definition C.1 (Orthosymmetry). A set Θ is said to be solid and orthosymmetric if $\theta \in \Theta$ and $|\zeta_i| \leq |\theta_i|$ for all i implies that $\zeta \in \Theta$. If a solid, orthosymmetric Θ contains a point τ , then it contains the entire hyperrectangle that τ defines: $\Theta(\tau) \equiv \{\theta \mid |\theta_i| \leq \tau_i, \forall i\} \subset \Theta$.

Proof of Claim 5.1. First notice for any estimator $\hat{\beta}$, it all satisfies

$$L_{\mathcal{B},\Delta}(\hat{\beta}) \leq r_{\mathcal{B},\Delta}(\hat{\beta}) \leq 2L_{\mathcal{B},\Delta}(\hat{\beta}). \quad (13)$$

The first inequality is straightforward with the same reasoning of AM-GM as the derivation of (8). As for the second inequality, we take a closer look at (8). Notice that when $\max_{\beta_T^* \in \mathcal{B}, \delta \in \Delta}$ is achieved, the cross term has to be non-negative, or otherwise one could flip the sign of β_T^* to make the value larger. Therefore at maximum $\|\Sigma_T^{1/2}((A_1 + A_2 - I)\beta_T^* + \Sigma_T^{1/2} A_1 \delta)\|^2 + \|\Sigma_T^{1/2} A_1 \delta\|^2 \leq \|\Sigma_T^{1/2}((A_1 + A_2 - I)\beta_T^* + \Sigma_T^{1/2} A_1 \delta)\|^2$, and notice the remaining parts are all non-negative. Therefore $r_{\mathcal{B},\Delta}(\hat{\beta}) \leq 2L_{\mathcal{B},\Delta}(\hat{\beta})$.

Now let $\hat{\beta}^* = \arg \min_{\hat{\beta} = A_1 \bar{y}_S + A_2 \bar{y}_S} L_{\mathcal{B},\Delta}(\hat{\beta})$. We have:

$$\begin{aligned} R_L(\mathcal{B}, \Delta) &= L_{\mathcal{B},\Delta}(\hat{\beta}^*) \stackrel{(a)}{\leq} L_{\mathcal{B},\Delta}(\hat{\beta}_{\text{MM}}) \\ &\stackrel{(13)}{\leq} r_{\mathcal{B},\Delta}(\hat{\beta}_{\text{MM}}) \stackrel{(b)}{\leq} r_{\mathcal{B},\Delta}(\hat{\beta}^*) \stackrel{(13)}{\leq} 2L_{\mathcal{B},\Delta}(\hat{\beta}^*) = 2R_L(\mathcal{B}, \Delta). \end{aligned}$$

The inequality (a) is by definition of $\hat{\beta}^*$ while (b) is from the definition of $\hat{\beta}_{\text{MM}}$. \square

C.1 Lower Bound with Model Shift

In order to derive the lower bound, we abstract the problem to the following more general one:

Problem 1. For arbitrary diagonal matrix $D \in \mathbb{R}^{d \times d}$, two ℓ_2 -compact, solid, orthosymmetric, and quadratically convex sets $\Theta, \Delta \subset \mathbb{R}^d$, let

$$\mathcal{P}_{\Theta,\Delta,D} = \left\{ \mathcal{N} \left(\begin{bmatrix} D\theta + \delta \\ \theta \end{bmatrix}, \begin{bmatrix} I & 0 \\ 0 & I \end{bmatrix} \right) \mid \theta \in \Theta, \delta \in \Delta \right\}$$

Let $R_L(\Theta, \Delta, D)$ and $R_N(\Theta, \Delta, D)$ be the minimax linear risk and minimax risk respectively for estimating θ within the distribution class $\mathcal{P}_{\Theta,\Delta,D}$:

$$\begin{aligned} R_L(\Theta, \Delta, D) &= \min_{\hat{\theta}: \mathbb{R}^d \rightarrow \Theta \text{ linear}} \max_{P \in \mathcal{P}_{\Theta,\Delta,D}} r_P(\hat{\theta}), \\ R_N(\Theta, \Delta, D) &= \min_{\hat{\theta}: \mathbb{R}^d \rightarrow \Theta} \max_{P \in \mathcal{P}_{\Theta,\Delta,D}} r_P(\hat{\theta}). \end{aligned}$$

Here $r_P(\hat{\theta}) := \mathbb{E}_{x \sim P} \|\hat{\theta}(x) - \theta(P)\|_2^2$. We want to derive a uniform lower bound for R_N with R_L , i.e., $R_N \geq \mu^* R_L$, where μ^* is universal and doesn't depend on the choices of D , Θ or Δ .

Before proving the lower bound, we establish its connection to our considered problem:

Remark C.1. Suppose $\Sigma_S = U \text{diag}(\mathbf{s}) U^\top$ and $\Sigma_T = U \text{diag}(\mathbf{t}) U^\top$ share the same eigenspace. Recall our samples $\mathbf{a} \sim \mathcal{N}(\Sigma_S^{1/2}(\beta_T^* + \delta), \sigma^2 I)$, $\mathbf{b} \sim \mathcal{N}(\Sigma_T^{1/2} \beta_T^*, \sigma^2 I)$. Our goal to uniformly lower bound $R_N(r, \gamma)$ by $R_L(r, \gamma)$ is essentially Problem 1, where

$$R_L(r, \gamma) := \min_{\hat{\beta} \text{ linear}} \max_{\|\beta_T^*\| \leq r, \|\delta\| \leq \gamma} \mathbb{E} \|\Sigma_T^{1/2}(\hat{\beta}(\mathbf{a}, \mathbf{b}) - \beta^*)\|^2,$$

$$R_N(r, \gamma) := \min_{\hat{\beta}} \max_{\|\beta_T^*\| \leq r, \|\delta\| \leq \gamma} \mathbb{E} \|\Sigma_T^{1/2}(\hat{\beta}(\mathbf{a}, \mathbf{b}) - \beta^*)\|^2.$$

Proof of Remark C.1. Our target considers samples drawn from distributions $\mathbf{x} \sim \mathcal{N}(\Sigma_S^{1/2}(\beta_T^* + \delta), \sigma^2 I)$, $\mathbf{y} \sim \mathcal{N}(\Sigma_T^{1/2} \beta_T^*, \sigma^2 I)$.

$$\begin{aligned} \begin{bmatrix} \mathbf{a} \\ \mathbf{b} \end{bmatrix} &\sim \mathcal{N} \left(\begin{bmatrix} U \text{diag}(\mathbf{s}^{1/2}) U^\top (\beta_T^* + \delta) \\ U \text{diag}(\mathbf{t}^{1/2}) U^\top \beta_T^* \end{bmatrix}, \begin{bmatrix} \sigma^2 I & 0 \\ 0 & \sigma^2 I \end{bmatrix} \right), \boldsymbol{\theta} \in \Theta, \boldsymbol{\delta} \in \Delta \\ \iff \begin{bmatrix} U^\top \mathbf{a} / \sigma \\ U^\top \mathbf{b} / \sigma \end{bmatrix} &\sim \mathcal{N} \left(\begin{bmatrix} \text{diag}(\mathbf{s}^{1/2}) U^\top (\beta_T^* + \delta) \\ \text{diag}(\mathbf{t}^{1/2}) U^\top \beta_T^* \end{bmatrix}, \begin{bmatrix} I & 0 \\ 0 & I \end{bmatrix} \right), \|\beta_T^*\| \leq r, \|\delta\| \in \gamma \end{aligned}$$

Let $\bar{\mathbf{a}} = U^\top \mathbf{a} / \sigma$, $\bar{\mathbf{b}} = U^\top \mathbf{b} / \sigma$, $\Theta = \{\boldsymbol{\theta} \mid \|\text{diag}(\mathbf{t}^{-1/2}) \boldsymbol{\theta}\| \leq r\}$, $\Delta = \{\|\text{diag}(\mathbf{s}^{-1/2}) \boldsymbol{\delta}\| \leq \gamma\}$. $\bar{\boldsymbol{\theta}} = U^\top \Sigma_T^{1/2} \beta_T^*$, $\bar{\boldsymbol{\delta}} = U^\top \Sigma_S^{1/2} \delta$, and $D = \text{diag}(\mathbf{s}^{1/2} \mathbf{t}^{-1/2})$. We get:

$$\begin{aligned} \begin{bmatrix} U^\top \mathbf{a} / \sigma \\ U^\top \mathbf{b} / \sigma \end{bmatrix} &\sim \mathcal{N} \left(\begin{bmatrix} \text{diag}(\mathbf{s}^{1/2}) U^\top (\beta_T^* + \delta) \\ \text{diag}(\mathbf{t}^{1/2}) U^\top \beta_T^* \end{bmatrix}, \begin{bmatrix} I & 0 \\ 0 & I \end{bmatrix} \right), \|\beta_T^*\| \leq r, \|\delta\| \in \gamma \\ \iff \begin{bmatrix} \bar{\mathbf{a}} \\ \bar{\mathbf{b}} \end{bmatrix} &\sim P_{\bar{\boldsymbol{\theta}}, \bar{\boldsymbol{\delta}}, D} := \mathcal{N} \left(\begin{bmatrix} D \bar{\boldsymbol{\theta}} + \bar{\boldsymbol{\delta}} \\ \bar{\boldsymbol{\theta}} \end{bmatrix}, \begin{bmatrix} I & 0 \\ 0 & I \end{bmatrix} \right), \bar{\boldsymbol{\theta}} \in \Theta, \bar{\boldsymbol{\delta}} \in \Delta. \end{aligned}$$

Let $\mathcal{P}_{\Theta, \Delta, D} := \{P_{\bar{\boldsymbol{\theta}}, \bar{\boldsymbol{\delta}}, D} \mid \bar{\boldsymbol{\theta}} \in \Theta, \bar{\boldsymbol{\delta}} \in \Delta\}$. Since U is an invertible matrices, observing $U^\top \mathbf{a} / \sigma$, $U^\top \mathbf{b} / \sigma$ instead of \mathbf{a} , \mathbf{b} has no affect on the performance of the best estimator. Also Θ, Δ are axis-aligned ellipsoid and thus satisfy orthosymmetry. Therefore our problem is essentially reduced to Problem 1. \square

Lemma C.2. Let $\Theta(\boldsymbol{\tau}) = \{\boldsymbol{\theta} \mid \theta_i \leq \tau_i, \forall i, \boldsymbol{\theta} \in \Theta\}$ and similarly for $\Delta(\boldsymbol{\zeta}) = \{\boldsymbol{\delta} \mid \delta_i \leq \zeta_i, \boldsymbol{\delta} \in \Delta\}$, D is some diagonal matrix.

$$R_L(\Theta, \Delta, D) = \sup_{\boldsymbol{\tau} \in \Theta, \boldsymbol{\zeta} \in \Delta} R_L(\Theta(\boldsymbol{\tau}), \Delta(\boldsymbol{\zeta}), D), \text{ and}$$

$$R_N(\Theta, \Delta, D) \geq \sup_{\boldsymbol{\tau} \in \Theta, \boldsymbol{\zeta} \in \Delta} R_N(\Theta(\boldsymbol{\tau}), \Delta(\boldsymbol{\zeta}), D).$$

Write samples drawn from some $P_{\bar{\boldsymbol{\theta}}, \bar{\boldsymbol{\delta}}, D} \in \mathcal{P}_{\Theta, \Delta, D}$ as $(\mathbf{x}, \mathbf{y}) : \mathbf{x} \sim \mathcal{N}(D \bar{\boldsymbol{\theta}} + \bar{\boldsymbol{\delta}}, I)$, $\mathbf{y} \sim \mathcal{N}(\bar{\boldsymbol{\theta}}, I)$.

Lemma C.3. The minimax linear estimator $\hat{\boldsymbol{\theta}} : (\mathbf{x}, \mathbf{y}) \rightarrow A\mathbf{x} + B\mathbf{y}$ has the form $\hat{\boldsymbol{\theta}}_{\mathbf{a}, \mathbf{b}}(\mathbf{x}, \mathbf{y}) = \sum_i a_i x_i + \sum_i b_i y_i$ for some $\mathbf{a}, \mathbf{b} \in \mathbb{R}^d$. Namely,

$$R_L(\Theta, \Delta, D) = \inf_{\hat{\boldsymbol{\theta}}_{\mathbf{a}, \mathbf{b}}} \max_{P \in \mathcal{P}_{\Theta, \Delta, D}} r_P(\hat{\boldsymbol{\theta}}_{\mathbf{a}, \mathbf{b}}).$$

Proof. According to the proof of Proposition C.4.a, by discarding off-diagonal terms, the maximum risk of any linear estimator $\hat{\theta}_{A,B}$ over any hyperrectangles $\Theta(\tau), \Delta(\zeta)$ is reduced.

$$\max_{\theta \in \Theta(\tau), \delta \in \Delta(\zeta)} r_{P_{\theta, \delta, D}}(\hat{\theta}_{A,B}) \geq \max_{\theta \in \Theta(\tau), \delta \in \Delta(\zeta)} r_{P_{\theta, \delta, D}}(\hat{\theta}_{\text{diag}(A), \text{diag}(B)}).$$

Further we have:

$$\begin{aligned} \min_{A,B} \max_{\theta \in \Theta, \delta \in \Delta} r_{P_{\theta, \delta, D}}(\hat{\theta}_{A,B}) &\geq \min_{A,B} \max_{\tau \in \Theta, \zeta \in \Delta} \max_{\theta \in \Theta(\tau), \delta \in \Delta(\zeta)} r_{P_{\theta, \delta, D}}(\hat{\theta}_{\text{diag}(A), \text{diag}(B)}) \\ &= \min_{a,b} \max_{\theta \in \Theta, \zeta \in \Delta} r_{P_{\theta, \delta, D}}(\hat{\theta}_{a,b}) \\ &\geq \min_C \max_{\theta \in \Theta, \delta \in \Delta} r_{P_{\theta, \delta, D}}(\hat{\theta}_{A,B}). \end{aligned}$$

Therefore all four terms have to be equal, thus finishing the proof. \square

Notice $\Theta(\tau)$ and $\Delta(\zeta)$ are hyperrectangles in \mathbb{R}^d . Therefore we could decompose the problem to some 2-d problems:

Proposition C.4. *Under the same setting as Problem 1,*

$$a). R_L(\Theta(\tau), \Delta(\zeta), D) = \sum_i R_L(\tau_i, \zeta_i, D_{ii}).$$

If $\hat{\theta}_{A,B}(\mathbf{x}, \mathbf{y}) = A\mathbf{x} + B\mathbf{y}$ is minimax linear estimator over $P_{\Theta(\tau), \Delta(\zeta), D}$, then necessarily A, B must be diagonal.

$$b). R_N(\Theta(\tau), \Delta(\zeta), D) = \sum_i R_N(\tau_i, \zeta_i, D_{ii}).$$

Proof of Proposition C.4.a. First review our notation:

$$\begin{aligned} r_{P_{\theta, \delta, D}}(\hat{\theta}_{A,B}) &= \mathbb{E}_{(\mathbf{x}, \mathbf{y}) \sim P_{\theta, \delta, D}} \|\hat{\theta}_{A,B}(\mathbf{x}, \mathbf{y}) - \theta\|^2 \\ &= \mathbb{E}_{\mathbf{x} \sim \mathcal{N}(D\theta + \delta, I), \mathbf{y} \sim \mathcal{N}(\theta, I)} \|A\mathbf{x} + B\mathbf{y} - \theta\|^2 \\ &= \|A(D\theta + \delta) + B\theta - \theta\|^2 + \text{Tr}(AA^\top) + \text{Tr}(BB^\top) \\ &= \|(AD + B - I)\theta + A\delta\|^2 + \text{Tr}(AA^\top) + \text{Tr}(BB^\top). \end{aligned}$$

Our objective is

$$R_L(\Theta(\tau), \Delta(\zeta), D) := \min_{A,B} \max_{\theta \in \Theta(\tau), \delta \in \Delta(\zeta)} r_{P_{\theta, \delta, D}}(\hat{\theta}_{A,B})$$

We will show that restricting A, B to be diagonal will not include the RHS value.

For any $\bar{\tau} \in \Theta(\tau), \bar{\zeta} \in \Delta(\zeta)$, let set $V(\bar{\tau}, \bar{\zeta}) = \{(\theta, \delta) | (\theta_i, \delta_i) \in \{(\bar{\tau}_i, \bar{\zeta}_i), (-\bar{\tau}_i, -\bar{\zeta}_i)\}\}$ be the subset of vertices of $\Theta(\bar{\tau}) \times \Delta(\bar{\zeta})$. Let $\pi(\bar{\tau}, \bar{\zeta})$ be uniform distribution on this finite set. Due to the symmetry of this distribution, we have

$$\mathbb{E}_{\pi(\bar{\tau}, \bar{\zeta})} \theta_i = 0, i \in [d],$$

$$\begin{aligned}
\mathbb{E}_{\pi(\bar{\tau}, \bar{\zeta})} \delta_i &= 0, i \in [d], \\
\mathbb{E}_{\pi(\bar{\tau}, \bar{\zeta})} \theta_i \theta_j &= \mathbf{1}_{i=j} \bar{\tau}_i^2, i \in [d], \\
\mathbb{E}_{\pi(\bar{\tau}, \bar{\zeta})} \delta_i \delta_j &= \mathbf{1}_{i=j} \bar{\zeta}_i^2, i \in [d], \\
\mathbb{E}_{\pi(\bar{\tau}, \bar{\zeta})} \theta_i \delta_j &= \mathbf{1}_{i=j} \bar{\tau}_i \bar{\zeta}_i, i \in [d].
\end{aligned}$$

We utilize the distribution to find the explicit value of the maximum (in fact the maximum will only be obtained inside the vertices set $V(\bar{\tau}, \bar{\zeta})$):

$$\begin{aligned}
\max_{(\theta, \delta) \in V(\bar{\tau}, \bar{\zeta})} r_{P_{\theta, \delta, D}}(\hat{\theta}_{A, B}) &\geq \mathbb{E}_{\pi(\bar{\tau}, \bar{\zeta})} r_{P_{\theta, \delta, D}}(\hat{\theta}_{A, B}) \\
&= \mathbb{E}_{\pi(\bar{\tau}, \bar{\zeta})} \|(AD + B - I)\theta + A\delta\|^2 + \text{Tr}(AA^\top) + \text{Tr}(BB^\top) \\
&= \text{Tr}((AD + B - I) \mathbb{E}[\theta\theta^\top](AD + B - I)^\top) + \text{Tr}(A \mathbb{E}[\delta\delta^\top] A^\top) + \\
&\quad 2\text{Tr}((AD + B - I) \mathbb{E}[\theta\delta^\top] A^\top) + \text{Tr}(AA^\top) + \text{Tr}(BB^\top) \\
&= \text{Tr}((AD + B - I)^\top (AD + B - I) \text{diag}(\bar{\tau}^2)) + \text{Tr}(A^\top A \text{diag}(\bar{\zeta}^2)) \\
&\quad + \text{Tr}((AD + B - I)^\top A \text{diag}(\bar{\tau}\bar{\zeta})) + \text{Tr}(AA^\top) + \text{Tr}(BB^\top) \\
&= \sum_i \|(AD + B - I)_{:,i} \bar{\tau}_i + A_{:,i} \bar{\zeta}_i\|^2 + \text{Tr}(AA^\top) + \text{Tr}(BB^\top) \\
&\geq \sum_i ((A_{ii}D_{ii} + B_{ii} - 1)\bar{\tau}_i + A_{ii}\bar{\zeta}_i)^2 + A_{ii}^2 + B_{ii}^2 \\
&= \|(\text{diag}(A)D + \text{diag}(B) - I)\theta + \text{diag}(A)\delta\|^2 + \text{Tr}(\text{diag}(A)^2) + \text{Tr}(\text{diag}(B)^2), \\
&\quad (\forall (\theta, \delta) \in V(\bar{\tau}, \bar{\zeta})) \\
&= \max_{V(\bar{\tau}, \bar{\zeta})} \|(\text{diag}(A)D + \text{diag}(B) - I)\theta + \text{diag}(A)\delta\|^2 + \text{Tr}(\text{diag}(A)^2) + \text{Tr}(\text{diag}(B)^2)
\end{aligned}$$

Therefore we have:

$$\begin{aligned}
R_L(\Theta(\tau), \Delta(\zeta), D) &:= \min_{A, B} \max_{\theta \in \Theta(\tau), \delta \in \Delta(\zeta)} r_{P_{\theta, \delta, D}}(\hat{\theta}_{A, B}) \\
&= \min_{A, B} \max_{\bar{\tau} \in \Theta(\tau), \bar{\zeta} \in \Delta(\zeta)} \max_{\theta \in V(\bar{\tau}, \bar{\zeta})} r_{P_{\theta, \delta, D}}(\hat{\theta}_{A, B}) \\
&\geq \min_{A, B} \max_{\bar{\tau} \in \Theta(\tau), \bar{\zeta} \in \Delta(\zeta)} \max_{(\theta, \delta) \in V(\bar{\tau}, \bar{\zeta})} r_{P_{\theta, \delta, D}}(\hat{\theta}_{\text{diag}(A), \text{diag}(B)}) \\
&= \min_{a \in \mathbb{R}^d, b \in \mathbb{R}^d} \max_{\theta \in \Theta(\tau), \delta \in \Delta(\zeta)} r_{P_{\theta, \delta, D}}(\hat{\theta}_{a, b}).
\end{aligned}$$

Next, since the optimal solution on the minimizer is always obtained by diagonal A, B , it becomes straightforward that each axis could be viewed in separation, thus finishing the proof for part a.

The nonlinear part is a straightforward extension of Proposition 4.16 from [Johnstone \(2011\)](#). \square

Theorem C.5 (Restated Le Cam Two Point Theorem [Wainwright \(2019\)](#)). *Let \mathcal{P} be a family of distribution, and $\theta : \mathcal{P} \rightarrow \Theta$ is some associated parameter. Let $\rho : \Theta \times \Theta \rightarrow \mathbb{R}^+$ be some metric*

defined on Θ and $\Phi : \mathbb{R}_+ \rightarrow \mathbb{R}_+$ is a monotone non-decreasing function with $\Phi(0) = 0$. For any $\alpha \in (0, 1)$,

$$\inf_{\hat{\theta}} \sup_{P \in \mathcal{P}} [\Phi(\rho(\hat{\theta}, \theta(P)))] \geq \max_{P_1, P_2 \in \mathcal{P}} \frac{1}{2} \Phi\left(\frac{1}{2} \rho(\theta(P_1), \theta(P_2))\right) (1 - \alpha),$$

$$\text{s.t. } \|P_1^n - P_2^n\|_{TV} \leq \alpha.$$

Lemma C.6. Consider a class of distribution $\mathcal{P}_{\tau, \zeta, s} = \{P_{\theta, \delta, s} | P_{\theta, \delta, s} := \mathcal{N}([s\theta + \delta, \theta]^\top, I_2), |\theta| \leq \tau, |\delta| \leq \zeta\}$. Define

$$R_L(\tau, \zeta, s) = \min_{\hat{\theta} \text{ linear}} \max_{|\theta| \leq \tau, |\delta| \leq \zeta} \mathbb{E}_{\mathbf{x} \sim P_{\theta, \delta, s}} (\hat{\theta}(\mathbf{x}) - \theta)^2,$$

$$\text{and } R_N(\tau, \zeta, s) = \min_{\hat{\theta}} \max_{|\theta| \leq \tau, |\delta| \leq \zeta} \mathbb{E}_{\mathbf{x} \sim P_{\theta, \delta, s}} (\hat{\theta}(\mathbf{x}) - \theta)^2$$

We have

$$R_L(\tau, \zeta, s) \leq 27/2 R_N(\tau, \zeta, s), \forall \zeta, s > 0, \tau > 0.$$

Proof of Lemma C.6. We first calculate an upper bound of R_L and connect it to a lower bound of R_N .

$$\begin{aligned} R_L(\tau, \zeta, s) &= \min_{a, b} \max_{|\theta| \leq \tau, |\delta| \leq \zeta} [(as + b - 1)\theta + a\delta]^2 + a^2 + b^2 \\ &= \min_{a, b} (|as + b - 1|\tau + |a|\zeta)^2 + a^2 + b^2 \\ &\leq \min_{a, b} 2(as + b - 1)^2 \tau^2 + 2a^2 \zeta^2 + a^2 + b^2. \end{aligned}$$

By some detailed calculations, we get the RHS is equal to:

$$\begin{aligned} &\frac{2\tau^2(2\zeta^2 + 1)}{2\tau^2(s^2 + 2\zeta^2 + 1) + 2\zeta^2 + 1} \\ &\leq \min\{1, 2\tau^2, \frac{1 + 4\zeta^2}{s^2 + 1}\}. \end{aligned}$$

For simplify this form, we could see that

Next, we use Le cam two point theorem to lower bound $R_N(\tau, \zeta, s)$ where the metric ρ is Euclidean distance and Φ is squared function. Therefore

$$\begin{aligned} R_N(\tau, \zeta, s) &\geq \max_{|\theta_i| \leq \tau, |\delta_i| \leq \zeta, i \in \{1, 2\}} \frac{1}{2} \left(\frac{1}{2}(\theta_1 - \theta_2)\right)^2 (1 - \alpha) \\ &\text{s.t. } \|\mathcal{N}([s\theta_1 + \delta_1, \theta_1]^\top, I_2), \mathcal{N}([s\theta_2 + \delta_2, \theta_2]^\top, I_2)\|_{TV} \leq \alpha. \end{aligned}$$

Since the total variation distance is related to Kullback-Leibler divergence by Pinsker's inequality:

$\|\cdot, \cdot\|_{TV} \leq \sqrt{\frac{1}{2} D_{KL}(\cdot \| \cdot)}$, it's sufficient to replace the constraint as:

$$D_{KL}(\mathcal{N}([s\theta_1 + \delta_1, \theta_1]^\top, I_2) \| \mathcal{N}([s\theta_2 + \delta_2, \theta_2]^\top, I_2)) \leq 2\alpha^2.$$

$$\begin{aligned}
& \max_{|\theta_i| \leq \tau, |\delta_i| \leq \zeta, i \in \{1,2\}} \frac{1}{8} (\theta_1 - \theta_2)^2 (1 - \alpha) \\
& \text{s.t. } (s\theta_1 + \delta_1 - (s\theta_2 + \delta_2))^2 + (\theta_1 - \theta_2)^2 \leq 2\alpha^2 \\
& \Leftrightarrow \max_{|c| \leq 2\tau, |d| \leq 2\zeta} \frac{c^2}{8} (1 - \alpha) \\
& \text{s.t. } (sc + d)^2 + c^2 \leq 2\alpha^2.
\end{aligned}$$

Recall $R_L \leq \min\{1, 2\tau^2, \frac{1+4\zeta}{s^2+1}\}$.

We first note that $c^2 \leq 4\tau^2$ and setting $\alpha = 0$ we have $R_N \geq \tau^2/2 \geq 1/4 R_L$. For In the following we look at other cases when the bound for c^2 is smaller.

When $2\zeta \geq sc$, will set $d = -sc$ and $c^2 = 2\alpha^2$. Let $\alpha = 2/3$ for large τ we get : $c^2(1 - \alpha)/8 = 2/27 \geq 2/27 R_L$.

When $2\zeta \leq sc$ we set $d = -2\zeta$ and require $(sc - 2\zeta)^2 + c^2 \leq 2\alpha^2$. We have $(sc - 2\zeta)^2 + c^2 = s^2c^2 + 4\zeta^2 - 4\zeta sc + c^2 \leq s^2c^2 + 4\zeta^2 - 8\zeta^2 + c^2 = (s^2 + 1)c^2 - 4\zeta^2$. Therefore as we set $c^2 = \frac{2\alpha^2 + 4\zeta^2}{s^2 + 1}$, the original inequality is satisfied. Again by setting $\alpha = 2/3$ we have $c^2 \geq 8/9 \frac{1+4\zeta^2}{s^2+1} \geq 8/9 R_L$. Therefore in this case $R_N \geq \frac{2}{27} R_L$. □

D Discussions on Random Design under Covariate Shift.

In the main text, we present the results where we consider X_S as fixed and Σ_T to be known. In this section, we view both source and target input data as random, and generalize the results of Section 3 while training is on finite observations and testing is on the (worst case) population loss, under some light-tail properties of the input data samples.

Proof of Theorem 3.8. The proof relies on the two technical claims D.1, D.2.

Let $\hat{\beta}_R$ be the optimal linear estimator on L_B , i.e., $L_B(\hat{\beta}_R) = \min_{\beta \text{ linear in } y_S} L_B(\beta) = R_L(\mathcal{B})$.

$$\begin{aligned}
L_B(\hat{\beta}) & \leq (1 + O(\sqrt{\frac{\rho^4(d + \log(1/\delta))}{n}})) \hat{L}_B(\hat{\beta}) && \text{(Claim D.2)} \\
& \leq (1 + O(\sqrt{\frac{\rho^4(d + \log(1/\delta))}{n}})) \hat{L}_B(\hat{\beta}_R) && \text{(from definition of } \hat{\beta}) \\
& \leq (1 + O(\sqrt{\frac{\rho^4(d + \log(1/\delta))}{n}}))^2 L_B(\hat{\beta}_R) && \text{(Claim D.2)} \\
& \leq (1 + O(\sqrt{\frac{\rho^4(d + \log(1/\delta))}{n}})) L_B(\hat{\beta}) = (1 + O(\sqrt{\frac{\rho^4(d + \log(1/\delta))}{n}})) R_L(\mathcal{B}). \\
& \quad \text{(from } \frac{\rho^4(d + \log(1/\delta))}{n} \ll 1, \text{ and definition of } \hat{\beta}_R)
\end{aligned}$$

From Theorem 3.4 we know $R_L(\mathcal{B}) \leq 1.25 R_N(\mathcal{B})$ when Σ_T is rank-1 matrix or commute with $\hat{\Sigma}_S$ which further finishes the whole proof. □

Claim D.1 (Restated Claim A.6 from [Du et al. \(2020\)](#)). Fix a failure probability $\delta \in (0, 1)$, and assume $n \gg \rho^4(d + \log(1/\delta))$ ¹¹. Then with probability at least $1 - \frac{\delta}{10}$ over the inputs $\mathbf{x}_1, \dots, \mathbf{x}_n$, if $\mathbf{x}_i \sim p$ and p is a ρ^2 -subgaussian distribution, we have

$$(1 - O(\sqrt{\frac{\rho^4(d + \log(1/\delta))}{n}}))\Sigma \preceq \frac{1}{n}X^\top X \preceq (1 + O(\sqrt{\frac{\rho^4(d + \log(1/\delta))}{n}}))\Sigma, \quad (14)$$

where $\Sigma = \mathbb{E}_{\mathbf{x} \sim p}[\mathbf{x}\mathbf{x}^\top]$.

With the help of Claim D.1 we directly get:

Claim D.2. Fix a failure probability $\delta \in (0, 1)$, and assume $n_U \gg \rho^4(d + \log(1/\delta))$, $X_T = [\mathbf{x}_1, \dots, \mathbf{x}_{n_U}]^\top \in \mathbb{R}^{n_U \times d}$ satisfies $\mathbf{x}_i \sim p_T$ where p_T is ρ^2 -subgaussian. We have for any estimator $\hat{\beta}$:

$$(1 - O(\sqrt{\frac{\rho^4(d + \log(1/\delta))}{n_U}}))L_B(\beta) \leq \hat{L}_B(\beta) \leq (1 + O(\sqrt{\frac{\rho^4(d + \log(1/\delta))}{n_U}}))L_B(\beta),$$

with high probability $1 - \delta/10$ over the random samples X_T .

Proof of Claim D.2. Recall

$$\hat{L}_B(\hat{\beta}) = \max_{\beta^* \in \mathcal{B}} \mathbb{E}_{\mathbf{y}_S} \frac{1}{n_U} \|X_T(\hat{\beta}(\mathbf{y}_S) - \beta^*)\|^2,$$

$$L_B(\hat{\beta}) = \max_{\beta^* \in \mathcal{B}} \mathbb{E}_{\mathbf{y}_S} \|\Sigma_T^{1/2}(\hat{\beta}(\mathbf{y}_S) - \beta^*)\|^2.$$

Therefore for any estimator $\hat{\beta}$, it satisfies

$$\begin{aligned} & L_B(\hat{\beta}) - \hat{L}_B(\hat{\beta}) \\ &= (\hat{\beta}(\mathbf{y}_S) - \beta^*)^\top (\Sigma_S - \hat{\Sigma}_S) (\hat{\beta}(\mathbf{y}_S) - \beta^*) \\ &\lesssim O(\sqrt{\frac{\rho^4(d + \log(1/\delta))}{n_U}}) (\hat{\beta}(\mathbf{y}_S) - \beta^*)^\top \Sigma_S (\hat{\beta}(\mathbf{y}_S) - \beta^*) \\ &= O(\sqrt{\frac{\rho^4(d + \log(1/\delta))}{n_U}}) L_B(\hat{\beta}), \end{aligned}$$

which finishes the proof. □

¹¹When this is not satisfied the result is still satisfied by replacing $O(\sqrt{\frac{\rho^4(d + \log(1/\delta))}{n}})$ with $O(\max\{\sqrt{\frac{\rho^4(d + \log(1/\delta))}{n}}, \frac{\rho^2(d + \log(1/\delta))}{n}\})$. For cleaner presentation, we assume n is large enough and simplify the results.

D.1 Random design on source domain.

In the main text or the subsection above, the worst case excess risk is upper bounded by $1.25R_N$, which is achieved by best estimator that is using the same set of training data (X_S, \mathbf{y}_S) . Here we would like to take into consideration the randomness of X_S and compare the worst case excess risk using our estimator with a stronger notion of linear estimator.

For this purpose, we consider estimators that are linear functionals of $\mathbf{y}_R := \Sigma_S^{1/2}\boldsymbol{\beta}^* + \mathbf{z} \in \mathbb{R}^d$, $\mathbf{z} \sim \mathcal{N}(0, \sigma^2/n_S I_d)$ (this σ^2/n_S is the correct scaling since $X_S^\top X_S/n_S$ is comparable to Σ_S). We consider the minimax linear estimator with \mathbf{y}_R and with access to Σ_S , and we compare our estimator against this oracle linear estimator. This estimator is not computable in practice since Σ_S must be estimated, but we will show that our estimator is within an absolute multiplicative constant in minimax risk of the oracle linear estimator.

To recap the notations and setup, let

$$\begin{aligned}\hat{L}_B(\hat{\boldsymbol{\beta}}) &:= \max_{\boldsymbol{\beta}^*} \mathbb{E}_{\mathbf{y}_S} \frac{1}{n_U} \|X_T(\hat{\boldsymbol{\beta}}(\mathbf{y}_S) - \boldsymbol{\beta}^*)\|^2, \\ L_B(\hat{\boldsymbol{\beta}}) &:= \max_{\boldsymbol{\beta}^*} \mathbb{E}_{\mathbf{y}_S} \mathbb{E}_{\mathbf{x} \sim p_T} \|\mathbf{x}^\top (\hat{\boldsymbol{\beta}}(\mathbf{y}_S) - \boldsymbol{\beta}^*)\|^2, \\ L_{B,R}(\hat{\boldsymbol{\beta}}) &:= \max_{\boldsymbol{\beta}^*} \mathbb{E}_{\mathbf{y}_R} \mathbb{E}_{\mathbf{x} \sim p_T} \|\mathbf{x}^\top (\hat{\boldsymbol{\beta}}(\mathbf{y}_R) - \boldsymbol{\beta}^*)\|^2.\end{aligned}$$

Our target is to find the best linear estimator using $\hat{L}_B(\hat{\boldsymbol{\beta}})$ (trained with X_T) and prove its performance on the population (worst-case) excess risk $L_B(\hat{\boldsymbol{\beta}})$ is no much worse compared to the minimax linear risk trained on \mathbf{y}_R and Σ_S .

Theorem D.3. *Fix a failure probability $\delta \in (0, 1)$. Suppose both target and source distributions p_S and p_T are ρ^2 -subgaussian, and the sample sizes in source domain and target domain satisfies $n_S, n_U \gg \rho^4(d + \log \frac{1}{\delta})$. Let \hat{C} be the solution for Eqn.(4), and set $\hat{\boldsymbol{\beta}}(\mathbf{y}_S) \leftarrow \hat{C} \hat{\Sigma}_S^{-1} X_S^\top \mathbf{y}_S$. Then with probability at least $1 - \delta$ over all the unlabeled samples from target domain and all the labeled samples X_S from source domain, our estimator $\hat{\boldsymbol{\beta}}(\mathbf{y}_R)$ yields the worst case expected excess risk that satisfies:*

$$L_B(\hat{\boldsymbol{\beta}}) \leq \left(1 + O\left(\sqrt{\frac{\rho^4(d + \log(1/\delta))}{n_U}}\right) + O\left(\sqrt{\frac{\rho^4(d + \log(1/\delta))}{n_T}}\right) \right) \min_{\boldsymbol{\beta} \text{ linear in } \mathbf{y}_R} L_{R,B}(\boldsymbol{\beta}).$$

Proof of Theorem D.3. For each matrix $C \in \mathbb{R}^{d \times d}$, we first conduct bias-variance decomposition and rewrite each worst-case risk with linear estimator in terms of a matrix C . When $\hat{\boldsymbol{\beta}}(\mathbf{y}_S) = C \hat{\Sigma}_S^{-1} X_S^\top \mathbf{y}_S$, we have:

$$\begin{aligned}\hat{L}_B(\hat{\boldsymbol{\beta}}) &= \|\hat{\Sigma}_T^{1/2}(C - I)\|_{op}^2 r^2 + \frac{\sigma^2}{n} \text{Tr}(\hat{\Sigma}_T C \hat{\Sigma}_S^{-1} C^\top) =: \hat{l}(C), \\ L_B(\hat{\boldsymbol{\beta}}) &= \|\Sigma_T^{1/2}(C - I)\|_{op}^2 r^2 + \frac{\sigma^2}{n} \text{Tr}(\Sigma_T C \Sigma_S^{-1} C^\top) =: l(C),\end{aligned}$$

Similarly, when $\hat{\beta}_R = C\Sigma_S^{-1/2}\mathbf{y}_R$, we have:

$$L_{R,\mathcal{B}}(\hat{\beta}) = \|\Sigma_T^{1/2}(C - I)\|_{op}^2 r^2 + \frac{\sigma^2}{n} \text{Tr}(\Sigma_T C \Sigma_S^{-1} C^\top) =: l_R(C).$$

Claim D.4. Fix a failure probability $\delta \in (0, 1)$, and assume $n_U, n_S \gg \rho^4(d + \log(1/\delta))$, $X_S \in \mathbb{R}^{n_S \times d}$, $X_T \in \mathbb{R}^{n_U \times d}$ are respectively from p_S, p_T which are both ρ^2 -subgaussian. We have for any matrix $C \in \mathbb{R}^{d \times d}$:

$$(1 - O(\sqrt{\frac{\rho^4(d + \log(1/\delta))}{n_U}}))\hat{l}(C) \leq l(C) \leq (1 + O(\sqrt{\frac{\rho^4(d + \log(1/\delta))}{n_U}}))\hat{l}(C),$$

with high probability $1 - \delta/10$ over the random samples X_T .

$$(1 - O(\sqrt{\frac{\rho^4(d + \log(1/\delta))}{n_S}}))l(C) \leq l_R(C) \leq (1 + O(\sqrt{\frac{\rho^4(d + \log(1/\delta))}{n_S}}))l(C),$$

with high probability $1 - \delta/10$ over the random samples X_S .

Proof of Claim D.4. We omit the proof of the first inequality since it's exactly the same as proof of Claim D.2.

For the second line, we have:

$$\begin{aligned} l_R(C) - l(C) &= \frac{\sigma^2}{n_S} \text{Tr}(\Sigma_T C (\Sigma_S^{-1} - \hat{\Sigma}_S^{-1}) C^\top) \\ &\leq O(\sqrt{\frac{\rho^4(d + \log(1/\delta))}{n_S}}) \frac{\sigma^2}{n_S} \text{Tr}(\Sigma_T C \hat{\Sigma}_S^{-1} C^\top) \\ &\leq O(\sqrt{\frac{\rho^4(d + \log(1/\delta))}{n_S}}) l(C). \end{aligned}$$

Therefore we prove the RHS of the second inequality. The LHS follows with the same proof techniques. \square

Now let \hat{C} be the minimizer for $\hat{l}(C)$, and C_R be the minimizer for $l_R(C)$.

$$\begin{aligned} l(\hat{C}) &\leq (1 + O(\sqrt{\frac{\rho^4(d + \log(1/\delta))}{n_U}}))\hat{l}(\hat{C}) && \text{(w.p. } 1 - \delta/10; \text{ due to Claim D.4)} \\ &\leq (1 + O(\sqrt{\frac{\rho^4(d + \log(1/\delta))}{n_U}}))\hat{l}(C_R) && \text{(Due to the definition of } \hat{C}) \\ &\leq (1 + O(\sqrt{\frac{\rho^4(d + \log(1/\delta))}{n_U}}))^2 l(C_R) && \text{(w.p. } 1 - \delta/5; \text{ due to Claim D.4)} \end{aligned}$$

$$\begin{aligned}
&= (1 + O(\sqrt{\frac{\rho^4(d + \log(1/\delta))}{n_U}})) l(C_R) && \text{(since } n_U \text{ is large enough)} \\
&\leq (1 + O(\sqrt{\frac{\rho^4(d + \log(1/\delta))}{n_U}}))(1 + O(\sqrt{\frac{\rho^4(d + \log(1/\delta))}{n_T}})) l_R(C_R) \\
&\hspace{15em} \text{(w.p. } 1 - 3\delta/10; \text{ due to Claim D.4)} \\
&= \left(1 + O(\sqrt{\frac{\rho^4(d + \log(1/\delta))}{n_U}}) + O(\sqrt{\frac{\rho^4(d + \log(1/\delta))}{n_T}}) \right) \min_C l_R(C).
\end{aligned}$$

This finishes the proof. \square

E More empirical results

We include some more empirical studies. In the main text our results have small noise. Here we show some more results with larger noise, and also the case with varied eigenspace. For the following results, we use $\sigma = 10$ and $r = 0.2\sqrt{d}$. Other meta data remains the same as presented in the main text. Figure 4 (a)(b) show similar phenomenon as the small noise setting presented in the

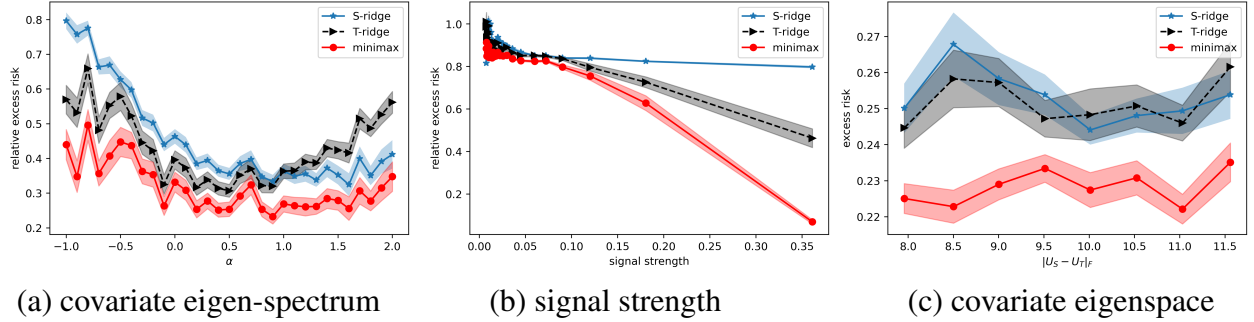


Figure 4: (a): The x-axis α defines the spread of eigen-spectrum of Σ_S : $s_i \propto 1/i^\alpha, t_i \propto 1/i$. (b) x-axis is the normalized value of signal strength: $\|\Sigma_T \beta^*\|/r$. (c) X-axis is the covariate shift due to eigenspace shift measured by $\|U_S - U_T\|_F$.

main text. From Figure 4 (c) we see no particular relationship between the performance of each algorithm with eigenspace shift.