

---

# Credal Self-Supervised Learning

---

**Julian Lienen**

Department of Computer Science  
Paderborn University  
Paderborn 33098, Germany  
julian.lienen@upb.de

**Eyke Hüllermeier**

Institute of Informatics  
University of Munich (LMU)  
Munich 80538, Germany  
eyke@ifi.lmu.de

## Abstract

Self-training is an effective approach to semi-supervised learning. The key idea is to let the learner itself iteratively generate “pseudo-supervision” for unlabeled instances based on its current hypothesis. In combination with consistency regularization, pseudo-labeling has shown promising performance in various domains, for example in computer vision. To account for the hypothetical nature of the pseudo-labels, these are commonly provided in the form of probability distributions. Still, one may argue that even a probability distribution represents an excessive level of informedness, as it suggests that the learner precisely knows the ground-truth conditional probabilities. In our approach, we therefore allow the learner to label instances in the form of credal sets, that is, sets of (candidate) probability distributions. Thanks to this increased expressiveness, the learner is able to represent uncertainty and a lack of knowledge in a more flexible and more faithful manner. To learn from weakly labeled data of that kind, we leverage methods that have recently been proposed in the realm of so-called superset learning. In an exhaustive empirical evaluation, we compare our methodology to state-of-the-art self-supervision approaches, showing competitive to superior performance especially in low-label scenarios incorporating a high degree of uncertainty.

## 1 Introduction

Recent progress and practical success in machine learning, especially in deep learning, is largely due to an increased availability of data. However, even if data collection is cheap in many domains, labeling the data so as to make it amenable to supervised learning algorithms might be costly and often comes with a significant effort. As a consequence, many data sets are only partly labeled, i.e., only a few instances are labeled while the majority is not. This is the key motivation for semi-supervised learning (SSL) methods [7], which seek to exploit both labeled and unlabeled data simultaneously.

As one simple yet effective methodology, so-called *self-training* [27], often also referred to as pseudo-labeling, has proven effective in leveraging unlabeled data to improve over training solely on labeled data. The key idea is to let the learner itself generate “pseudo-supervision” for unlabeled instances based on its own current hypothesis. In the case of probabilistic classifiers, such pseudo-targets are usually provided in the form of (perhaps degenerate) probability distributions. Obviously, since pseudo-labels are mere guesses and might be wrong, this comes with the danger of biasing the learning process, a problem commonly known as confirmation bias [47]. Therefore, self-training is nowadays typically combined with additional regularization means, such as consistency regularization [2, 41], or additional uncertainty-awareness [39].

Labeling an instance  $x$  with a probability distribution on the target space  $\mathcal{Y}$  is certainly better than committing to a precise target value, for example a single class label in classification, as the latter would suggest a level of conviction that is not warranted. Still, one may argue that even a probability distribution represents an excessive level of informedness. In fact, it actually suggests that the learner

precisely knows the ground-truth conditional probability  $p(y | x)$ . In our approach, we therefore allow the learner to label instances in the form of *credal sets*, that is, sets of (candidate) probability distributions [28]. Thanks to this increased expressiveness, the learner is able to represent uncertainty and a lack of knowledge about the true label (distribution) in a more flexible and more faithful manner. For example, by assigning the biggest credal set consisting of all probability distributions, it is able to represent complete ignorance — a state of knowledge that is arguably less well represented by a uniform probability distribution, which could also be interpreted as full certainty about this distribution being the ground truth. Needless to say, this ability is crucial to avoid a confirmation bias and account for the heteroscedastic nature of uncertainty, which varies both spatially (i.e., among different regions in the instance space) and temporally: typically, the learner is less confident in early stages of the training process and becomes more confident toward the end.

Existing methods are well aware of such problems but handle them in a manner that is arguably ad-hoc. The simple yet effective SSL framework FixMatch [42], for instance, applies a thresholding technique to filter out presumably unreliable pseudo-labels, which often results in unnecessarily delayed optimization, as many instances are considered only lately in the training. Other approaches, such as MixUp [54], also apply mixing strategies to learn in a more cautious manner from pseudo-labels [1, 3, 4]. Moreover, as many of these approaches, including FixMatch, rely on the principle of entropy minimization [20] to separate classes well, the self-supervision is generated in the form of rather peaked or even degenerate distributions to learn from, which amplifies the problems of confirmation bias and over-confidence [34].

An important implication of credal pseudo-labeling is the need for extending the underlying learning algorithm, which must be able to learn from weak supervision of that kind. To this end, we leverage the principle of generalized risk minimization, which has recently been proposed in the realm of so-called superset learning [23]. This approach supports the idea of *data disambiguation*: The learner is free to (implicitly) choose any distribution inside a credal set that appears to be most plausible in light of the other data (and its own learning bias). Thus, an implicit trade-off between cautious learning and entropy minimization can be realized: Whenever it seems reasonable to produce an extreme distribution, the learner is free but not urged to do so. Effectively, this not only reduces the risk of a potential confirmation bias due to misleading or over-confident pseudo-labels, it also allows for incorporating all unlabeled instances in the learning process from the beginning without any confidence thresholding, leading to a fast and effective semi-supervised learning method.

To prove the effectiveness of this novel type of pseudo-labeling, we proceed from FixMatch as an effective state-of-the-art SSL framework and replace conventional probabilistic pseudo-labeling by a credal target set modeling. In an exhaustive empirical evaluation, we study the effects of this change compared to both hard and soft probabilistic target modeling, as well as measuring the resulting network calibration of induced models to reflect biases. Our experiments not only show competitive to superior generalization performance, but also better calibrated models while cutting the time to train the models drastically.

## 2 Related Work

In semi-supervised learning, the goal is to leverage the potential of unlabeled in addition to labeled data to improve learning and generalization. As it constitutes a broad research field with a plethora of approaches, we will focus here on classification methods as these are most closely related to our approach. We refer to [7] and [49] for more comprehensive overviews.

As one of the earliest ideas to incorporate unlabeled data in conventional supervised learning, *self-training* has shown remarkably effective in various domains, including natural language processing [13] and computer vision [12, 18, 40]. The technique is quite versatile and can be applied for different learning methods, ranging from support vector machines [31] to decision trees [46] and neural networks [36]. It can be considered as *the* basic training pattern in distillation, such as self-distillation from a model to be trained itself [24] or within student-teacher settings [37, 52]. Recently, this technique also lifted completely unsupervised learning in computer vision to a new level [6, 21].

As a common companion of self-training for classification, especially in computer vision, *consistency regularization* is employed to ensure similar model predictions when facing multiple perturbed versions of the same input [2, 38, 41], resulting in noise-robustness as similarly achieved by other (stochastic) ensembling methods such as Dropout [43]. Strong augmentation techniques used in this

regard, e.g., CTAugment [3] or RandAugment [9], allow one to learn from instances outside of the (hitherto labeled) data distribution and, thus, lead to more accurate models [10]. For semi-supervised learning in image classification, the combination of consistency regularization with pseudo-labeling is widely adopted and has proven to be a simple yet effective strategy [1, 4, 26, 38, 42, 51, 56].

As pseudo-labeling comprises the risk of biasing the model by wrong predictions, especially when confidence is low, uncertainty awareness has been explicitly considered in the generic self-supervision framework UPS to construct more reliable targets [39]. Within their approach, the model uncertainty is estimated by common Bayesian sampling techniques, such as MC-Dropout [16] or DropBlock [17], which is then used to sort out unlabeled instances for which the model provides uncertain predictions. Related to this, the selection of pseudo-labels based on the model certainty has also been used in specific domains, such as text classification [33] or semantic segmentation [55].

## 2.1 FixMatch

As already mentioned, FixMatch [42] combines recent advances in consistency regularization and pseudo-labeling into a simple yet effective state-of-the-art SSL approach. It will serve as a basis for our new SSL method, as it provides a generic framework for fair comparisons between conventional and our credal pseudo-labeling.

In each training iteration, FixMatch considers a batch of  $B$  labeled instances  $\mathcal{B}_l = \{(\mathbf{x}_i, p_i)\}_{i=1}^B \subset \mathcal{X} \times \mathbb{P}(\mathcal{Y})$  and  $\mu B$  unlabeled instances  $\mathcal{B}_u = \{\mathbf{x}_i\}_{i=1}^{\mu B} \subset \mathcal{X}$ , where  $\mathcal{X}$  denotes the input feature space,  $\mathcal{Y}$  the set of possible classes,  $\mathbb{P}(\mathcal{Y})$  the set of probability distributions over  $\mathcal{Y}$ , and  $\mu \geq 1$  the multiplicity of unlabeled over labeled instances in each batch. Here, the probabilistic targets in  $\mathcal{B}_l$  are given as degenerate “one-hot” distributions. When aiming to induce probabilistic classifiers of the form  $\hat{p} : \mathcal{X} \rightarrow \mathbb{P}(\mathcal{Y})$ , FixMatch distinguishes between two forms of augmentation: While  $\mathcal{A}_s : \mathcal{X} \rightarrow \mathcal{X}$  describes “strong” augmentations that perturbs the image in a drastic manner by combining multiple operations, simple flip-and-shift transformations are captured by “weak” augmentations  $\mathcal{A}_w : \mathcal{X} \rightarrow \mathcal{X}$ .

As an iteration-wise loss to determine gradients, a combination of the labeled loss  $\mathcal{L}_l$  and unlabeled loss  $\mathcal{L}_u$  is calculated. For the former, the labeled input instances from  $\mathcal{B}_l$  are weakly augmented and used in a conventional cross-entropy loss  $H : \mathbb{P}(\mathcal{Y})^2 \rightarrow \mathbb{R}$ . For the latter, the model prediction  $q := \hat{p}(\mathcal{A}_w(\mathbf{x}))$  on a weakly-augmented version of each unlabeled instance  $\mathbf{x}$  is used to construct a (hard) pseudo-label  $\tilde{q} \in \mathbb{P}(\mathcal{Y})$  when meeting a predefined confidence threshold  $\tau$ . While  $\tilde{q}$  is in FixMatch a degenerate probability distribution by default, one could also inject soft probabilities, which, however, turned out to be less effective (cf. [42]). The pseudo-label is then compared to a strongly-augmented version of the same input image. Hence, the unlabeled loss  $\mathcal{L}_u$  is given by

$$\mathcal{L}_u := \frac{1}{\mu B} \sum_{\mathbf{x} \in \mathcal{B}_u} \mathbb{I}_{\max q \geq \tau} H(\tilde{q}, \hat{p}(\mathcal{A}_s(\mathbf{x}))) .$$

## 3 Credal Self-Supervised Learning

In this section, we introduce our credal self-supervised learning (CSSL) framework for the case of classification, assuming the target to be categorical with values in  $\mathcal{Y} = \{y_1, \dots, y_K\}$ . Before presenting more technical details, we start with a motivation for the credal (set-valued) modeling of target values and a sketch of the basic idea of our approach.

### 3.1 Motivation and Basic Idea

In supervised learning, we generally assume the dependency between instances  $\mathbf{x} \in \mathcal{X}$  and associated observations (outcomes) to be of stochastic nature. More specifically, one typically assumes a “ground-truth” in the form of a conditional probability distribution  $p^*(\cdot | \mathbf{x}) \in \mathbb{P}(\mathcal{Y})$ . Thus, for every  $y \in \mathcal{Y}$ ,  $p^*(y | \mathbf{x})$  is the probability to observe  $y$  as a value for the target variable in the context  $\mathbf{x}$ . Ideally, the distribution  $p^*(\cdot | \mathbf{x})$  would be provided as training information to the learner, along with every training instance  $\mathbf{x}$ . In practice, however, supervision comes in the form of concrete values of the target, i.e., a realization  $y \in \mathcal{Y}$  of the random variable  $Y \sim p^*(\cdot | \mathbf{x})$ , and the corresponding degenerate distribution  $p_y$  assigning probability mass 1 to  $y$  (i.e.,  $p_y(y | \mathbf{x}) = 1$  and  $p_y(y' | \mathbf{x}) = 0$  for  $y' \neq y$ ) is taken as a surrogate for  $p^*$ .

Obviously, turning the true distribution  $p^* = p^*(\cdot | \mathbf{x})$ , subsequently also called a “soft label”, into a more extreme distribution  $p_y$  (i.e., a single value  $y$ ), referred to as “hard label”, may cause undesirable effects. In fact, it suggests a level of determinism that is not warranted and tempts the learner to over-confident predictions that are poorly calibrated, especially when training with losses such as cross-entropy [34]. So-called label smoothing [45] seeks to avoid such effects by replacing hard labels  $p_y$  with (hypothetical) soft labels  $\hat{p}$  that are “close” to  $p_y$ .

Coming back to semi-supervised learning, training of the learner and self-supervision can be characterized for existing methods such as FixMatch as follows:

- The learner is trained on hard labels, which are given for the labeled instances  $\mathbf{x}_l$  and constructed by the learner itself for unlabeled instances  $\mathbf{x}_u$ .
- Construction of (pseudo-)labels is done in two steps: First, the true soft label  $p^* = p^*(\cdot | \mathbf{x}_u)$  is predicted by a distribution  $\hat{p} = \hat{p}(\cdot | \mathbf{x}_u)$ , and the latter is turned into a hard label  $\hat{p}_y$  afterward, provided  $\hat{p}$  suggests a sufficient level of certainty (support for  $y$ ).

This approach can be challenged for several reasons. First, training probabilistic predictors on hard labels comes with the disadvantages mentioned above and tends to bias the learner. Second, pseudo-labels  $\hat{p}_y$  constructed by the learner tend to be poor approximations of the ground truth  $p^*$ . In fact, there will always be a discrepancy between  $p^*$  and its prediction  $\hat{p}$ , and this discrepancy is further increased by replacing  $\hat{p}$  with  $\hat{p}_y$ . Third, leaving some of the instances — those for which the prediction is not reliable enough — completely unlabeled causes a loss of information. Roughly speaking, while a part of the training data is overly precise<sup>1</sup>, another part remains unnecessarily imprecise and hence unused. This may slow down the training process and cause other undesirable problems such as “path-dependency” (training is influenced by the order of the unlabeled instances).

To avoid these disadvantages, we propose to use soft instead of hard labels as training information for the learner. More specifically, to account for possible uncertainty about a true soft label  $p^*$ , we model information about the target in the form of a set  $Q \subseteq \mathbb{P}(\mathcal{Y})$  of distributions, in the literature on imprecise probability also called a *credal set* [28]. Such a “credal label” is supposed to cover the ground truth, i.e.,  $p^* \in Q$ , very much like a confidence interval in statistics is supposed to cover (with high probability) some ground-truth parameter to be estimated.

This approach is appealing, as it enables the learner to model its belief about the ground-truth  $p^*$  in a cautious and faithful manner: Widening a credal label  $Q$  may weaken the training information but maintains or even increases its validity. Moreover, credal labeling elegantly allows for covering the original training information as special cases: A hard label  $y$  provided for a labeled instance  $\mathbf{x}_l$  corresponds to a singleton set  $Q_y = \{p_y\}$ , and the lack of any information in the case of an unlabeled instance  $\mathbf{x}_u$  is properly captured by taking  $Q = \mathbb{P}(\mathcal{Y})$ . Starting with this information, the idea is to modify it in two directions:

- **Imprecisiation:** To avoid possible disadvantages of hard labels  $Q_y$ , these can be made less precise through label relaxation [30], which is an extension of the aforementioned label smoothing. Technically, it means that  $Q_y$  is replaced by a credal set  $Q$  containing, in addition to  $p_y$  itself, distributions  $p$  close to  $p_y$ .
- **Precisiation:** The non-informative and maximally imprecise labels  $Q = \mathbb{P}(\mathcal{Y})$  for unlabeled instances  $\mathbf{x}_u$  are successively (iteration by iteration) “shrunk” and made more precise. This is done by replacing a set  $Q$  with a smaller subset  $Q' \subset Q$ , provided the exclusion of certain candidate distributions  $p \in Q$  is sufficiently supported by the learner.

### 3.2 Credal Labeling

Credal sets are commonly assumed to be convex, i.e.,  $p, q \in Q$  implies  $\lambda p + (1 - \lambda)q \in Q$  for all distributions  $p, q$  and  $\lambda \in (0, 1)$ . In our context, arbitrary (convex) credal sets  $Q \subseteq \mathbb{P}(\mathcal{Y})$  could in principle be used for the purpose of labeling instances. Yet, to facilitate modeling, we restrict ourselves to credal sets induced by so-called *possibility distributions* [14].

A possibility or plausibility measure  $\Pi$  is a set-function  $2^{\mathcal{Y}} \rightarrow [0, 1]$  that assigns a degree of plausibility  $\Pi(Y)$  to every subset (event)  $Y \subseteq \mathcal{Y}$ . Such a measure is induced by a possibility

<sup>1</sup>To some extent, this can be alleviated through measures such as instance weighing, i.e., by attaching a weight to a pseudo-labeled instances [39].

distribution  $\pi : \mathcal{Y} \rightarrow [0, 1]$  via  $\Pi(Y) = \max_{y \in Y} \pi(y)$  for all  $Y \subseteq \mathcal{Y}$ . Interpreting degrees of plausibility as upper probabilities, the set of (candidate) probability distributions  $p$  (resp. measures  $P$ ) in accordance with  $\pi$  resp.  $\Pi$  is given by those for which  $P(Y) \leq \Pi(Y)$  for all events  $Y$ :

$$Q_\pi = \left\{ p \in \mathbb{P}(\mathcal{Y}) \mid \forall Y \subseteq \mathcal{Y} : P(Y) = \sum_{y \in Y} p(y) \leq \max_{y \in Y} \pi(y) = \Pi(Y) \right\}. \quad (1)$$

Roughly speaking, for each  $y \in \mathcal{Y}$ , the possibility  $\pi(y)$  determines an upper bound for  $p^*(y)$ , i.e., the highest probability that is deemed plausible for  $y$ . Note that, to guarantee  $Q_\pi \neq \emptyset$ , possibility distributions must be normalized in the sense that  $\max_{y \in \mathcal{Y}} \pi(y) = 1$ . In other words, there must be at least one outcome  $y \in \mathcal{Y}$  that is deemed completely plausible.

In our context, this outcome is naturally taken as the label  $y = \operatorname{argmax}_{y' \in \mathcal{Y}} \hat{p}(y')$  with the highest predicted probability. A simple way of modeling then consists of controlling the degree of imprecision (ignorance of the learner) by a single parameter  $\alpha \in [0, 1]$ , considering credal sets of the form

$$Q_y^\alpha = \{ p \in \mathbb{P}(\mathcal{Y}) \mid p(y) \geq 1 - \alpha \}. \quad (2)$$

Thus,  $Q_y^\alpha$  consists of all distributions  $p$  that allocate a probability mass of at least  $1 - \alpha$  to  $y$  and hence at most  $\alpha$  to the other labels  $\mathcal{Y} \setminus \{y\}$ . As important special cases we obtain  $Q_y^0 = \{p_y\}$ , i.e., the degenerate distribution that assigns probability 1 to the label  $y$ , and  $Q_y^1 = \mathbb{P}(\mathcal{Y})$  modeling complete ignorance about the ground truth  $p^*$ .

Needless to say, more sophisticated credal sets could be constructed on the basis of a distribution  $\hat{p}$ , for example leveraging the concept of probability-possibility transformations [15]. Yet, to keep the modeling as simple as possible, we restrict ourselves to sets of the form (2) in this work.

### 3.3 Learning from Credal Labels

Our approach requires the learner to be able to learn from credal instead of probabilistic or hard labels. To this end, we refer to the generic approach to so-called superset learning as proposed in [23]. Essentially, this approach is based on minimizing a generalization  $\mathcal{L}^*$  of the original (probabilistic) loss  $\mathcal{L} : \mathbb{P}(\mathcal{Y})^2 \rightarrow \mathbb{R}$ . More specifically, the so-called *optimistic superset loss* [23], also known as *infimum loss* [5], compares credal sets with probabilistic predictions as follows:

$$\mathcal{L}^*(Q, \hat{p}) = \min_{p \in Q} \mathcal{L}(p, \hat{p}) \quad (3)$$

For the specific case where credal sets are of the form (2) and the loss  $\mathcal{L}$  is the Kullback-Leibler divergence  $D_{KL}$ , (3) simplifies to

$$\mathcal{L}^*(Q_y^\alpha, \hat{p}) = \begin{cases} 0 & \text{if } \hat{p} \in Q_y^\alpha \\ D_{KL}(p^r \parallel \hat{p}) & \text{otherwise} \end{cases}, \quad (4)$$

where

$$p^r(y') = \begin{cases} 1 - \alpha & \text{if } y' = y \\ \alpha \cdot \frac{\hat{p}(y')}{\sum_{y'' \neq y} \hat{p}(y'')} & \text{otherwise} \end{cases} \quad (5)$$

is the projection of the prediction  $\hat{p}$  onto the boundary of  $Q$ . This loss has been proven to be convex, making its optimization practically feasible [30].

The loss (3) is an optimistic generalization of the original loss in the sense that it corresponds to the loss  $\mathcal{L}(p, \hat{p})$  for the most favorable instantiation  $p \in Q$ . This optimism is motivated by the idea of *data disambiguation* [23] and can be justified theoretically [5]. Roughly speaking, minimizing the sum of generalized losses over all training examples  $(\mathbf{x}_i, Q_i)$  comes down to (implicitly) choosing a precise probabilistic target inside every credal set, i.e., replacing  $(\mathbf{x}_i, Q_i)$  by  $(\mathbf{x}_i, p_i)$  with  $p_i \in Q_i$ , in such a way that the original loss (empirical risk) can be made as small as possible.

### 3.4 Credal Self-Supervised Learning Framework

Our idea of credal self-supervised learning (short CSSL) offers a rather generic framework for designing self-supervised learning methods. In this paper, we focus on image classification as a concrete and practically relevant application, and combine CSSL with the consistency regularization framework provided by FixMatch (cf. Fig. 1).

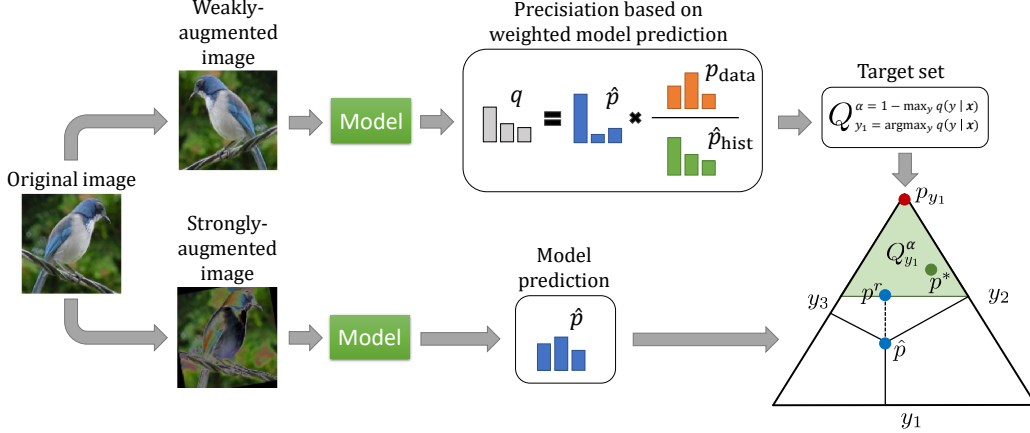


Figure 1: Schematic overview of the learning framework for unlabeled instances following [42]: Given classes  $\mathcal{Y} = \{y_1, y_2, y_3\}$ , a credal target set  $Q$  is generated from the prediction on a weakly-augmented version of the input image. As illustrated in the barycentric coordinate system on the right bottom,  $Q$  (red shaded region) covers the ground-truth distribution  $p^*$  (green point). The degenerate distribution  $p_{y_1}$  assigning probability 1 to  $y_1$  corresponds to the red point on the top. To calculate the final loss, the model prediction  $\hat{p}$  on a strongly-augmented version of the original image is compared to  $Q$ , whereby its projection onto  $Q$  is depicted by  $p^r$ .

To describe the algorithm, we again assume batches of labeled  $\mathcal{B}_l$  and unlabeled instances  $\mathcal{B}_u$  (cf. Section 2.1). For the former, we measure the labeled loss  $\mathcal{L}_l$  in terms of the cross-entropy  $H$  between the observed target distributions of the (labeled) training instances and the current model predictions  $\hat{p}$  on weakly-augmented features. At this point, one could apply the idea of imprecision through label relaxation as motivated in Section 3.1. However, as this work focuses on the self-supervision part, i.e., on  $\mathcal{B}_u$  rather than  $\mathcal{B}_l$ , we stick to hard labels. This also facilitates the interpretation of experimental results later on, as it avoids the mixing of different effects.

For the unlabeled instances  $x_i \in \mathcal{B}_u$ , we follow the consistency regularization idea of FixMatch and use the predictions on weakly augmented versions of the unlabeled instances as a reference for the target set construction. More precisely, we take the class  $y_i = \operatorname{argmax}_{y \in \mathcal{Y}} \hat{p}_i(y)$  of the current model prediction  $\hat{p}_i = \hat{p}(\mathcal{A}_w(x_i))$  as a reference to construct instance-wise targets  $Q_{y_i}^{\alpha_i}$  as specified in (2).

A rather straightforward approach to determining the uncertainty level  $\alpha_i$  is to set  $\alpha_i = 1 - \hat{p}_i(y_i)$ . Yet, motivated by the idea of distribution alignment as proposed in [3], we suggest to weight the predictions  $\hat{p}_i$  by the proportion of the class prior  $\tilde{p} \in \mathbb{P}(\mathcal{Y})$  and a moving average of the last model predictions  $\bar{p} \in \mathbb{P}(\mathcal{Y})$ , so that  $\alpha_i = 1 - q_i(y) / \sum_{y' \in \mathcal{Y}} q_i(y')$  with the weighted (pseudo-)probability scores

$$q_i(y) = \hat{p}_i(y') \times \frac{\tilde{p}(y')}{\bar{p}(y')} . \quad (6)$$

According to this way of modeling pseudo-labels in terms of credal sets, the size (imprecision) of a set is in direct correspondence with the confidence of the learner. Therefore, this approach leads to some sort of (implicit) disambiguation: With increasing confidence, the target sets are becoming more precise, successively fostering entropy minimization without imposing overly constrained targets. Also, as mentioned before, this approach allows for using all instances for training from the very beginning, without losing any of them due to confidence thresholding. The weighting mechanism based on the class prior  $\tilde{p}$  and the prediction history  $\bar{p}$  (second factor on the right-hand side of (6)) accounts for the consistency and hence the confidence in a particular class prediction. If  $\tilde{p}(y') \gg \bar{p}(y')$ , the label  $y'$  is under-represented in the past predictions, suggesting that its true likelihood might be higher than predicted by the learner, and vice versa in the case where  $\tilde{p}(y') \ll \bar{p}(y')$ . As this procedure is simple and computationally efficient, it facilitates the applicability compared to computationally demanding uncertainty methods such as MC-Dropout.

The proposed target sets are then used within the unlabeled loss  $\mathcal{L}_u$  according to (4), which is used in addition to the labeled loss  $\mathcal{L}_l$ . Hence, the final loss is given by

$$\mathcal{L} = \underbrace{\frac{1}{|\mathcal{B}_l|} \sum_{(x_i, p_i) \in \mathcal{B}_l} H(p_i, \hat{p}_i)}_{\mathcal{L}_l} + \lambda_u \underbrace{\frac{1}{|\mathcal{B}_u|} \sum_{x_i \in \mathcal{B}_u} \mathcal{L}^*(Q_{y_i}^{\alpha_i}, \hat{p}_i)}_{\mathcal{L}_u} . \quad (7)$$

The pseudo-code of the complete algorithm can be found in the appendix.

We conclude this section with a few remarks on implementation details. Since we are building upon FixMatch, we keep the same augmentation policy as suggested by the authors. Thus, we employ CTAugment by default. We refer to the appendix for further ablation studies, including RandAugment as augmentation policy. Moreover, we consider the same optimization algorithm as used before, namely SGD with Nesterov momentum, for which we use cosine annealing as learning rate schedule [32]. Similar to FixMatch, we set the learning rate to  $\eta \cos \frac{7\pi k}{16K}$ , where  $\eta$  is the initial learning rate,  $k$  the current training step and  $K$  the total number of steps ( $2^{20}$  by default). As we are keeping the algorithmic framework the same and do not require any form of confidence thresholding, we can reduce the number of parameters compared to FixMatch, which further facilitates the use of this approach. We also use an exponential moving average of model parameters for our final model, which comes with appealing ensembling effects that typically improve model robustness and has been considered by various recent approaches for un- or semi-supervised learning [6, 42].

## 4 Experiments

To compare our idea of credal pseudo-labeling, we conduct an exhaustive empirical evaluation with common image classification benchmarks. More precisely, we follow the semi-supervised learning evaluation setup as described in [42] and perform experiments on CIFAR-10/-100 [25], SVHN [35], and STL-10 [8] with varying fractions of labeled instances sampled from the original data sets, also considering label-scarce settings with only a few labels per class. For CIFAR-10, SVHN, and STL-10, we train a Wide ResNet-28-2 [53] with 1.49 M parameters, while we consider Wide ResNet-28-8 (23.4 M parameters) models for the experiments on CIFAR-100. To guarantee a fair comparison to existing methods related to FixMatch, we keep the hyperparameters the same as in the original experiments. We refer to the appendix for a more comprehensive overview of the experimental details. We repeat each run 5 times with different seeds for a higher significance and average the results for the model weights of the last 20 epochs as done in [42].

As baselines, we report the results for Mean Teacher [47], MixMatch [4], UDA [51], ReMixMatch [3], and EnAET [50] as state-of-the-art semi-supervised learning methods. Moreover, as we directly compete against the probabilistic hard-labeling employed in FixMatch, we compare our approach to this (with CTAugment) and related methods, namely AlphaMatch [19], CoMatch [29], and ReRankMatch [48]. Since these approaches extend the basic framework of FixMatch by additional means (e.g., loss augmentations), the direct comparison with FixMatch is maximally fair under these conditions, avoiding side-effects as much as possible. In addition, we show the results of the student-teacher method Meta Pseudo Labels (Meta PL) [37].

### 4.1 Generalization Performance

In the first experiments, we train the aforementioned models on the four benchmark data sets for different numbers of labeled instances to measure the generalization performance of the induced models. The results are provided in Table 1.

As can be seen, CSSL is especially competitive when the number of labels is small, showing that the implicit uncertainty awareness of set-based target modeling becomes effective. But CSSL is also able to provide compelling performance in the case of relatively many labeled instances, although not substantially improving over conventional hard pseudo-labeling. For instance, it is approximately on par with state-of-the-art performance on CIFAR-100 and SVHN. Focusing on the comparison to FixMatch, credal self-supervision improves the performance in almost all cases over hard pseudo-labeling with confidence thresholding, providing further evidence for the adequacy of our method.

Table 1: Averaged misclassification rates for 5 different seeds using varying numbers of labeled instances (**bold** font indicates the best performing method and those within two standard deviations per data set and label number). Approaches using different models, so that the comparison may not be entirely fair, are marked with \*. We also show the results for STL-10 as reported in [19], using smaller models due to computational resource limitations, which we mark by †.

	CIFAR-10			CIFAR-100			SVHN			STL-10†
	40 lab.	250 lab.	4000 lab.	400 lab.	2500 lab.	10000 lab.	40 lab.	250 lab.	1000 lab.	1000 lab.
Mean Teacher	-	32.32 ±2.30	9.19 ±0.19	-	53.91 ±0.57	35.83 ±0.24	-	3.57 ±0.11	3.42 ±0.07	-
MixMatch	47.54 ±11.50	11.05 ±0.86	6.42 ±0.10	67.61 ±1.32	39.94 ±0.37	28.31 ±0.33	42.55 ±14.53	3.98 ±0.23	3.50 ±0.28	14.84 ±1.24
UDA	29.05 ±5.93	8.82 ±1.08	4.88 ±0.18	59.28 ±0.88	33.13 ±0.22	24.50 ±0.25	52.63 ±20.51	5.69 ±2.76	2.46 ±0.24	13.43 ±1.06
ReMixMatch	19.10 ±9.64	<b>5.44</b> ±0.05	4.72 ±0.13	44.28 ±2.06	27.43 ±0.31	<b>23.03</b> ±0.56	<b>3.34</b> ±0.20	2.92 ±0.48	2.65 ±0.08	11.58 ±0.78
EnAET	-	7.6 ±0.34	5.35 ±0.48	-	-	-	-	3.21 ±0.21	2.92	-
AlphaMatch	8.65 ±3.38	<b>4.97</b> ±0.29	-	<b>38.74</b> ±0.32	<b>25.02</b> ±0.27	-	<b>2.97</b> ±0.26	2.44 ±0.32	-	<b>9.64</b> ±0.75
CoMatch	<b>6.91</b> ±1.39	<b>4.91</b> ±0.33	-	-	-	-	-	-	-	-
ReRankMatch	18.25 ±9.44	6.02 ±1.31	4.40 ±0.06	69.62 ±1.33	31.75 ±0.33	<b>22.32</b> ±0.65	20.25 ±4.43	2.44 ±0.07	<b>2.19</b> ±0.09	-
Meta PL*	-	-	<b>3.89</b> ±0.07	-	-	-	-	-	<b>1.99</b> ±0.07	-
FixMatch (CTA)	11.39 ±3.35	<b>5.07</b> ±0.33	4.31 ±0.15	49.95 ±3.01	28.64 ±0.24	<b>23.18</b> ±0.11	7.65 ±7.65	2.64 ±0.64	2.28 ±0.19	<b>10.72</b> ±0.63
CSSL (CTA)	<b>6.50</b> ±0.90	<b>5.48</b> ±0.49	4.43 ±0.10	43.43 ±1.39	28.39 ±1.09	<b>23.25</b> ±0.28	3.67 ±2.36	<b>2.18</b> ±0.12	<b>1.99</b> ±0.13	<b>10.54</b> ±0.71

Table 2: Averaged misclassification rates and expected calibration errors (ECE) using 15 bins for 5 different seeds.

	CIFAR-10				SVHN			
	40 lab.		4000 lab.		40 lab.		1000 lab.	
	Err.	ECE	Err.	ECE	Err.	ECE	Err.	ECE
FixMatch	11.39 ±3.35	0.087 ±0.051	<b>4.31</b> ±0.15	0.030 ±0.002	<b>7.65</b> ±7.65	<b>0.040</b> ±0.044	2.28 ±0.19	0.010 ±0.002
FixMatch (DA)	<b>7.73</b> ±1.92	0.048 ±0.012	4.64 ±0.10	0.027 ±0.001	<b>5.21</b> ±2.85	<b>0.031</b> ±0.020	<b>2.04</b> ±0.38	0.010 ±0.001
LSMatch	<b>8.37</b> ±1.63	<b>0.038</b> ±0.012	5.60 ±1.32	<b>0.024</b> ±0.007	<b>3.82</b> ±1.46	0.086 ±0.046	2.13 ±0.11	0.018 ±0.011
CSSL	<b>6.50</b> ±0.90	<b>0.032</b> ±0.005	<b>4.43</b> ±0.10	<b>0.023</b> ±0.001	<b>3.67</b> ±2.36	<b>0.022</b> ±0.029	<b>1.99</b> ±0.13	<b>0.007</b> ±0.001

## 4.2 Network Calibration

In a second study, we evaluate FixMatch-based models in terms of network calibration, i.e., the quality of the predicted class probabilities. For this purpose, we calculate the expected calibration error (ECE) as done in [22] using discretized probabilities into 15 bins. The calibration errors provide insight into the bias of the models induced by the different learning methods.

Besides the “raw” hard-labeling, we also consider the distribution alignment (DA)-variant of FixMatch (as described in [42]), as well as an adaptive variant using label smoothing [45], which we dub *LSMatch* (see appendix for an algorithmic description). For label smoothing, we use a uniform distribution policy and calculate the distribution mass parameter  $\alpha$  in an adaptive manner as we do for CSSL (cf. Section 3.4). As a result, LSMatch can be regarded as the natural counterpart of our approach for a more cautious learning using less extreme targets. We refer to [30] for a more thorough analysis of the differences between smoothed and credal labels. Since both methods realize an implicit calibration [30, 34], we omit explicit calibration methods that require additional data. Besides, we experiment with an uncertainty-filtering variant of FixMatch following UPS [39], for which we provide results in the supplement.

In accordance with the studies in [30], the results provided in Table 2 show improved calibration compared to classical probabilistic modeling. As these effects are achieved without requiring an additional calibration data split, it provides an appealing method to induce well calibrated and generalizing models. Nevertheless, the margin to the other baselines gets smaller with an increasing number of labeled instances, which is plausible as it implies an increased level of certainty.

## 4.3 Efficiency

In addition to accuracy, a major concern of learning algorithms is run-time efficiency. In this regard, we already noted that thresholding mechanisms may severely delay the incorporation of unlabeled instances in the learning process. For example, for a data set with  $2^{26}$  images, FixMatch requires up to  $2^{20}$  updates to provide the competitive results reported. This not only excludes potential users without access to computational resources meeting these demands, it also consumes a substantial amount of energy [44].



Table 3: Averaged misclassification rates after 1/8 (CIFAR-10) and 1/32 (SVHN) of the original iterations used for the results in Tab. 1 (**bold** font indicates the single best performing method).

	CIFAR-10		SVHN	
	40 lab.	4000 lab.	40 lab.	1000 lab.
FixMatch ( $\tau = 0.0$ )	18.50 $\pm$ 2.92	6.88 $\pm$ 0.11	13.82 $\pm$ 13.57	<b>2.73</b> $\pm$ 0.04
FixMatch ( $\tau = 0.8$ )	11.99 $\pm$ 2.32	7.08 $\pm$ 0.13	3.52 $\pm$ 0.44	2.85 $\pm$ 0.08
FixMatch ( $\tau = 0.95$ )	14.73 $\pm$ 3.29	8.26 $\pm$ 0.09	5.85 $\pm$ 5.10	3.03 $\pm$ 0.07
LSMatch	11.60 $\pm$ 2.68	7.24 $\pm$ 0.21	7.04 $\pm$ 3.29	2.76 $\pm$ 0.05
CSSL	<b>10.04</b> $\pm$ 3.32	<b>6.78</b> $\pm$ 0.94	<b>3.50</b> $\pm$ 0.49	2.84 $\pm$ 0.06

As described before, CSSL allows for incorporating all instances from the very beginning. To measure the implied effects, i.e., a faster convergence, apart from using more effective optimizers, we train the models from the former experiment on CIFAR-10 and SVHN for only an eighth and thirty-second of the original number of epochs, respectively. As we would grant CSSL and LSMatch an unfair advantage compared to confidence thresholding in FixMatch, we experiment with different thresholds  $\tau \in \{0, 0.8, 0.95\}$  for FixMatch. The (averaged) learning curves are provided in the supplement.

As shown by the results in Table 3, CSSL achieves the best performance in the label-scarce cases, which confirms the adequacy of incorporating all instances in a cautious manner from the very beginning. Likewise, LSMatch shows competitive performance following the same intuition. In contrast, FixMatch with a high confidence threshold shows slow convergence, which can be mitigated by lowering the thresholding. However, FixMatch with  $\tau = 0.0$  provides unsatisfying performance as it drastically increases the risk of confirmation biases;  $\tau = 0.8$  seems to be a reasonable trade-off between convergence speed and validity of the model predictions. Nevertheless, when providing higher numbers of labels, the performance gain in incorporating more instances from early on is fairly limited, making the concern of efficiency arguably less important in such cases.

## 5 Conclusion

Existing (probabilistic) methods for self-supervision typically commit to single probability distributions as pseudo-labels, which, as we argued, represents the uncertainty in such labels only insufficiently and comes with the risk of incorporating an undesirable bias. Therefore, we suggest to allow the learner to use credal sets, i.e., sets of (candidate) distributions, as pseudo-labels. In this way, a more faithful representation of the learner’s (lack of) knowledge about the underlying ground truth distribution can be achieved, and the risk of biases is reduced. By leveraging the principle of generalized risk minimization, we realize an iterative disambiguation process that implements an implicit trade-off between cautious self-supervision and entropy minimization.

In an exhaustive empirical evaluation in the field of image classification, the enhanced expressiveness and uncertainty-awareness compared to conventional probabilistic self-supervision proved to yield superior generalization performance, especially in the regime of label-scarce semi-supervised learning. Moreover, the experiments have shown an improved network calibration when trained with credal self-supervision, as well as an increased efficiency when considering small compute budgets for training.

Motivated by these promising results, we plan to further elaborate on the idea of credal target modeling and extend it in various directions. For example, as we considered rather simple target sets so far, a thorough investigation of more sophisticated modeling techniques should be conducted. Such techniques may help, for instance, to sift out implausible classes early on, and lead to more precise pseudo-labels without compromising validity. Besides, as already mentioned, our CSSL framework is completely generic and not restricted to applications in image processing. Although we used it to extend FixMatch in this paper, it can extend any other self-training method, too. Elaborating on such extensions is another important aspect of future work.

## Acknowledgments and Disclosure of Funding

This work was supported by the German Research Foundation (DFG) (Grant No. 420493178). Moreover, the authors gratefully acknowledge the funding of this project by computing time provided by the Paderborn Center for Parallel Computing (PC<sup>2</sup>) and the research group of Prof. Dr. Marco Platzner.

## References

- [1] Eric Arazo, Diego Ortego, Paul Albert, Noel E. O’Connor, and Kevin McGuinness. Pseudo-labeling and confirmation bias in deep semi-supervised learning. In *Proc. of the International Joint Conference on Neural Networks, IJCNN, Glasgow, United Kingdom, July 19-24*, pages 1–8. IEEE, 2020.
- [2] Philip Bachman, Ouais Alsharif, and Doina Precup. Learning with pseudo-ensembles. In *Advances in Neural Information Processing Systems 27: Annual Conference on Neural Information Processing Systems, NIPS, Montreal, Quebec, Canada, December 8-13*, pages 3365–3373, 2014.
- [3] David Berthelot, Nicholas Carlini, Ekin D. Cubuk, Alex Kurakin, Kihyuk Sohn, Han Zhang, and Colin Raffel. ReMixMatch: Semi-supervised learning with distribution matching and augmentation anchoring. In *Proc. of the 8th International Conference on Learning Representations, ICLR, Addis Ababa, Ethiopia, April 26-30*. OpenReview.net, 2020.
- [4] David Berthelot, Nicholas Carlini, Ian J. Goodfellow, Nicolas Papernot, Avital Oliver, and Colin Raffel. MixMatch: A holistic approach to semi-supervised learning. In *Advances in Neural Information Processing Systems 32: Annual Conference on Neural Information Processing Systems, NeurIPS, Vancouver, BC, Canada, December 8-14*, pages 5050–5060, 2019.
- [5] Vivien Cabannes, Alessandro Rudi, and Francis R. Bach. Structured prediction with partial labelling through the infimum loss. In *Proceedings of the 37th International Conference on Machine Learning, ICML, virtual, July 13-18*, volume 119, pages 1230–1239. PMLR, 2020.
- [6] Mathilde Caron, Hugo Touvron, Ishan Misra, Hervé Jégou, Julien Mairal, Piotr Bojanowski, and Armand Joulin. Emerging properties in self-supervised vision transformers. *CoRR*, abs/2104.14294, 2021.
- [7] Olivier Chapelle, Bernhard Schölkopf, and Alexander Zien. *Semi-Supervised Learning*. The MIT Press, 2006.
- [8] Adam Coates, Andrew Y. Ng, and Honglak Lee. An analysis of single-layer networks in unsupervised feature learning. In *Proc. of the 14th International Conference on Artificial Intelligence and Statistics, AISTATS, Fort Lauderdale, FL, USA, April 11-13*, volume 15 of *JMLR Proceedings*, pages 215–223. JMLR.org, 2011.
- [9] Ekin Dogus Cubuk, Barret Zoph, Jon Shlens, and Quoc Le. RandAugment: Practical automated data augmentation with a reduced search space. In *Advances in Neural Information Processing Systems 33: Annual Conference on Neural Information Processing Systems, NeurIPS, virtual, December 6-12*, 2020.
- [10] Zihang Dai, Zhilin Yang, Fan Yang, William W. Cohen, and Ruslan Salakhutdinov. Good semi-supervised learning that requires a bad GAN. In *Advances in Neural Information Processing Systems 30: Annual Conference on Neural Information Processing Systems, NIPS, Long Beach, CA, USA, December 4-9*, pages 6510–6520, 2017.
- [11] Terrance Devries and Graham W. Taylor. Improved regularization of convolutional neural networks with cutout. *CoRR*, abs/1708.04552, 2017.
- [12] Carl Doersch, Abhinav Gupta, and Alexei A. Efros. Unsupervised visual representation learning by context prediction. In *Proc. of the IEEE International Conference on Computer Vision, ICCV, Santiago, Chile, December 7-13*, pages 1422–1430. IEEE Computer Society, 2015.

- [13] Jingfei Du, Edouard Grave, Beliz Gunel, Vishrav Chaudhary, Onur Celebi, Michael Auli, Ves Stoyanov, and Alexis Conneau. Self-training improves pre-training for natural language understanding. *CoRR*, abs/2010.02194, 2020.
- [14] Didier Dubois and Henri Prade. Possibility theory, probability theory and multiple-valued logics: A clarification. *Annals of Mathematics and Artificial Intelligence*, 32:35–66, 2004.
- [15] Didier Dubois, Henri Prade, and Sandra Sandri. *On Possibility/Probability Transformations*, pages 103–112. Springer, 1993.
- [16] Yarin Gal and Zoubin Ghahramani. Dropout as a Bayesian approximation: Representing model uncertainty in deep learning. In *Proc. of the 33rd International Conference on Machine Learning, ICML, New York City, NY, USA, June 19-24*, volume 48 of *JMLR Workshop and Conference Proceedings*, pages 1050–1059. JMLR.org, 2016.
- [17] Golnaz Ghiasi, Tsung-Yi Lin, and Quoc V. Le. DropBlock: A regularization method for convolutional networks. In *Advances in Neural Information Processing Systems 31: Annual Conference on Neural Information Processing Systems, NeurIPS, Montreal, Quebec, Canada, December 3-8*, pages 10750–10760, 2018.
- [18] Clément Godard, Oisín Mac Aodha, Michael Firman, and Gabriel J. Brostow. Digging into self-supervised monocular depth estimation. In *Proc. of the IEEE/CVF International Conference on Computer Vision, ICCV, Seoul, Korea (South), October 27 - November 2*, pages 3827–3837. IEEE, 2019.
- [19] Chengyue Gong, Dilin Wang, and Qiang Liu. AlphaMatch: Improving consistency for semi-supervised learning with alpha-divergence. *CoRR*, abs/2011.11779, 2020.
- [20] Yves Grandvalet and Yoshua Bengio. Semi-supervised learning by entropy minimization. In *Advances in Neural Information Processing Systems 17: Annual Conference on Neural Information Processing Systems, NIPS, Vancouver, BC, Canada, December 13-18*, pages 529–536, 2004.
- [21] Jean-Bastien Grill, Florian Strub, Florent Alché, Corentin Tallec, Pierre H. Richemond, Elena Buchatskaya, Carl Doersch, Bernardo Ávila Pires, Zhaohan Guo, Mohammad Gheshlaghi Azar, Bilal Piot, Koray Kavukcuoglu, Rémi Munos, and Michal Valko. Bootstrap your own latent - A new approach to self-supervised learning. In *Advances in Neural Information Processing Systems 33: Annual Conference on Neural Information Processing Systems, NeurIPS, virtual, December 6-12*, 2020.
- [22] Chuan Guo, Geoff Pleiss, Yu Sun, and Kilian Q. Weinberger. On calibration of modern neural networks. In *Proc. of the 34th International Conference on Machine Learning, ICML, Sydney, NSW, Australia, August 6-11*, volume 70 of *Proceedings of Machine Learning Research*, pages 1321–1330. PMLR, 2017.
- [23] Eyke Hüllermeier and Weiwei Cheng. Superset learning based on generalized loss minimization. In *Proc. of the European Conference on Machine Learning and Knowledge Discovery in Databases, ECML PKDD, Porto, Portugal, September 7-11, Proc. Part II*, volume 9285 of *LNCS*, pages 260–275. Springer, 2015.
- [24] Kyungyul Kim, ByeongMoon Ji, Doyoung Yoon, and Sangheum Hwang. Self-knowledge distillation with progressive refinement of targets. *arXiv:2006.12000 [cs, stat]*, abs/2006.12000, 2021.
- [25] Alex Krizhevsky and Geoffrey Hinton. Learning multiple layers of features from tiny images. Technical report, University of Toronto, Toronto, Canada, 2009.
- [26] Samuli Laine and Timo Aila. Temporal ensembling for semi-supervised learning. In *Proc. of the 5th International Conference on Learning Representations, ICLR, Toulon, France, April 24-26*. OpenReview.net, 2017.
- [27] Dong-Hyun Lee. Pseudo-label: The simple and efficient semi-supervised learning method for deep neural networks. In *Workshop on Challenges in Representation Learning, International Conference on Machine Learning, ICML, Atlanta, GA, USA, June 16-21*, volume 3, 2013.

- [28] Isaac Levi. *The Enterprise of Knowledge: An Essay on Knowledge, Credal Probability, and Chance*. MIT Press, 1983.
- [29] Junnan Li, Caiming Xiong, and Steven C. H. Hoi. CoMatch: Semi-supervised learning with contrastive graph regularization. *CoRR*, abs/2011.11183, 2020.
- [30] Julian Lienen and Eyke Hüllermeier. From label smoothing to label relaxation. In *Proc. of the 35th AAAI Conference on Artificial Intelligence, virtual, February 2-9, 2021*.
- [31] Julian Lienen and Eyke Hüllermeier. Instance weighting through data imprecisation. *Int. J. Approx. Reason.*, 134:1–14, 2021.
- [32] Ilya Loshchilov and Frank Hutter. SGDR: Stochastic gradient descent with warm restarts. In *Proc. of the 5th International Conference on Learning Representations, ICLR, Toulon, France, April 24-26. OpenReview.net, 2017*.
- [33] Subhabrata Mukherjee and Ahmed Hassan Awadallah. Uncertainty-aware self-training for few-shot text classification. In *Advances in Neural Information Processing Systems 33: Annual Conference on Neural Information Processing Systems, NeurIPS, virtual, December 6-12, 2020*.
- [34] Rafael Müller, Simon Kornblith, and Geoffrey E. Hinton. When does label smoothing help? In *Advances in Neural Information Processing Systems 32: Annual Conference on Neural Information Processing Systems, NeurIPS, Vancouver, BC, Canada, December 8-14, pages 4696–4705, 2019*.
- [35] Yuval Netzer, Tao Wang, Adam Coates, Alessandro Bissacco, Bo Wu, and Andrew Y. Ng. Reading digits in natural images with unsupervised feature learning. In *Advances in Neural Information Processing Systems 33: Annual Conference on Neural Information Processing Systems, NIPS, Granada, Spain, November 12-17, Workshop on Deep Learning and Unsupervised Feature Learning, 2011*.
- [36] Avital Oliver, Augustus Odena, Colin Raffel, Ekin Dogus Cubuk, and Ian J. Goodfellow. Realistic evaluation of deep semi-supervised learning algorithms. In *Advances in Neural Information Processing Systems 31: Annual Conference on Neural Information Processing Systems, NeurIPS, Montreal, Quebec, Canada, December 3-8, pages 3239–3250, 2018*.
- [37] Hieu Pham, Zihang Dai, Qizhe Xie, Minh-Thang Luong, and Quoc V. Le. Meta Pseudo Labels. *arXiv:2003.10580 [cs, stat]*, abs/2003.10580, 2021.
- [38] Antti Rasmus, Mathias Berglund, Mikko Honkala, Harri Valpola, and Tapani Raiko. Semi-supervised learning with Ladder networks. In *Advances in Neural Information Processing Systems 28: Annual Conference on Neural Information Processing Systems, NIPS, Montreal, Quebec, Canada, December 7-12, pages 3546–3554, 2015*.
- [39] Mamshad Nayeem Rizve, Kevin Duarte, Yogesh Singh Rawat, and Mubarak Shah. In defense of pseudo-labeling: An uncertainty-aware pseudo-label selection framework for semi-supervised learning. *CoRR*, abs/2101.06329, 2021.
- [40] Chuck Rosenberg, Martial Hebert, and Henry Schneiderman. Semi-supervised self-training of object detection models. In *Proc. of the 7th IEEE Workshop on Applications of Computer Vision / IEEE Workshop on Motion and Video Computing, WACV/MOTION, Breckenridge, CO, USA, January 5-7, pages 29–36. IEEE Computer Society, 2005*.
- [41] Mehdi Sajjadi, Mehran Javanmardi, and Tolga Tasdizen. Regularization with stochastic transformations and perturbations for deep semi-supervised learning. In *Advances in Neural Information Processing Systems 29: Annual Conference on Neural Information Processing Systems, NIPS, Barcelona, Spain, December 5-10, pages 1163–1171, 2016*.
- [42] Kihyuk Sohn, David Berthelot, Nicholas Carlini, Zizhao Zhang, Han Zhang, Colin Raffel, Ekin Dogus Cubuk, Alexey Kurakin, and Chun-Liang Li. FixMatch: Simplifying semi-supervised learning with consistency and confidence. In *Advances in Neural Information Processing Systems 33: Annual Conference on Neural Information Processing Systems, NeurIPS, virtual, December 6-12, 2020*.

- [43] Nitish Srivastava, Geoffrey E. Hinton, Alex Krizhevsky, Ilya Sutskever, and Ruslan Salakhutdinov. Dropout: A simple way to prevent neural networks from overfitting. *J. Mach. Learn. Res.*, 15(1):1929–1958, 2014.
- [44] Emma Strubell, Ananya Ganesh, and Andrew McCallum. Energy and policy considerations for deep learning in NLP. In *Proc. of the 57th Conference of the Association for Computational Linguistics, ACL, Florence, Italy, July 28 - August 2, Volume 1: Long Papers*, pages 3645–3650. Association for Computational Linguistics, 2019.
- [45] Christian Szegedy, Vincent Vanhoucke, Sergey Ioffe, Jonathon Shlens, and Zbigniew Wojna. Rethinking the Inception architecture for computer vision. In *Proc. of the IEEE Conference on Computer Vision and Pattern Recognition, CVPR, Las Vegas, NV, USA, June 27-30*, pages 2818–2826. IEEE Computer Society, 2016.
- [46] Jafar Tanha, Maarten van Someren, and Hamideh Afsarmanesh. Semi-supervised self-training for decision tree classifiers. *Int. J. Mach. Learn. Cybern.*, 8(1):355–370, 2017.
- [47] Antti Tarvainen and Harri Valpola. Mean teachers are better role models: Weight-averaged consistency targets improve semi-supervised deep learning results. In *Advances in Neural Information Processing Systems 30: Annual Conference on Neural Information Processing Systems, NeurIPS, Long Beach, CA, USA, December 4-9*, pages 1195–1204, 2017.
- [48] Trung Quang Tran, Mingu Kang, and Daeyoung Kim. ReRankMatch: Semi-supervised learning with semantics-oriented similarity representation. *CoRR*, abs/2102.06328, 2021.
- [49] Jesper E. van Engelen and Holger H. Hoos. A survey on semi-supervised learning. *Mach. Learn.*, 109(2):373–440, 2020.
- [50] Xiao Wang, Daisuke Kihara, Jiebo Luo, and Guo-Jun Qi. EnAET: A self-trained framework for semi-supervised and supervised learning with ensemble transformations. *IEEE Trans. Image Process.*, 30:1639–1647, 2021.
- [51] Qizhe Xie, Zihang Dai, Eduard H. Hovy, Thang Luong, and Quoc Le. Unsupervised data augmentation for consistency training. In *Advances in Neural Information Processing Systems 33: Annual Conference on Neural Information Processing Systems, NeurIPS, virtual, December 6-12, 2020*.
- [52] Qizhe Xie, Minh-Thang Luong, Eduard Hovy, and Quoc V. Le. Self-training with Noisy Student improves ImageNet classification. *arXiv:1911.04252 [cs, stat]*, abs/1911.04252, 2020.
- [53] Sergey Zagoruyko and Nikos Komodakis. Wide residual networks. In *Proc. of the British Machine Vision Conference, BMVC, York, UK, September 19-22, 2016*.
- [54] Hongyi Zhang, Moustapha Cissé, Yann N. Dauphin, and David Lopez-Paz. Mixup: Beyond empirical risk minimization. In *Proc. of the 6th International Conference on Learning Representations, ICLR, Vancouver, BC, Canada, April 30 - May 3. OpenReview.net, 2018*.
- [55] Zhedong Zheng and Yi Yang. Rectifying pseudo label learning via uncertainty estimation for domain adaptive semantic segmentation. *Int. J. Comput. Vis.*, 129(4):1106–1120, 2021.
- [56] Tianyi Zhou, Shengjie Wang, and Jeff Bilmes. Time-consistent self-supervision for semi-supervised learning. In *Proc. of the 37th International Conference on Machine Learning, ICML, virtual, July 13-18*, volume 119 of *Proceedings of Machine Learning Research*, pages 11523–11533. PMLR, 2020.

## A Credal Self-Supervised Learning: Supplementary Material

### A.1 Algorithmic Description of CSSL

Algorithm 1 provides the pseudo-code of the batch-wise loss calculation in CSSL.

---

**Algorithm 1** CSSL with adaptive precisiation  $\alpha$

---

**Require:** Batch of labeled instances with degenerate ground truth distributions  $\mathcal{B}_l = \{(\mathbf{x}_i, p_i)\}_{i=1}^B \in (\mathcal{X} \times \mathcal{Y})^B$ , unlabeled batch ratio  $\mu$ , batch  $\mathcal{B}_u = \{\mathbf{x}_i\}_{i=1}^{\mu B}$  of unlabeled instances, unlabeled loss weight  $\lambda_u$ , model  $\hat{p} : \mathcal{X} \rightarrow \mathbb{P}(\mathcal{Y})$ , strong and weak augmentation functions  $\mathcal{A}_s, \mathcal{A}_w : \mathcal{X} \rightarrow \mathcal{X}$ , class prior  $\tilde{p} \in \mathbb{P}(\mathcal{Y})$ , averaged model predictions  $\bar{p} \in \mathbb{P}(\mathcal{Y})$

- 1:  $\mathcal{L}_l = \frac{1}{B} \sum_{(\mathbf{x}, p) \in \mathcal{B}_l} H(p, \hat{p}(\mathcal{A}_w(\mathbf{x})))$
- 2: Initialize pseudo-labeled batch  $\mathcal{U} = \emptyset$
- 3: **for** all  $\mathbf{x} \in \mathcal{B}_u$  **do**
- 4:   Derive pseudo label  $q$  from  $\hat{p}(\mathcal{A}_w(\mathbf{x}))$ ,  $\tilde{p}$  and  $\bar{p}$  acc. to Eq. (6)
- 5:   Determine reference class  $y := \operatorname{argmax}_{y' \in \mathcal{Y}} q(y')$
- 6:    $\alpha = 1 - q(y) / \sum_{y' \in \mathcal{Y}} q(y')$
- 7:   Construct target set  $Q_y^\alpha$  as in Eq. (2)
- 8:    $\mathcal{U} = \mathcal{U} \cup \{(\mathbf{x}, Q_y^\alpha)\}$
- 9: **end for**
- 10:  $\mathcal{L}_u = \frac{1}{\mu B} \sum_{(\mathbf{x}, Q_y^\alpha) \in \mathcal{U}} \mathcal{L}^*(Q_y^\alpha, \hat{p}(\mathcal{A}_s(\mathbf{x})))$
- 11: **return**  $\mathcal{L}_l + \lambda_u \mathcal{L}_u$

---

### A.2 Algorithmic Description of LSMatch

In Algorithm 2, we provide details on the label smoothing variant of FixMatch as investigated in the experiments, which we call *LSMatch*.

---

**Algorithm 2** LSMatch with adaptive distribution mass  $\alpha$

---

**Require:** Batch of labeled instances with degenerate ground truth distributions  $\mathcal{B}_l = \{(\mathbf{x}_i, p_i)\}_{i=1}^B \in (\mathcal{X} \times \mathcal{Y})^B$ , unlabeled batch ratio  $\mu$ , batch  $\mathcal{B}_u = \{\mathbf{x}_i\}_{i=1}^{\mu B}$  of unlabeled instances, unlabeled loss weight  $\lambda_u$ , model  $\hat{p} : \mathcal{X} \rightarrow \mathbb{P}(\mathcal{Y})$ , strong and weak augmentation functions  $\mathcal{A}_s, \mathcal{A}_w : \mathcal{X} \rightarrow \mathcal{X}$ , class prior  $\tilde{p} \in \mathbb{P}(\mathcal{Y})$ , averaged model predictions  $\bar{p} \in \mathbb{P}(\mathcal{Y})$

- 1:  $\mathcal{L}_l = \frac{1}{B} \sum_{(\mathbf{x}, p) \in \mathcal{B}_l} H(p, \hat{p}(\mathcal{A}_w(\mathbf{x})))$
- 2: Initialize pseudo-labeled batch  $\mathcal{U} = \emptyset$
- 3: **for** all  $\mathbf{x} \in \mathcal{B}_u$  **do**
- 4:   Derive pseudo label  $q$  from  $\hat{p}(\mathcal{A}_w(\mathbf{x}))$ ,  $\tilde{p}$  and  $\bar{p}$  acc. to Eq. (6)
- 5:   Determine reference class  $y := \operatorname{argmax}_{y' \in \mathcal{Y}} q(y')$
- 6:    $\alpha = 1 - q(y) / \sum_{y' \in \mathcal{Y}} q(y')$
- 7:   Construct smoothed target  $q'$  with  $q'(y) = 1 - \frac{(|\mathcal{Y}|-1) \cdot \alpha}{|\mathcal{Y}|}$  and  $q'(y') = \frac{\alpha}{|\mathcal{Y}|}$  for  $y' \neq y$
- 8:    $\mathcal{U} = \mathcal{U} \cup \{(\mathbf{x}, q')\}$
- 9: **end for**
- 10:  $\mathcal{L}_u = \frac{1}{\mu B} \sum_{(\mathbf{x}, q') \in \mathcal{U}} H(q', \hat{p}(\mathcal{A}_s(\mathbf{x})))$
- 11: **return**  $\mathcal{L}_l + \lambda_u \mathcal{L}_u$

---

### A.3 Evaluation Details

#### A.3.1 Experimental Settings

As discussed in the paper, we follow the experimental setup as described in [42]. For a fair comparison, we keep the hyperparameters the same as used within the experiments for FixMatch, which we provide in Table 4. Note that the parameter  $\tau$  does not apply to CSSL nor LSMatch, as these approaches do not rely on any confidence thresholding.

Table 4: Hyperparameters as being used within the experiments for CSSL, FixMatch, LSMatch and all other method derivatives (if not stated otherwise).

Symbol	Description	Used value(s)
$\lambda_u$	Unlabeled loss weight	1
$\mu$	Multiplicity of unlab. over lab. insts.	7
$B$	Labeled batch size	64
$\eta$	Initial learning rate	0.03
$\beta$	SGD momentum	0.9
Nesterov	Indicator for Nesterov SGD variant	True
$wd$	Weight decay	0.001 (CIFAR-100), 0.0005 (other data sets)
$\tau$	Confidence threshold	0.95
$K$	Training steps	$2^{20}$

For CTAugment (and later RandAugment as considered in Section A.4.2), we use the same operations and parameter ranges as in reported in [42] for comparability reasons. In case of CTAugment, we keep the bin weight threshold at 0.8 and use an exponential decay of 0.99 for the weight updates. In the latter case, we also follow a purely random sampling, that slightly differs from the original formulation in [9]. We refer to [3, 42] for a more comprehensive overview over the methods and their parameters.

### A.3.2 Technical Infrastructure

To put our approach into practice, we re-used the original FixMatch code base<sup>2</sup> provided by the authors for the already available baselines, models, augmentation strategies and the evaluation, and extended it by our implementations. To this end, we leverage TensorFlow<sup>3</sup> as a recent deep learning framework, whereas the image augmentation functions are provided by Pillow<sup>4</sup>. To execute the runs, we used several Nvidia Titan RTX, Nvidia Tesla V100, Nvidia RTX 2080 Ti and Nvidia GTX 1080 Ti accelerators in modern cluster environments. The code related to our work is available at <https://github.com/julilien/CSSL>.

### A.3.3 Efficiency Experiments: Learning Curves

Figure 2 shows the learning curves of the runs considered in the efficiency study in Section 4.3 (averaged over 5 seeds). As can be seen, both CSSL and LSMatch improve the learning efficiency in label-scarce settings by not relying on any form of confidence thresholding. Although LSMatch turns out to converge slightly faster when observing 40 labels from SVHN, the eventual generalization performance of CSSL is clearly superior. For higher amounts of labels, the results are almost indistinguishable.

## A.4 Additional Experiments

### A.4.1 Simple Synthetic Example

To illustrate the disambiguation principle underlying the idea of credal self-supervised learning, we consider a synthetic (semi-supervised) binary classification problem in a one-dimensional feature space. To this end, we sample 25 labeled and 500 unlabeled instances uniformly from the unit interval. As ground-truth, we define the true probability of the positive class by a sigmoidal shaped function.

Provided this data, we train a simple multi-layer perceptron with a single hidden layer consisting of 100 neurons activated by a sigmoid function. As output layer, we use a softmax-activated dense layer with two neurons. To make use of the unlabeled data, we employ self-training with either hard, soft or credal labels for 100 iterations each. In all three cases, we do not apply any form of distribution alignment or confidence thresholding. We use SGD as optimizer with a learning rate of 0.5 (no

<sup>2</sup>The code is publicly available at <https://github.com/google-research/fixmatch> under the Apache-2.0 License.

<sup>3</sup><https://www.tensorflow.org/>, Apache-2.0 License

<sup>4</sup><https://python-pillow.org/>, HPND License

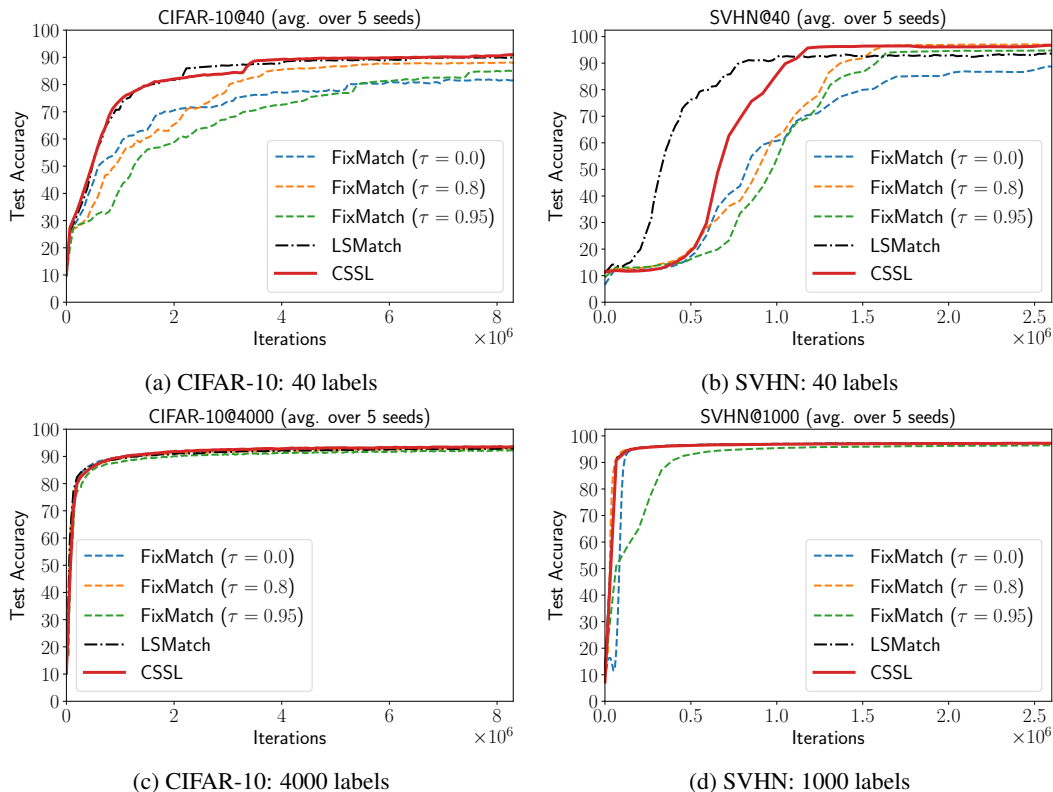


Figure 2: Averaged learning curves for different dataset configurations.

momentum) for all methods. We repeat each model training (on the same data) 5 times with different seeds.

Fig. 3 shows the labeled and unlabeled data points<sup>5</sup> (red crosses and green circles respectively) and their ground-truth positive class probability (red dashed line), as well as the soft and hard labeling baselines (orange and green lines). The model trained with credal self-supervised learning is indicated by the blue line.

In this setting, self-training of a simple neural network with deterministic labeling leads to a flat (instead of sigmoidal) function most of the time, because the learner tends to go with the majority in the labeled training data. With probabilistic labels, the results become a bit better: the learned functions tend to be increasing but still deviates a lot from the ground-truth sigmoid. Our credal approach yields the best result, being closer to the sigmoid (albeit not matching it perfectly). These results are perfectly in agreement with our intuition and motivation of our approach: Self-labeling examples in an overly “aggressive” (and over-confident) way may lead to self-confirmation and a bias in the learning process.

#### A.4.2 Augmentation Ablation Study

In an additional experiment, we perform an ablation study to measure the impact of the augmentation policy on the generalization performance and the network calibration. Here, we compare CSSL with RandAugment and CTAugment as strong augmentation policies. We further distinguish between RandAugment either with or without *cutout* [11], which is a technique to randomly mask out parts of the image. Note that cutout is included in the set of operations we use for CTAugment and was found to be required for strong generalization performance within the FixMatch framework (cf. [42]). Here, we report results on CIFAR-10 for 40 and 4000 labels, in both cases trained for  $2^{19}$  steps. We use the same hyperparameters as enlisted in Tab. 4 and report the averaged results for 3 seeds.

<sup>5</sup>Note that the unlabeled instances have a probability of 0.5 assigned only for the sake of visualizability, their class distribution also follows the sigmoidal ground-truth.



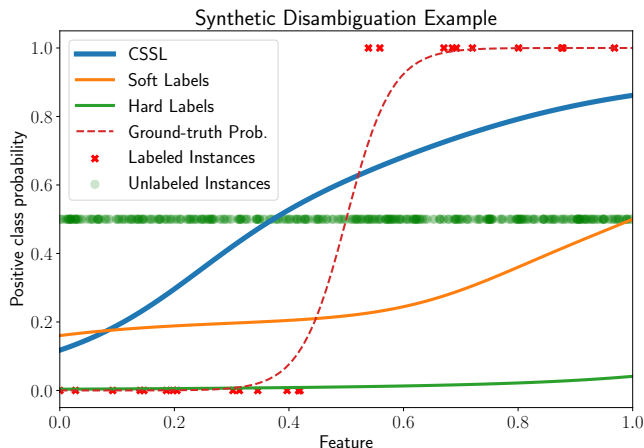


Figure 3: Illustration of CSSL in contrast to conventional probabilistic self-labeling on a simple data-generating process (averaged over 5 seeds).

As can be seen in Table 5, our evaluation confirms the observation in [42] that cutout is a required operation to achieve competitive performance. While RandAugment with cutout as augmentation policy does not show any notable difference compared to CTAugment, employing the former policy without cutout leads to drastically inferior generalization performance and network calibration.

Table 5: Averaged misclassification rates and standard deviations (3 seeds) for various augmentation policies used in CSSL on CIFAR-10 (**bold** font indicates the best performing method and those within a range of two standard deviations from the best method).

Augmentation	40 labels		4000 labels	
	Err.	ECE	Err.	ECE
CTAugment	<b>6.92</b> $\pm 0.34$	<b>0.035</b> $\pm 0.005$	<b>5.11</b> $\pm 0.64$	<b>0.028</b> $\pm 0.001$
RandAugment (w/o cutout)	28.81 $\pm 19.11$	0.131 $\pm 0.102$	7.42 $\pm 0.76$	0.039 $\pm 0.001$
RandAugment (w/ cutout)	<b>6.74</b> $\pm 0.18$	<b>0.031</b> $\pm 0.002$	<b>5.13</b> $\pm 0.66$	<b>0.029</b> $\pm 0.000$

## A.5 Barely Supervised Experiments

We also consider the scenario of *barely supervised learning* [42], where a learner is given only a single labeled instance per class. We train all models with  $2^{19}$  update iterations on CIFAR-10 and SVHN, using the hyperparameters as described in Section A.3.1. We report the averaged misclassification rates on 5 different folds.

As the uncertainty with such few labels is relatively high, we have experimented with a CSSL version that lower bounds the precision degrees  $\alpha$ , i.e., it defines a minimal size for the target sets. This further increases the degree of cautiousness, but, however, can be seen as an unfair advantage over the other baselines as it adds additional awareness about the highly uncertain nature of the faced problems. In our experiments, we bound the precision degree by  $\alpha \geq 0.03$ , which we determined empirically as a reasonable choice for the two datasets.

Table 6 shows the results. As can be seen, CSSL is able to reduce the error rate compared to conventional hard pseudo-labels in both cases. Moreover, it reduces the intra-dataset variance, which reflects a higher stability of the learning process. Bounding the target set sizes by  $\alpha \geq 0.03$  slightly improves the performance on CIFAR-10, but does not show any advantage on SVHN. On the contrary, label smoothing shows an unstable learning behavior in some cases, leading to poor generalization performances for some folds on both data sets. These cases suggest that LSMatch suffers particularly from extremely scarce labeling.

Table 6: Averaged misclassification rates and standard deviations (5 seeds) for the barely supervised experiments with 10 labels (**bold** font indicates the single best performing method).

Model	CIFAR-10	SVHN
FixMatch	31.74 $\pm$ 17.77	30.57 $\pm$ 23.82
LSMatch	42.14 $\pm$ 25.33	44.29 $\pm$ 27.40
CSSL	26.90 $\pm$ 13.57	<b>9.69</b> $\pm$ 4.63
CSSL ( $\alpha \geq 0.03$ )	<b>26.10</b> $\pm$ 8.02	16.63 $\pm$ 13.21

## A.6 Uncertainty-Based Matching

As the set-valued target modeling in CSSL leads to a form of uncertainty-awareness, one may think of extending classical probabilistic pseudo-labels by additional means measuring the model uncertainty. To this end, UPS [39] augments classical confidence thresholded pseudo-labeling by an additional uncertainty sampling technique (e.g., using MC-Dropout [16]), which is employed in the mechanism to filter out unreliable pseudo-labels. More precisely, it assumes an uncertainty threshold  $\kappa$  besides the confidence threshold  $\tau$  to calculate the loss on unlabeled instances by

$$\mathcal{L}_u := \frac{1}{\mu B} \sum_{(\mathbf{x}, q) \in \mathcal{B}_u} \mathbb{I}_{\max \hat{p}(\mathbf{x}) \geq \tau} \mathbb{I}_{\max u(\hat{p}(\mathbf{x})) \leq \kappa} H(q, \hat{p}(\mathbf{x})) ,$$

where the sum is taken over all unlabeled instances in  $\mathcal{B}_u$  with individual pseudo labels  $q$  constructed from  $\hat{p}(\mathbf{x})$ , and  $u(\cdot)$  is the sampled uncertainty. Note that UPS in its original formulation further uses negative labels, which we omit here for a more the sake of a fair comparison.

We employ the uncertainty-based filtering technique within the framework of FixMatch to compare it with our form of uncertainty-awareness. In the following, we call this variant *UPSMatch*. To induce reasonable thresholds  $\tau$  and  $\kappa$ , we empirically optimize the hyperparameters  $\tau$  and  $\kappa$  in the spaces  $\{0.7, 0.95\}$  and  $\{0.1, 0.25, 0.5\}$  respectively on a separate validation set. For MC-Dropout, we use 8 sampling iterations (as opposed to 10 in the original approach) due to computational resource concerns, whereby the drop rate for Dropout is set to 0.3 as also used in [39]. Moreover, we use hard pseudo-labels as in UPS and FixMatch.

Tab. 7 shows the results for UPSMatch and baselines for 5 different seeds after  $2^{20}$  training steps. On CIFAR-10, UPSMatch improves over FixMatch for 40 labels in terms of generalization performance and network calibration. This is reasonable as UPSMatch implements a more cautious learning behavior by augmenting the pseudo-label selection criterion and reduces the risk of confirmation biases. Similarly, UPSMatch outperforms FixMatch for 40 labels on SVHN, whereas it provides both worse generalization performance and better calibration in the other cases. Nevertheless, CSSL turns out to be superior compared to both selective methodologies. However, let us emphasize that a more thorough investigation of the interaction between uncertainty-based sampling and consistency regularization as employed in FixMatch needs to be performed, as well as a more sophisticated hyperparameter optimization.

Table 7: Averaged misclassification rates and expected calibration errors (ECE, 15 bins) for 5 seeds (**bold** font indicates the best performing method and those within a range of two standard deviations from the best method).

	CIFAR-10				SVHN			
	40 lab.		4000 lab.		40 lab.		1000 lab.	
	Err.	ECE	Err.	ECE	Err.	ECE	Err.	ECE
FixMatch	11.39 $\pm$ 3.35	0.087 $\pm$ 0.051	<b>4.31</b> $\pm$ 0.15	0.030 $\pm$ 0.002	<b>7.65</b> $\pm$ 7.65	<b>0.040</b> $\pm$ 0.044	2.28 $\pm$ 0.19	0.010 $\pm$ 0.002
CSSL	<b>6.50</b> $\pm$ 0.90	<b>0.032</b> $\pm$ 0.005	<b>4.43</b> $\pm$ 0.10	<b>0.023</b> $\pm$ 0.001	<b>3.67</b> $\pm$ 2.36	<b>0.022</b> $\pm$ 0.029	<b>1.99</b> $\pm$ 0.13	<b>0.007</b> $\pm$ 0.001
UPSMatch	10.48 $\pm$ 2.11	0.058 $\pm$ 0.010	4.92 $\pm$ 0.39	0.027 $\pm$ 0.003	<b>3.81</b> $\pm$ 1.99	<b>0.025</b> $\pm$ 0.027	2.71 $\pm$ 0.47	<b>0.008</b> $\pm$ 0.001