

Evolution of highly magnetic white dwarfs by field decay and cooling: theory and simulations

MUKUL BHATTACHARYA,¹ ALEXANDER J. HACKETT,² ABHAY GUPTA,³ CHRISTOPHER A. TOUT,⁴ AND BANIBRATA MUKHOPADHYAY⁵

¹*Department of Physics, The Pennsylvania State University, University Park, PA 16802, USA; mmb5946@psu.edu*

²*Institute of Astronomy, University of Cambridge, Madingley Road, Cambridge CB3 0HA; ajh291@cam.ac.uk*

³*School of Physics, The University of New South Wales, Sydney, New South Wales 2052, Australia; abhayrgupta06@gmail.com*

⁴*Institute of Astronomy, University of Cambridge, Madingley Road, Cambridge CB3 0HA; cat@ast.cam.ac.uk*

⁵*Department of Physics, Indian Institute of Science, Bangalore 560012, India; bm@iisc.ac.in*

ABSTRACT

We investigate the luminosity suppression and its effect on the mass–radius relation as well as cooling evolution of highly magnetised white dwarfs. Based on the effect of magnetic field relative to gravitational energy, we suitably modify our treatment of the radiative opacity, magnetostatic equilibrium and degenerate core equation of state to obtain the structural properties of these stars. Although the Chandrasekhar mass limit is retained in the absence of magnetic field and irrespective of the luminosity, strong central fields of about 10^{14} G can yield super-Chandrasekhar white dwarfs with masses $\sim 2.0 M_{\odot}$. Smaller white dwarfs tend to remain super-Chandrasekhar for sufficiently strong central fields even when their luminosity is significantly suppressed to $10^{-16} L_{\odot}$. Nevertheless, owing to the cooling evolution and simultaneous field decay over 10 Gyr, the limiting masses of small magnetised white dwarfs can fall to $1.5 M_{\odot}$ over time. However the majority of these systems still remain practically hidden throughout their cooling evolution because of their high fields and correspondingly low luminosities. Utilising the stellar evolution code STARS, we obtain close agreement with the analytical mass limit estimates and this suggests that our analytical formalism is physically motivated. Our results argue that super-Chandrasekhar white dwarfs born due to strong field effects may not remain so forever. This explains their apparent scarcity in addition to making them hard to detect because of their suppressed luminosities.

Keywords: conduction — equation of state — magnetic fields — magnetohydrodynamics — opacity — radiative transfer — white dwarfs

1. INTRODUCTION

Observations of more than a dozen overluminous Type Ia supernovae (SNe Ia; [Howell et al. 2006](#); [Scalzo et al. 2010](#)) strongly indicate the existence of their very massive progenitors with masses $M > 2 M_{\odot}$. SNe Ia are widely studied because of their utility as standard candles to estimate cosmological distances. While binary evolution of accreting/rapidly differentially rotating white dwarfs (WDs; [Hachisu 1986](#); [Yoon & Langer 2004](#)) have already been used to explain such high mass progenitors, none of these models could account for progenitor masses as high as $2.8 M_{\odot}$ that are inferred from the observations. Therefore, an alternate but equally exciting proposal relates to the highly magnetized super-Chandrasekhar white dwarfs (here after B-WDs). In addition to being the super-Chandrasekhar mass progenitors of overluminous SNe Ia, B-WDs have also been

proposed as promising candidates for soft gamma-ray repeaters (SGRs) and anomalous X-ray pulsars (AXPs) that have significantly lower magnetic fields and ultra-violet luminosities ([Mukhopadhyay & Rao 2016](#)).

Previous studies ([Das & Mukhopadhyay 2012, 2013](#); [Subramanian & Mukhopadhyay 2015](#)) already showed that strong magnetic fields can appropriately modify the equation of state (EoS) of the electron degenerate matter to yield super-Chandrasekhar WDs with $M \approx 2.6 M_{\odot}$, with or without sufficiently rapid rotation. Interestingly, a misalignment between the rotation and magnetic axes can generate, along with dipole radiation, significant gravitational radiation which can be detected by space-based gravitational wave detectors leading to a direct detection of super-Chandrasekhar WDs ([Kalita & Mukhopadhyay 2019](#)). Observations confirm that magnetised WDs are indeed more massive than other

non-magnetised WDs (Ferrario et al. 2015). Furthermore, data from the Sloan Digital Sky Survey (SDSS) suggest that, in addition to having marginally higher masses, magnetised WDs also span a similar effective temperature range as their non-magnetic counterparts (Vanlandingham et al. 2005).

The effect of strong magnetic fields on the WD mass–radius relation has already been explored in some detail previously by our group, for both Newtonian (Das & Mukhopadhyay 2012) and general relativistic formalisms (Das & Mukhopadhyay 2014; Subramanian & Mukhopadhyay 2015; Das & Mukhopadhyay 2015). These investigations were carried out for various different magnetic field configurations and were in good agreement with the results from independent studies that indicate the existence of super-Chandrasekhar WDs (Boshkayev et al. 2013; Franzon & Schramm 2015; Carvalho et al. 2018). Otoniel et al. (2019) recently studied potential matter instabilities for these B-WDs in a general relativistic framework, particularly in relation to the pycnonuclear and electron capture reactions. While they found that the limiting mass for non-rotating B-WDs is about $2.14M_{\odot}$ and potentially larger if rotation is considered, the pycnonuclear reactions are likely to destabilise the star once the central density exceeds about $10^{10} \text{ g cm}^{-3}$.

It should be noted that magnetised WDs have many important implications apart from their apparent link to overluminous SNe Ia and, hence, their other properties should also be explored (Mukhopadhyay & Rao 2016; Mukhopadhyay et al. 2017a,b). Apart from increasing the limiting mass of WDs, strong magnetic fields can also influence the thermal properties, such as luminosity, temperature gradient and cooling rate of the star. Bhattacharya et al. (2018a) explored the luminosities and cooling rates of B-WDs with the theoretical model proposed by Shapiro & Teukolsky (1983) for non-magnetic WDs. Assuming that the interface properties are similar for both B-WDs and non-magnetised WDs for a given stellar age and a non-zero temperature gradient across the surface layers, they showed that the luminosity for B-WDs can be suppressed significantly up to about $10^{-9} L_{\odot}$ for large fields $B \gtrsim 10^{12} \text{ G}$. They also computed the cooling rates for these B-WDs with suppressed luminosities and showed that their cooling evolution is significantly slowed down at large B . Indeed, Valyavin et al. (2014) analysed the optical data for cool WD 1953-011 and found that strong fields suppress convection over the entire B-WD surface and thereby attenuate the cooling rate.

The initial exploration into the cooling of non-magnetised WDs started with attempts to model the

degenerate core as the primary source of thermal energy, which is then radiated away as the observed luminosity from the surface layers as the star gradually evolves over time (Mestel 1952; Mestel & Ruderman 1967). Tutukov & Yungelson (1996) calculated the cooling curves for low-mass WDs starting from a luminous star and evolving to the crystallisation stage after about 10 Gyr, while Fontaine et al. (2001) discussed some limitations of the Mestel (1952) model in the context of WD cosmochronology. However it is important to note that these studies either did not consider the effects of strong fields or assumed that the underlying fields were just too weak to have any practical effects on the WD cooling evolution.

Recently, Gupta et al. (2020) revisited the physics of luminosity suppression and the mass–radius relation in the context of B-WDs. In contrast to Bhattacharya et al. (2018a), they relaxed the assumption of fixing interface parameters and a preassigned mass or radius across all B-WDs and non-magnetised WDs. They further extended their analysis to compute the radial profiles of the B-WD thermal properties for both the non-degenerate surface layers and the electron-degenerate B-WD cores. However they ignored the effect of strong fields on the EoS of the degenerate core electrons as well as the correction to the total B-WD mass by general relativistic effects.

Here, in a considerably more generalised framework, we model the B-WD structure properties from the centre to the surface by solving the magnetostatic equilibrium, mass conservation and photon diffusion equations simultaneously. We investigate the effect of the temperature gradient (directly related to the luminosity) on the mass–radius relation by considering both radiative and convective cooling. While the total pressure is the sum of the contributions from the electron degenerate, ideal gas and magnetic pressures, the interface location is taken to be the radius where the degenerate pressure is roughly comparable to the ideal gas pressure.

In order to distinguish between the weakly and strongly magnetised cases, we compare the relative energy densities in the magnetic and gravitational fields. Accordingly, we modify the radiative opacity, magnetostatic balance equation and the EoS for the electron-degenerate core. This paper is organised as follows. In Section 2, we provide a brief overview of the method used to obtain the radial profiles of the WD properties as well as the mass–radius relation for a given luminosity. In Section 3, we discuss the physical effects of the magnetic field for both the weak and strong field limits, based on a comparison with the gravitational energy of the B-WD. Subsequently, in Section 4, we eval-

uate the suppressed luminosity of strongly magnetised B-WDs, after including the effects of cooling evolution and magnetic field decay by dissipative processes over long timescales. Next, we explore a set of numerical models produced using the stellar evolution code STARS in order to validate our analytical approach in Section 5 and finally conclude with a summary of the main results in Section 6.

2. WHITE DWARF STRUCTURE PROPERTIES

In this section, we describe the physical considerations used to self-consistently obtain the structure properties of magnetised WDs. We formulate a method to solve the magnetostatic equilibrium, mass conservation and photon diffusion equations for a given luminosity and magnetic field configuration. We model the total pressure by including the contributions from the degenerate electron gas (dominant within the isothermal core), ideal gas (dominant in the surface layer) and magnetic pressures. The interface is defined to be at the WD radius where the contributions from the inner electron degenerate core and outer ideal gas pressures are equal. For our study, we consider radially varying magnetic fields that are realistic (see [Deb et al. 2021](#)). The presence of strong fields inside compact stars gives rise to additional pressure $P_B = B^2/8\pi$ as well as density $\rho_B = B^2/8\pi c^2$, where $B = \sqrt{\mathbf{B} \cdot \mathbf{B}}$ is the strength of the magnetic field ([Sinha et al. 2013](#); [Bhattacharya et al. 2018a,b](#)).

We assume the B-WDs to be approximately spherical. The assumption of spherical symmetry is justified if the central field does not exceed about 10^{14} G ([Subramanian & Mukhopadhyay 2015](#)), which is toroidally dominated, so the model equations characterising magnetostatic equilibrium, photon diffusion and mass conservation can be written within a Newtonian framework as

$$\frac{d}{dr}(P_{\text{deg}} + P_{\text{ig}} + P_B) = -\frac{Gm(r)}{r^2}(\rho + \rho_B), \quad (1)$$

$$\frac{dT}{dr} = -\max\left[\frac{3}{4ac}\frac{\kappa\rho}{T^3}\frac{L_r}{4\pi r^2}, \left(1 - \frac{1}{\gamma}\right)\frac{T}{P}\frac{dP}{dr}\right], \quad (2)$$

$$\frac{dm}{dr} = 4\pi r^2(\rho + \rho_B), \quad (3)$$

where the magnetic tension terms are ignored for a radially varying B . In these equations, P_{deg} and $P_{\text{ig}} = \rho kT/\mu m_p$ are the electron degeneracy pressure established by [Chandrasekhar \(1935\)](#) and the ideal gas pressure respectively, ρ is the matter density, k is Boltzmann's constant, T is the temperature, $\mu \approx 2$ is the mean molecular mass per electron, m_p is the proton mass, G is the Newton's gravitational constant, $m(r)$ is the mass enclosed within radius r , a is the radiation constant, c is the speed of light, κ is the radiative opacity, L_r is the luminosity at radius r , and γ is the adiabatic index of the gas.

The second term on the right-hand-side of equation (2) is the convective cooling contribution which can be dominant over the radiative photon cooling at some combinations of T and $P = P_{\text{deg}} + P_{\text{ig}} + P_B$. Although strong central magnetic fields can potentially impede convection ([Canuto & Mazzitelli 1992](#); [Solanki 2003](#)), a large fraction of the total energy flux can still be efficiently transported across the B-WD. Hence, we consider its effect on the stellar temperature profile in addition to the radiative cooling. The opacity in the surface layers of a non-magnetised WD can be approximated by the Kramers' formula, $\kappa = \kappa_0 \rho T^{-3.5}$, where $\kappa_0 = 4.34 \times 10^{24} Z(1+X) \text{ cm}^2 \text{ g}^{-1}$, and X and Z are the mass fractions of hydrogen and heavy elements (other than hydrogen and helium) in the stellar interior respectively. Assuming helium WDs for our purpose here, we set the helium mass fraction to $Y = 0.9$ and $Z = 0.1$ for simplicity. The radiative opacity in the surface layers is primarily due to the bound-free and free-free transitions of electrons ([Shapiro & Teukolsky 1983](#)). The radiation conduction typically dominates over the electron conduction in these regions and hence the same goes with the corresponding opacities ([Potekhin & Yakovlev 2001](#)). However, in the presence of strong magnetic fields, the radiative opacity depends strongly on B , as we shall discuss in the next section.

It should be noted that there will be residual currents generated due to the variation of magnetic field within the star. However, the entire degenerate B-WD core is essentially isothermal due to its very large thermal conductivity, which also leads to the frozen magnetic flux. As a consequence, the heating ability is minimal given the near superconducting nature of the degenerate core and magnetic dissipation turns out to be negligible.

While a large number of B-WDs with surface fields up to 10^9 G or so have already been discovered by the Sloan Digital Sky Survey (SDSS; [Schmidt et al. 2003](#)), it is likely that the central fields are several orders of magnitude larger ([Fujisawa et al. 2012](#); [Das & Mukhopadhyay 2014](#); [Subramanian & Mukhopadhyay 2015](#)). This is expected for residual field arising from the fossil field of the original star which had a stronger core field in addition to dynamo effects that can replenish those fields (see [Potter & Tout 2010](#); [Das et al. 2013](#); [Mukhopadhyay et al. 2021](#)). In order to capture the variation of field magnitude radially within the B-WD, here we adopt a profile used extensively to model magnetised neutron stars (NSs) and B-WDs ([Bandyopadhyay et al. 1997](#); [Das & Mukhopadhyay 2014](#); [Deb et al. 2021](#)),

$$B\left(\frac{\rho}{\rho_0}\right) = B_s + B_0 \left[1 - \exp\left(-\eta \left(\frac{\rho}{\rho_0}\right)^\gamma\right)\right]. \quad (4)$$

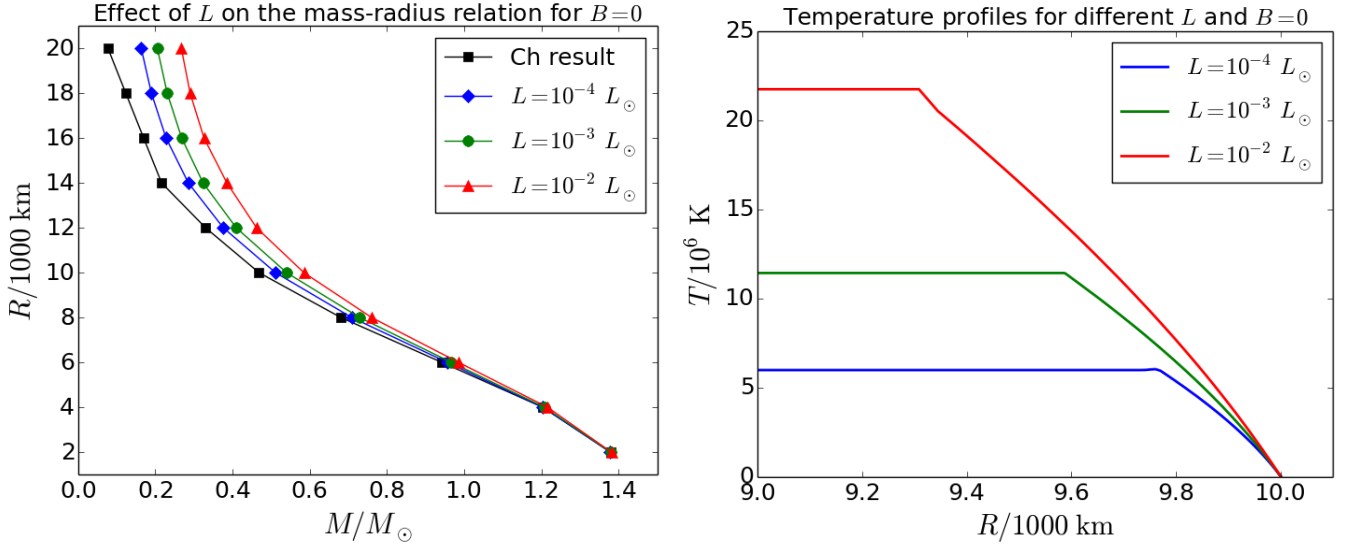


Figure 1. **Left panel:** The effect of surface luminosity on the mass-radius relation of non-magnetised WDs is shown for the Chandrasekhar result (black squares), $L = 10^{-4} L_{\odot}$ (blue diamonds), $L = 10^{-3} L_{\odot}$ (green circles) and $L = 10^{-2} L_{\odot}$ (red triangles). **Right panel:** The variation of temperature as a function of radius is shown for non-magnetised WDs with $L = 10^{-4} L_{\odot}$ (blue curve), $L = 10^{-3} L_{\odot}$ (green curve) and $L = 10^{-2} L_{\odot}$ (red curve).

Table 1. The effect of luminosity L on the mass-radius relation for non-magnetised WDs. Here M is the total mass and R is the WD radius. The core temperature and density are T_c and ρ_c respectively, while ρ_* and R_* denote the interface density and radius.

$R/1000 \text{ km}$	L/L_{\odot}	$T_c/10^6 \text{ K}$	$\rho_c/10^6 \text{ g cm}^{-3}$	$\rho_*/10^6 \text{ g cm}^{-3}$	$R_*/1000 \text{ km}$	M/M_{\odot}
2.0	10^{-4}	4.65	2215	0.0005	1.997	1.378
	10^{-3}	8.72	2243	0.0016	1.994	1.379
	10^{-2}	17.20	2286	0.0040	1.989	1.381
6.0	10^{-4}	5.00	23.41	0.0006	5.962	0.956
	10^{-3}	9.64	24.47	0.0016	5.924	0.967
	10^{-2}	18.49	26.07	0.0041	5.860	0.986
12.0	10^{-4}	6.82	0.827	0.0012	11.427	0.376
	10^{-3}	12.31	0.966	0.0021	11.171	0.410
	10^{-2}	23.04	1.819	0.0082	10.469	0.462
20.0	10^{-4}	8.24	0.097	0.0015	16.208	0.164
	10^{-3}	15.22	0.136	0.0043	14.976	0.205
	10^{-2}	27.01	0.205	0.0093	13.542	0.268

Here B_s is the surface magnetic field, B_0 is a fiducial magnetic field, η and γ are dimensionless parameters that determine how the magnetic field changes from the core to the surface. As $\rho \rightarrow 0$ close to the WD surface, $B \rightarrow B_s$, whereas $\rho \rightarrow \rho_c$ near the B-WD core that leads to $B \rightarrow B_0$. For our analysis here, we set $\rho_0 = 10^9 \text{ g cm}^{-3}$, $\eta = 0.8$ and $\gamma = 0.9$ for all calculations, following [Bhattacharya et al. \(2018a,b\)](#). The profile in equation (4) essentially indicates the magnitude of field at various density points within the star and hence radial coordinates. Here we neglect effects such as offset dipoles and magnetic spots that can arise with more

complex field configurations ([Maxted & Marsh 1999](#); [Vennes et al. 2003](#)). Hereafter, we denote the magnetic field as $B = (B_s, B_0)$ in order to specify both the surface and core fields.

It should be noted that the model field profile given by equation (4) is not a unique choice and alternate profiles have been explored in the literature, especially for magnetised NSs. In particular, [Dexheimer et al. \(2017\)](#) showed that the magnetic field profile can be well approximated by a quadratic polynomial in the baryon chemical potential instead of an exponential function of matter density. They presented a realistic distribu-

tion for a poloidal magnetic field in the polar direction, for which the magnetic field distribution self-consistently satisfies the Einstein-Maxwell field equations.

There is no hydrogen burning or other nuclear fusion reactions taking place within the WD core, so we assume that the radial luminosity is constant $L_r = L$, where L is the surface luminosity. The degenerate electrons in the WD core generally have a large mean free path due to the filled Fermi sea and therefore their high thermal conductivity leads to a uniform temperature throughout the region (Shapiro & Teukolsky 1983). In the case of magnetised NSs, the thermal conduction can be suppressed along directions transverse to the magnetic field lines (Hernquist 1985; Potekhin et al. 2007). However, these changes in conduction rates are unlikely to affect the cooling process in B-WDs because the insulating region is non-degenerate and thermal conduction occurs only in the stellar interior (Tremblay et al. 2015). Furthermore, the average magnetic fields considered here are much weaker than those in magnetised neutron stars (NSs) and so we assume that the core is perfectly isothermal for B-WDs. Gupta et al. (2020) considered speculative cases with $dT/dr \neq 0$ below the interface to show that even non-magnetised WDs can have super-Chandrasekhar masses for sufficiently large luminosities. However, for the purpose of our work here, we ignore this possibility because there is no existing observational evidence to indicate that non-magnetised and/or non-rotating WDs can have super-Chandrasekhar masses.

2.1. Nonmagnetic results

First we explore some basic features of nonmagnetic WDs considering $B = (0, 0)$. We solve the set of differential equations (1) to (3) for model WDs with Runge-Kutta method, by providing the surface density, mass and surface temperature as the boundary conditions. For a given WD surface luminosity L and its corresponding radius R , the surface temperature is obtained with the Stefan-Boltzmann law as $T_s = (L/4\pi R^2 \sigma)^{1/4}$, where σ is the Stefan-Boltzmann constant. We set the surface density to $\rho_s = 10^{-4} \text{ g cm}^{-3}$ as representative for all the cases considered here. Following Gupta et al. (2020), the total mass is obtained by iteratively solving the equations (1) to (3) until the integrated mass starting from the WD surface and extending up to 10 km from the centre matches the mass that is obtained by solving the mass conservation equation (3) independently using the solution for the density profile.

The left panel of Figure 1 shows the effect of luminosity and thereby the temperature gradient (see equation 2) on the mass-radius relation for non-magnetised WDs

compared to Chandrasekhar’s results (Chandrasekhar 1935). We find that the Chandrasekhar mass limit is retained irrespective of the luminosity $10^{-4} \lesssim L/L_\odot \lesssim 10^{-2}$. However, increase in surface luminosity leads to progressively higher masses for the larger WDs. This is expected as larger L translates to more thermal energy which results in higher ideal gas pressure, thereby allowing the WD to hold more mass. The right panel of Figure 1 shows the radial temperature profiles corresponding to the same luminosities for a $R = 10000 \text{ km}$ WD. While the uniform T within the isothermal core increases with a corresponding increase in L , the temperature drops rapidly within the thin non-degenerate surface layers. With the increase in L , the interface shifts inwards and the degenerate region shrinks in volume. As expected from equation (2), the temperature gradient near the surface increases with L .

Table 1 lists the central and interface properties for a range of WD radii $2000 \lesssim R/\text{km} \lesssim 20000$ and luminosities $10^{-4} \lesssim L/L_\odot \lesssim 10^{-2}$. It can be seen that an increase in L for a given R leads to somewhat larger central densities ρ_c but a more compact degenerate core (smaller interface radius R_*) and therefore an increased capacity to retain more mass. This effect tends to be more pronounced for larger radius WDs. In the case of smaller stars, the increase in central density due to larger effective thermal energy (or higher L) is not found to be significant such that the Chandrasekhar mass limit is always preserved. For the same L but a larger R , the core temperatures are approximately similar but ρ_c decreases substantially.

3. MAGNETIC FIELD EFFECTS

In the previous section, we have described the formalism used to self-consistently obtain the properties of WDs by solving the structure equations for a given luminosity and radius and also obtained the solutions for nonmagnetised WDs. Here we discuss in detail the effects of magnetic field on the thermal properties as well as the mass-radius relations of B-WDs, for both the weak and strong magnetic field limits. Based on the strength of the magnetic field, we appropriately modify our treatment of the radiative opacity, magnetostatic pressure balance and EoS for the degenerate core and thence the interface location.

We compare the energy density in the magnetic field with that of the gravitational field in order to distinguish between the weakly and strongly magnetised cases. We only evaluate the contribution to the respective energy densities from the degenerate core because the envelope is generally very thin with a high magnetic field and theoretically vanishing matter den-

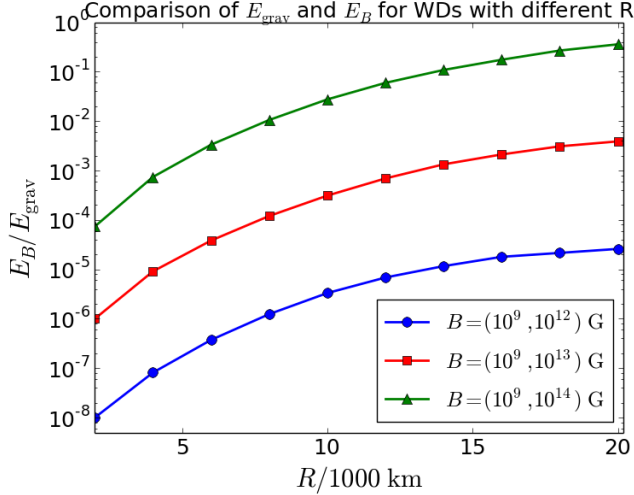


Figure 2. Comparison between magnetic field energy and gravitational energy within the degenerate core used in order to determine the appropriate field regimes for B-WDs with different radii. The results here are shown for varying magnetic fields $B = (10^9, 10^{12})$ G (blue circles), $B = (10^9, 10^{13})$ G (red squares) and $B = (10^9, 10^{14})$ G (green triangles).

sity for the cases that we consider here. Assuming a polytropic stellar structure model with an index $n = 3$ (corresponding to $\gamma = 4/3$), the WD central density can be evaluated for a general solution of the Lane–Emden equation as $\rho_c = M/0.077R^3 \approx 3.636 \times 10^7 \text{ g cm}^{-3}(M/1.4M_\odot)(R/10000 \text{ km})^{-3}$. For a spherically symmetric WD geometry, the average gravitational energy density is $\rho_{\text{m,avg}} \approx 3M/4\pi R^3 = 6.688 \times 10^5 \text{ g cm}^{-3}(M/1.4M_\odot)(R/10000 \text{ km})^{-3}$, while the average magnetic field energy density is $\rho_{\text{B,avg}} = 44.232 \text{ g cm}^{-3}(B_{\text{avg}}/10^{12} \text{ G})^2$, where B_{avg} is obtained from the field profile (see equation 4) averaged over the matter density assuming $\rho_0 \approx 0.1\rho_c$. We consider the strong magnetic field limit to be valid provided that $\zeta = \rho_{\text{B,avg}}/\rho_{\text{m,avg}} \gtrsim 0.01$ for a given WD mass and radius.

Figure 2 shows the ratio between the magnetic field and gravitational energies within the isothermal degenerate B-WD core for three different magnetic field configurations and radius within $2000 \lesssim R/\text{km} \lesssim 20000$. We find that the effect of surface field on the ratio E_B/E_{grav} is insignificant provided that the central field is considerably larger than the surface magnetic field. As shown in Figure 2, the gravitational energy dominates over the magnetic field energy for the entire range of WD radius and for central fields as strong as $\sim 10^{14}$ G. While assuming a spherically symmetric star is justified provided that $B \lesssim 10^{14}$ G, WDs with such strong magnetic fields can often have significantly larger masses

as compared to their non-magnetised counterparts (see Subramanian & Mukhopadhyay 2015). This would then result in a higher gravitational energy density relative to magnetic energy density and consequently marginally smaller E_B/E_{grav} ratios than what we estimate for the $B = (10^9, 10^{14})$ G case here. Therefore, the B-WD configurations considered in our study will always satisfy the structural stability criteria for both weak and strong magnetic field limits.

3.1. Weak field limit

For weaker magnetic fields with $\zeta \ll 1$, the radiative opacity can be effectively approximated with Kramers’ formula, $\kappa = \kappa_0 \rho T^{-3.5}$, similar to the non-magnetised WDs discussed in Section 2. Similarly, the general relativistic effects can also be ignored while considering the magnetostatic pressure balance (see equation 1) because the incremental change to the inferred B-WD mass is not found to be significant (Gupta et al. 2020). While the EoS for the B-WD core matter corresponds to that of a non-relativistic degenerate gas, the surface layer EoS is given by non-degenerate ideal gas. In order to evaluate the interface location, the respective pressures can be equated on both sides to obtain (Shapiro & Teukolsky 1983)

$$\rho_* \approx (2.4 \times 10^{-8} \text{ g cm}^{-3} \text{ K}^{-3/2}) \mu_e T_*^{3/2}, \quad (5)$$

where $\mu_e \approx 2$ is the mean molecular weight per electron, ρ_* and T_* are the density and temperature respectively for the interface between the degenerate core and the non-degenerate envelope.

3.2. Strong field limit

Strong magnetic fields can modify the radiative opacity for photon diffusion as well as the EoS of the matter therein. For sufficiently large magnetic fields, the variation of radiative opacity with B can be modelled similarly to neutron stars as $\kappa = \kappa_B \approx 5.5 \times 10^{31} \rho T^{-1.5} B^{-2} \text{ cm}^2 \text{ g}^{-1}$ (Potekhin & Yakovlev 2001; Ventura & Potekhin 2001). The magnetic field dependent Potekhin’s opacity is generally used instead of the Kramers’ opacity if $B/10^{12} \text{ G} \geq T/10^6 \text{ K}$ and if radiation dominates over convection which is valid for the strong B cases that we consider here. The general relativistic effects on the inferred mass–radius relation of B-WDs have already been investigated in detail for various magnetic field and rotational configurations (Das & Mukhopadhyay 2014; Subramanian & Mukhopadhyay 2015). The effect of poloidally as well as toroidally dominated field configurations is seen as super-Chandrasekhar WDs with generally non-spherical shapes that depend on the magnetic field and geometry.

Table 2. The effect of magnetic field B on the mass-radius relation for luminosity $L = 10^{-4} L_{\odot}$. The surface field B_s and fiducial field B_0 are defined as in equation 4.

$R/1000 \text{ km}$	$(B_s, B_0)/\text{G}$	$T_c/10^6 \text{ K}$	$\rho_c/10^6 \text{ g cm}^{-3}$	$\rho_*/10^6 \text{ g cm}^{-3}$	$R_*/1000 \text{ km}$	M/M_{\odot}
2.0	$(10^7, 10^{13})$	4.51	2234	0.0007	1.997	1.382
	$(10^9, 10^{13})$	4.58	2240	0.0007	1.997	1.382
	$(10^7, 10^{14})$	4.34	2919	0.0005	1.998	1.865
	$(10^9, 10^{14})$	4.26	2927	0.0006	1.996	1.865
6.0	$(10^7, 10^{13})$	5.04	24.94	0.0007	5.958	0.958
	$(10^9, 10^{13})$	4.96	24.71	0.0006	5.958	0.958
	$(10^7, 10^{14})$	4.89	26.87	0.0005	5.967	1.081
	$(10^9, 10^{14})$	4.83	26.58	0.0005	5.952	1.086
12.0	$(10^7, 10^{13})$	6.53	0.837	0.0012	11.446	0.374
	$(10^9, 10^{13})$	6.60	0.856	0.0011	11.412	0.377
	$(10^7, 10^{14})$	6.33	0.893	0.0011	11.468	0.394
	$(10^9, 10^{14})$	6.52	0.962	0.0012	11.253	0.409
20.0	$(10^7, 10^{13})$	8.22	0.070	0.0015	16.261	0.164
	$(10^9, 10^{13})$	8.41	0.064	0.0014	16.275	0.166
	$(10^7, 10^{14})$	8.39	0.099	0.0013	16.045	0.167
	$(10^9, 10^{14})$	8.58	0.126	0.0015	15.852	0.182

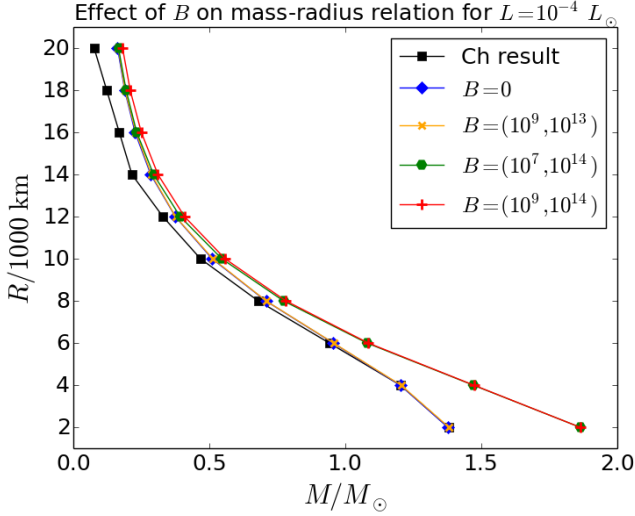


Figure 3. The effect of magnetic field on the mass-radius relation of B-WDs is shown for $B = (0, 0)$ (blue diamonds), $B = (10^9, 10^{13})$ G (orange crosses), $B = (10^7, 10^{14})$ G (green circles) and $B = (10^9, 10^{14})$ G (red pluses), along with the Chandrasekhar result (black squares). The luminosity is set as $10^{-4} L_{\odot}$ for these results.

Here we explore the general relativistic effects on the B-WD with the Tolman-Oppenheimer-Volkoff equation (Oppenheimer & Volkoff 1939)

$$\frac{d\rho}{dr} = -\frac{G[\rho + \rho_B + (P + P_B)/c^2][m(r) + 4\pi r^3(P + P_B)/c^2]}{[r^2 - 2Gm(r)r/c^2](dP/d\rho + dP_B/d\rho)}, \quad (6)$$

where $P = P_{\text{deg}} + P_{\text{ig}}$ is the sum of the electron degeneracy pressure and ideal gas pressure. The remaining

terms are defined similarly to equation (1). However, for simplicity, here we assume the WDs to be approximately spherical in shape and neglect the magnetic tension term that can lead to potentially anisotropic pressure component. Hence equation (6) is valid only approximately. Nevertheless, recent works (Subramanian & Mukhopadhyay 2015; Kalita & Mukhopadhyay 2019) showed that, for toroidally dominated magnetic fields, a B-WD does not deviate much from a sphere and the natural existence of toroidally dominated fields was indeed confirmed by Quentin & Tout (2018) with numerical simulations.

In the presence of strong fields $\zeta \gtrsim 0.01$, quantum mechanical effects turn out to be important and equation (5) is not strictly valid while obtaining the interface radius (Haensel et al. 2007). After including the Landau quantisation effects, the degenerate core EoS depends on the magnetic field whereas the non-degenerate envelope EoS remains unaffected (Ventura & Potekhin 2001). The electron pressure can then be equated on both sides to give

$$\rho_*(B_*) = (1.482 \times 10^{-12} \text{ g cm}^{-3} \text{ K}^{-1/2} \text{ G}^{-1}) T_*^{1/2} B_*, \quad (7)$$

where $B_*(\rho_*)$ is the magnetic field at the interface radius $r = r_*$. It has already been shown (Das & Mukhopadhyay 2012, 2013) that if $B > B_c \approx 4.414 \times 10^{13} \text{ G}$, the electron Larmor radius becomes comparable to the Compton wavelength and the electron degenerate matter EoS has to be adequately modified. This can poten-

tially yield super-Chandrasekhar WDs with mass-limit $M \approx 2.58 M_\odot$.

3.3. Results

Here we discuss the results related to the mass–radius relation and WD structure properties for both weak and strong magnetic field cases. Figure 3 shows the effect of magnetic field on the mass–radius relation for B-WDs with surface luminosity $L = 10^{-4} L_\odot$ and compares them to the non-magnetic Chandrasekhar results. We find that the magnetic field affects the mass–radius relation in a manner that is analogous to increasing L (see Figure 1), by shifting the curve towards higher masses for WDs with larger radii. While B_s does not have any appreciable effect on the inferred mass, the magnitude of B_0 is vital in deciding the shape of the mass–radius curve. The mass–radius curves for $B_0 \lesssim 10^{13}$ G practically overlap with each other and retain the Chandrasekhar mass limit. However, for strong central fields with $B_0 \sim 10^{14}$ G, we obtain super-Chandrasekhar WDs with masses as large as $\sim 1.9 M_\odot$.

Table 2 lists the central and interface properties for different magnetic fields and B-WD radii for fixed luminosity $L = 10^{-4} L_\odot$. While the interface location R_* and the interface density ρ_* do not vary much with B , the core density ρ_c and therefore the total mass M increase significantly with an increase in the magnetic field. The central density for stronger fields is expected to be larger in order to compensate for the additional magnetic pressure, as the relative contribution of magnetic field to the total pressure is larger than that to the total density. With increase in stellar radius for a given B , ρ_c reduces substantially whereas R_* increases, resulting in smaller average mass density within the isothermal degenerate core. The left panel of Figure 4 shows the radial variation of the matter density for $R = 10000$ km and different magnetic field profiles, while the right panel shows the temperature profiles for the same cases. As listed in Table 2, the interface densities ρ_* tend to be roughly similar but the central density ρ_c increases with the effective magnetic field. Although the core temperature T_c (primarily determined by L) is unchanged irrespective of the magnetic field, the radial temperature gradient dT/dr within the surface layers for $B = (10^9, 10^{14})$ G is approximately half as that for the other weaker field cases.

4. LUMINOSITY SUPPRESSION, COOLING AND FIELD DECAY IN B-WDS

We study the effects of strong magnetic fields on the observed luminosities for magnetised WDs, i.e. B-WDs. In particular, we compute the luminosities that are ex-

pected for B-WDs in order to obtain mass–radius relations which are similar to those for non-magnetised WDs. We then discuss the cooling process of these B-WDs and also the decay of large magnetic fields by various dissipative processes including Ohmic dissipation, ambipolar diffusion and Hall drift that can occur within the typical WD age evolution.

4.1. Suppression of luminosity

Bhattacharya et al. (2018a) investigated the variation of surface luminosity as the magnetic field increases, particularly for fixed interface radii and/or temperatures. The motivation for fixing interface parameters between non-magnetised and magnetised WDs was to better constrain the individual components (thermal, gravitational and magnetic) of the conserved total energy for these stars. Here, we relax the assumptions of fixed interface parameters between non-magnetised and magnetised WDs. Nevertheless, in order to ensure structural stability for a B-WD, an increase in magnetic energy density has to be compensated by a corresponding decrease in the thermal energy and hence the luminosity, provided the gravitational energy is not affected significantly. This effect is especially prominent for B-WDs with larger radii where the magnetic, thermal and gravitational energies are comparable with each other.

Table 3 lists the initial luminosities (see rows with time $t = 0$) corresponding to field $B = (10^9, 10^{14})$ G that yield masses closest to those obtained for non-magnetised WDs with radii $2000 \leq R/\text{km} \leq 20000$. While a slight decrease in the luminosity (within the observable range) for $R \gtrsim 12000$ km WDs leads to masses that are similar to those of their non-magnetic counterparts, the smaller radii B-WDs require a substantial drop in their luminosity (well outside the observable range) and still do not achieve masses that are similar to the non-magnetised WDs. This is expected because the thermal pressure is sub-dominant in case of WDs with small radii and therefore a decrease in the thermal energy (or luminosity) does not significantly affect the total mass. As a result, for stars with $2000 \leq R/\text{km} \leq 10000$, even if the luminosity decreases substantially $10^{-16} \leq L/L_\odot \leq 10^{-12}$, the resulting mass of the B-WD remains larger than its non-magnetic counterpart. This leads to an extended branch in the mass–radius relation.

4.2. Magnetic field decay

In a strongly magnetised NS, ambipolar diffusion and beta decays can cause the magnetic energy release that is observed from magnetars. However, the magnetic fields inside an electron degenerate WD generally undergo decay by Ohmic dissipation and Hall drift processes with

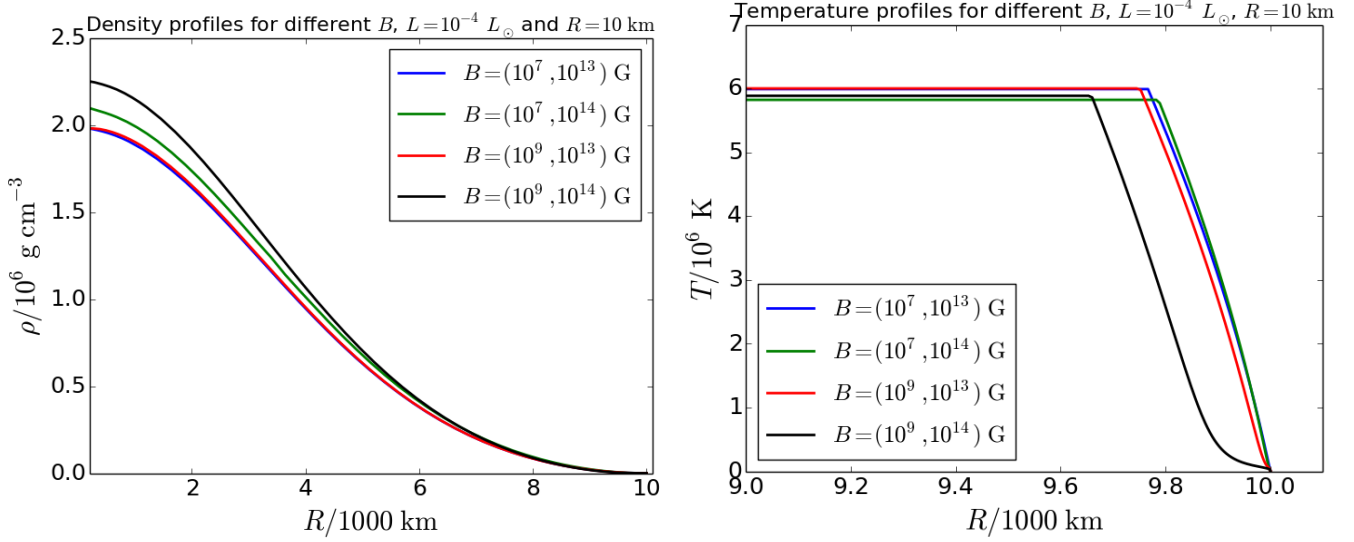


Figure 4. **Left panel:** The variation of density as a function of radius is shown for WDs with varying magnetic fields $B = (10^7, 10^{13})$ G (blue), $B = (10^7, 10^{14})$ G (green), $B = (10^9, 10^{13})$ G (red) and $B = (10^9, 10^{14})$ G (black). **Right panel:** The variation of temperature as a function of radius is shown for the same field configurations as in the left panel. The luminosity is set as $10^{-4} L_{\odot}$ for all these results.

timescales that are given by Heyl & Kulkarni (1998) and Cumming (2002) as

$$t_{\text{Ohm}} = (7 \times 10^{10} \text{ yr}) \rho_{c,6}^{1/3} R_4^{1/2} (\rho_{\text{avg}}/\rho_c), \quad (8)$$

$$t_{\text{Hall}} = (5 \times 10^{10} \text{ yr}) l_8^2 B_{0,14}^{-1} T_{c,7}^2 \rho_{c,10}, \quad (9)$$

where $\rho_{c,n} = \rho_c/10^n \text{ g cm}^{-3}$, $R_4 = R/10^4 \text{ km}$, $T_{c,7} = T_c/10^7 \text{ K}$, $B_{0,14} = B_0/10^{14} \text{ G}$ and $l = l_8 \times 10^8 \text{ cm}$ is a characteristic length scale of the flux loops through the outer core of the WD. In the case of isolated and cool WDs, theoretical calculations indicate that if the magnetic field is not very strong like that for the B-WD center, it typically decays due to Ohmic dissipation by a factor of two in 10 Gyr (Fontaine et al. 1973; Wendell et al. 1987). Cumming (2002) estimated a lowest order decay time of $8 \leq t_{\text{Ohm}}/\text{Gyr} \leq 12$ for dipole fields and $4 \leq t_{\text{Ohm}}/\text{Gyr} \leq 6$ for quadrupole fields in the context of accreting WDs.

Ohmic decay is characterised by the induction equation, $\partial \mathbf{B}/\partial t = -\nabla \times (\eta \nabla \times \mathbf{B})$, where $\eta = c^2/4\pi\sigma$ is the magnetic diffusivity and σ is the electrical conductivity. The field decay timescale can then be written as $t_{\text{Ohm}} \approx 4\pi\sigma L^2/c^2$, where L the length scale over which the field varies (Cumming 2002). The electrical conductivity is set by the collisions between the electrons and ions (see, e.g., Yakovlev & Urpin 1980; Itoh et al. 1983; Schatz et al. 1999). Unlike within the degenerate core, the electrical conductivity is dependent on the temperature in the surface layers where the electrons are non-degenerate. As the B-WD mass increases, the increase in conductivity is offset by the decreasing radius.

Ohmic decay is the dominant field dissipation process for $B \lesssim 10^{12} \text{ G}$, while for $10^{12} \leq B/\text{G} \leq 10^{14}$ the decay occurs via Hall drift and for $B \gtrsim 10^{14} \text{ G}$, the principal decay mechanism is likely to be ambipolar diffusion (Heyl & Kulkarni 1998). We assume that Hall drift dominates within the B-WD degenerate core with $B_0 \approx 10^{14} \text{ G}$ while Ohmic dissipation is the main decay mechanism for surface fields $B_s \approx 10^9 \text{ G}$. Although equations (8) and (9) are primarily used to model the field decay over time for strongly magnetised NSs, here we appropriately adopt them for typical B-WD structure properties.

The magnetic field decay in magnetars with surface fields between 10^{14} and 10^{16} G was studied, using an appropriate cooling model by Heyl & Kulkarni (1998) and by solving the decay equation

$$\frac{dB}{dt} = -B \left(\frac{1}{t_{\text{Ohm}}} + \frac{1}{t_{\text{Amb}}} + \frac{1}{t_{\text{Hall}}} \right), \quad (10)$$

where t_{Amb} denotes the ambipolar diffusion time scale. Because we consider strongly magnetised WDs with central fields of about 10^{14} G , comparable to the surface fields of magnetars, we assume that the magnetic fields in magnetars and B-WDs both undergo similar decay mechanisms. Muslimov et al. (1995) showed that Hall drift is not expected to be a direct cause of magnetic field decay in WDs because it conserves the total magnetic energy. However, in the presence of magnetic turbulence, Hall drift can twist the field lines and thence enhance Ohmic dissipation (Goldreich & Reisenegger 1992). To model and compare the relative contributions

Table 3. The effects of magnetic fields on the B-WD luminosity in order for the magnetised mass-radius relation to match with the non-magnetised relation. The initial field at $t = 0$ is kept fixed at $B = (10^9, 10^{14})$ G for all the radii listed here. The topmost entry for each radius is for the initial time $t = 0$ whereas the bottom two entries list the corresponding parameters for $t = \tau = 10$ Gyr after including the cooling rate and magnetic field decay over time. While we evaluate the magnetic fields assuming that Ohmic dissipation is the dominant process for the top entries of $\tau = 10$ Gyr, for the bottom entries, we assume that Hall drift is the primary process until the field parameter B_0 decays to $\sim 10^{12}$ G, below which Ohmic dissipation dominates.

$R/1000$ km	t/Gyr	t_{HO}/τ	B_s/G	B_0/G	L/L_\odot	$M_{B=0}/M_\odot$	M/M_\odot
2.0	0		10^9	10^{14}	10^{-16}	1.378	1.865
	10	0	4.58×10^8	4.58×10^{13}	10^{-16}	1.377	1.478
		1		5.83×10^{13}	10^{-16}		1.542
4.0	0		10^9	10^{14}	10^{-16}	1.204	1.470
	10	0	2.78×10^8	2.78×10^{13}	10^{-12}	1.201	1.218
		0.224		3.71×10^{11}	3×10^{-7}		1.201
6.0	0		10^9	10^{14}	10^{-16}	0.956	1.074
	10	0	1.65×10^8	1.65×10^{13}	10^{-8}	0.951	0.951
		6.89×10^{-2}		1.86×10^{11}	2×10^{-6}		0.951
8.0	0		10^9	10^{14}	10^{-12}	0.709	0.762
	10	0	9.86×10^7	9.86×10^{12}	2×10^{-6}	0.699	0.699
		2.28×10^{-2}		1.04×10^{11}	7×10^{-6}		0.699
10.0	0		10^9	10^{14}	10^{-12}	0.512	0.527
	10	0	6.02×10^7	6.02×10^{12}	8×10^{-6}	0.496	0.496
		9.72×10^{-3}		6.18×10^{10}	10^{-5}		0.496
12.0	0		10^9	10^{14}	7×10^{-8}	0.376	0.376
	10	0	3.69×10^7	3.69×10^{12}	10^{-5}	0.354	0.354
		4.88×10^{-3}		3.75×10^{10}	10^{-5}		0.354
14.0	0		10^9	10^{14}	2×10^{-6}	0.286	0.286
	10	0	3.06×10^7	3.06×10^{12}	10^{-5}	0.262	0.262
		2.22×10^{-3}		3.08×10^{10}	10^{-5}		0.262
16.0	0		10^9	10^{14}	4×10^{-6}	0.228	0.228
	10	0	2.00×10^7	2.00×10^{12}	10^{-5}	0.204	0.204
		1.34×10^{-3}		2.01×10^{10}	10^{-5}		0.204
18.0	0		10^9	10^{14}	5×10^{-6}	0.190	0.190
	10	0	1.87×10^7	1.87×10^{12}	10^{-5}	0.165	0.165
		7.75×10^{-4}		1.88×10^{10}	10^{-5}		0.165
20.0	0		10^9	10^{14}	7×10^{-6}	0.164	0.164
	10	0	2.97×10^7	2.97×10^{12}	10^{-5}	0.138	0.138
		3.70×10^{-4}		2.98×10^{10}	10^{-5}		0.138

from these different processes, we consider two separate cases: (a) when only Ohmic dissipation occurs for both the surface and central magnetic fields, (b) while B_s continues to evolve over t_{Ohm} , Hall drift determines the B_0 evolution until the central field drops to about 10^{12} G, below which Ohmic dissipation sets in.

4.3. B-WD cooling

The cooling evolution of non-magnetised WDs has been investigated in detail with theoretical attempts to model the degenerate core as the primary energy source (Mestel 1952; Mestel & Ruderman 1967). The thermal energy is radiated away gradually over time in the observed luminosity from the surface layers as the star evolves. Tutukov & Yungelson (1996) computed the cooling curves for low-mass WDs, starting as luminous

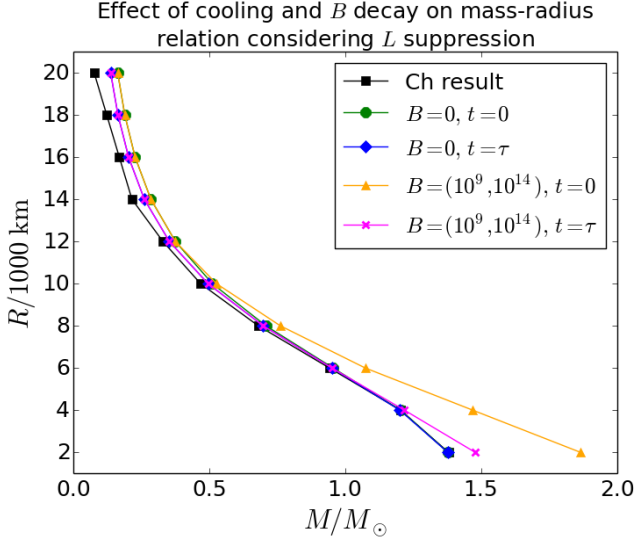


Figure 5. The effect of magnetic field on the WD luminosity set to match with the non-magnetised mass-radius relation. The results are shown for $B = (0, 0)$ at initial time $t = 0$ (green circles), $B = (0, 0)$ at $t = 10$ Gyr (blue diamonds), $B = (10^9, 10^{14})$ G at $t = 0$ (orange triangles) and $B = (10^9, 10^{14})$ G at $t = 10$ Gyr (magenta crosses). The time evolution results are obtained after including B-WD cooling evolution and field dissipation processes. For the magenta curve, we only show the Ohmic dissipation results because the results with Hall drift decay practically overlap with them (see Table 3 for the specific luminosities).

stars, until their crystallisation stage after about 10 Gyr. Because most of the electrons occupy the lowest energy states in a degenerate gas, the thermal energy of ions is the only significant energy source that can be radiated. The degenerate electrons in the interior of B-WDs have large mean free path which leads to high thermal conductivity and therefore uniform temperature. The isothermal interior is covered by the non-degenerate surface layers which transport the energy flux outward by photon diffusion.

The interface location between the non-degenerate surface layers and the degenerate interior is obtained by equating the pressure from both sides, as done in equations (5) and (7) for the weak field and strong field cases, respectively. The luminosity is related to the interface temperature as $L \propto T^{7/2}/\kappa$ (Shapiro & Teukolsky 1983), where the opacity κ depends on the field strength (see Section 3). The uniform interior temperature is then computed for a given luminosity, composition and mass of the B-WD. The rate at which the thermal energy of ions can be transported to the surface and thence to be radiated depends on the specific heat

(Shapiro & Teukolsky 1983), and is given by

$$L = -\frac{d}{dt} \int c_v dT = (2 \times 10^6 \text{ erg/s}) \frac{Am_\mu}{M_\odot} \left(\frac{T}{K}\right)^{7/2}, \quad (11)$$

where $c_v \approx 3k_B/2$ is the specific heat at constant volume, m_μ is the proton mass and A is the atomic weight. Given an initial luminosity and temperature T_0 at time t_0 , the final temperature T at time t after cooling is obtained by directly integrating equation (11) as

$$(T/K)^{-5/2} - (T_0/K)^{-5/2} = 2.406 \times 10^{-34} \tau/\text{s}, \quad (12)$$

where $\tau = t - t_0$ is the WD age.

Although convection can aid faster cooling with a more efficient energy transport, its effect has been shown to be insignificant in a first-order approximation (Lamb & Van Horn 1975; Fontaine & Van Horn 1976). This is due to the fact that convection only influences the cooling time once the base of the convection zone reaches the degenerate thermal energy reservoir and couples the surface to the reservoir. However, this is the case only for significantly lower surface temperatures than we consider here. Tremblay et al. (2015) recently showed that convective energy transfer can be significantly impeded once the magnetic pressure dominates over the thermal pressure. It is important to note that, for simplicity in the calculations here, we have assumed self-similarity of the cooling process over the entire evolution of the WD. However, a more detailed calculation of non-magnetised WD cooling has shown that this might not strictly be the case (Hansen 1999).

In the case of magnetised WDs, the relevant parameter affecting the state of the ionic core and therefore its thermodynamic properties is $b = \omega_B/\omega_p$, where $\omega_B = ZeB/\tilde{M}c$ and $\omega_p = \sqrt{4\pi Z^2 e^2 n/\tilde{M}}$ are the ion cyclotron and plasma frequencies, respectively, Z is the atomic number, \tilde{M} is the mass of the nuclei, n is the ion number density and e the electronic charge. The effect of a magnetic field on the ionic core is expected to be strong when the cyclotron frequency is comparable to or larger than the lattice Debye frequency for which $b \gtrsim 1$. Baiko (2009) studied the effect of magnetic fields on ionic lattices and showed that there is an appreciable change to the specific heat only when $b \gg 1$ except when $T \ll \theta_D$ (Debye temperature). For the magnetic field configurations that we consider here $b \leq 1$ and the interface temperature is comparable to θ_D . So, we assume a specific heat model that is the same as that for non-magnetised WDs despite the magnetic fields. The effect of magnetic fields on the phonon spectrum of ions in conventional systems has been studied and found to be generally weak (Holz 1972).

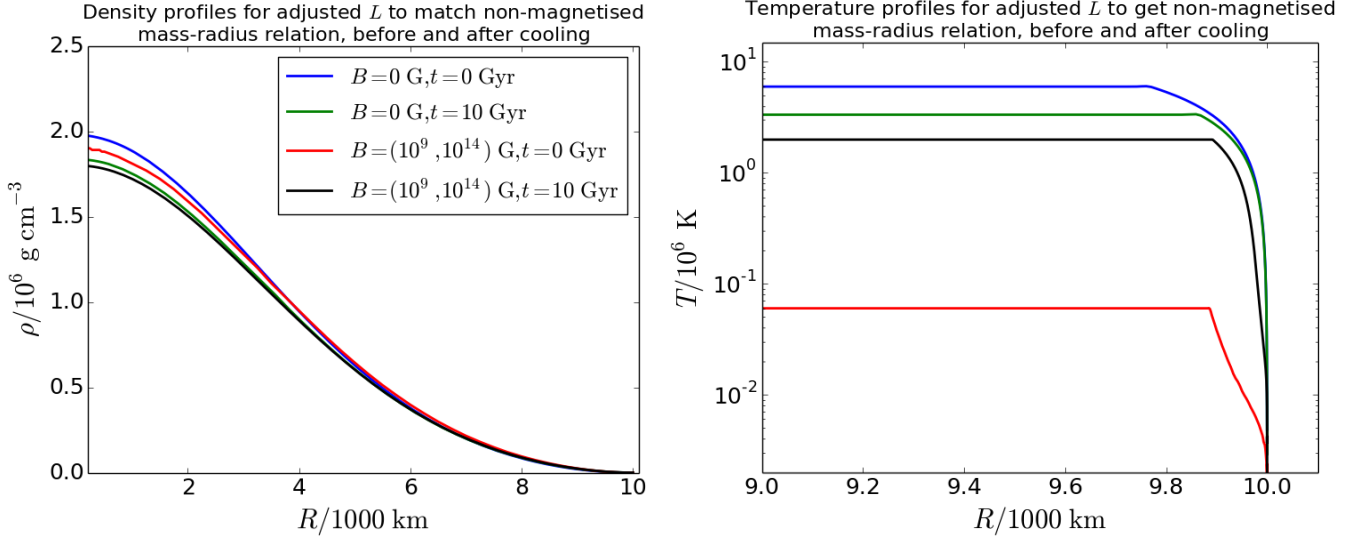


Figure 6. Left panel: The variation of density is shown as a function of radius for the same cases as in Figure 5 and $R = 10000$ km. **Right panel:** The variation of temperature with radius are shown for the same cases as Figure 5 and $R = 10000$ km. The corresponding luminosities are listed in Table 3.

4.4. Results

Table 3 lists the luminosities and masses corresponding to WD radii $2000 \lesssim R/\text{km} \lesssim 20000$ for initial $B = (10^9, 10^{14})$ G at time $t = 0$ and $t = 10$ Gyr. The top entry for each radius is for time $t = 0$ and the bottom two entries list the corresponding quantities after cooling for $t = 10$ Gyr, also accounting for simultaneous magnetic field dissipation. We consider two possibilities for the field decay: (a) Ohmic dissipation dominates for the entire evolution, (b) Hall drift is the primary field decay mechanism until B_0 drops below 10^{12} G, when Ohmic dissipation sets in. Based on the B-WD structure parameters (see equations 8 and 9), we find that the fraction of time t_{HO}/τ , when the Hall drift dominates, falls significantly with increasing stellar radius. Consequently, the magnetic field decays considerably more because the faster Ohmic dissipation process turns out to be critical for much of the cooling evolution. As a result of the field decay and simultaneous cooling over 10 Gyr, the luminosity adjusted limiting B-WD masses are found to be substantially lower than their $t = 0$ counterparts – particularly for the smaller radius stars. We find that the mass-radius relations practically merge for $R \gtrsim 6000$ km WDs. Furthermore, the inferred luminosities are also much less suppressed for the intermediate radii WDs with $6000 \lesssim R/\text{km} \lesssim 12000$. Although the limiting masses for small B-WDs (with $R \approx 2000$ km) drop to about $1.5 M_\odot$ compared to $1.9 M_\odot$ without evolution, the majority of these systems still remain practically hidden throughout their cooling evolution because

of their strong fields and correspondingly low L , outside the observable range.

Figure 5 shows the effect of the evolution of B-WDs on their mass-radius relations including both the magnetic field decay and thermal cooling effects. The luminosities are varied with the magnetic fields such that the B-WD masses can match those obtained for the non-magnetised WDs. We do not show the results for the Hall drift decay because they essentially overlap with the Ohmic dissipation results. For the $B = (0, 0)$ case, we find that the mass-radius relation is shifted slightly more towards the Chandrasekhar result as a result of the cooling evolution and the mass limit remains unchanged. In case of $B = (10^9, 10^{14})$ G, even though the limiting mass $\sim 1.9 M_\odot$ at small radius turns out to be much larger than the Chandrasekhar limit of $1.4 M_\odot$ (also see Table 3), we find that it is lowered considerably to $\sim 1.5 M_\odot$ primarily as a result of magnetic field decay and also thermal cooling over $t = 10$ Gyr.

The left panel of Figure 6 shows the radial variation of the matter density for the same cases as shown in Figure 5 and $R = 10000$ km, while the right panel shows the temperature profiles for the corresponding cases. We find that the matter density at the core is slightly suppressed in the presence of strong B and also as a result of the evolutionary processes. As the total stellar energy is conserved at $t = 0$, an increase in the magnetic energy has to be compensated by a similar decrease in the gravitational energy and hence the central density ρ_c . Once the field decays and L declines due to cooling, the central density adjusts itself to be slightly lower in order to balance the loss of magnetic and thermal energies with

time. From the right panel of Figure 6, we see that the temperature T_c within the degenerate core is smaller for larger fields. This is expected as the luminosity needs to be suppressed more in order to have the total stellar energy fixed. However, owing to the appreciable field decay over $t = 10$ Gyr, the luminosity increases by more than an order of magnitude. As the degenerate core volume is greater for magnetised WDs with a larger R_* , the temperature gradient dT/dr within the envelope turns out to be considerably smaller for B-WDs than their non-magnetised counterparts.

5. STARS RESULTS

In this section, we describe the grid of numerical models that we have produced and analysed in order to investigate, compare and validate the analytical results described in Sections 2, 3 and 4. In Section 2, we have described the considerations made to self-consistently obtain the structural properties of magnetised WDs. These were used to produce a set of non-magnetic results to validate our results in the context of the existing literature. In Section 3, we have described the effects of the magnetic field on the mass–radius relations as well as the thermal properties of B-WDs. We have also described in detail the differences in our methodology and results between the weak and strong field cases. In Section 4, we have described the effects of strong magnetic fields on the observed luminosities of magnetised WDs. In particular, we have described the phenomenon of luminosity suppression, cooling and field decay in B-WDs.

5.1. Implementation and method

In order to investigate the analytical prescription described in the previous sections, here we explore a set of numerical stellar evolution models using a modified version of the STARS stellar evolution code (Eggleton 1971). The EoS solving subroutine STATEF.F is modified appropriately to include the prescriptions of Gupta et al. (2020) (also see Bhattacharya et al. 2018a, who initiated this venture). This involves computing B at each calculation shell and then computing the magnetic contribution to the pressure and density. For large fields such that $B/10^{12} \text{ G} \geq T/10^6 \text{ K}$, the opacity is expected to be dominated by the field dependent Potekhin’s opacity rather than the usual Kramers’ opacity. Hence, alongside our usual tabulated opacity κ_{tab} , which includes both OPAL opacities for the envelope (Iglesias & Rogers 1996) and electron conduction (Itoh et al. 1983), we evaluate Potekhin’s opacity κ_B as discussed in Section 3. The overall opacity is then computed by summing the tabulated opacity and the Potekhin opacity in inverse as $1/\kappa_{\text{tot}} = 1/\kappa_{\text{tab}} + 1/\kappa_B$.

In order to compute the magnetic field in our calculations, we choose the profile described by equation (4). It should be noted that the default field profile used here can be appropriately modified to achieve any desired parameterization within the STARS code. The numerical routine STATEF.F receives as input the density at a given mesh point in the model and computes the magnetic field. The magnetic contribution to the density is then computed as $\rho_B = B^2 / 8\pi c^2$ and that to the pressure as $P_B = B^2 / 8\pi$. The magnetic pressure and density contributions are added to the current model mesh point pressure and density, before the subroutine continues to compute the remaining thermodynamic quantities. The κ_{tab} opacity computations are then completed before κ_B is computed and added in inverse to the tabulated opacity. This allows for the opacity to be computed in a self-consistent manner rather than switching from Kramers’ opacity, or Itoh et al. (1983) style electron conduction opacity, to κ_B at specific B and T .

To model strongly magnetised and super-Chandrasekhar WDs, we use the STARS code to generate a zero-age main-sequence (ZAMS) star with $M = 3 M_\odot$ and $Z = 0.02$. The star is then evolved up to the asymptotic giant branch (AGB) stage until its carbon-oxygen core has grown to about $0.6 M_\odot$. At this point, the chemical evolution of the star is halted and an artificial mass-loss mechanism is enabled to strip the outer envelope until a CO WD with a thin helium atmosphere is formed. The computation of B is then enabled once the model in question has relaxed and allowed to proceed along its cooling track. Setting a particularly large B (either in terms of a large B_s , a large B_0 or both) typically requires the field parameters to be increased in stages to allow the model to relax. The residual mass can then be directly added or removed in order to produce a model WD of any desired mass.

5.2. Model results

We use the STARS evolution code with the modifications described to create a grid of B-WD models with a range of masses and field parameters. We use our grid of models to investigate qualitatively the B-WD mass–radius relationship at different fields, with the objective of numerically validating our analytical models. In Table 4, we list the central temperature, central density and radius for each of our fixed mass numerical models and for each set of field configurations. In all cases, the models are allowed to cool until the luminosity has reached $L = 10^{-4} L_\odot$. Furthermore, the stellar composition is held fixed and equivalent to the description in Section 2. Unlike in our analytical models, we do not consider separate core and envelope regions but instead

Table 4. The effect of magnetic field B on the numerical mass–radius relation as computed with the STARS code for luminosity $L = 10^{-4} L_{\odot}$. Here T_c and ρ_c represent the temperature and density are computed at the central calculation point at the timestep where the model reaches $L = 10^{-4} L_{\odot}$ on its cooling curve.

M/M_{\odot}	(B_s, B_0) G	$T_c/10^6$ K	$\rho_c/10^6$ g cm $^{-3}$	$R/1000$ km
0.08	(0, 0)	5.22	0.0242	23.307
	$(10^7, 10^{12})$	5.23	0.0242	23.342
	$(10^7, 10^{13})$	5.28	0.0241	23.950
	$(10^6, 10^{14})$	5.42	0.0224	24.498
0.15	(0, 0)	4.17	0.1036	16.810
	$(10^7, 10^{12})$	4.17	0.1036	16.818
	$(10^7, 10^{13})$	4.35	0.1031	16.982
	$(10^6, 10^{14})$	4.40	0.0957	17.395
0.25	(0, 0)	3.37	0.3293	13.425
	$(10^7, 10^{12})$	3.38	0.3293	13.426
	$(10^7, 10^{13})$	3.51	0.3285	13.475
	$(10^6, 10^{14})$	3.55	0.2991	13.850
0.45	(0, 0)	2.76	1.4330	10.240
	$(10^7, 10^{12})$	2.74	1.4330	10.239
	$(10^7, 10^{13})$	2.84	1.4300	10.255
	$(10^6, 10^{14})$	2.85	1.2380	10.658
0.62	(0, 0)	2.46	3.7650	8.533
	$(10^7, 10^{12})$	2.47	3.7670	8.530
	$(10^7, 10^{13})$	2.47	3.7580	8.538
	$(10^6, 10^{14})$	2.53	3.0420	9.012

allow for the cooling to occur naturally in the numerical models with no explicit prescription. It is not trivial to produce numerically stable B-WD models with arbitrary field configurations with STARS, so we limit the range of field configurations as opposed to our analytical treatment.

In Table 4, we present a number of trends in T_c , ρ_c and R for a range of mass and magnetic field. As expected, the B-WD radius decreases with M , as shown in Figure 3 and Table 2. For models of the same mass, R increases very slightly as a function of the magnetic field, until field parameter $B_0 = 10^{14}$ G is reached, at which point R increases significantly, consistent with our analytical expectation from Section 3. Here the central density ρ_c is not the density in the core but rather the density attained at the central calculation point in our model. This is equivalent to our core and envelope analytical approach described in Tables 2 and 3. The central temperature T_c is also computed in a similar manner as

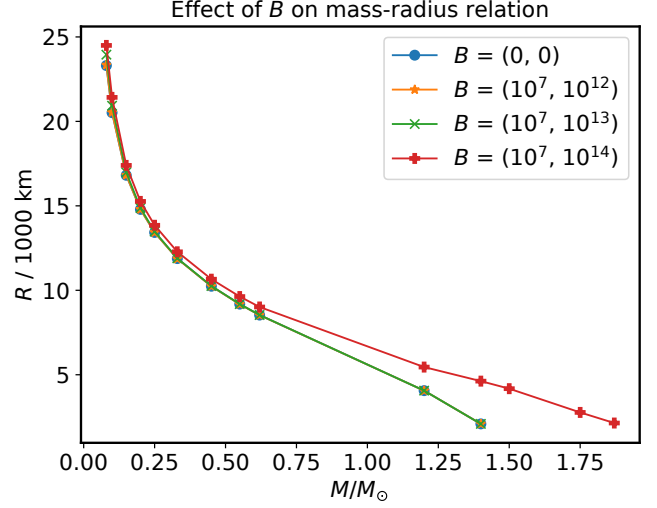


Figure 7. The effect of magnetic field on the mass–radius relation of highly magnetized WDs for $B = (0, 0)$ (blue circles), $B = (10^7, 10^{12})$ G (orange stars), $B = (10^7, 10^{13})$ G (green crosses) and $B = (10^7, 10^{14})$ G (red pluses). Unlike in Table 4, we do not compute these numerical models at a fixed luminosity, but rather at the stage where they have already cooled down to the point such that the code fails to converge further.

in Section 3. As expected, ρ_c increases rapidly with an increase in M . However, ρ_c drops marginally once the threshold field $B_0 \approx 10^{14}$ G is reached. This results from a corresponding reduction in R . The comparison of ρ_c for a given R with the analytical models presented in Table 2 clearly indicates that the central density does in fact increase as the field increases, with a sharp rise in the density as the critical B_0 is reached. This is in line with our earlier expectation that ρ_c must increase to compensate for the increased magnetic pressure as the field increases.

In Figure 7, we validate the mass–radius relations described by our analytical model in Figure 3. As before, the effect of increasing B on the mass–radius relation is analogous to increasing L . This corresponds to an equivalent star earlier on its WD cooling curve. Rather than specifying a WD radius and then inferring its mass, it is more reasonable to base our numerical grid on fixed masses and then compute R . It should be noted that the numerical models here are not computed for a fixed luminosity but at the time when the models have cooled to the point where the code no longer converges. This is owing to the limitations of the EoS utilised in the STARS code at low temperatures and high densities. The radii of these models at low temperatures are almost entirely independent of luminosity. This is expected as the thermal pressure support in all of these models is negligi-

Table 5. The maximum attainable B-WD mass is computed for the STARS models as a function of magnetic field parameters (B_s, B_0) . The central density and B-WD radius are listed for the corresponding cases.

$(B_s, B_0)/\text{G}$	$\rho_c/10^6 \text{ g cm}^{-3}$	$R/1000 \text{ km}$	Max Mass/ M_\odot
(0, 0)	2210	2.1177	1.4397
$(10^7, 10^{11})$	2257	2.1196	1.4358
$(10^7, 10^{12})$	2280	2.1227	1.4358
$(10^7, 10^{13})$	2295	2.1240	1.4373
$(10^7, 10^{14})$	2260	2.1412	1.8703

ble compared to degeneracy pressure support as well as the magnetic pressure support. The three curves representing $B_0 = 0$, $B_0 = 10^{12} \text{ G}$ and $B_0 = 10^{13} \text{ G}$ almost completely overlap throughout. This is due to the fact that the magnetic pressure contribution only becomes comparable to the degeneracy pressure contribution for the highest field strength. This reflects the same trend observed at fixed luminosity in Table 4.

We obtain results that are in good agreement with our analytical formalism and the magnitude of B_0 dictates the shape of the mass-radius curve. For stronger fields, specifically with a larger B_0 , the mass-radius relation deviates from the zero/low-field relation, with the deviation increasing at larger masses. In particular, for $B = (10^7, 10^{14}) \text{ G}$, we obtain super-Chandrasekhar WDs with limiting mass $\sim 1.9 M_\odot$. As anticipated, the radii inferred from our numerical models are not exactly equal to those computed analytically. The EoS for our numerical models is computed with the standard solver in STARS and this essentially differs from the purely analytical estimates. We also include the effects of neutrino losses in our numerical models. The neutrino cooling effect may cause non-negligible energy losses from the cores of very hot and/or dense WD stars. Based on the prescription given by Itoh et al. (1983), we model the neutrino losses that become significant once $T \geq 10^7 \text{ K}$ and $\rho \geq 10^{10} \text{ g cm}^{-3}$ in the stellar matter. While no $L = 10^{-4} L_\odot$ model is hot enough for these losses to occur, as listed in Table 4, many of these models would have had sufficiently hot cores at other point on their cooling curves for neutrino losses to occur.

Next, we investigate the results presented in Section 3.3, which suggest the possibility of obtaining super-Chandrasekhar WDs provided that the central magnetic field and B_0 are sufficiently large. Using our modified STARS code, we compute the highest stable mass model for a range of field configurations. Our results are summarised in Table 5 and are consistent

with the Chandrasekhar mass limit being retained for $B_0 \lesssim 10^{13} \text{ G}$, while allowing for the existence of super-Chandrasekhar B-WD models for larger B_0 . We consider a surface field $B_s = 10^7 \text{ G}$ for the WD models with $B_0 = 10^{14} \text{ G}$. Regardless, the limiting mass obtained for $(B_s, B_0) = (10^7, 10^{14}) \text{ G}$ with STARS is in perfect agreement with $M \approx 1.865 M_\odot$ for $(B_s, B_0) \approx (10^{7-9}, 10^{14}) \text{ G}$ from the analytical results presented in Table 2. This supports our earlier finding that B_s has no appreciable effect on the mass-radius relation.

Table 2 and the left panel of Figure 4 have shown the results for analytical computation of the density variation as a function of B-WD radius. As stated, we expect the central density for WDs with stronger fields to be larger in order to compensate for the additional magnetic pressure. Figure 8 shows the numerical validation of the same trend for two mass models, i.e., for $M = 0.55 M_\odot$ and $M = 1.6 M_\odot$, with varying field configurations. At first sight, the numerical results appear to be inconsistent with our earlier analytical prediction that ρ_c should increase to compensate for increased P_B as field increases. However, it should be noted that the analytical computations are performed with a fixed radius, whereas our equivalent numerical models are generated assuming a fixed mass. For the super-Chandrasekhar white dwarf models in the right panel of Figure 8 with $M = 1.6 M_\odot$, we cannot investigate the lower field cases as in the left panel of that figure as there are no solutions for lower values of B_0 , hence we elect to investigate field configurations with higher values of B_0 instead, in an attempt to elucidate a trend in density profiles for these models. We find that for $M = 1.6 M_\odot$ and $L = 10^{-2.5} L_\odot$ the radius and density profiles of the model are very strongly dependant on the value of B_0 . As B_0 increases from 10^{14} G to $10^{14.3} \text{ G}$ to $10^{14.5} \text{ G}$, the radius of the model expands from $\approx 3500 \text{ km}$ to $\approx 6000 \text{ km}$ to $\approx 8000 \text{ km}$, while the central density falls considerably from $\approx 3 \times 10^8 \text{ g cm}^{-3}$ to $\approx 2 \times 10^7 \text{ g cm}^{-3}$ over the range of values considered for B_0 . This is good confirmation that for these models, the total pressure is dominated by the degeneracy pressure and magnetic pressure, with thermal support being negligible, as expected, and that the density structure and radii of the models are largely functions of the value of B_0 alone. Hence, a model's radius is a function of its magnetic field parameters as well as its mass at a fixed luminosity. Therefore, the $M = 0.55 M_\odot$ model with a larger central field has a larger radius and hence a lower mean density. If we compare the central density of the model, rather than just the relative order, our numerical results are indeed consistent with the analyt-

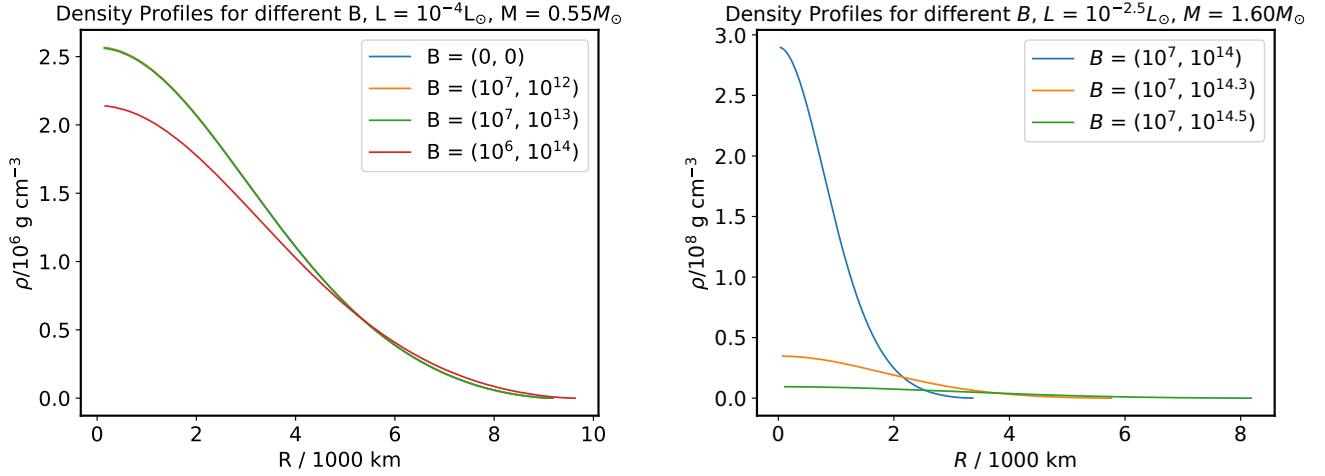


Figure 8. **Left panel:** The variation of density as a function of radius is shown for B-WDs with varying magnetic fields $B = (0, 0)$ G (blue), $B = (10^7, 10^{12})$ G (orange), $B = (10^7, 10^{13})$ G (green) and $B = (10^6, 10^{14})$ G (red). Each model has a mass $M = 0.55 M_{\odot}$ and has been allowed to cool to a luminosity of $L = 10^{-4} L_{\odot}$. This model is essentially equivalent to those computed analytically in Figure 4. **Right panel:** The variation of density as a function of radius is shown as in the left panel, but for a super-Chandrasekhar model mass of $M = 1.6 M_{\odot}$ with varying magnetic fields $B = (10^7, 10^{14})$ G (blue), $B = (10^7, 10^{14.3})$ G (orange) and $B = (10^7, 10^{14.5})$ G (green). Each model has been allowed to cool to a luminosity of $L = 10^{-2.5} L_{\odot}$. This larger luminosity was required as a result of the simulation's EoS encountering difficulties at lower temperatures. Naturally, a certain minimum value of B_0 is required to produce a super-Chandrasekhar model, hence we have no models corresponding to the lower field models in the $0.55 M_{\odot}$ model.

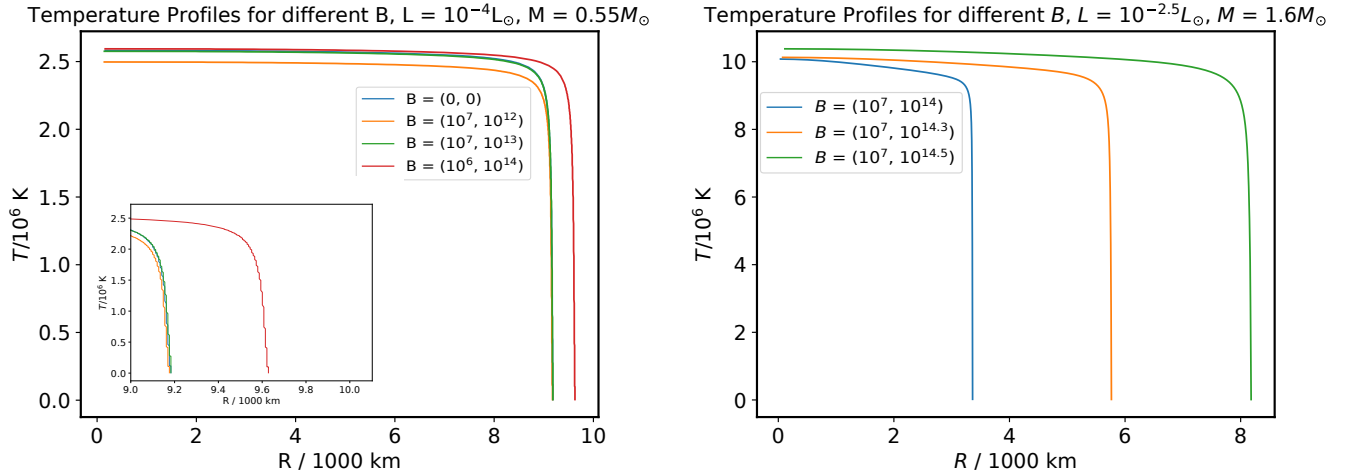


Figure 9. **Left panel:** The variation of temperature as a function of radius is shown for B-WDs with varying magnetic fields $B = (0, 0)$ G (blue), $B = (10^7, 10^{12})$ G (orange), $B = (10^7, 10^{13})$ G (green) and $B = (10^6, 10^{14})$ G (red). These models are essentially equivalent to the analytical models presented in Figure 4. The mass is fixed at $M = 0.55 M_{\odot}$ for each model, so the radius varies as a function of the magnetic field, as in Figure 7. For each field configuration, the model has been allowed to cool until it reaches $L = 10^{-4} L_{\odot}$. **Right panel:** The variation of temperature as a function of radius is shown as in the left panel, but for a super-Chandrasekhar model mass of $M = 1.6 M_{\odot}$ with varying magnetic fields $B = (10^7, 10^{14})$ G (blue), $B = (10^7, 10^{14.3})$ G (orange) and $B = (10^7, 10^{14.5})$ G (green). As in Figure 8, each model has been allowed to cool to a luminosity of $L = 10^{-2.5} L_{\odot}$.

ical results for $R = 10000$ km WDs, with central density $\rho_c \approx 2.2 \times 10^6 \text{ g cm}^{-3}$ obtained for $B = (10^7, 10^{14})$ G.

In relation to the results presented in the right panel of Figure 4, we show the variation of the temperature as a function of the radius in Figure 9. In particular, we choose the same mass models and magnetic field configurations as in Figure 8. The analytical model have suggested that the core temperature is primarily determined by the luminosity and is largely unchanged with variation in magnetic field. In good agreement with this prediction, we find here that the core temperatures of models with masses $M = 0.55 M_\odot$ and $M = 1.6 M_\odot$ are in fact largely unchanged with varying magnetic field. The small difference in central temperatures with magnetic field between these numerical models is a result of the difference in radius and hence in the mean density across the models. In the super-Chandrasekhar case however, the radii, central temperatures and central densities of the models are very highly dependant on the field configuration. This is, in part, a consequence of the pressure support no longer being dominated by degeneracy pressure, but rather both magnetic and degeneracy pressures. Hence, we observe that in the super-Chandrasekhar case the density and temperature profiles, as well as the radii of the models are highly dependant on the field structure. Our numerical models further demonstrate that the radial temperature gradient dT/dr within the surface layers of each model falls as the magnetic field increases.

5.3. Summary of simulation results

We have produced a novel set of modifications to the STARS code based on our magnetic field prescription (see equation 4) in order to compute a grid of numerical models of highly magnetised WDs. This methodology has allowed us to validate qualitatively the analytical results, from Section 3 in particular. A qualitative approach is necessary because we cannot trivially fix the B-WD radius within the STARS framework, and are rather restricted to fixing the mass to generate models that are essentially analogous to our analytical models. We have determined, as we had analytically, that the effect of the surface field B_s is not significant, while the central magnetic field and hence B_0 can significantly affect the B-WD mass-radius relation. This is confirmed because the mass $M \approx 1.87 M_\odot$ computed analytically for $(B_s, B_0) = (10^9, 10^{14})$ G, is in very close agreement with the mass $M \approx 1.89 M_\odot$ inferred from our numerical models for $(B_s, B_0) = (10^7, 10^{14})$ G, i.e. despite the two orders of magnitude difference in the surface magnetic fields between the two cases. In Table 5, we have demonstrated that stable numerical models of highly

magnetised super-Chandrasekhar WDs can be created provided that the central magnetic field is sufficiently large.

6. SUMMARY & CONCLUSIONS

Sufficiently strong magnetic fields can alter the EoS of electron degenerate matter to yield super-Chandrasekhar B-WDs with masses that can be as high as $M \approx 2.6 M_\odot$, even in the absence of rapid rotation (see Das & Mukhopadhyay 2012, 2013; Subramanian & Mukhopadhyay 2015). Besides elevating the limiting mass of WDs, strong fields can also impact the thermal characteristics of the underlying compact star and thereby its observed properties. Bhattacharya et al. (2018a) studied the luminosity suppression in B-WDs with $B \gtrsim 10^{12}$ G, assuming that the interface properties are essentially similar to their non-magnetised counterparts, to demonstrate that their cooling rates are significantly attenuated for such strong magnetic fields. Subsequently, Gupta et al. (2020) improved on this preliminary analytical model by removing the assumption of fixed interface parameters that was initially considered for WDs with a preassigned mass. They further derived the mass-radius relation as well as the stellar structure properties within both non-degenerate and degenerate regions of the B-WD.

In this paper, we have revisited the physics of luminosity suppression and its effect on the mass-radius relation for highly magnetised WDs. We have included the contributions from the electron-degenerate isothermal core, ideal gas surface layer and magnetic field to model the B-WD structure properties by solving the magnetostatic equilibrium, photon diffusion and mass conservation equations. In order to distinguish the strongly magnetised cases from the weakly/non-magnetised cases, we have appropriately amended our treatment of the radiative opacity, magnetostatic pressure balance and EoS for the degenerate core. Although an increase in surface luminosity results in higher total mass, especially for larger WDs, we have shown that the Chandrasekhar mass limit is retained for $10^{-4} \leq L/L_\odot \leq 10^{-2}$. The increase in luminosity for a given stellar radius leads to a larger ρ_c and more compact degenerate interior and so an increased capacity to hold more mass. Although B_s has negligible effect on the B-WD mass, B_0 affects the shape of the mass-radius relation by shifting the curve towards higher masses for stronger fields for a given radius. In particular, strong fields with $B_0 \approx 10^{14}$ G can raise ρ_c significantly and yield super-Chandrasekhar WDs with masses as high as $\sim 1.87 M_\odot$.

We have computed the B-WD luminosity necessary in order to obtain mass-radius relations similar to those for

non-magnetised WDs. Provided that the gravitational energy does not vary significantly, an increase in magnetic energy density needs to be compensated by a corresponding reduction in thermal energy, in order to maintain the structural stability of the B-WD. Nevertheless we have shown that, even with a significant reduction in their luminosities, the masses of smaller radii B-WDs are not similar to their non-magnetised counterparts. In particular, for stars with radii $2000 \leq R/\text{km} \leq 6000$, the inferred B-WD mass remains considerably larger leading to an extended branch in the mass-radius relation, even for highly suppressed luminosities such that $10^{-16} \leq L/L_\odot \leq 10^{-12}$. To model the time variation of the B-WD structure properties, we have also considered the cooling evolution of these stars in the presence of strong field dissipation processes, particularly Ohmic dissipation and Hall drift. As the star gradually evolves over time, its thermal energy is radiated away in the observed luminosity from the surface layers. Owing to primarily field decay and also simultaneous cooling over the typical WD age $\tau \approx 10$ Gyr, the luminosity adjusted masses turned out to be significantly lower than their initial estimates. Even though the limiting B-WD mass is lowered significantly to $1.5 M_\odot$ compared to $1.9 M_\odot$ at initial time, and corresponding initial field $B = (10^9, 10^{14})$ G, the majority of these systems still remain practically hidden throughout their cooling evolution due to their strong fields and consequently low luminosities.

We have also explored a set of stellar evolution models for B-WDs using a modified version of the STARS code with the objective of numerically validating our analytical formalism. For this, we have appropriately modelled the chemical evolution of the star along its cooling track and included the effects of energy losses due to neutrino cooling from the cores of very hot and/or dense WDs. In validation of our analytical approach, we have found that the limiting mass $\sim 1.8703 M_\odot$ obtained with the STARS numerical models is in very good agreement with $M \approx 1.87 M_\odot$ inferred from the analytical calculations for WDs with strong fields $B = (10^{6-9}, 10^{14})$ G. However, the results presented in this work argue that the young super-Chandrasekhar B-WDs may not sustain very large masses over the course of their entire cooling evolution, and this essentially explains their apparent scarcity even without the difficulty of detection owing to their suppressed luminosities.

We have adopted a considerably more generalised framework to improve upon the analytical approach pre-

sented in our previous studies (Bhattacharya et al. 2018a; Gupta et al. 2020). In addition to radiative cooling, we have now incorporated the effect of convective energy transport through the photon diffusion equation. To account for the effects of strong magnetic fields on the magnetostatic pressure balance and Landau quantised electron energy states, we have considered the general relativistic TOV equation and appropriately modified the interface condition. Furthermore, we have included typical neutrino cooling energy losses with STARS as well as the dissipation of strong magnetic fields over time.

We have nevertheless made some simplifying physical assumptions in order to improve our modelling of the B-WD structure properties. Firstly, we have assumed that the B-WDs are approximately spherical for $B_0 \lesssim 10^{14}$ G, as demonstrated by Subramanian & Mukhopadhyay (2015) for toroidally dominated fields. Secondly, we have adopted a constant radial luminosity profile $L_r = L$ for our models as no H burning or other nuclear fusion reactions occur within the degenerate WD core. Thirdly, we have used a temperature independent EoS for the electron degenerate pressure (see Gupta et al. 2020 for physical justification) and uniform B-WD core temperature (only for the analytical model) due to the high thermal conductivity of the degenerate electrons. Lastly, we have assumed the self-similarity of the cooling process for evolution over the typical WD age of $\tau \sim 10$ Gyr. Future work can address the effect of more complicated magnetic field geometry on the inferred mass-radius relation as well as the effect of varying stellar compositions on the B-WD cooling evolution.

ACKNOWLEDGMENTS

M.B. acknowledges support from Eberly Research Fellowship at the Pennsylvania State University. A.J.H. thanks the Science and Technology Facilities Council (STFC) and the Cambridge Commonwealth, European & International Trust for his doctoral funding. C.A.T. thanks Churchill College for his fellowship. B.M. acknowledges a partial support by a project of Department of Science and Technology (DST-SERB) with research Grant No. DSTO/PPH/BMP/1946 (EMR/2017/001226).

DATA AVAILABILITY

The data produced in this study will be shared on reasonable request to the authors.

REFERENCES

- Baiko, D. A., 2009, Phys. Rev. E, 80, 046405
- Bandyopadhyay, D., Chakrabarty, S., & Pal, S., 1997, Phys. Rev. Lett, 79, 2176

- Bhattacharya, M., Mukhopadhyay, B., & Mukerjee, S., 2018, *MNRAS*, 477, 2705
- Bhattacharya, M., Mukhopadhyay, B., & Mukerjee, S., 2018, *Proceedings of the 21st European Workshop on White Dwarfs*, arXiv:1810.07836
- Boshkayev, K., Rueda, J. A., Ruffini, R., & Siutsou, I., 2013, *ApJ*, 762, 117
- Canuto, V. M., & Mazzitelli, I., 1992, *ApJ*, 389, 724
- Carvalho, G. A., Arbanil, J. D. V., Marinho, R. M., & Malheiro, M., 2018, *European Physical Journal C*, 78, 411
- Chandrasekhar, S., 1935, *MNRAS*, 95, 207
- Cumming, A., 2002, *MNRAS*, 333, 589
- Das, U., & Mukhopadhyay, B., 2012, *Phys. Rev. D*, 86, 042001
- Das, U., & Mukhopadhyay, B., 2013, *Phys. Rev. Lett.*, 110, 071102
- Das, U., Mukhopadhyay, B., & Rao, A. R., 2013, *ApJL*, 767, L14
- Das, U., & Mukhopadhyay, B., 2014, *JCAP*, 06, 050
- Das, U., & Mukhopadhyay, B., 2015, *JCAP*, 05, 016
- Deb, D., Mukhopadhyay, B., & Weber, F., 2021, arXiv:2108.12436
- Dexheimer, V., Franzon, B., Golmes, R. O., et al., 2017, *Physics Letters B*, 773, 487
- Eggleton, P. P., 1971, *MNRAS*, 151, 351
- Ferrario, L., Martino, D., & Gaensicke, B., 2015, *Space Sci. Rev.*, 191, 111
- Fontaine, G., & Van Horn, H. M., 1976, *Ap&SS*, 31, 467
- Fontaine, G., Thomas, J. H., & Van Horn, H. M., 1973, *ApJ*, 184, 911
- Fontaine, G., Brassard, P., & Bergeron, P., 2001, *PASP*, 113, 409
- Franzon, B., & Schramm, S., 2015, *Phys. Rev. D*, 92, 083006
- Fujisawa, K., Yoshida, S., & Eriguchi, Y., 2012, *MNRAS*, 422, 434
- Goldreich, P., & Reisenegger, A., 1992, *ApJ*, 395, 250
- Gupta, A., Mukhopadhyay, B., & Tout, C. A., 2020, *MNRAS*, 496, 894
- Hachisu, I., 1986, *Ap&SS*, 61, 479
- Haensel, P., Potekhin, A. Y., & Yakovlev, D. G., 2007, *Neutron Stars 1 - Equation of State and Structure*. Springer-Verlag, New York
- Hansen, B. M. S., 1999, *ApJ*, 520, 680
- Hernquist, L., 1985, *MNRAS*, 213, 313
- Heyl, J. S., & Kulkarni, S. R., 1998, *ApJ*, 506, 61
- Holz, A., 1972, *Nuovo Cimento B*, 9, 83
- Howell, D. A. et al., 2006, *Nature*, 443, 308
- Iglesias, C. A., & Rogers, F. J., 1996, *ApJ*, 464, 943
- Itoh, N., Mitake, S., Iyetomi, H., & Ichimaru, S., 1983, *ApJ*, 273, 774
- Kalita, S., & Mukhopadhyay, B., 2019, *MNRAS*, 490, 2692
- Lamb, D. Q., & Van Horn, H. M., 1975, *ApJ*, 200, 306
- Maxted, P. F. L., & Marsh, T. R., 1999, *MNRAS*, 307, 122
- Mestel, L., 1952, *MNRAS*, 112, 583
- Mestel, L., & Ruderman, M. A., 1967, *MNRAS*, 136, 27
- Mukhopadhyay, B., & Rao, A. R., 2016, *JCAP*, 05, 007
- Mukhopadhyay, B., Rao, A. R., & Bhatia, T. S., 2017, *MNRAS*, 472, 3564
- Mukhopadhyay, B., Das, U., Rao, A. R., Subramanian, S., Bhattacharya, M., Mukerjee, S., Bhatia, T. S., & Sutradhar, J., 2017, in Tremblay P.-E., Gansicke B., Marsh T., eds, *Astronomical Society of the Pacific Conference Series*, Vol. 509, 20th European White Dwarf Workshop. Astron. Soc. Pac., San Francisco, p. 401
- Mukhopadhyay, B., Sarkar, A., & Tout, C. A., 2021, *MNRAS*, 500, 763
- Muslimov, A. G., Van Horn, H. M., & Wood, M. A., 1995, *ApJ*, 442, 758
- Oppenheimer, J. R., & Volkoff, G. M., 1939, *Physical Review*, 55, 374
- Otoniel, E., Franzon, B., Carvalho, G. A., Malheiro, M., Schramm, S., & Weber, F., 2019, *ApJ*, 879, 46
- Potekhin, A. Y., & Yakovlev, D. G., 2001, *A&A*, 374, 213
- Potekhin, A.Y., Chabrier, G., & Yakovlev, D.G., 2007, *Ap&SS*, 308, 353
- Potter, A. T., & Tout, C. A., 2010, *MNRAS*, 402, 1072
- Quentin, L. G., & Tout, C. A., 2018, *MNRAS*, 477, 2298
- Scalzo, R. A., et al., 2010, *ApJ*, 713, 1073
- Schatz, H., Bildsten, L., Cumming, A., Wiescher, M., 1999, *ApJ*, 524, 1014
- Schmidt, G.D., Harris, H.C., Liebert, J., Eisenstein, D.J., Anderson, S.F., Brinkmann, J., Hall, P.B., Harvanek, M., et al., 2003, *ApJ*, 595, 1101
- Shapiro, S.L., & Teukolsky, S.A., 1983, *Black Holes, White Dwarfs and Neutron Stars: The Physics of Compact Objects*, Wiley, New York
- Sinha, M., Mukhopadhyay, B., & Sedrakian, A., 2013, *Nucl. Phys. A*, 898, 43
- Solanki, S. K., 2003, *A&ARv*, 11, 153
- Subramanian, S., & Mukhopadhyay, B., 2015, *MNRAS*, 454, 752
- Tremblay, P.E., Fontaine, G., Freytag, B., Steiner, O., Ludwig, H.G., Steffen, M., Wedemeyer, S., & Brassard, P., 2015, *ApJ*, 812, 19
- Tutukov, A., & Yungelson, L., 1996, *MNRAS*, 280, 1035
- Valyavin, G., et al., 2014, *Nature*, 515, 88
- Vanlandingham, K. M., et al., 2005, *AJ*, 130, 734

- Vennes, S., Schmidt, G.D., Ferrario, L., Christian, D.J., Wickramasinghe, D.T., & Kawka, A., 2003, ApJ, 593, 1040
- Ventura, J., & Potekhin, A.Y., 2001, The Neutron Star - Black Hole Connection, Kluwer, Dordrecht
- Wendell, C. E., Van Horn, H. M., & Sargent, D., 1987, ApJ, 313, 284
- Yakovlev, D. G., & Urpin, V. A., 1980, Sov. Astron., 24, 303
- Yoon, S.-C., & Langer, N., 2004, A&A, 419, 623