

NOMA Power Minimization of Downlink Spectrum Slicing for eMBB and URLLC Users

Fabio Saggese
 Dept. of Information Engineering
 University of Pisa
 Pisa, Italy
 fabio.saggese@phd.unipi.it

Marco Moretti
 Dept. of Information Engineering
 University of Pisa
 Pisa, Italy
 marco.moretti@unipi.it

Petar Popovski
 Dept. of Electronic Systems
 Aalborg University
 Aalborg, Denmark
 petarp@es.aau.dk

Abstract—*Spectrum slicing of the shared radio resources is a critical task in 5G networks with heterogeneous services, through which each service gets performance guarantees. In this paper, we consider a setup in which a Base Station (BS) should serve two types of traffic in the downlink, enhanced mobile broadband (eMBB) and ultra-reliable low-latency communication (URLLC), respectively. Two resource allocation strategies are compared: non-orthogonal multiple access (NOMA) and orthogonal multiple access (OMA). A framework for power minimization is presented, in which the BS knows the channel state information (CSI) of the eMBB users only. Nevertheless, due to the resource sharing, it is shown that this knowledge can be used also to the benefit of the URLLC users. The numerical results show that NOMA leads to a lower power consumption compared to OMA for every simulation parameter under test.*

Index Terms—NOMA, RAN slicing, eMBB, URLLC, Power saving

I. INTRODUCTION

5G technology is conceived as a connectivity platform that is capable to support flexibly a plethora of services with heterogeneous requirements. To address the complexity of such a vast connectivity space, 5G has opted to define three generic service types: enhanced mobile broadband (eMBB), massive machine-type communications (mMTC), and ultra-reliable low-latency communications (URLLC). These generic types should not be seen as exclusive to a device or a service; there will be composite services that use any combination of the aforementioned generic service types.

In this context, *spectrum slicing* is a fundamental task in a 5G Radio Access Network (RAN): how to utilize a given chunk of spectrum to serve users with heterogeneous requirements. This terminology is motivated by the more general concept of *network slicing*: partitioning the physical network infrastructure in different end-to-end isolated virtual networks, i.e. *slices*, each one able to support a different service requirement for different use cases [1]. In that sense, we can also refer to spectrum slicing as RAN slicing.

The general problem of resource allocation for network slicing is discussed in [2]. Several prior works treated the problem of resource allocation algorithms to multiplex eMBB and URLLC services. In [3], the joint resource allocation problem for eMBB-URLLC slicing is addressed employing different puncturing models. The authors of [4] and [5]

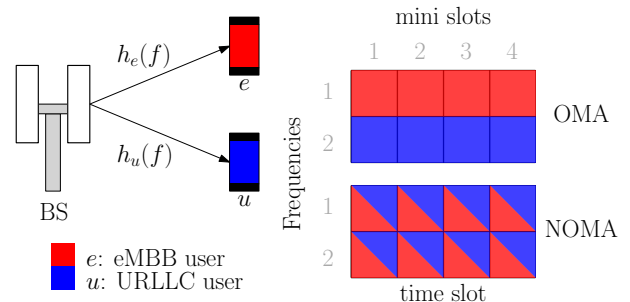


Fig. 1: An elementary example of the system model with available frequencies $F = 2$ and available mini-slots $M = 4$.

propose different deep reinforcement learning techniques to allocate the resource to the two services, employing orthogonal resources and pre-emption/puncturing, respectively. All these works consider the standard application of dynamic resources sharing between eMBB and URLLC, i.e. by means of puncturing or non-overlapping time/frequency resources [6]. However, in certain cases power domain non-orthogonal multiple access (NOMA) has shown the potential to outperform orthogonal multiple access (OMA) [7]. Spectrum slicing can be realized either by OMA or by NOMA, as introduced in the framework presented in [8]¹. The use of NOMA is also been investigated in [9] for URLLC devices with different latency requirements. In [10], a reinforcement learning algorithm decides whenever to use OMA or NOMA for dynamic multiplexing of eMBB-URLLC data streams, setting the transmission power based on the information about the channel gain.

In this paper, we employ NOMA to enforce spectrum slicing for downlink transmissions of eMBB and URLLC traffic to minimize the transmitted power. The complexity of the model arises due to the different characteristics of the two traffic types. The eMBB service aims to maximize the throughput, while its latency requirements are negligible. Differently from this, the URLLC service demands mission-critical, reliable

¹Note that the terms OMA and NOMA are commonly used to denote the sharing of wireless resources among services with the same type of requirement, e.g., rate maximization. In [8] the terms H-OMA (heterogeneous OMA) and H-NOMA (heterogeneous NOMA) are used to emphasize the heterogeneous requirements; here we will use NOMA and OMA without any risk of confusion.

communication, where a hard latency constraint must be fulfilled. Accurate channel state information (CSI) is not available for URLLC traffic, due to its intermittent nature and the stringent latency constraints, while it can be acquired for the eMBB device. Accordingly, we assume that instantaneous CSI is known at the BS only for the eMBB devices, while for the URLLC devices only statistical CSI is available. The different levels of knowledge of CSI impact the resource allocation, but it is not obvious to draw clear conclusions. Interestingly, it still turns out that, in non-orthogonal schemes, the URLLC users can benefit from the fact that the BS has a CSI of the eMBB users.

In particular, the problem we address here is exemplified in Fig. 1, which shows two users, one for each service, transmitting over a limited set of resources. Since the methods discussed here can be easily generalized to more crowded scenarios, our work is preliminary to more general analysis. Even in this simple scenario, the allocation problem depends on various parameters, which greatly complicate the solution of the slicing problem. Possessing only statistical CSI, the performances of the URLLC are formulated by means of the outage probability. Unfortunately, the closed-form expression of outage probability for transmissions on parallel channels is not known in the general case, while its approximations involve very complicated non-convex special functions [11]–[13]. Accordingly, after discussing in-depth the slicing problem, we propose a novel power allocation algorithm based on a pragmatism approach to compute the outage probability for URLLC users.

Eventually, numerical results show that our NOMA approach outperforms the more conventional OMA.

II. SYSTEM MODEL

We consider a downlink communication scenario where the base station (BS) transmits eMBB and URLLC traffics. To capture the nature of the dynamics of the slicing problem, our study is focused on a simplified scenario with only two users: an eMBB user e and a URLLC user u .

Following a 5G-like model, the available resources are organized in a time and frequency grid. The time axis is organized in time slots, each divided into M mini-slots collected in the set \mathcal{M} . Following the 5G NR standard [6], the eMBB traffic is allocated on a time slot basis and URLLC traffic on a mini-slot basis. We assume that channel coherence time is always greater than the duration of a single time slot. In the frequency domain, there are F orthogonal frequency resources (FR) collected in the set \mathcal{F} . We further denote as $\mathcal{F}_e \subseteq \mathcal{F}$ and $\mathcal{M}_e \subseteq \mathcal{M}$ the sets of frequency and temporal resources reserved to user e , and with $\mathcal{F}_u \subseteq \mathcal{F}$ and $\mathcal{M}_u \subseteq \mathcal{M}$ the sets of resources reserved to user u . The cardinality of these sets is F_e, M_e, F_u, M_u , respectively. While in a standard OMA configuration the resources are mutually exclusive, employing the NOMA paradigm the resource grid is shared between URLLC and eMBB, i.e. $\mathcal{F}_u \times \mathcal{M}_u = \mathcal{F}_e \times \mathcal{M}_e$.

The system performance is computed as a function of the overall transmitted power. The eMBB user is modeled as

transmitting with an overall spectral efficiency of r_e [bit/s/Hz] with the minimum possible transmitted power. The requirements for the URLLC user are formulated in terms of latency and reliability. In particular, we assume that a packet with spectral efficiency r_u [bit/Hz/s] must be delivered within T_u seconds with an outage probability lower than ϵ_u . The URLLC latency constraints are expressed as a function of the *edge delay*, i.e. the delay between the time at which the message arrives at the transmitter and the time at which the message is effectively transmitted, assuming that all other delay terms have already subtracted from T_u [14]. Without loss of generality, we define the tolerable latency in terms of the number of mini-slots. Hence, each packet should be correctly decoded by the receiver within latency l^{\max} . Only the mean large-scale fading gain Γ_u is known at the transmitter.

A. Signal model

We denote as n the number of symbols contained in a mini-slot. Due to the latency requirements, the length of each URLLC codeword is assumed to be equal to n , so each mini-slot contains a different codeword. On the other hand, a codeword of e may span multiple mini-slots, e.g. $L \leq M$, assuming that its duration is exactly a multiple of n . Let us consider a single resource (t, f) , i.e. a single mini-slot $t \in \mathcal{M}$, and a single FR $f \in \mathcal{F}$. Therefore, the vectors of transmitted symbols in a resource are denoted as $\mathbf{s}_u(t, f) = [s_u(1, f), \dots, s_u(n, f)]^T$ for u , and $\mathbf{s}_e(t, f) = [s_e((t-1)n+1, f), \dots, s_e(tn, f)]^T$ for e . We assume that the symbol vectors chosen follows $\mathbb{E}\{||\mathbf{s}_i(t, f)||^2\} = 1$, $i \in \{e, u\}$, $\mathbb{E}\{\mathbf{s}_e^H(t, f)\mathbf{s}_u(t, f)\} = 0$. The BS transmits both eMBB and URLLC data streams using superposition coding. The transmitted signal in a single resource (t, f) is:

$$\mathbf{x}(t, f) = \sqrt{P_e(t, f)}\mathbf{s}_e(t, f) + \sqrt{P_u(t, f)}\mathbf{s}_u(t, f) \quad (1)$$

where $P_e(t, f)$, $P_u(t, f)$ are the power coefficients used to transmit the symbols of e and u on resource (t, f) , respectively. It is worth noting that this formalization implies the possibility of the transmission of the data stream of a single user $i \in \{u, e\}$ in an OMA fashion, by imposing the other coefficient equal to 0.

On the receiver side, we can model the signal received by user $i \in \{e, u\}$ as

$$\mathbf{y}_i(t, f) = h_i(f)\mathbf{x}(t, f) + \mathbf{n}_i \quad (2)$$

where $h_i(f)$, $i \in \{e, u\}$, is the the channel gain, and specifically $h_e(f)$ is assumed known, while $h_u(f) \sim \mathcal{CN}(0, \Gamma_u)$; $\mathbf{n}_i \sim \mathcal{N}(0, \sigma_i^2 \mathbf{I}_n)$, $i \in \{e, u\}$, is the noise at the receiver. We denote the instantaneous normalized channel gain at the receiver as $i \in \{e, u\}$ as

$$\gamma_i(f) = \frac{|h_i(f)|^2}{\sigma_i^2}, \quad (3)$$

where it is worth noting that $\gamma_e(f)$ is a deterministic value and it is known, while $\gamma_u(f) \sim \text{Exp}(\rho_u)$, where $\rho_u = \mathbb{E}\{\gamma_u(f)\} = \Gamma_u/\sigma_u^2$ is the normalized average channel gain.

Employing NOMA, each user may implement successive interference cancellation (SIC) to cancel the data stream of the other user and recover its data stream with virtually no error. However, the cancellation of a user data stream depends on the reception of the whole codeword, but the eMBB codewords may span over multiple mini-slots. Thus, if the URLLC user waits for the reception of an entire e codeword, it risks violating its latency requirement. Therefore, we concentrate on a NOMA communication paradigm where SIC is employed only by the eMBB user, regardless of the quality of its channel.

B. Mutual information

Having considered a quasi-static fading channel, the channel dispersion is zero, and the description of the maximum available rate for short packets may be done in terms of outage capacity [15]–[17]. Accordingly, the mutual information of u data stream at receiver u is denoted as [13]

$$I_u = \sum_{t \in \mathcal{M}_u} \sum_{f \in \mathcal{F}_u} \log_2 \left(1 + \frac{\gamma_u(f)P_u(t, f)}{1 + \gamma_u(f)P_e(t, f)} \right), \quad (4)$$

the mutual information of u data stream at receiver e is denoted as

$$I_{u,e} = \sum_{t \in \mathcal{M}_u} \sum_{f \in \mathcal{F}_u} \log_2 \left(1 + \frac{\gamma_e(f)P_u(t, f)}{1 + \gamma_e(f)P_e(t, f)} \right), \quad (5)$$

and the mutual information of e data stream at receiver e after the SIC process is

$$I_e = \sum_{t \in \mathcal{M}_e} \sum_{f \in \mathcal{F}_e} \log_2 (1 + \gamma_e(f)P_e(t, f)). \quad (6)$$

C. Outage events

Following the mutual information formalization, we can define the outage events of both users.

eMBB outages: The data stream transmitted to e is incorrectly decoded if: a) the SIC process is not successful, or b) the data stream of e is erroneously decoded after the SIC.

a) SIC fails if $r_u > I_{u,e}$. The probability of this event, denoted as $\mathcal{O}_{u,e}$, is

$$P(\mathcal{O}_{u,e}) = \Pr\{I_{u,e} < r_u\}. \quad (7)$$

b) Assuming that SIC has been successful, the data stream of e is wrongly decoded if $r_e > I_e$. The probability of this event, denoted as \mathcal{O}_e

$$P(\mathcal{O}_e) = \Pr\{I_e < r_e\}. \quad (8)$$

It is important to note that the assumption of complete knowledge of the CSI for the eMBB user constrains both $P(\mathcal{O}_{u,e})$ and $P(\mathcal{O}_e)$ to be either 1 or 0.

URLLC outages: According to our model, the data stream intended for u is not successfully decoded if: a) the URLLC packet is wrongly decoded at receiver u , or b) the URLLC packet is not entirely received before the latency requirement l^{\max} .

a) A u packet is wrongly decoded if $r_u > I_u$. The probability of this event denoted as \mathcal{O}_u is

$$P(\mathcal{O}_u) = \Pr\{I_u \leq r_u\}, \quad (9)$$

In our case it must be $P(\mathcal{O}_u) \leq \epsilon_u$, i.e. $P(\mathcal{O}_u)$ needs to be smaller than the URLLC reliability constraint ϵ_u .

b) The latency requirement is violated if the transmission is not successful within l^{\max} mini-slots. Thus, the probability of this event, denoted as \mathcal{L} , can be computed as [17]

$$\begin{aligned} P(\mathcal{L}) &= \Pr\{I_u \leq r_u \cup \Delta_u + M_u > l^{\max}\} \\ &\leq \Pr\{I_u \leq r_u\} + \Pr\{M_u > l^{\max} - \Delta_u\} \\ &\leq \epsilon_u + \Pr\{M_u > l^{\max} - \Delta_u\}, \end{aligned} \quad (10)$$

where Δ_u is the number of mini-slots between the arrival and the first transmission of the URLLC packet. Hence, the latency constraint can be always satisfied choosing a reasonable value of M_u , such as

$$M_u \leq l^{\max} - \Delta_u, \quad (11)$$

provided that $P(\mathcal{O}_u)$ fulfills the reliability requirement.

III. POWER MINIMIZATION PROBLEM

In order to formulate the optimization process, we further denote with $P^{\text{tot}} = \sum_{t \in \mathcal{M}} \sum_{f \in \mathcal{F}} P_e(t, f) + P_u(t, f)$ the overall power spent, with \mathbf{P}_u the vector collecting all the URLLC power coefficients, and with \mathbf{P}_e the vector collecting all the eMBB power coefficients. Putting together the SIC (7) and the rate (8) requirements of the eMBB, and the reliability (9) requirement of the URLLC user the resource allocation process can be formalized as follows

$$\min_{\mathbf{P}_e, \mathbf{P}_u} P^{\text{tot}} \quad (12)$$

$$\text{s.t. } P(\mathcal{O}_e) = 0, \quad (12.a)$$

$$P(\mathcal{O}_{u,e}) = 0, \quad (12.b)$$

$$P(\mathcal{O}_u) \leq \epsilon_u, \quad (12.c)$$

$$\mathbf{P}_u \geq 0, \mathbf{P}_e \geq 0. \quad (12.d)$$

For the OMA case, we remark that the problem is almost identical, except that eq. (12.b) is substituted by a constraint on the orthogonality of resources. Problem (12) is not convex with respect to both power coefficients. Moreover, the evaluation of (12.c) is not known: only bound or approximations can be used, e.g. see [13]. Unfortunately, the approximations make use of non-convex special functions, hard to be optimized. In the following, we describe a simplified solution to the problem.

The general idea is to split the problem for e and then for u , and solve simpler convex problems: we minimize the eMBB power subject to constraint (12.a); we found the minimum URLLC power guaranteeing relation (12.b); we evaluate the URLLC power allocation constrained to (12.c). Having considered a single coherence time, the power analysis can be made assuming that $P_u(t, f)$ and $P_e(t, f)$ will not change on different mini-slots. Moreover, given (11), the time resources of URLLC transmissions are already defined. Thus, we can impose $P_i(t, f) = P_i(f)$, $\forall t \in \mathcal{M}_i$, $i \in \{e, u\}$.

A. eMBB requirements

For the eMBB traffic, we exploit the knowledge of the CSI to allocate the power satisfying a minimum rate requirement, i.e. guaranteeing a correct decoding process. Following the

definition (6), we can obtain the minimum power spent that guarantees that $P(\mathcal{O}_e) = 0$, solving the following problem

$$\begin{aligned} \min_{\mathbf{P}_e \geq 0} \quad & \sum_{f \in \mathcal{F}_e} P_e(f) \\ \text{s.t.} \quad & \frac{1}{F_e} \sum_{f \in \mathcal{F}_e} \log_2(1 + \gamma_e(f)P_e(f)) \geq \bar{r}_e. \end{aligned} \quad (13)$$

where $\bar{r}_e = r_e/M_e/F_e$ is the average target rate obtained when the informative bits are spread onto the resources available for e . The solution of problem (13) can be computed through the well-known water-filling approach, obtaining the desired power coefficients \mathbf{P}_e .

The decoding process relies on successful interference cancellation, which now depends only on the URLLC power coefficients. Hence, employing (5) and (7), we can obtain the minimum power to guarantee that $P(\mathcal{O}_{u,e}) = 0$ by solving the following problem

$$\begin{aligned} \min_{\mathbf{P}_u \geq 0} \quad & \sum_{f \in \mathcal{F}_u} P_u(f) \\ \text{s.t.} \quad & \frac{1}{F_u} \sum_{f \in \mathcal{F}_u} \log_2 \left(1 + \frac{\gamma_e(f)P_u(f)}{1 + \gamma_e(f)P_e(f)} \right) \geq \bar{r}_u. \end{aligned} \quad (14)$$

where $\bar{r}_u = r_u/M_u/F_u$ is the spectral efficiency obtained when the informative bits are spread onto the resources available for u . Also in this case, a water-filling approach is employed to obtain the solution, labeled as $\mathbf{P}_u^{\text{SIC}}$ to highlight that this is the minimum power needed for the SIC constraint. Therefore, the requirements of the eMBB traffic are satisfied if power coefficients \mathbf{P}_e , and $\mathbf{P}_u^{\text{SIC}}$ are used for the transmission of e and u data streams, respectively.

B. URLLC requirements

For the URLLC user, having solved the latency requirement with (11), we only need to focus on the reliability problem. Thus, (9) can be rewritten as

$$\Pr \left\{ \frac{1}{F_u} \sum_{f \in \mathcal{F}_u} \log_2 \left(1 + \frac{\gamma_u(f)P_u(f)}{1 + \gamma_u(f)P_e(f)} \right) \leq \bar{r}_u \right\} \leq \epsilon_u. \quad (15)$$

In the case of a single frequency resource, i.e. $F_u = 1$, the solution of (15) is known [18], but for $F_u > 1$, a closed form solution does not exist. An empirical approach to evaluate (15) regardless of the number of frequency resources involved is outlined in the following Section. Moreover, two algorithms able to solve the allocation problem based on the evaluation of (15) are proposed.

IV. SIMPLIFIED SOLUTIONS FOR URLLC POWER ALLOCATION

The outage probability (15) depends on r_u , ρ_u , F_u , \mathbf{P}_e and \mathbf{P}_u . In theory, we can tabulate the outage probability as a function of these parameters. However, the variation of each element of \mathbf{P}_e and \mathbf{P}_u cannot be done in practice due to the huge number of trials to be done. Thus, we tabulate the outage, assuming the same P_u and P_e are used for all

the considered FRs. Let us denote as $\hat{\mathcal{O}}_u(P_u, P_e, \rho_u, F_u, r_u)$ the Monte Carlo estimation of the outage probability $P(\mathcal{O}_u)$ when $P_u(f) = P_u$ and $P_e(f) = P_e$ for every $f \in \mathcal{F}_u$. In the following proposed algorithms, we use this table to solve the URLLC power allocation problem.

A. Feasible algorithm

Let us now consider to have computed the eMBB power coefficients $P_e(f)$ through solution of (13). Given ρ_u , r_u and F_u , we select the resource of the worst interference seen, i.e. $f^* = \arg \max_f P_e(f)$. Then, we extract from table $\hat{\mathcal{O}}_u$ the minimum P_u that guarantees $\hat{\mathcal{O}}_u(P_u, P_e(f^*), \rho_u, F_u, r_u) \leq \epsilon_u$. In other words, we extract the URLLC power assuming that all channels experience the strongest interference. Finally, we set:

$$P_u^*(f) = \max \{P_u, P_u^{\text{SIC}}(f)\}, \quad \forall f \in \mathcal{F}_u. \quad (16)$$

In the following, we prove that the algorithm summarized in Table 1 provides a feasible solution to the power allocation problem (12).

Proposition 1. *Algorithm 1 guarantees both URLLC reliability requirement (9) and eMBB SIC requirement (7).*

Proof. Power coefficient P_u is the minimum power ensuring $\hat{\mathcal{O}}_u(P_u, P_e(f^*), \rho_u, F_u, r_u) \leq \epsilon_u$. In other words, a transmission employing power coefficients P_u and interference coefficients $P_e(f^*) \geq P_e(f)$, $\forall f \in \mathcal{F}_u$ has outage probability $P(\mathcal{O}_u) \leq \epsilon_u$. Thus, the actual mutual information evaluated with the same power coefficients \mathbf{P}_u but smaller (or equal) interference coefficients \mathbf{P}_e can only be greater (or equal). Therefore, the actual outage probability (9) can be only lower (or equal), satisfying the reliability constraint. Furthermore, operator (16) assures that the power coefficient is increased to meet the minimum power needed for the SIC, if needed. Again, this operation can only increase the mutual information (4), satisfying at the same time the SIC requirement. \square

Algorithm 1: Feasible algorithm (N-fea)

- 1 **Initialize:** Having populated the table $\hat{\mathcal{O}}_u(P_u, P_e, \rho_u, F_u, r_u)$;
 - 2 Compute \mathbf{P}_e solving (13) through water-filling approach;
 - 3 Compute $\mathbf{P}_u^{\text{SIC}}$ solving (14) through water-filling approach;
 - 4 $f^* = \arg \max_f P_e(f)$;
 - 5 $P_u = \min\{P_u \mid \hat{\mathcal{O}}_u(P_u, P_e(f^*), \rho_u, F_u, r_u) \leq \epsilon_u\}$;
 - 6 **for** $f \in \mathcal{F}_u$ **do**
 - 7 $P_u^*(f) = \max\{P_u, P_u^{\text{SIC}}(f)\}$;
 - 8 **Output:** \mathbf{P}_u^*
-

B. Heuristic algorithm

The feasible algorithm is sub-optimal in terms of power spent, considering that we constraint all channels to act as the worst one. To overcome this limitation, we propose a different heuristic approach. Given ρ_u , r_u and F_u , we perform the allocation per FR: we extract from table $\hat{\mathcal{O}}_u$ the minimum $P_u(f)$ that guarantees $\hat{\mathcal{O}}_u(P_u(f), P_e(f), \rho_u, F_u, r_u) \leq \epsilon_u$. In other words, we deploy the power for channel $f \in \mathcal{F}_u$

assuming that all other channels have inference power $P_e(f)$. Finally, for each FR, we set:

$$P_u^*(f) = \max \{P_u(f), P_u^{\text{SIC}}(f)\}, \quad \forall f \in \mathcal{F}_u. \quad (17)$$

Even if this scheme is still sub-optimal, it saves power with respect to the previous algorithm. Note that there is no theoretical guarantee that this heuristic will satisfy the reliability constraint. However, experimental results will show that using this scheme the reliability constraint is always verified for the parameters of interest.

Algorithm 2: Heuristic algorithm (N-heu)

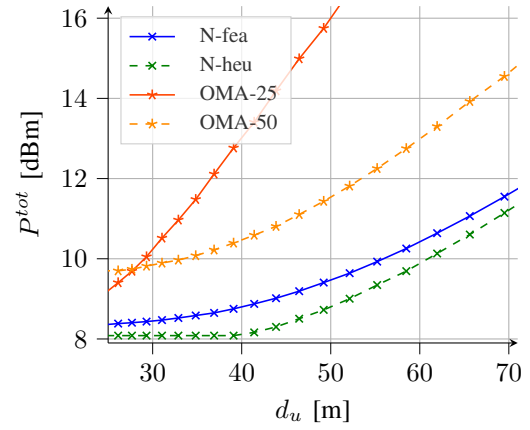
- 1 **Initialize:** Having populated the table $\hat{O}_u(P_u, P_e, \rho_u, F_u, r_u)$;
 - 2 Compute \mathbf{P}_e solving (13) through water-filling approach;
 - 3 Compute $\mathbf{P}_u^{\text{SIC}}$ solving (14) through water-filling approach;
 - 4 **for** $f \in \mathcal{F}_u$ **do**
 - 5 $P_u(f) = \min\{P_u(f) \mid \hat{O}_u(P_u(f), P_e(f), \rho_u, F_u, r_u) \leq \epsilon_u\}$;
 - 6 $P_u^*(f) = \max\{P_u(f), P_u^{\text{SIC}}(f)\}$;
 - 7 **Output:** \mathbf{P}_u^*
-

V. NUMERICAL SIMULATIONS

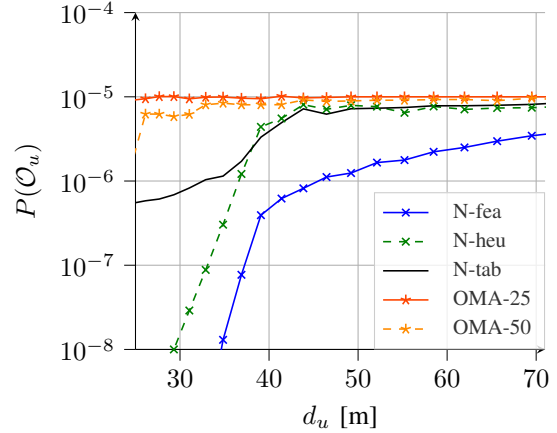
In this section, a comparison in terms of power consumption of using NOMA and OMA for eMBB and URLLC traffics is presented.

Increasing the number of mini-slots linearly reduce the average target rate on each resources, while increasing the number of frequency resources gives a not negligible diversity gain. Thus, without loss of generality, we consider a resource grid formed by a single mini-slot $M = 1$ and $F = 12$ FRs. Furthermore, we set $r_u = 1$ and $r_e = 6$ bit/s/Hz; the noise power of both user is $\sigma_i^2 = -92$ dBm; the reliability requirement is set as $\epsilon_u = 10^{-5}$. Each instance of simulation is made placing the users in a cell of 100 m of radius and computing the power consumption. The positioning of the two users is made as follows: the URLLC user u is placed at a fixed distance d_u [m] from the BS; the eMBB user is then randomly positioned following a uniform distribution in the cell. Then, we compute the path loss assuming no shadowing and setting the sum of antenna gains to 17.15 dB and the path loss exponent to 4. Finally, the results are averaged for all the different positions of the eMBB user.

With respect to the OMA paradigm, we apply the same procedure described for NOMA taking into account the few differences between the two schemes. Firstly, we ignore the SIC requirement, which is a trait of the NOMA only, i.e. we set $P_u^{\text{SIC}}(f) = 0, \forall f \in \mathcal{F}_u$. Then, we remark that, for OMA allocation, Algorithms 1 and 2 give the same results. Indeed, the interference power coefficient of e user is zero for every resources given to u , i.e. $P_e(f) = 0, \forall f \in \mathcal{F}_u$. Before comparing with NOMA, we studied the performance of OMA reserving various percentages of resources to the URLLC. For this setting, we found that the best performances of OMA are attained in two cases: a) reserving 50% of the resources to URLLC for farther users, and b) reserving 25% of the resources for URLLC, for closer users. We label the result



(a) Total power spent.



(b) Tabulated and estimated outage.

Fig. 2: Average results obtained as a function of URLLC distance d_u .

of a) as OMA-50 and the results of b) as OMA-25. In the case of NOMA, we show the results for both Algorithms 1 and 2, labeled as N-fea and N-heu, respectively.

Fig. 2a shows the total power spent P^{tot} as a function of d_u , while the corresponding estimated $P(\mathcal{O}_u)$ is presented in Fig. 2b. $P(\mathcal{O}_u)$ is evaluated by Monte Carlo simulation keeping fixed the allocated power coefficients of each instance while the channel gains of u are randomly generated with the corresponding path loss given by the distance d_u . Moreover, the tabulated outage N-tab for the NOMA paradigm used for the evaluation of power is also plotted in Fig. 2b, to show the difference between the tabulated and estimated outage in the NOMA case. The tabulated outage for the OMA case is not presented because identical to the estimated one. We can see that NOMA assures a lower power consumption with respect to the OMA paradigms, guaranteeing at the same time the reliability requirement. As already stated, the percentage of resources to use in case OMA depends on d_u . In particular, OMA-25 obtain better performance if $d_u < 29$ m, while better performance is given by OMA-50 for the other distances presented.

TABLE I: Average eMBB power spent in dBm.

NOMA	OMA-25	OMA-50
7.02	7.90	9.50

To fully understand these results, we present in Table I the average value of the total power spent for the eMBB user, which does not depend on d_u . The pre-allocation of resources leads to an increase in power: more resources are reserved for URLLC only, more power must be allocated to the eMBB to compensate for the frequency diversity gain loss. In Fig. 3 we show the power spent for the URLLC user, i.e. $P_u^{\text{tot}} = \sum_{f \in \mathcal{F}_u} P_u(f)$. In particular, we show: the results of N-fea and N-heu before the application max operator in (16) and (17); the average minimum power needed to satisfy the SIC requirement, labeled as N-SIC; the power spent for the OMA allocations. Unsurprisingly, the power spent decreases with the increase of resources reserved for the URLLC. We can clearly see that the power consumption of N-heu is lower than the OMA when $d_u \geq 45$ m. However, for $d_u \leq 40$ m the power needed by the SIC limits the power consumption for N-heu.

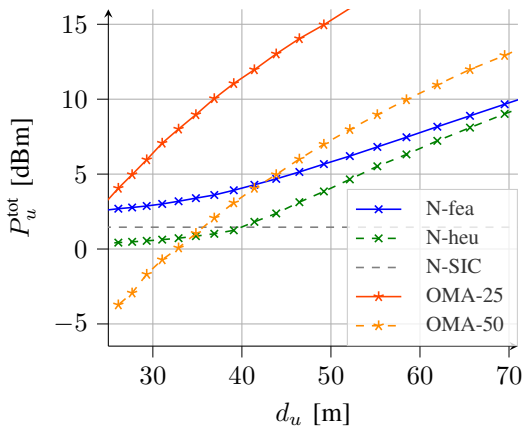


Fig. 3: Average URLLC power spent as a function of the distance d_u .

VI. CONCLUSIONS

In this paper, the comparison in terms of power consumption for OMA and NOMA paradigms applied on eMBB and URLLC users is studied. Our model assumes a perfect CSI knowledge for the eMBB user and a statistical CSI knowledge of the URLLC user. Under these assumptions, the general power allocation process of both traffics can be split into several sub-problems. Using the knowledge of the eMBB CSI, we provide a practical solution for the minimum power coefficients. Numerical results prove that the NOMA approach assures a lower power consumption with respect to the OMA paradigm, guaranteeing at the same time the minimum requirements of both users.

REFERENCES

- [1] H. Zhang, N. Liu, X. Chu, K. Long, A. H. Aghvami, and V. C. M. Leung, "Network slicing based 5G and future mobile networks: Mobility, resource management, and challenges," *IEEE Commun. Mag.*, vol. 55, no. 8, pp. 138–145, 2017.
- [2] S. D'Oro, F. Restuccia, A. Talamonti, and T. Melodia, "The slice is served: Enforcing radio access network slicing in virtualized 5g systems," in *IEEE INFOCOM 2019 - IEEE Conference on Computer Communications*, 2019, pp. 442–450.
- [3] A. Anand, G. de Veciana, and S. Shakkottai, "Joint scheduling of urllc and embb traffic in 5g wireless networks," *IEEE/ACM Trans. Netw.*, vol. 28, no. 2, pp. 477–490, 2020.
- [4] M. Elsayed and M. Erol-Kantarci, "AI-Enabled Radio Resource Allocation in 5G for URLLC and eMBB Users," in *2019 IEEE 2nd 5G World Forum (5GWF)*, 2019, pp. 590–595.
- [5] M. Alsenwi, N. H. Tran, M. Bennis, S. R. Pandey, A. K. Bairagi, and C. S. Hong, "Intelligent resource slicing for eMBB and URLLC coexistence in 5G and beyond: A deep reinforcement learning based approach," *IEEE Trans. Wireless Commun.*, pp. 1–1, 2021.
- [6] 3GPP, "Study on New Radio (NR) access technology," 3rd Generation Partnership Project (3GPP), Technical Report (TR) 38.912, 05 2017, version 14.0.0.
- [7] P. Xu, Z. Ding, X. Dai, and H. V. Poor, "NOMA: an information theoretic perspective," *CoRR*, vol. abs/1504.07751, 2015.
- [8] P. Popovski, K. F. Trillingsgaard, O. Simeone, and G. Durisi, "5G wireless network slicing for eMBB, URLLC, and mMTC: A communication-theoretic view," *IEEE Access*, vol. 6, pp. 55 765–55 779, 2018.
- [9] A. E. Kalør and P. Popovski, "Ultra-reliable communication for services with heterogeneous latency requirements," in *2019 IEEE Globecom Workshops (GC Wkshps)*, 2019, pp. 1–6.
- [10] Y. Li, C. Hu, J. Wang, and M. Xu, "Optimization of URLLC and eMBB multiplexing via deep reinforcement learning," in *2019 IEEE/CIC International Conference on Communications Workshops in China (ICCC Workshops)*, 2019, pp. 245–250.
- [11] B. Bai, W. Chen, K. B. Letaief, and Z. Cao, "Outage exponent: A unified performance metric for parallel fading channels," *IEEE Trans. Inf. Theory*, vol. 59, no. 3, pp. 1657–1677, 2013.
- [12] J. P. Coon, D. E. Simmons, and M. D. Renzo, "Approximating the outage probability of parallel fading channels," *IEEE Commun. Lett.*, vol. 19, no. 12, pp. 2190–2193, 2015.
- [13] S. Li, M. Derakhshani, S. Lambotharan, and L. Hanzo, "Outage probability analysis for the multi-carrier NOMA downlink relying on statistical CSI," *IEEE Trans. Commun.*, vol. 68, no. 6, pp. 3572–3587, 2020.
- [14] C. She, C. Yang, and T. Q. S. Quek, "Radio resource management for Ultra-Reliable and Low-Latency Communications," *IEEE Commun. Mag.*, vol. 55, no. 6, pp. 72–78, 2017.
- [15] Y. Polyanskiy, H. V. Poor, and S. Verdú, "Channel coding rate in the finite blocklength regime," *IEEE Trans. Inf. Theory*, vol. 56, no. 5, pp. 2307–2359, 2010.
- [16] W. Yang, G. Durisi, T. Koch, and Y. Polyanskiy, "Quasi-static multiple-antenna fading channels at finite blocklength," *IEEE Trans. Inf. Theory*, vol. 60, no. 7, pp. 4232–4265, 2014.
- [17] G. Durisi, T. Koch, and P. Popovski, "Toward massive, ultra reliable, and low-latency wireless communication with short packets," *Proc. IEEE*, vol. 104, no. 9, pp. 1711–1726, 2016.
- [18] X. Wang, J. Wang, L. He, and J. Song, "Outage analysis for downlink NOMA with statistical channel state information," *IEEE Wireless Commun. Lett.*, vol. 7, no. 2, pp. 142–145, 2018.