

# Warning Signs for Non-Markovian Bifurcations: Color Blindness and Scaling Laws

Christian Kuehn<sup>1,2</sup>, Kerstin Lux<sup>1</sup>, and Alexandra Neamțu<sup>3</sup>

<sup>1</sup>Technical University of Munich, Department of Mathematics,  
Boltzmannstr. 3, 85748 Garching b. München, Germany

<sup>2</sup>Complexity Science Hub Vienna, Josefstädter Str. 39, 1080 Vienna,  
Austria

<sup>3</sup>University of Konstanz, Department of Mathematics and Statistics,  
Universitätsstr. 10, 78464 Konstanz, Germany

June 17, 2021

## Abstract

Warning signs for tipping points (or critical transitions) have been very actively studied. Although the theory has been applied successfully in models and in experiments, for many complex systems, e.g., for tipping in climate systems, there are ongoing debates, when warning signs can be extracted from data. In this work, we provide an explanation, why these difficulties occur, and we significantly advance the general theory of warning signs for nonlinear stochastic dynamics. A key scenario deals with stochastic systems approaching a bifurcation point dynamically upon slow parameter variation. The stochastic fluctuations are generically able to probe the dynamics near a deterministic attractor to detect critical slowing down. Using scaling laws, one can then anticipate the distance to a bifurcation. Previous warning signs results assume that the noise is Markovian, most often even white. Here we study warning signs for non-Markovian systems including colored noise and  $\alpha$ -regular Volterra processes (of which fractional Brownian motion and the Rosenblatt process are special cases). We prove that early-warning scaling

laws can disappear completely or drastically change their exponent based upon the parameters controlling the noise process. This provides a clear explanation, why applying standard warning signs results to reduced models of complex systems may not agree with data-driven studies. We demonstrate our results numerically in the context of a box model of the Atlantic Meridional Overturning Circulation (AMOC).

**Introduction.** Predicting drastic, sudden, and large changes in dynamics, so-called tipping points or critical transitions, is a major challenge across all sciences [33, 34, 20]. Recent results have successfully employed warning signs in cases ranging from small-scale experimental results [14] to large-scale data analysis [8]. The most common framework to extract warning signs is to exploit critical slowing down near bifurcations [27, 39], i.e., a reduced return rate to a steady state (or a more complicated attractor) upon approaching the bifurcation point under parameter variation. Although it is sometimes possible to detect critical slowing down directly in experiments [31], in many cases this is impossible, e.g., in climate dynamics [30], social networks [29] or for ecosystems [19]. Yet, using noise in measurements, one indirectly detects critical slowing down as growing variance and/or autocorrelation fluctuations [39, 7]. There is a well-developed mathematical theory supporting this approach [28, 1]. However, for many complex systems one finds debates, whether warning signs can be extracted from certain observables. A representative example are the Dansgaard-Oeschger (DO) events in the Atlantic Meridional Overturning Circulation (AMOC), where arguments for and against the existence of warning signs in time series data have been put forward [11, 13]. Similar discussions can be found in the context of complex ecological systems [6].

It is crucial to note that previous arguments relied upon several assumptions. First, one assumes that the complex system can be reduced, i.e., one postulates the existence of a closed dynamical system, where remaining degrees of freedom are addressed by considering stochastic terms [17]. Second, the noise in the system is assumed to be white in time [22, 23, 18], e.g., allowing for the use of classical fluctuation-dissipation theorems [26, 13]. From a physical perspective, a crucial point is disregarded. Although many complex systems observables certainly satisfy reduced stochastic systems, it is expected that white noise models can fall short of capturing the remaining degrees of freedom. This is a known insight, e.g., from the abstract Mori-Zwanzig [32, 40, 10, 21] reduction framework as well as concrete techniques to reduce large-scale stochastic dynamical systems [25, 16]. For example,

in the AMOC, it is physically evident that small-scale box models for observables do not take into effects of long-term historic fluctuations induced by sea ice if one uses white noise [12]. And neither do most models for ecological observables take into account historical climate fluctuations leading to pattern formation in the landscape.

This makes it evident, why one has to study warning signs for history-dependent non-Markovian processes, which is the main contribution of this work. Since it is often difficult to decide from data, which type of memory is present, we analyze various time-correlated noise processes. We provide a general theory calculating scaling laws near bifurcations for colored noise and for  $\alpha$ -regular Volterra processes (of which fractional Brownian motion and the Rosenblatt process are special cases). We find that classical variance scaling laws for white noise change drastically for non-Markovian cases, or even disappear completely. We provide a detailed dependence of the warning signs upon the history-dependent parameters such as correlation time,  $\alpha$ -regularity, and self-similarity. We demonstrate our results numerically for the Stommel-Cessi model of the AMOC [35, 9], which provides a natural explanation, why no agreement on predicting DO events from data via warning signs is available [11, 13].

**Background Theory.** We briefly describe the background of warning signs for bifurcation-induced critical transitions. Consider a single macroscopic observable  $x = x(t)$  together with a slowly-driven variable  $y = y(t)$  within the standard form of a fast-slow system [27, 28]

$$\begin{aligned} \frac{dx}{dt} &=: x' = f(x, y, \varepsilon), \\ \frac{dy}{dt} &=: y' = \varepsilon g(x, y, \varepsilon), \end{aligned} \tag{1}$$

where  $f, g : \mathbb{R}^2 \times [0, \varepsilon_0] \rightarrow \mathbb{R}$  for some small  $\varepsilon_0 > 0$  are smooth maps, and  $\varepsilon > 0$  is a small parameter. For  $\varepsilon = 0$  in (1), one obtains the fast subsystem

$$x' = f(x, y, 0), \quad y' = 0, \tag{2}$$

where  $y$  can be viewed as a parameter. The steady states of (2) form the critical manifold  $\mathcal{C}_0 := \{(x, y) \in \mathbb{R}^2 : f(x, y, 0) = 0\}$ . A subset  $\mathcal{S}_0 \subset \mathcal{C}_0$  is called normally hyperbolic if  $\partial_x f(p, 0) \neq 0$  for all  $p \in \mathcal{S}_0$ . It is called attracting (resp. repelling) if  $\partial_x f(p, 0) < 0$  (resp.  $\partial_x f(p, 0) > 0$ ) for all  $p \in \mathcal{S}_0$ . The critical manifold is also the

domain of the slow subsystem

$$0 = f(x, y, 0), \quad \frac{dy}{ds} =: \dot{y} = g(x, y, 0), \quad (3)$$

which is obtained from (1) by a time re-scaling  $s = \varepsilon t$  and then considering the singular limit  $\varepsilon = 0$ . A natural way to model and study bifurcation-induced critical transitions is to select various normal forms for the fast subsystem. The classical codimension-one example is the fold with  $f_{\text{lp}}(x, y) = x^2 + y$ . For the fast subsystem, a fold occurs at  $(x, y) = (0, 0)$ , where two steady states  $x_* = \pm\sqrt{-y}$  collide and annihilate. Assuming symmetry or existence of a trivial branch of solutions, other important codimension-one normal forms are the transcritical bifurcation  $f_{\text{tc}}(x, y) = x(x + y)$  and the (subcritical) pitchfork bifurcation  $f_{\text{pf}}(x, y) = x(y + x^2)$ . For the full fast-slow system with  $0 < \varepsilon \ll 1$ , the fold, transcritical and subcritical pitchfork can all induce critical transitions upon variation of  $y$  through the bifurcation point at  $y = 0$ . For example, consider  $f = f_{\text{pf}}, g = 1$ , and take  $(x(0), y(0)) = (x_0, y_0)$  with  $x_0 \approx 0, x_0 \neq 0$ , and  $y_0 < 0$ . Then a trajectory gets attracted quickly to an  $\mathcal{O}(\varepsilon)$ -neighbourhood of the normally hyperbolic attracting part of the critical manifold  $\mathcal{C}_{0,\text{pf}}^{\text{a}} = \{x = 0, y < 0\}$ . However, the manifold  $\mathcal{C}_{0,\text{pf}}^{\text{r}} = \{x = 0, y > 0\}$  is normally hyperbolic repelling and there are no attractors of the fast subsystem  $x' = x(y + x^2)$  for  $y > 0$  so that the trajectory makes a large excursion after departing from the region  $\{x \approx 0\}$ . Similar considerations apply to the fold and transcritical fast-slow bifurcations. These bifurcations exhibit critical slowing down. Considering the attracting manifolds below the bifurcation denoted by  $\mathcal{C}_0^{\text{a}}$ , local stability decreases as  $y \nearrow 0$  since

$$\partial_x f_{\text{pf}}|_{\mathcal{C}_0^{\text{a}}} = y, \quad \partial_x f_{\text{tc}}|_{\mathcal{C}_0^{\text{a}}} = y, \quad \partial_x f_{\text{lp}}|_{\mathcal{C}_0^{\text{a}}} = -2\sqrt{-y}. \quad (4)$$

**White noise.** The above theory extends to stochastic fast-slow systems. For small noise,  $0 < \sigma \ll 1$ , the noise picks up a warning sign of the bifurcation induced by critical slowing down. Indeed, consider the stochastic fast-slow system [5]

$$x' = f(x, y, \varepsilon) + \sigma \frac{dW}{dt}, \quad y' = \varepsilon, \quad (5)$$

where  $0 < \sigma \ll 1$ ,  $W = W(t)$  is a standard Brownian motion, and  $f : \mathbb{R} \times \mathbb{R} \rightarrow \mathbb{R}$  is again a suitable normal form. The attracting part of the critical manifold  $\mathcal{C}_0^{\text{a}}$  is given

by a graph  $\{x = h_0^a(y)\}$ . By solving the slow dynamics of (5), linearizing around a trajectory lying inside the attracting critical manifold, and changing to the slow time scale, we get

$$\varepsilon \dot{X} = \partial_x f(h_0^a(s), s)X + \sigma \sqrt{\varepsilon} \frac{dW}{ds}.$$

$X$  is a non-autonomous Ornstein-Uhlenbeck (OU) process. Its variance satisfies the Lyapunov ODE [5, 28]

$$\varepsilon \dot{V} = 2\partial_x f(h_0^a(y), y)V + \sigma^2.$$

This fast-slow system (where the time variable  $s$  and the slow variable  $y$  in this non-autonomous system can be used interchangeably) has a normally hyperbolic attracting critical manifold given by

$$\mathcal{V}_0 = \left\{ V = -\frac{\sigma^2}{2\partial_x f(h_0^a(y), y)} =: H_0(y) \right\}.$$

The adiabatic time-asymptotic variance  $\lim_{t \rightarrow \infty} V(t) =: V_\infty$  can be calculated to leading-order as  $V_\infty = H_0(y)$ . Since  $\partial_x f(h_0^a(y), y)$  vanishes at the bifurcation points discussed above, we obtain the variance divergence rates

$$V_{\infty, \text{pf}}(y) = \mathcal{O}(y^{-1}) = V_{\infty, \text{tc}}(y), \quad V_{\infty, \text{lp}}(y) = \mathcal{O}(|y|^{-1/2}), \quad (6)$$

as  $y \nearrow 0$  along the attracting part of the critical manifold. Hence, increasing fluctuations provide an early warning sign. The exponents of the divergence can be viewed as universal critical exponents for the respective fast-slow stochastic normal forms.

**Non-Markovian/Non-White Noise.** Next, we show that warning sign theory has highly non-trivial practical extensions to time-correlated noise processes. This theory is of paramount importance as warning signs can be misinterpreted. For multiplicative noise any behaviour is possible, yet it is mathematically non-generic at a single point. Hence, we focus on time-correlated additive noise. We start with *colored noise*  $B = B_t$ . Consider the fast-slow ODEs [4]

$$\begin{aligned} x' &= f(x, y, \varepsilon) + \sigma B'_t, \\ B' &= -\frac{1}{\tau} B + W'_t, \\ y' &= \varepsilon, \end{aligned} \quad (7)$$

where  $\tau > 0$  is the correlation time of the noise. Using linearization along an attracting critical manifold we get

$$\begin{pmatrix} \varepsilon \dot{\xi} \\ \dot{B} \end{pmatrix} = \underbrace{\begin{pmatrix} a(y) & \frac{-\sigma}{\tau} \\ 0 & \frac{-1}{\tau} \end{pmatrix}}_{=A} \begin{pmatrix} \xi \\ B \end{pmatrix} + \underbrace{\begin{pmatrix} \sigma \\ 1 \end{pmatrix}}_{=D} \dot{W}_s. \quad (8)$$

where  $a(y) = \partial_x f(h_0^a(y), y)$ . The covariance  $\text{Cov}_\infty$  solves to leading-order the matrix Lyapunov equation  $0 = A\text{Cov}_\infty + \text{Cov}_\infty A^\top + DD^\top$ . Direct algebra yields

$$\text{Cov}_\infty = \begin{pmatrix} \frac{\sigma^2}{2(1/\tau + |a(y)|)} & \frac{\sigma}{2(1/\tau + |a(y)|)} \\ \frac{\sigma}{2(1/\tau + |a(y)|)} & \tau/2 \end{pmatrix}.$$

The variance component of the main observable  $x$  gives

$$\lim_{y \nearrow 0} V_\infty = \frac{\sigma^2}{2(1/\tau + |a(0)|)} = \frac{\sigma^2 \tau}{2}. \quad (9)$$

Fluctuations do not grow as we approach the bifurcation as long as  $\tau$  does not dominate  $\lim_{y \nearrow 0} |a(y)|$ , i.e., as long as  $\tau$  is fixed. Hence, noise modelled by a time-correlated OU process can make us “*color blind*” in the sense of warning signs.

Another natural non-Markovian option is to consider general  $\alpha$ -regular Volterra processes  $(U_t^\alpha)_{t \geq 0}$  [38], where the parameter  $\alpha \in (0, 1/2)$ , indicates the time correlation. The covariance of such processes is given by

$$\mathbb{E}[U_t^\alpha U_s^\alpha] = \int_0^{\min\{s,t\}} K(t,r)K(s,r) \, dr,$$

for a kernel  $K : \mathbb{R}^2 \rightarrow \mathbb{R}$  such that  $|\partial_t K(t,r)| \lesssim (t-r)^{\alpha-1}$  for  $\{r < t\}$ . Using the covariance function, one computes  $\mathbb{E}(U_t^\alpha - U_s^\alpha)^2 = c_\alpha(t-s)^{1+2\alpha}$ , for an  $\alpha$ -dependent positive constant  $c_\alpha$ . Next, we compute a linearized fast-slow process for the variance, except that it is now nonlocal and given by

$$\begin{aligned} \varepsilon V'(y) &= 2a(y)V(y) + 2\sigma^2 c_\alpha \cdot \\ &\cdot \int_0^y \frac{1}{\varepsilon^{2\alpha}} e^{\gamma(y,u)} (y-u)^{2\alpha-1} \, du, \end{aligned}$$

where  $\gamma(y, u) := \int_u^y a(r) dr$ . Using the substitution  $t = \frac{y-u}{\varepsilon}$  and computing gives

$$\begin{aligned} \int_0^y \frac{1}{\varepsilon^{2\alpha}} e^{\gamma(y,u)/\varepsilon} (y-u)^{2\alpha-1} du &\xrightarrow{\varepsilon \rightarrow 0} \int_0^\infty e^{a(y)t} t^{2\alpha-1} dt \\ &= \frac{1}{|a(y)|^{2\alpha}} \Gamma(2\alpha). \end{aligned}$$

Consequently, the limiting procedure as  $\varepsilon \rightarrow 0$  shows that the fast subsystem stationary variance in the regime before the bifurcation is given to leading-order by

$$V_\infty = \frac{\sigma^2}{|a(y)|^{2\alpha+1}} c_\alpha \Gamma(2\alpha), \quad (10)$$

where  $\Gamma(\cdot)$  is the Gamma-function. Here, we do have an early-warning sign as the variance does grow as  $y \nearrow 0$ . Yet, there is a whole *continuum of universal critical exponents*. The multitude of exponents can lead to practical misinterpretations for  $\alpha$ -regular Volterra processes. For example, if  $a(y) = -2\sqrt{-y}$  as in the fold, the variance diverges as  $\mathcal{O}(y^{-(\alpha+1/2)})$ . In combination with the assumption that there is a white noise, one may interpret the upcoming bifurcation as a pitchfork or transcritical bifurcation if  $\alpha = 1/2$ . This can be extremely dangerous as, e.g., supercritical pitchfork bifurcations do not induce a drastic jump but a fold does.

There are several important examples for  $\alpha$ -regular Volterra processes. The most famous one is fractional Brownian motion

$$B_t^{\mathcal{H}} = c(\mathcal{H}) \int_{\mathbb{R}} \int_0^t (r-s)_+^{\mathcal{H}-3/2} dr dW_s$$

with Hurst index  $\mathcal{H} \in (1/2, 1)$ , where  $c(\mathcal{H})$  is a  $\mathcal{H}$ -dependent positive constant, which ensures that  $\mathbb{E}(B_1^{\mathcal{H}})^2 = 1$ . The previous computation holds for  $\mathcal{H} := \alpha + 1/2$  (see also [15]). Another example is the Rosenblatt process (see [36]), which is a non-Gaussian processes with stationary increments and the same covariance as fractional

Brownian motion

$$R_t^H = \frac{\sqrt{\mathcal{H}}(2\mathcal{H} - 1)}{\beta(\mathcal{H}/2, 1 - \mathcal{H})} \int_{\mathbb{R}^2} \left( \int_0^t (u - y_1)_+^{-\frac{2-\mathcal{H}}{2}} (u - y_2)_+^{-\frac{2-\mathcal{H}}{2}} du \right) dW_{y_1} dW_{y_2},$$

where  $\beta$  stands for the beta function. Fractional Brownian motion and the Rosenblatt process are both self-similar with parameter  $\mathcal{H} \in (1/2, 1)$ . Their stationary variances in the regime before the bifurcation can be inferred from (10) by using the relation  $\mathcal{H} = \alpha + 1/2$  (see [37]) as both processes are of  $\alpha$ -regular Volterra type, so

$$V_\infty = \frac{\sigma^2 \mathcal{H} \Gamma(2\mathcal{H})}{a(y)^{2\mathcal{H}}}. \quad (11)$$

Using the linearizations  $a(y)$  in (4), different scaling laws arise for pitchfork, transcritical and fold bifurcations. Via formulas (9) and (11), we get Table 1.

	pitchfork	transcritical	fold
(C1) White noise	-1	-1	-1/2
(C2) Colored noise	0	0	0
(C3) Fractional Brownian motion	-2 $\mathcal{H}$	-2 $\mathcal{H}$	- $\mathcal{H}$
(C4) Rosenblatt process	-2 $\mathcal{H}$	-2 $\mathcal{H}$	- $\mathcal{H}$

Table 1: Scaling laws for classical bifurcation types for the four different noise types.

Despite their structural difference, fractional Brownian motion and the Rosenblatt process obey the same variance scaling near the bifurcation point as they share the same covariance function.

**Climate Tipping Numerics.** To illustrate the impact of our results, we consider a stochastic Stommel-Cessi [9] box model for the Atlantic Meridional Overturning Circulation (AMOC). It is a two-dimensional fast-slow system [28]

$$x' = y - x (1 + \eta^2 \cdot (1 - x)^2) + \sigma C'_t, \quad (12a)$$

$$y' = -\varepsilon \quad (12b)$$

where  $x$  represents the salinity difference. To model time correlation in the stochastic forcing, we take  $(C_t)_{t \in [0, T]}$  as one of the processes from Table 1. The ratio between



diffusive and advective time scale is fixed to  $\eta^2 = 7.5$ . The dynamic bifurcation parameter  $y$  is proportional to the atmospheric freshwater flux. The deterministic critical manifold has a classical  $S$ -shaped form

$$C_0 = \{(x, y) \in \mathbb{R}^2 : y = x(1 + 7.5(1 - x)^2)\}. \quad (13)$$

with two fast-subsystem fold bifurcations. We are interested in the fold point in  $P_{\text{fold}} = (1/15(10 + \sqrt{15}), 11/9 - 1/\sqrt{15})$  as passing it corresponds to tipping to a weaker AMOC. We fix  $\varepsilon = 0.01$  and  $(x(0), y(0)) = (x_0, 1.4)$  on the attracting upper branch  $C_0^{a,+}$ . States on  $C_0^{a,+}$  represent AMOC as in the present climate. We sample  $M = 10^4$  paths of  $(x(t))_{t \in [0, T]}$  of (12) numerically and calculate the sample variance  $\text{Var}(x(t))$  based on these time series up to  $T = 45$ .

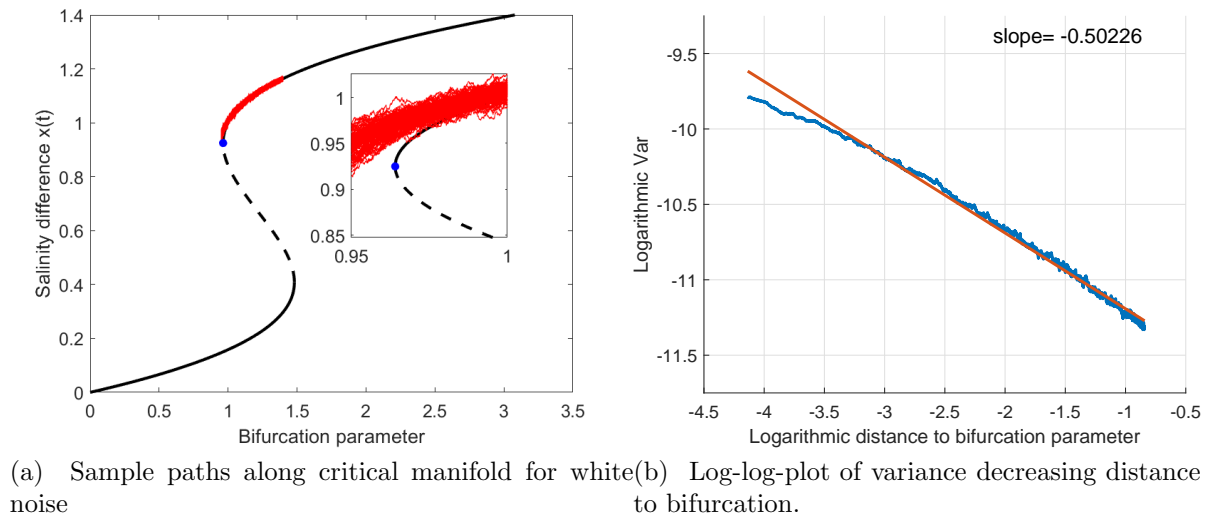


Figure 1: (C1) White noise

Although standard techniques apply for the simulation of the noise types (C1)-(C3) [24, 2], the simulation of the Rosenblatt process turns out to be challenging. We use a discretization of the finite-time stochastic integral representation [36, Prop. 1]. Limitations with respect to memory allocation might arise. Therefore, we restrict our simulation to  $T = 10$ ,  $\Delta t = 10^{-2}$ ,  $M = 10^3$ , and use the initial condition  $(x_0, y_0) = (x_0, 1.0642)$  on  $C_0^{a,+}$ . The precise quantitative variance computation of the Rosenblatt process is a numerically challenging task as already pointed out in [3] but the scaling law can still be recovered. In Figures 1-4, the evolution of the sample paths along the critical manifold and the numerical rates of the variance scalings

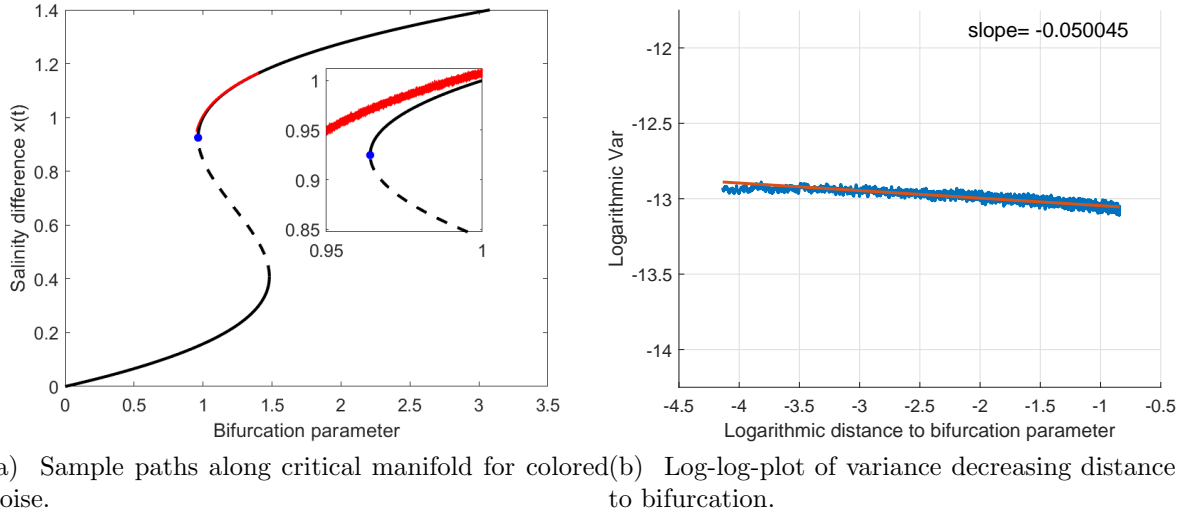


Figure 2: (C2) Colored noise with correlation  $\tau = 0.05$ .

in log-log-scale are depicted for all four noise types. We observe a close agreement of the numerical rates with the theoretically proven ones in Table 1. This clearly demonstrates, why serious problems can arise, when one tries [11, 13] to predict DO events in the AMOC from data under the assumption of white noise.

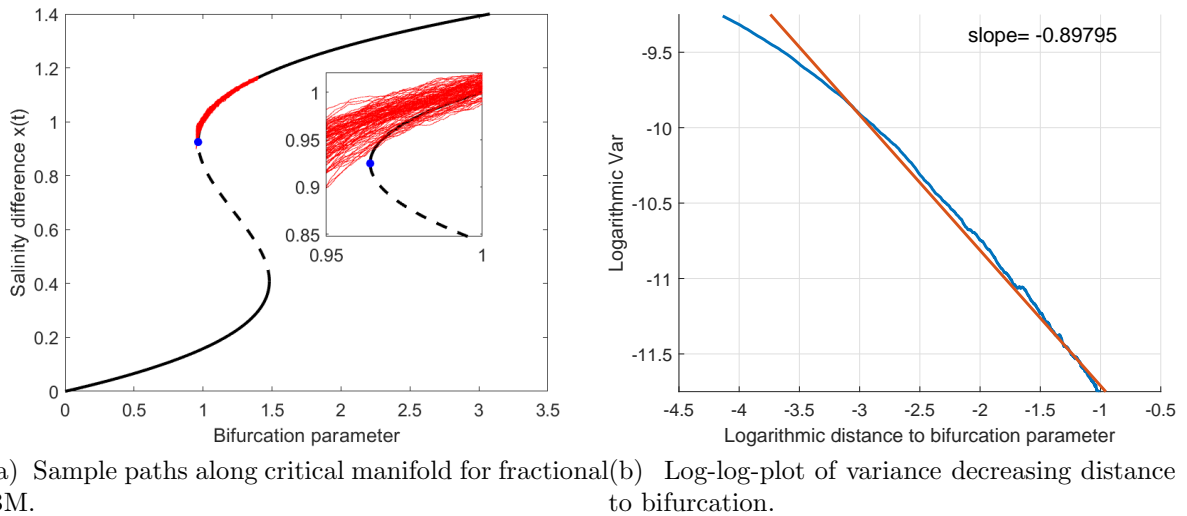


Figure 3: (C3) Fractional Brownian Motion with  $\mathcal{H} = 0.9$ .

**Acknowledgments:** CK and KL acknowledge support via the TiPES project funded by the European Unions Horizon 2020 research and innovation programme under grant agreement No. 820970. This is TiPES publication #119. CK acknowl-

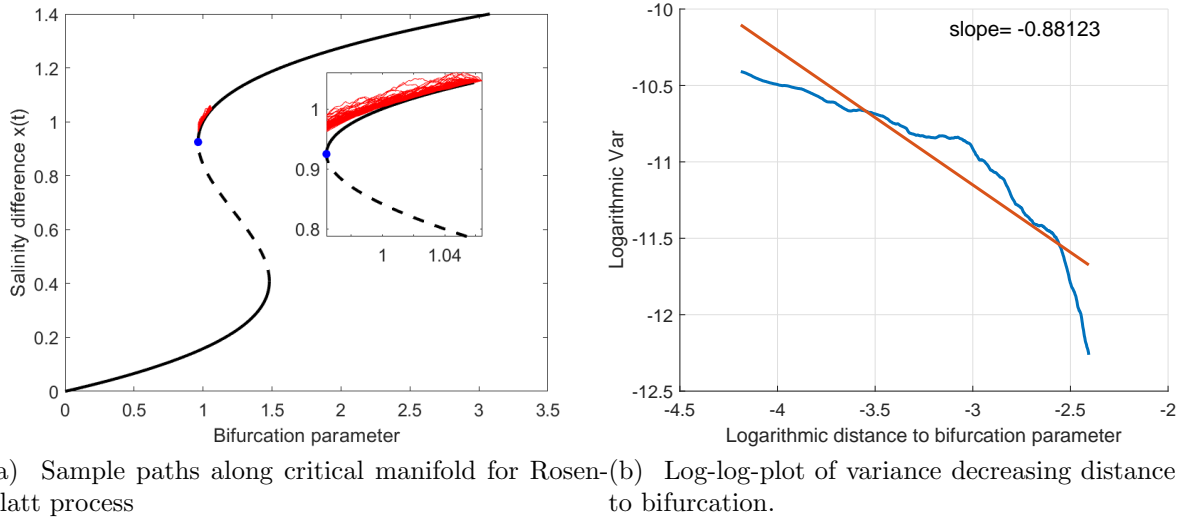


Figure 4: (C4) Rosenblatt process with  $\mathcal{H} = 0.9$ .

edges partial support of the VolkswagenStiftung via a Lichtenberg Professorship.

## References

- [1] P. ASHWIN, S. WIECZOREK, R. VITOLO, AND P. COX, *Tipping points in open systems: bifurcation, noise-induced and rate-dependent examples in the climate system*, Phil. Trans. R. Soc. A, 370 (2012), pp. 1166–1184.
- [2] S. ASMUSSEN AND P. W. GLYNN, *Stochastic simulation: algorithms and analysis*, vol. 57 of Stochastic Modelling and Applied Probability, Springer, New York, 2007.
- [3] J.-M. BARDET AND C. A. TUDOR, *A wavelet analysis of the Rosenblatt process: chaos expansion and estimation of the self-similarity parameter*, Stochastic Process. Appl., 120 (2010), pp. 2331–2362.
- [4] N. BERGLUND AND B. GENTZ, *Metastability in simple climate models: Pathwise analysis of slowly driven Langevin equations*, Stoch. Dyn., 2 (2002), pp. 327–356.
- [5] N. BERGLUND AND B. GENTZ, *Noise-induced phenomena in slow-fast dynamical systems*, Probability and its Applications (New York), Springer-Verlag London, Ltd., London, 2006. A sample-paths approach.

- [6] C. BOETTINGER, , N. ROSS, AND A. HASTINGS, *Early warning signals: the charted and uncharted territories*, *Theor. Ecol.*, 6 (2013), pp. 255–264.
- [7] S. CARPENTER AND W. BROCK, *Rising variance: a leading indicator of ecological transition*, *Ecology Letters*, 9 (2006), pp. 311–318.
- [8] S. CARPENTER, J. COLE, M. PACE, R. BATT, W. BROCK, T. CLINE, J. COLOSO, J. HODGSON, J. KITCHELL, D. SEEKELL, L. SMITH, AND B. WEIDEL, *Early warning signs of regime shifts: a whole-ecosystem experiment*, *Science*, 332 (2011), pp. 1079–1082.
- [9] P. CESSI, *A Simple Box Model of Stochastically Forced Thermohaline Flow*, *Journal of Physical Oceanography*, 24 (1994), pp. 1911–1920.
- [10] A. CHORIN, O. HALD, AND R. KUPFERMAN, *Optimal prediction and the Mori-Zwanzig representation of irreversible processes*, *Proc. Natl. Acad. Sci.*, 97 (2000), pp. 2968–2973.
- [11] V. DAKOS, M. SCHEFFER, E. VAN NES, V. BROVKIN, V. PETOUKHOV, AND H. HELD, *Slowing down as an early warning signal for abrupt climate change*, *Proc. Natl. Acad. Sci. USA*, 105 (2008), pp. 14308–14312.
- [12] H. DIJKSTRA, *Nonlinear Climate Dynamics*, CUP, 2013.
- [13] P. DITLEVSEN AND S. JOHNSEN, *Tipping points: early warning and wishful thinking*, *Geophys. Res. Lett.*, 37 (2010), p. 19703.
- [14] J. DRAKE AND B. GRIFFEN, *Early warning signals of extinction in deteriorating environments*, *Nature*, 467 (2010), pp. 456–459.
- [15] K. EICHINGER, C. KUEHN, AND A. NEAMȚU, *Sample paths estimates for stochastic fast-slow systems driven by fractional Brownian motion*, *J. Stat. Phys.*, 179 (2020), pp. 1222–1266.
- [16] M. EVANS, P. GRIGOLINI, AND G. PARRAVICINI, eds., *Memory Function Approaches to Stochastic Problems in Condensed Matter*, Wiley, 2009.
- [17] C. GARDINER, *Stochastic Methods*, Springer, Berlin Heidelberg, Germany, 4th ed., 2009.

- [18] G. GOTTWALD AND I. MELBOURNE, *Homogenization for deterministic maps and multiplicative noise*, Proc. R. Soc. A, 469 (2013), p. 20130201.
- [19] V. GUTTAL AND C. JAYAPRAKASH, *Changing skewness: an early warning signal of regime shifts in ecosystems*, Ecology Letters, 11 (2008), pp. 450–460.
- [20] D. HELBING, *Globally networked risks and how to respond*, Nature, 497 (2013), pp. 51–59.
- [21] C. HIJÓN, P. ESPAÑOL, E. VANDEN-EIJNDEN, AND R. DELGADO-BUSCALIONI, *Mori-Zwanzig formalism as a practical computational tool*, Faraday discussions, 144 (2010), pp. 301–322.
- [22] W. JUST, K. GELFERT, N. BABA, A. RIEGERT, AND H. KANTZ, *Elimination of fast chaotic degrees of freedom: on the accuracy of the Born approximation*, J. Stat. Phys., 112 (2003), pp. 277–292.
- [23] W. JUST, H. KANTZ, C. RÖDERBECK, AND M. HELM, *Stochastic modelling: replacing fast degrees of freedom by noise*, J. Phys. A, 34 (2001), pp. 3199–3213.
- [24] P. E. KLOEDEN AND E. PLATEN, *Numerical solution of stochastic differential equations*, vol. 23 of Applications of Mathematics (New York), Springer-Verlag, Berlin, 1992.
- [25] D. KONDRASHOV, M. CHEKROUN, AND M. GHIL, *Data-driven non-Markovian closure models*, Phys. D., 297 (2015), pp. 33–55.
- [26] R. KUBO, *The fluctuation-dissipation theorem*, Rep. Prog. Phys., 29 (1966), pp. 255–284.
- [27] C. KUEHN, *A mathematical framework for critical transitions: bifurcations, fast-slow systems and stochastic dynamics*, Physica D, 240 (2011), pp. 1020–1035.
- [28] —, *A mathematical framework for critical transitions: normal forms, variance and applications*, J. Nonlinear Sci., 23 (2013), pp. 457–510.
- [29] C. KUEHN, E. MARTENS, AND D. ROMERO, *Critical transitions in social network activity*, J. Complex Networks, 2 (2014), pp. 141–152.

- [30] T. LENTON, *Early warning of climate tipping points*, Nature Climate Change, 1 (2011), pp. 201–209.
- [31] J. LIM AND B. EPUREANU, *Forecasting a class of bifurcations: theory and experiment*, Phys. Rev. E, 83 (2011), p. 016203.
- [32] H. MORI, *Transport, collective motion, and Brownian motion*, Prog. Theor. Phys., 33 (1965), pp. 423–455.
- [33] M. SCHEFFER, J. BASCOMPTE, W. BROCK, V. BROVKHIN, S. CARPENTER, V. DAKOS, H. HELD, E. VAN NES, M. RIETKERK, AND G. SUGIHARA, *Early-warning signals for critical transitions*, Nature, 461 (2009), pp. 53–59.
- [34] M. SCHEFFER, S. CARPENTER, T. LENTON, J. BASCOMPTE, W. BROCK, V. DAKOS, J. VAN DE KOPPEL, I. VAN DE LEEMPUT, S. LEVIN, E. VAN NES, M. PASCUAL, AND J. VANDERMEER, *Anticipating critical transitions*, Science, 338 (2012), pp. 344–348.
- [35] H. STOMMEL, *Thermohaline convection with two stable regimes of flow*, Tellus, 13 (1961), pp. 224–230.
- [36] C. A. TUDOR, *Analysis of the Rosenblatt process*, ESAIM Probab. Stat., 12 (2008), pp. 230–257.
- [37] P. ČOUPEK AND B. MASLOWSKI, *Stochastic evolution equations with Volterra noise*, Stochastic Process. Appl., 127 (2017), pp. 877–900.
- [38] P. ČOUPEK, B. MASLOWSKI, AND J. ŠNUPÁRKOVÁ, *Spdes with volterra noise*, Stochastic Partial Differential Equations and Related Fields, SPDERF 2016, (2018), pp. 147–158.
- [39] K. WIESENFELD, *Noisy precursors of nonlinear instabilities*, J. Stat. Phys., 38 (1985), pp. 1071–1097.
- [40] R. ZWANZIG, *Memory effects in irreversible thermodynamics*, Phys. Rev., 124 (1961), p. 983.