

Measuring time with stationary quantum clocks

Sergii Strelchuk¹ and Mischa P. Woods²

¹*DAMTP, University of Cambridge, UK*

²*Institute for Theoretical Physics, ETH Zurich, Switzerland*

Time plays a fundamental role in our ability to make sense of the physical laws in the world around us. The nature of time has puzzled people — from the ancient Greeks to the present day — resulting in a long running debate between philosophers and physicists alike to whether time needs change to exist (the so-called relational theory), or whether time flows regardless of change (the so-called substantival theory). One way to decide between the two is to attempt to measure the flow of time with a stationary clock, since if time were substantival, the flow of time would manifest itself in the experiment. Alas, conventional wisdom suggests that in order for a clock to function, it cannot be a static object, thus rendering this experiment seemingly impossible. We show, counter-intuitively, that a quantum clock can measure the passage of time even while being switched off, lending support for the substantival theory of time.

I. INTRODUCTION

Time is an essential ingredient in the world we inhabit. Not so surprisingly, it has played a central role in all of our physical theories. Yet this role was rather mundane until the advent of modern physics. In particular, out of the three pillars of modern physics — quantum mechanics, special and general relativity — it was only the latter two which forced us to change our preconceptions about the nature of time. Quantum mechanics, on the other hand, while very strange and mysterious in many ways, did not bring any novel insights as far as time is concerned: time is just a parameter which increases in line with any mundane classical clock — just like in Newton’s laws. Even more recently, it has been proven, in the context of quantum mechanics, that the time-analogue of Bell’s inequality always has a perfectly sound classical explanation [1, 2].

Conversely, in the philosophy of physics domain, the notion of time occupied a prominent role in debates dating back millennia which are still very active today. One of the ongoing debates is whether time necessitates change to exist. The substantival theory of time says that time exists and provides an invisible container in which matter lives, regardless of whether the matter is moving. On the other hand, the relational theory of time says that time is a set of relationships among the events of physical material in space — that is to say, time ceases to exist if matter ceases to change.

Views have continuously shifted through the ages: It is generally believed that Greek atomists such as Democritus thought time was substantival. The first written account dates back to Aristotle, who advocated for a relational theory: “*But neither does time exist without change; . . .*” [3]. Newton and Leibniz heatedly debated the topic, with Newton strongly on the substantival camp [4], and Leibniz on the relational camp [5]. Ernst Mach attacked Newton’s arguments in favour of a more relative theory [6]. Einstein credited Mach’s views as being highly influential in his guiding principles when developing his theory of general relativity; although later shifted his stance to a more substantival

interpretation of his theory [7]. These debates left a significant mark on physics too, with the well-known Newton’s bucket argument and the concept of aether descendants of this discourse.

Arguments for and against either theories are still ongoing [8–11]. One of the biggest problems in this debate is the apparent inability to distinguish experimentally between the two scenarios — indeed, it is widely accepted that any clock (or physical matter used as a rudimentary clock), would need to change its state in order to measure the passing of time, hence rendering a clock useless for detecting the substantival’s hypothesised passage of time without change.

Here we show that nonrelativistic quantum mechanics renders this widely held belief wrong. This is to say, we demonstrate by designing special clocks and adhering to the rules of quantum theory, that it is possible to measure the passage of time between two events even when said clock has been always off, in other words, never evolving. Our result thus allows one to precisely detect the presence of the flow of time without evolution, which we argue provides strong and experimentally testable evidence for the substantival theory of time.

II. RESULTS

Overview: We will start by considering the simplest systems naturally occurring in nature which can serve as elementary clocks before moving on to more sophisticated clock designs which allow for time keeping in more general circumstances. The elementary clocks show the ubiquity of our main conclusion about time, while the engineered clocks show how this phenomenon can be enhanced by cleverly designing good clocks. We also discuss how this phenomena cannot be explained if one assumes an underlying “real” description of nature, using classical variables. Finally, in section III, we explore the implications of our results in relation to the long standing historical debates on the nature of time.

Elementary timekeeping systems: While we tend to think of timekeeping devices as engineered systems, we can use the dynamics of naturally occurring processes as elementary clocks. The simplest of which can be thought of as an arbitrary state $|\psi(t)\rangle$ at time t whose evolution takes it through a sequence of mutually orthogonal states $|\tau_0\rangle, |\tau_1\rangle, \dots, |\tau_{N_T}\rangle$ at times $\tau_0, \tau_1, \dots, \tau_{N_T}$ consecutively. If we know that the system is initially in the state $|\psi(0)\rangle$, and we let it evolve for an unknown time t given the promise that t belongs to the set $\{\tau_0, \tau_1, \tau_2, \dots, \tau_{N_T}\}$, then we can determine precisely what the elapsed time is by measuring in the basis $|\tau_0\rangle, |\tau_1\rangle, |\tau_2\rangle, \dots, |\tau_{N_T}\rangle$, since at said times, the measurement will deterministically allow one to distinguish between said states. To use this timekeeping system in practice, consider two external events, which we will call *1st event* and *2nd event*, with some unknown elapsed time $t \in \{\tau_0, \tau_1, \tau_2, \dots, \tau_{N_T}\}$ between them. One initialises the system in the state $|\psi(0)\rangle$ when the 1st event occurs and then waits until the 2nd event occurs, at which point the measurement would be performed; revealing the elapsed time. When a clock is revealed to have been dynamically evolving upon measurement as in this example, we say it is operating in *standard fashion*.

This is arguably one of the most elementary types of timekeeping devices one can conceive of. It has no inherently quantum features and should be quite ubiquitous in nature since the states of systems tend to become completely distinguishable if one waits long enough. As a simple illustration of how it could be used, imagine being on a boat at sea heading in to port. There is a lighthouse whose pulsing flashes of light reach you every 3 seconds, but thick fog rolls in obscuring the flashes for some time before clearing. By setting the times $\{\tau_n\}$ to coincide with the flashes and choosing the 1st and 2nd events to be flashes before and after the presence of the fog, the clock can deduce the duration of the foggy period.

Suppose that in addition, there is another state, denoted $|E\rangle$, which is orthogonal to the state $|\psi(t)\rangle$ at all times. Furthermore, suppose $|E\rangle$ is itself invariant under time evolution, that is to say, it remains in the state $|E\rangle$ at all times. We therefore refer to this state as the *off* state, in contrast to any state which evolves in time, which we refer to as *on* states. The state $|E\rangle$ could be, for example, an energy eigenstate of the system. If one starts in the state $|E\rangle$ and then measures the state later, clearly there is no possible

measurement one can perform which would reveal any information about the elapsed time — it would be analogous to taking the batteries out of a wall clock, and then trying to use it to tell the time. We will now show, however, with the aid of some additional stationary ancilla qubits, how quantum mechanics allows one to determine precisely which time τ_n it is, even though the timekeeping device was never on (in the runs of the experiment in which we determined τ_n). For the purpose of illustration, consider the most basic example of $N_T = 1$, in which the system in question merely has two times τ_0, τ_1 . We relegate the $N_T \geq 2$ version to appendix A. In this case we will only need one ancillary state, which we denote $|A\rangle$. It could be, for example, chosen to be another energy eigenstate which is orthogonal to the other states, or if such a state is not available, we can use an ancilla qubit with a trivial Hamiltonian so as to ensure its states do not evolve. In the latter case, denoting a basis for the ancilla by $|\uparrow\rangle, |\downarrow\rangle$, the states would then be associated with $|\psi(t)\rangle \equiv |\psi(t)\rangle |\uparrow\rangle$, $|E\rangle \equiv |E\rangle |\uparrow\rangle$, and the new ancilla state with $|A\rangle = |E\rangle |\downarrow\rangle$.

We will use the same retrodictive arguments as in other famous experiments, such as the Eliezer-Vaidman bomb tester or Hardy's paradox. However, let us first describe the protocol, before discussing the interpretation: Initially the system is set to the off state $|E\rangle$. Then, when the 1st event occurs, we apply a unitary U such that the system is now in a superposition of on and off, namely, of $|E\rangle$ and $|\psi(0)\rangle$. We use branching notation to indicate the orthogonal branches of the superposition associated with static and dynamical terms (Upper branch is static, lower branch is dynamic). The state reads:

$$\begin{array}{c}
 \bullet c |E\rangle \\
 \diagup \\
 |E\rangle \\
 \diagdown \\
 \bullet s |\psi\rangle
 \end{array}$$

where $c = \cos(\theta)$, $s = \sin(\theta)$. One then waits until the 2nd event occurs, at either time τ_0 or τ_1 , at which point one applies a judiciously chosen unitary U_m followed by immediately measuring in the $|E\rangle, |\tau_0\rangle, |\tau_1\rangle, |A\rangle$ basis, which we will call the measurement basis for short. This completes the protocol — modulo specification of the required constraints on U and U_m . Diagrammatically, up to the point of measurement, this protocol and unitary U_m have the form:

$$\begin{array}{c}
 \bullet c |E\rangle \xrightarrow{\tau_0} c |E\rangle \xrightarrow{U_m} cA_1^0 |E\rangle + cA_2^0 |A\rangle + cA_3^0 |\tau_0\rangle + cA_4^0 |\tau_1\rangle \\
 \diagup \\
 |E\rangle \\
 \diagdown \\
 \bullet s |\psi\rangle \xrightarrow{\tau_0} s |\tau_0\rangle \xrightarrow{U_m} -cA_2^0 |A\rangle + sA_3^1 |\tau_0\rangle + sA_4^1 |\tau_1\rangle
 \end{array} \quad (1)$$

at time τ_0 and

$$\begin{array}{l}
 |E\rangle \begin{cases} \nearrow c|E\rangle \xrightarrow{\tau_1} c|E\rangle \xrightarrow{U_m} cA_1^0|E\rangle + cA_2^0|A\rangle + cA_3^0|\tau_0\rangle + cA_4^0|\tau_1\rangle \\ \searrow s|\psi\rangle \xrightarrow{\tau_1} s|\tau_1\rangle \xrightarrow{U_m} -cA_1^0|E\rangle + sA_3^{1'}|\tau_0\rangle + sA_4^{1'}|\tau_1\rangle \end{cases}
 \end{array} \quad (2)$$

at time τ_1 , where $|A_1^0| > 0$ and $|A_2^0| > 0$. Squiggly arrows represent the passing of an amount of time τ_0 or τ_1 , while straight arrows the application of U_m .

Suppose the E outcome is obtained.¹ At time τ_0 , a non zero amplitude associated with $|E\rangle$ exists only for the off branch, while for time τ_1 , this amplitude from the off branch cancels with an on branch amplitude due to destructive interference. As such, when E is obtained, we can deduce that the clock has collapsed to a branch of the wave function that was always off *and* that the unknown time t must be τ_0 . Similarly, when outcome A is obtained, we deduce that the clock was collapsed to a branch of the wave function that was always off *and* that the time t must be τ_1 . However, if outcome τ_0 or τ_1 is obtained, we cannot conclude anything useful: the clock may have been on and we cannot deduce whether the time is τ_0 or τ_1 .

Hence whenever outcome E or A is obtained, we can deduce what the time is, even though the system was always off, that is to say, always in a stationary state (since $|E\rangle$ and $|A\rangle$ are orthogonal to all dynamical branches whenever E , A have a non zero probability of being obtained). One may object that the system has certainly been in a superposition of on and off, and in this sense, has actually been evolving in time. However, the outcomes E and A can only arise via an always off branch of the wave function so if it is seen then we have been confined to a part of the total quantum state in which the system is always stationary. Furthermore, this interpretation is independent of the basis used to represent the state during the different stages of the protocol — we represented it in the measurement basis purely for convenience.

Our explanation of the results has relied on a certain kind of retrodictive interpretation of quantum mechanics. This interpretation can be most readily captured by Schrödinger’s proverbial cat experiment: one starts with an alive cat, denoted $|\text{alive}\rangle$, which when put in the closed box, takes on the form $\frac{1}{\sqrt{2}}(|\text{alive}\rangle + |\text{dead}\rangle)$. Suppose that upon opening the box, we make a measurement of alive versus dead, and obtain the outcome “alive”. Then in the conventional collapse of the wave function formalism, the state of the cat changes discontinuously into $|\text{alive}\rangle$ and the $|\text{dead}\rangle$ component ceases

to have any further physical existence or further consequence — see fig. 1. This is a form of retrodiction, since it says that upon observing an alive cat we collapse to a state in which the cat was *always* alive, since the dead and alive branches were orthogonal at all times. In our setup, this retrodiction takes on the form of a so-called *interaction-free measurement*, since when outcome E or A is obtained, it allows one to deduce properties of a dynamical clock by reasoning counterfactually, while collapsing the wave function to a state where those eventualities never actually took place. We provide their formal definition in Supplementary A 2. These interaction-free measurements were first discovered by Elitzur and Vaidman in their famous bomb tester experiment [12, 13], and later applied to other scenarios such as [14–18] and experimentally verified [19–22]. Prior examples have played out in space, while ours is the first protocol to do so in time. Another example of retrodiction and interaction-free measurement in quantum mechanics is the celebrated Hardy paradox [23]. Weakly measuring the distinct branches can provide experimental evidence for the validity of such retrodictive interpretations [24–26].

We will call our clock when operated in this retrodictive fashion, a *counterfactual clock*. Likewise, the measurement outcomes which allow one to tell the time while guaranteeing that the clock was off (E and A in this case), will be referred to as *interaction-free outcomes*. In fig. 2 we compare one instance of the Elitzur and Vaidman bomb test with one instance of the counterfactual clock.

Of course, one can apply alternative interpretations of quantum mechanics. In the many worlds interpretation of Schrödinger’s cat, upon measurement, reality splits into two parallel worlds, one in which the component $|\text{alive}\rangle$ prevails and the cat is alive, the other, in which the component $|\text{dead}\rangle$ prevails and the cat is dead. Conversely, the explanation of the counterfactual clock also changes if one uses this latter interpretation. Specifically, in the language of many worlds, whenever the outcome E or A is obtained, we will be living in a world in which the system never dynamically evolved (i.e. never in an on state) yet in this world we learn information about the dynamical states (i.e. the on branch), namely what the time is. The fact that the system was evolving in another world is of no consequence to *us*.

¹ We use the convention in which “outcome x ” means that the post-measurement state is $|x\rangle$.

The role of the ancilla is more subtle than may ap-

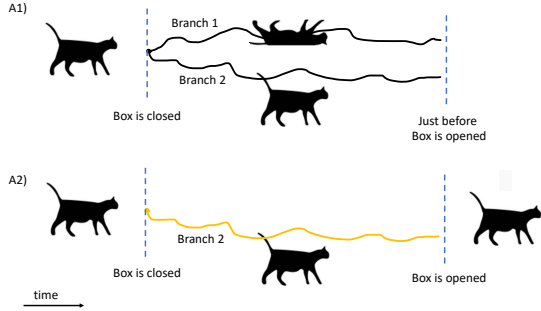


FIG. 1: **Schrödinger's cat.** **A1)** Schrödinger's cat starts out alive. At the 1st dotted line, the box is closed and the cat is in a superposition of dead and alive until just before the box is opened (2nd dotted line). **A2)** The box has now been opened, causing the cat to be measured. Here we show the case in which we see an alive cat. The history of the cat from before the box was closed to present is now set in stone, with the dead cat branch of the wave function ceasing to have ever existed.

pear at first sight: indeed, one might envisage a situation with no ancilla and where we interpret outcomes E and τ_1 as interaction-free outcomes by choosing the unitary U_m differently to as presented. Notwithstanding, we prove in appendix A 4, that there does not exist a counterfactual clock for which there is no ancilla and the probabilities of the two interaction-free outcomes are both non zero. This implies a more fundamental role for the ancilla state: by including it, we can reach a larger class of unitary transformations which are necessary for the counterfactual clock to function. This is important for understanding what is the minimal model for making the appropriate comparison with classical descriptions.

In this set-up, the optimal protocol is the one which maximises the probabilities of obtaining either measurement outcomes E or A over unitaries U_m and branching amplitudes c, s . In the case in which both outcomes are equally likely, $|cA_1^0|^2 = |cA_2^0|^2$; we prove in appendix A 4 that there exists a protocol which assigns probability $1/6$ to obtaining the outcome E at time τ_0 and probability $1/6$ to outcome A at time τ_1 . For later reference, we will refer to the sum of the probabilities corresponding to the interaction-free outcomes, the *total interaction-free probability*. In this case, it is $1/3$.

One may wonder whether a way out of this conundrum is via the existence of an underlying description respecting realism, that is, a theory where the relevant physical properties have well defined values at all times prior to the measurement in our protocol. For example, such a theory could have hidden variables which evolve dynamically when the clock is supposedly off. We prove that there cannot exist a non-contextual ontic model for the relevant degrees of freedom for the above counterfactual clock with total interaction-free

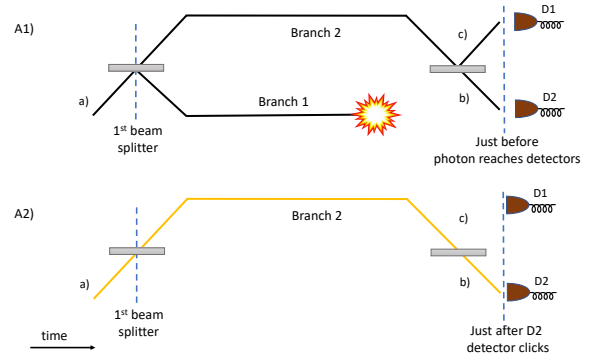


FIG. 2: **Comparison between the Elizur-Vaidman bomb test and the counterfactual clock**

A1) Mach-Zehnder interferometer with 50/50 beam splitters and a photosensitive bomb placed in the bottom arm. Photon trajectories are black lines. A photon enters at a) and splits into a superposition travelling down the upper and lower arms upon interacting with the 1st beam splitter. The photon in the bottom arm is coherently absorbed by the bomb, hence exploding. The photon in the upper arm encounters the second beam splitter upon which it coherently splits into trajectories b) and c).
A2) Continuing on from A1), a measurement is now performed via the photodetectors D1 and D2. There are 3 possible outcomes: If photon took path c), D1 clicks. If photon took path b), D2 clicks. If bomb exploded, photon is lost and neither photodetector clicks. Fig A2 depicts the scenario that D2 clicks (the interaction-free outcome).
Upon clicking, the wave function collapses into an eventuality where the bomb never exploded. **B1)** The counterfactual clock starts out off. At the 1st dotted line, the 1st even occurs and the clock is put into a superposition of on and off until just before the 2nd event occurs (2nd dotted line). **B2)** The 2nd even now occurs, causing the clock to be measured. Here we show the case in which we see an interaction-free outcome. The history of the clock from before the 1st event occurred to present is not set in stone, with the on clock branch of the wave function ceasing to have ever existed. **Comparison between A and B:** Both use an interaction-free measurement to avoid the eventualities of branch 1 of the wave function occurring when obtaining certain outcomes.

probability of $1/3$. This rules out all classical models under natural assumptions; see Supplementary IV A for details. This is in contrast to the bomb tester [12] and a common restricted model of quantum computing known as the stabilizer subtheory: they are both consistent with non-contextual realist interpretations; see [27, 28] respectively. In this regard, our paradox is on a similar standing to Hardy’s, which also does not admit a non-contextual ontic variable model description [23].

Engineered clocks: While the protocol thus far discussed allows one to use the most elementary of systems as a timekeeping device, it is limited in that it can only distinguish between times $\tau_0, \tau_1, \dots, \tau_{N_T}$ given the guarantee that the elapsed time between the two events coincides with one of these times. This limitation is due to an elementary clock design — indeed, this feature was present even when the clock was run in standard fashion. This limitation means that while it can be used for some applications (recall, e.g., the lighthouse example), it cannot be used for others, such as determining whether the winner of a race set a new record, because there is no reason to believe that the interval between starting the race and finishing it, will belong to any prior chosen set $\{\tau_0, \tau_1, \dots, \tau_{N_T}\}$. To overcome these restrictions, we demonstrate the existence of a counterfactual clock which has interaction-free outcomes with a protocol identical to the one described prior, modulo a few distinctions: 1) The elapsed time between the two events can be arbitrary. 2) The unitaries U and U_m are chosen differently. 3) The projective measurement is in a different basis.

The physically significant difference in the protocol is clearly 1). Furthermore, it enjoys the analogous physical interpretation when the interaction-free outcomes are obtained, to that described in the previous case above. Moreover, the Hamiltonian we use in the construction is time independent. This is important since otherwise the protocol would likely require an external timekeeping device for its implementation — rendering the entire experiment pointless. Another physically relevant feature of the engineered clock, is that when the clock is on, it cannot change instantaneously between distinct states representing the distinct ticks of the clock. This introduces a small error — regardless of whether it is run counterfactually or in standard fashion. The error is analogous to the situation we face with a wall clock: since the second hand cannot instantaneously transition between one clock face marking and the next, if you happen to read the clock around the milliseconds interval in which the second hand is transitioning, you will likely be off by a second.

In particular, when the clock is run counterfactually, and one of the interaction-free outcomes is obtained, this error means that there is a small probability of a false positive: the quantum destructive interference is not perfect, leading to the possibility that the clock was actually on after all. Luckily, this error can be made arbitrarily small — although at the expense of a decrease in the probability of obtaining an interaction-

free outcome. Notwithstanding, reasonable probabilities can be obtained. For example, in the case of one tick, and a total interaction-free probability of $1/12$, the probability that the clock was on when one of the interaction-free outcomes is obtained is of order 10^{-14} . See Supplementary IV B for details.

Physically speaking, this tiny error is due to imperfect destructive interference between on and off breaches. Such events are key to all quantum experiments using interaction-free measurements and due to engineering imperfections, will always be present. For example, in the quantum counterfactual experiments involving photons [19–22, 29], small deviations in the reflectivity of the beam splitters lead to ports with photodetectors which were not completely dark.

III. DISCUSSION

With the aid of interaction-free measurements, have shown that quantum mechanics allows one to predict the time passed between two events, even though no dynamics has taken place between the two events. The most elementary form of this clock should be quite ubiquitous in nature, while more advanced engineered clocks which can determine the elapsed time under more general circumstances, should be realisable with state of the art current technologies such as those developed for quantum computation with continuous variable quantum information systems.

While it is readily clear that a classical clock cannot tell the time without dynamical evolution, it could have been that our quantum clock had hidden variables which were changing when the clock was supposedly off — we ruled out such a possibility under reasonable assumptions.

We will now discuss the implications for the relational and substantival theories of time which were presented in the introduction.

As explained previously, one of the reasons why the debate has been ongoing for more than two thousand years, is due to the lack of the possibility to experimentally distinguish between the two theories due to the apparent inability to measure the flow of time without evolution. Our results can remedy this dilemma by the following experiment:

Imagine we place the clock in an off state, in a region of space and time in which there is no discernible change in the state of matter other than two independent instantaneous events such as two flashes of light. The substantival theory of time would say that there was a well-defined time between the two flashes of light while the relative theory would say that time ceased to exist between the two flashes of light, at least from

the perspective of inside the region of space and time.² However, now suppose that there was a clock which was stationary to begin with and the 1st event applied the unitary U to it, while the 2nd event is responsible for applying U_m and invoking an appropriate measurement on the clock. Our counterfactual clock protocol would have been realised, and if one of the interaction-free outcomes were obtained, the flow of time would have been detected, quantified and recorded, without any dynamics between the two events occurring, thus allowing for experimental verification of the substantial theory of time.

We can formalise this observation via the following assumptions and theorem:

- (A) Interaction-free measurements (definition 1) exist.
- (B) If time can be measured via a clock which is always off (definition 1), then time is substantial.

Theorem 1. Time is substantial if assumptions (A) and (B) hold.

We prove the theorem in appendix A 5.

Finally, we conclude with a discussion how one might circumvent or modify our conclusions. Our results relied on the validity of the interaction-free measurement

interpretation in quantum mechanics, and we discussed how in alternative interpretation of many worlds, when one of the interaction-free outcomes is obtained, while *we* would be in a world where the clock was always off, there would be another world where it would be on. Regarding the theory of time debate, this interpretation would add the caveat to our conclusions that for time to be verifiably of a substantial nature in the world we inhabit, we necessitate dynamics in one other world. Another well-known alternative interpretation of quantum theory is Bohmian mechanics. Here there is always a real state associated with the wave function even when not observed. It is a contextual interpretation of quantum mechanics, and thus is not ruled out via our no-go results regarding a classical interpretation. It remains to be seen whether the clock is always off when the interaction-free outcomes are obtained in said interpretation.

As alluded to in the introduction, our beliefs about the nature of time have been highly influential in the development of our physical theories. Going forward, perhaps one of the key ingredients to finding a correct theory of quantum gravity is contingent of asserting an appropriate belief about the nature of time. We hope that our work will bring much needed progress and attention to this debate.

IV. SUPPLEMENTARY

A. No classical analogue

The interpretation of measuring time when the clock was off using counterfactual reasoning, relied on a basic concept in quantum mechanics, namely the superposition principle, in which if a system is in a superposition of two states, it cannot be regarded as being in either until measured. As we discussed, Schrödinger famously popularised this point with his thought experiment concerning a cat. However, what if underlying our counterfactual clock protocol, there was a “real” description; that is to say if one could associate the states in our clock protocols with probability distributions λ over some underlying states — a so-called *ontic state space* Λ — and the measurements with update rules for said distributions, in a meaningful way? While such a result would not invalidate the current interpretation provided, it would, at least in-principle, provide for an alternative interpretation in which the clock might have been dynamically evolving even when a measurement collapsing the clock to the off branch is obtained. We will now consider such a possibility for the simplest “elementary timekeeping systems.

To start with, let's consider the case where we only run the clock when it is on; that is to say the clock is never in a superposition of on and off. Then the question is, can we find an ontic state space on which there exists appropriate probability distributions that represent our states $\{|E\rangle\langle E|, |\tau_0\rangle\langle\tau_0|, |\tau_1\rangle\langle\tau_1|\}$ and measurements (with PVM elements $\{|E\rangle\langle E|, |\tau_0\rangle\langle\tau_0|, |\tau_1\rangle\langle\tau_1|, |A\rangle\langle A|\}$). Moreover, if an underlying ontic state space does exist, one should expect to be able to take probabilistic mixtures of the states and measurements in it: if your lab assistant walked in to your lab at some unknown stage of the protocol's implementation, the assistant would attribute such a description. Thus denoting the convex hull by conv , we required that when a state $\rho \in \mathfrak{s}_{\text{on}} = \text{conv}(\{|E\rangle\langle E|, |\tau_0\rangle\langle\tau_0|, |\tau_1\rangle\langle\tau_1|\})$ is prepared in our protocol, the probability that the ontic state is in state λ , is $P[\lambda|\rho]$. Likewise, when we make the canonical measurement with corresponding POVM element $\mathbf{E} \in \mathfrak{e}_{\text{on}} = \text{conv}(\{|E\rangle\langle E|, |\tau_0\rangle\langle\tau_0|, |\tau_1\rangle\langle\tau_1|, |A\rangle\langle A|\})$, then the probability that the outcome associated with \mathbf{E} occurred, given that the ontic state is in state λ , is $P[\mathbf{E}|\lambda]$. Furthermore, we require the usual convexity relationships of mixtures of quantum states and measurements hold at the ontic level: for all $\lambda \in \Lambda$, for all $p \in [0, 1]$, for all $\rho_1, \rho_2 \in \mathfrak{s}_{\text{on}}$: $P[\lambda|p\rho_1 + (1-p)\rho_2] = pP[\lambda|\rho_1] + (1-p)P[\lambda|\rho_2]$

² The “time” would merely be a theoretical construct, void of physical meaning and experimental detection.

and similarly, that for all $\lambda \in \Lambda$, for all $p \in [0, 1]$, for all $\mathbf{E}_1, \mathbf{E}_2 \in \mathbf{e}_{\text{on}}$: $P[p\mathbf{E}_1 + (1-p)\mathbf{E}_2|\lambda] = pP[\mathbf{E}_1|\lambda] + (1-p)P[\mathbf{E}_2|\lambda]$. Finally, we require that the ontic states can reproduce the measurement statistics of our protocol: for all $\rho \in \mathbf{s}_{\text{on}}$, for all $\mathbf{E} \in \mathbf{e}_{\text{on}}$,

$$\text{tr}[\rho\mathbf{E}] = \int_{\Lambda} d\lambda P[\lambda|\rho] P[\mathbf{E}|\lambda], \quad (3)$$

where $\text{tr}[\cdot]$ denotes the trace, and the r.h.s. is the probability of obtaining outcome associated with \mathbf{E} for quantum state ρ , according to quantum mechanics.

Notice how we have assumed that the probability distributions $P[\lambda|\rho]$ do not depend on how the quantum state ρ was prepared nor do $P[\mathbf{E}|\lambda]$ depend on how the measurements were implemented. Different preparation procedures which lead to the same quantum state and different measurement procedures which lead to the same POVM elements, are called different *contexts*. We are thus looking for a non-contextual ontic variable model. This notion of contextuality was pioneered by Spekkens [30]. Prior notions of classicality based on local realism [31] or its generalisation to non-contextual realism [32], cannot be tested in our case since we do not dispose of a local structure, nor relevant commuting measurements, in our clock protocols. However, in keeping with this philosophy of preparation and measurement non-contextuality, our current formulation of an ontic variable model requires some refinement: since the set \mathbf{e}_{on} is not tomographically complete, nor the set \mathbf{s}_{on} span all quantum states in the Hilbert space, neither all the d.o.f. of the density matrices nor those in the POVM elements, contribute to the measurement statistics. Indeed, $\text{tr}[\rho\mathbf{E}] = \text{tr}[\mathcal{P}_{\mathcal{R}}(\rho)\mathcal{P}_{\mathcal{R}}(\mathbf{E})]$ for all $\rho \in \mathbf{s}_{\text{on}}$, $\mathbf{E} \in \mathbf{e}_{\text{on}}$, where $\mathcal{P}_{\mathcal{R}}$ is a projection onto the vector space \mathcal{R} , generated by projecting the span of \mathbf{s}_{on} onto the span of \mathbf{e}_{on} . We should thus make the replacements $P[\lambda|\cdot] \mapsto P[\lambda|\mathcal{P}_{\mathcal{R}}(\cdot)]$ and $P[\cdot|\lambda] \mapsto P[\mathcal{P}_{\mathcal{R}}(\cdot)|\lambda]$ in the above theory. This completes the description of our would-be non-contextual ontic variable model. Finally, if a classical description exists, one would also need a stochastic map describing the dynamics of the ontic variables throughout the protocols. This imposes an additional constraint on our would-be ontic description, which we will not need to consider.

In this case, it can readily be seen that such a model *does* exist; for example, one may simply choose the vectors $\{|E\rangle, |\tau_0\rangle, |\tau_1\rangle, |A\rangle\}$ as a basis for the ontic state space Λ with each step and measurement allocated to deterministic distributions λ on it.

We now turn to the case in which the clock can also be used to tell the time when off via interaction-free measurements. We need to supplement the sets \mathbf{s}_{on} , \mathbf{e}_{on} with the other relevant elements which are now required, namely, for states,

$$\mathbf{s}_{\text{cf}} = \text{conv}(\mathbf{s}_{\text{on}} \cup \{|cf_0\rangle\langle cf_0|, |cf_1\rangle\langle cf_1|, U_m|cf_0\rangle\langle cf_0|U_m^\dagger, U_m|cf_1\rangle\langle cf_1|U_m^\dagger\}), \quad (4)$$

where $|cf_0\rangle := c|E\rangle + s|\tau_0\rangle$, $|cf_1\rangle := c|E\rangle + s|\tau_1\rangle$, since these are the states which appear in our protocol. When it comes to the measurements, in addition to those required in the final measurement, namely \mathbf{e}_{on} , we want to include measurements corresponding to ontic degrees of freedom which are able to describe the paradoxical aspects of our protocol. Before applying U_m , at times τ_0 , τ_1 , when we measure in the measurement basis, the measurement determined which branch (off or on) we collapsed to, but we can only deduce the time when we happen to collapse onto an on branch. This situation is analogous to a statistical mixture over on and off. What is surprising, is that after U_m is applied, we can deduce not only which branch we were on, but also the time when we collapse to an off branch. So our would-be ontic model should have a variable which determines whether we are in the off branch, or the on branch at the times τ_0 , τ_1 . In other words, a variable which, after the application of U_m , plays the same role that the measurement basis played before the application of U_m . Including this in the set of things which are measurable in our would-be non-contextual theory, gives us

$$\mathbf{e}_{\text{cf}} = \text{conv}(\mathbf{e}_{\text{on}} \cup \{U_m^\dagger|E\rangle\langle E|U_m, U_m^\dagger|\tau_0\rangle\langle \tau_0|U_m, U_m^\dagger|\tau_1\rangle\langle \tau_1|U_m, U_m^\dagger|A\rangle\langle A|U_m\}). \quad (5)$$

An alternative motivation for the inclusion of the additional ontic degrees of freedom, is that, quantum mechanically, the unitary channel generated by U_m could have been applied to rotate the measurement basis, rather than being applied to the state. This alternative protocol, is equivalent to the one we study here, from the perspective of quantum mechanics. We can thus think of these two alternative implementations of our protocol as different contexts which are indistinguishable according to the laws of quantum mechanics, in an analogous way to how would-be ontic variable model is preparation and measurement non-contextual by design.

In [33] an algorithm was developed which, given a set \mathbf{s} of states and set \mathbf{e} of POVM elements, can determine whether an ontic variable model as described here exists. When said sets have finitely many extremal points, as in the case for \mathbf{s}_{cf} , \mathbf{e}_{cf} , it provably runs in finite time. For the simple case where the total interaction-free probability is 1/3 as described in the main text, the unitary U_m is given by eq. (A7a) and c, s by eq. (A7b). For this case, we used the algorithm to provide a computer assisted proof that the sets \mathbf{s}_{cf} , \mathbf{e}_{cf} — and hence our counterfactual clock — does *not* admit a non-contextual ontic variable model as per the above description; see appendix appendix B for details.

A crucial aspect of our protocol for using the clock to tell the time when off, via interaction-free measurements, was the existence of negative amplitudes allowing for destructive interference between the on and off branches. Since probabilities are non negative, one might have thought that this aspect of our protocol automatically rules out any non contextual realistic theory. However, this is definitely not the case since other experiments using interaction-free measurements, such as the Elizur-Vaidman bomb test [12], have been shown to admit a non contextual ontic model description analogous to the one ruled out here for our setup; see [27].

B. Engineered clocks

Here we give a more detailed account of the engineered clocks outline in the main text. As before, we will discuss the simplest case here of just one tick while relegating the full details of the construction and multiple tick scenario, which is qualitatively the same, to the appendix (appendix C). As with the elementary clock, we have a stationary state, $|\psi_{\text{off}}\rangle = e^{-it\hat{H}}|\psi_{\text{off}}\rangle$, and a dynamical one, $|\psi_{\text{on}}(t)\rangle = e^{-it\hat{H}}|\psi_{\text{on}}\rangle$, which are mutually orthogonal at all times: $\langle\psi_{\text{off}}|\psi_{\text{on}}(t)\rangle = 0$. We can run the clock in standard fashion by applying a unitary to $|\psi_{\text{off}}\rangle$ which maps it to $|\psi_{\text{on}}\rangle$ when the 1st event occurs, followed by measurement via an appropriate projection-valued measure when the 2nd event occurs. We use the convention that when the clock is on, it ticks at time $t_1 > 0$, and that the elapsed time between the 1st and 2nd events is at most $2t_1$. Parameter t_1 can be chosen to be any value in our construction. Unlike with the elementary clock, we now have that the state $|\psi_{\text{on}}(t)\rangle$ before the tick takes place at time t_1 , will not be exactly orthogonal to the state after the tick occurs. Therefore, in order to unambiguously predict whether the clock has ticked, one must perform an unambiguous quantum discrimination measurement [34]. This is a projective measurement with three possible outcomes: clock has not ticked yet, it has ticked, or I do not know. The last outcome can be thought of as an error, since when it is obtained we cannot say what time it is. This setting allows for more flexibility than in the prior clock setups. In the counterfactual case, this aspect will not be detrimental to its functioning, since, as with previous cases, the interaction-free outcomes will only occur with some probability.

We will now explain how to run this clock in a counterfactual manner. The protocol proceeds similarly to in prior cases: we start the clock in $|\psi_{\text{off}}\rangle$ and apply a unitary which maps it to a suitable superposition of off and on when the 1st event occurs, namely to $c|\psi_{\text{off}}\rangle + s|\psi_{\text{on}}\rangle$. When the 2nd event occurs at some unknown time $t \in [0, 2t_1)$, we apply a unitary U_m and measure using the projection-valued measure $|\psi_{\text{off}}\rangle\langle\psi_{\text{off}}|, |A\rangle\langle A|, \mathbb{1} - |\psi_{\text{off}}\rangle\langle\psi_{\text{off}}| - |A\rangle\langle A|$, where $|A\rangle$ is stationary under the Hamiltonian evolution. After applying U_m to the on and off clock states at time t , the states take on the form

$$U_m |\psi_{\text{off}}\rangle = \frac{A_1}{N} |\psi_{\text{off}}\rangle + \frac{A_1}{N} |A\rangle + A_2 |A_{\text{off}}\rangle, \quad (6a)$$

$$U_m |\psi_{\text{on}}(t)\rangle = -\frac{c}{s} A_1 |\bar{\psi}_{\text{off}}(t)\rangle - \frac{c}{s} A_1 |\bar{A}(t)\rangle + A_3 |A_{\text{on}}(t)\rangle, \quad (6b)$$

where $A_2 = \sqrt{1 - 2(A_1/N)^2}$, $A_3 = \sqrt{1 - 2(c/s)^2 A_1^2}$ are normalisation parameters and the other parameters will be discussed shortly. All kets in the superpositions are orthonormal except for the overlaps $\langle\psi_{\text{off}}|\bar{\psi}_{\text{off}}(t)\rangle$, $\langle A|\bar{A}(t)\rangle$ and $\langle A_{\text{off}}|A_{\text{on}}(t)\rangle$. The kets $|A_{\text{off}}\rangle, |A_{\text{on}}(t)\rangle$ play the role of ancilla states that are chosen to guarantee $\langle\psi_{\text{off}}|\psi_{\text{on}}(t)\rangle = 0$ holds at all times. The overlaps $\langle\psi_{\text{off}}|\bar{\psi}_{\text{off}}(t)\rangle, \langle A|\bar{A}(t)\rangle$ are chosen such that the counterfactual clock functions properly: consider the state of the clock just before the measurement

$$U_m e^{-it\hat{H}} (c|\psi_{\text{off}}\rangle + s|\psi_{\text{on}}\rangle) = cU_m |\psi_{\text{off}}\rangle + sU_m |\psi_{\text{on}}(t)\rangle, \quad (7)$$

there the latter quantities are provided by eqs. (6a) and (6b). If the 2nd event occurs in interval $t \in [0, t_1)$, we require

$$\langle\psi_{\text{off}}|\bar{\psi}_{\text{off}}(t)\rangle = \begin{cases} 0 & \text{for } t \in [0, t_1) \\ 1/N & \text{for } t \in [t_1, 2t_1) \end{cases}, \quad (8a)$$

in order to be sure that the clock was off and $t \in [0, t_1)$, when the measurement outcome ψ_{off} is obtained (This can readily be seen from eqs. (6a), (6b), (7) and (8a) and the same interaction-free reasoning presented in the analysis of the elementary timekeeping systems). Similarly, if the 2nd event occurs in time interval $t \in [t_1, 2t_1)$, we require

$$\langle A|\bar{A}(t)\rangle = \begin{cases} 1/N & \text{for } t \in [0, t_1) \\ 0 & \text{for } t \in [t_1, 2t_1) \end{cases}, \quad (8b)$$

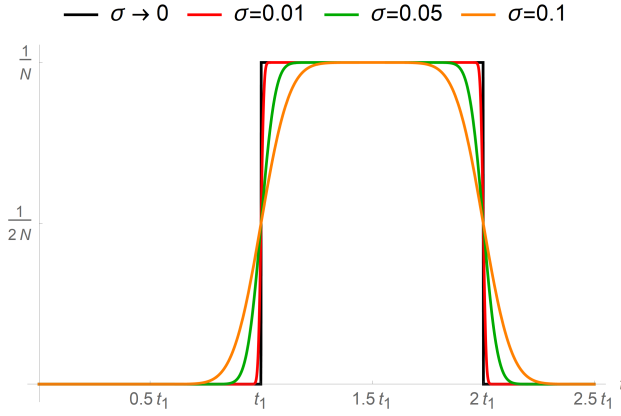


FIG. 3: Plot of the overlap $\langle \tilde{x}_0 | \tilde{x}_0(t) \rangle$ in eq. (9) for different values of σ (note that $\langle \tilde{x}_1 | \tilde{x}_1(t) \rangle$ is identical upto a shift to the left by an amount t_1). Observe how the difference between the ideal case (black) and that of $\sigma = 0.01$ (red) are practically indistinguishable. The small deviation between the black and coloured plots induces a small error. Note how the error is centred around t_1 , which is the time at which the clock would tick if it were on, and $2t_1$, which is the time interval corresponding to the 1st tick would ends if the clock were on.

in order to be sure that the clock was off and $t \in [t_1, 2t_1)$, when the outcome A is obtained, according to an interaction-free measurement. The role of N now becomes apparent: it quantifies the overlap between the projectors associated with the interaction-free outcomes and the dynamical kets $|\bar{\psi}_{\text{off}}(t)\rangle$ and $|\bar{A}(t)\rangle$.

It readily follows that the probability of knowing whether the 2nd event occurred in time interval $[0, t_1)$ or $[t_1, T_0)$ when the clock was off, that is to say, the probability of obtaining measurement outcomes ψ_{off} or A in our protocol, is $P_{\text{cf}} = 2c^2 A_1^2 / N^2$. One would want to choose A_1, s and N such as to maximise this probability while satisfying all the constraints. It happens that one can find states $|\psi_{\text{off}}\rangle, |\psi_{\text{on}}\rangle$, and a Hamiltonian \hat{H} , such that all the constraints can be satisfied other than eqs. (8a) and (8b), which appears to lead to unnormalisable states $|\psi_{\text{off}}\rangle, |A\rangle$. From a physical perspective, the problem appears to be related to requiring the overlaps to transition from zero to a finite constant instantaneously while having a time evolution governed by a time independent Hamiltonian. However, a minor modification resolves the conflict: One can replace the r.h.s. of eqs. (8a) and (8b) with approximate version using the *error function* erf. Specifically, $\langle \psi_{\text{off}} | \bar{\psi}_{\text{off}}(t) \rangle = f_0(t)$, $\langle A | \bar{A}(t) \rangle = f_1(t)$, with

$$f_l(t) = \frac{1}{2N} \left[\text{erf} \left(\frac{t/t_1 + l - 1}{\sqrt{2}\sigma} \right) - \text{erf} \left(\frac{t/t_1 + l - 2}{\sqrt{2}\sigma} \right) \right], \quad (9)$$

and where $\sigma > 0$ controls the approximation. In the limit $\sigma \rightarrow 0$ the above overlaps are equal to eqs. (8a) and (8b). We can now find solutions for all $\sigma > 0$. We plot eq. (9) in fig. 3 for varying approximation values $\sigma > 0$. We can quantify the error by the difference in probabilities associated with the interaction-free outcomes, between the actual clock state which is measured, and an “idealised” clock state: $\text{Dif}_p(\sigma, t) := \left| \left| \langle x_p | (c|\psi_{\text{off}}\rangle + s|\psi_{\text{on}}(t)\rangle) \right|^2 - \left| \langle x_p | (c|\psi_{\text{off}}\rangle + s|\psi_{\text{on}}I(t)\rangle) \right|^2 \right|$, where we have used the short-hand $x_0 = \psi_{\text{off}}$ for $p = 0$, $x_1 = A$ for $p = 1$. Here the “idealised on state”, namely $|\psi_{\text{on}}I(t)\rangle$, is identical to $|\psi_{\text{on}}(t)\rangle$ given by eq. (6b), except that the kets $|\bar{\psi}_{\text{off}}(t)\rangle, |\bar{A}(t)\rangle$, satisfy eqs. (8a) and (8b) rather than eq. (9). Importantly, the quantification of the error is meaningful, since if one were to use this idealised state in our protocol, it would result in zero false predictions: it would always predict the correct time and the clock would have always been off when an interaction-free outcome had been obtained. Additionally, since the time t at which one measures the clock could be any time in $[0, 2t_1)$, we time-average $\text{Dif}_p(\sigma, t)$ over the time interval $[pt_1, (p+1)t_1)$ in which the outcome x_p should have occurred, resulting in what we call the type-1 error (This error is thus due to the clock predicting the correct time, but being on); and we time-average over the remaining time, in which the outcome x_p should not have occurred, resulting in what we call the type-2 error (This error is thus due to the clock predicting the incorrect time). In the case considered here, in which the clock ticks once when turned on, one only needs to consider the type-1 and type-2 errors for the $p = 0$ case, since the error types are identical for the $p = 1$ case. Hence we will forgo the label p in the following discussion.

We show in the appendix C 3 that the difference in fidelities can be made arbitrarily small for both error types, while always having a non zero probability of obtaining the interaction-free outcome. In particular, if we choose $\sigma = 0.019$, we can obtain a total interaction-free probability of half what it was in the previous optimal case, namely to $1/6$, and only incur type one and two errors of 1.0×10^{-3} and 3.7×10^{-4} respectively. If we further

reduce σ to $\sigma = 0.0012$, the total interaction-free probability only drops by half again, to $1/12$, and the type one and two error probabilities are now merely 7.3×10^{-14} and 2.8×10^{-4} respectively.

ACKNOWLEDGMENTS

We thank Laura Burri for insightful feedback on an early draft of this manuscript. We are grateful to Thomas Galley, Victor Gitton, Richard Jozsa and Rob Spekkens for helpful discussions. M.W. acknowledges funding from the Swiss National Science Foundation (AMBIZIONE Fellowship, No. PZ00P2 179914) in addition to supported from the Swiss National Science Foundation via the National Centre for Competence in Research “QSIT”. S.S. acknowledges support from the QuantERA ERA-NET Cofund in Quantum Technologies implemented within the European Union’s Horizon 2020 Programme (QuantAlgo project), and administered through EPSRC Grant No. EP/R043957/1, and support from the Royal Society University Research Fellowship scheme. M.W. and S.S. both acknowledge funding from the Royal Society International Exchanges program (grant No. IES\R1\1801060).

AUTHOR CONTRIBUTIONS

M.W. derived the protocols and wrote the paper. S.S. implemented the numerical proof for the non existence of a noncontextual ontic model. Both authors contributed to ideas and discussions.

-
- [1] T. Purves and A. J. Short, “Quantum theory cannot violate a causal inequality,” (2021), arXiv:2101.09107.
 - [2] J. Wechs, H. Dourdent, A. A. Abbott, and C. Branciard, “Quantum circuits with classical versus quantum control of causal order,” (2021), arXiv:2101.08796.
 - [3] Aristotle, *Physics*, Book IV, Chapters 10 and 11. (Neeland Media, 2006) Translated by R.P. Hardie and R.K. Gaye.
 - [4] R. Rynasiewicz, in *The Stanford Encyclopedia of Philosophy*, edited by E. N. Zalta (Metaphysics Research Lab, Stanford University, 2014) summer 2014 ed.
 - [5] J. K. McDonough, in *The Stanford Encyclopedia of Philosophy*, edited by E. N. Zalta (Metaphysics Research Lab, Stanford University, 2019) fall 2019 ed., Section 5: Leibniz on the Space and Time.
 - [6] P. Pojman, in *The Stanford Encyclopedia of Philosophy*, edited by E. N. Zalta (Metaphysics Research Lab, Stanford University, 2020) winter 2020 ed.
 - [7] C. Hofer, *Studies in History and Philosophy of Science Part A* **25**, 287 (1994).
 - [8] T. Maudlin, in *The Metaphysics Within Physics* (Oxford University Press, 2007) pp. 104–142.
 - [9] C. Rovelli, *The Order of Time* (Penguin Books Limited, 2018).
 - [10] L. Smolin, *Time Reborn: From the Crisis in Physics to the Future of the Universe* (Houghton Mifflin Harcourt, 2013).
 - [11] J. Barbour, *The End of Time: The Next Revolution in Physics* (Oxford University Press, USA, 2001).
 - [12] A. C. Elitzur and L. Vaidman, *Foundations of Physics* **23**, 987 (1993).
 - [13] L. Vaidman, *Foundations of Physics* **33**, 491 (2003).
 - [14] R. Penrose, *Shadows of the Mind: A Search for the Missing Science of Consciousness* (Oxford University Press, 1994).
 - [15] R. Jozsa, in *1st NASA Conference on Quantum Computing and Quantum Communications* (1998) arXiv:quant-ph/9805086.
 - [16] G. Mitchison and R. Jozsa, *Proceedings of the Royal Society of London. Series A: Mathematical, Physical and Engineering Sciences* **457**, 1175 (2001).
 - [17] M. Hasenöhl and M. M. Wolf, “Interaction-Free’ Channel Discrimination,” (2020), arXiv:2010.00623.
 - [18] P. Kwiat, H. Weinfurter, T. Herzog, A. Zeilinger, and M. A. Kasevich, *Phys. Rev. Lett.* **74**, 4763 (1995).
 - [19] H. Weinfurter, P. Kwiat, T. Herzog, A. Zeilinger, and M. Kasevich, in *Quantum Electronics and Laser Science Conference* (Optical Society of America, 1995) p. QTuF5.
 - [20] P. G. Kwiat, A. G. White, J. R. Mitchell, O. Nairz, G. Weihs, H. Weinfurter, and A. Zeilinger, *Phys. Rev. Lett.* **83**, 4725 (1999).
 - [21] A. G. White, P. G. Kwiat, O. Nairz, G. Weihs, and A. Zeilinger, in *International Quantum Electronics Conference* (Optical Society of America, 1998) p. QMF1.
 - [22] O. Hosten, M. T. Rakher, J. T. Barreiro, N. A. Peters, and P. G. Kwiat, *Nature* **439**, 949 (2006).
 - [23] L. Hardy, *Phys. Rev. Lett.* **68**, 2981 (1992).
 - [24] Y. Aharonov, A. Botero, S. Popescu, B. Reznik, and J. Tollaksen, *Physics Letters A* **301**, 130 (2002).
 - [25] J. S. Lundeen and A. M. Steinberg, *Phys. Rev. Lett.* **102**, 020404 (2009).
 - [26] K. Yokota, T. Yamamoto, M. Koashi, and N. Imoto, *New Journal of Physics* **11**, 033011 (2009).
 - [27] R. Spekkens, M. Elliot, and M. Leife, In preparation; see talk here <http://pirsa.org/16060102/>.
 - [28] D. Schmid, H. Du, J. H. Selby, and M. F. Pusey, “The only noncontextual model of the stabilizer subtheory is Gross’s,” (2021), arXiv:2101.06263.
 - [29] J.-S. Jang, *Phys. Rev. A* **59**, 2322 (1999).
 - [30] R. W. Spekkens, *Phys. Rev. A* **71**, 052108 (2005).
 - [31] J. S. Bell, *Physics Physique Fizika* **1**, 195 (1964).

- [32] S. Kochen and E. P. Specker, *Journal of Mathematics and Mechanics* **17**, 59 (1967).
- [33] V. Gitton and M. P. Woods, “Solvable criterion for the contextuality of any prepare-and-measure scenario,” (2020), arXiv:2003.06426.
- [34] S. M. Barnett and S. Croke, *Adv. Opt. Photon.* **1**, 238 (2009).
- [35] H. Havlicek and K. Svozil, *Entropy* **20** (2018), 10.3390/e20040284.
- [36] D. Avis, in *Polytopes-Combinatorics and Computation* (Springer, 2000) pp. 177–198.
- [37] J. P. Boyd, *Journal of Scientific Computing* **29** (2006), 10.1007/s10915-005-9010-7.
- [38] S. Greitzer, *Arbelos* **4**, 14 (1986).

Appendices

Appendix A: Elementary time keeping devices

In the 1st and 2nd subsections, we will detail the protocol one implements when using the clock to tell the time counterfactually. In the 3rd subsection, we will characterise the measurement basis used at the end of the protocol from the 1st and 2nd subsections. In the 4th subsection we prove some consequences of the protocols and definitions made in the previous subsections.

1. Setup and protocol

In this subsection, we explain the full protocol which allows one to determine the time $t \in \{\tau_0, \tau_1, \tau_2, \dots, \tau_{N_T}\}$ using interaction-free measurements. For convenience, we denote the total number of orthogonal states of the system by $n := N_T + 2$ (that is, states $|\tau_0\rangle, |\tau_1\rangle, \dots, |\tau_{N_T}\rangle$ and $|E\rangle$). For the purpose of performing general projective measurements, we append an m -dimensional ancilla space \mathcal{H}_A to the Hilbert \mathcal{H}_S of the system, leading to a total Hilbert space $\mathcal{H}_S \oplus \mathcal{H}_A$. The ancilla states are always stationary, namely they do not change in time. Thus in total, we have the basis states $\{|E\rangle, |\tau_0\rangle, |\tau_1\rangle, \dots, |\tau_{N_T}\rangle, |A_1\rangle, |A_2\rangle, \dots, |A_m\rangle\}$, which we call the measurement basis. Observe that the m ancillas could be other energy eigenstates of the system which are orthogonal to the states $|\tau_0\rangle, |\tau_1\rangle, \dots, |\tau_{N_T}\rangle, |E\rangle$, or they could be produced via a separate $m + 1$ dimensional system via the identification $|\tau_0\rangle \equiv |\tau_0\rangle \otimes |d_0\rangle, |\tau_1\rangle \equiv |\tau_1\rangle \otimes |d_0\rangle, \dots, |\tau_{N_T}\rangle \equiv |\tau_{N_T}\rangle \otimes |d_0\rangle$, and $|E\rangle \equiv |E\rangle \otimes |d_0\rangle$, for original states of the system and $|A_1\rangle \equiv |E\rangle \otimes |d_1\rangle, |A_2\rangle \equiv |E\rangle \otimes |d_2\rangle, \dots, |A_m\rangle \equiv |E\rangle \otimes |d_m\rangle$, for the ancillary states, where $\{|d_0\rangle, |d_1\rangle, \dots, |d_m\rangle\}$, are orthonormal states of the separate $m + 1$ dimensional system.

Initially we set the system to be in the energy eigenstate, $|E\rangle$. Then, when the 1st event occurs, a unitary is applied to take the state to a superposition of $|E\rangle$ and $|\psi\rangle$. Using the branching notation from the main text to distinguish between the two orthogonal states:

$$\begin{array}{c}
 \bullet c|E\rangle \\
 \diagup \\
 |E\rangle \\
 \diagdown \\
 \bullet s|\psi\rangle
 \end{array}
 \tag{A1}$$

where $c := \cos \theta$ and $s := \sin \theta$. We then wait until the 2nd event occurs at unknown time τ_l . The system now is of the form

$$\begin{array}{c}
 \bullet c|E\rangle \rightsquigarrow c|E\rangle \\
 \diagup \\
 |E\rangle \\
 \diagdown \\
 \bullet s|\psi\rangle \rightsquigarrow s|\tau_l\rangle
 \end{array}
 \tag{A2}$$

where $\tau_l \in \{\tau_0, \tau_1, \dots, \tau_{N_T}\}$. We now perform a unitary U_m over the system. The quantum states have support on the ancillas after the application of the unitary. The system now takes on the form:

$$\begin{array}{c}
 \bullet c|E\rangle \rightsquigarrow c|E\rangle \xrightarrow{U_m} cA_0^0|E\rangle + \sum_{j=1}^{N_T} cA_j^0|\tau_j\rangle + cA_{N_T+1}^0(\tau_l)|\tau_0\rangle + \sum_{k=1}^m cB_{-1,k}|A_k\rangle \\
 \diagup \\
 |E\rangle \\
 \diagdown \\
 \bullet s|\psi\rangle \rightsquigarrow s|\tau_l\rangle \xrightarrow{U_m} sA_0^1(\tau_l)|E\rangle + \sum_{j=1}^{N_T} sA_j^1(\tau_l)|\tau_j\rangle + sA_{N_T+1}^1(\tau_l)|\tau_0\rangle + \sum_{k=1}^m sB_{l,k}|A_k\rangle
 \end{array}
 \tag{A3}$$

where the amplitudes $A_q^0, A_q^1(\tau_l)$ are to be characterised in appendix A 3. To finalise the protocol, we immediately measure in the measurement basis after U_m is applied. Here we will use the convention that the interaction-free outcomes are associated with the post-measurement states $\{|E\rangle, |\tau_1\rangle, \dots, |\tau_{N_T}\rangle\}$. After the measurement, if one of the outcomes associated with the post-measurement states $\{|\tau_1\rangle, \dots, |\tau_{N_T}\rangle\}$ is obtained, one may immediately apply the unitary which takes the state back to $|E\rangle$. Doing so prevents the clock from evolving after the measurement yields an interaction-free outcome.

In the simple case presented in the main text with one tick only ($N_T = 1$), we used an alternative convention in which we associated the measurement outcomes $|E\rangle$, $|A\rangle$, with the interaction-free outcomes. However, as we also pointed out, while this has some interpretation advantages, it does obscure the role of the ancillas, since they appear not to be strictly necessary. For the case of an arbitrary number of ticks, in this alternative convention, one associates the interaction-free outcomes with the post-measurement states $\{|E\rangle, |A_1\rangle, |A_2\rangle, \dots, |A_{N_T}\rangle\}$ (provided one uses a number of ancillas $m \geq N_T$). In this case one would apply the unitary U'_m instead of U_m , where $U'_m = \tilde{U}U_m$, and where unitary \tilde{U} interchanges ancilla states and clock states: $\tilde{U}|\tau_l\rangle = |A_l\rangle$, $\tilde{U}|A_l\rangle = |\tau_l\rangle$, for $l = 1, 2, \dots, N_T$ and acts trivially on all other basis states. Note that since this amounts to a simple change of basis, such a unitary is guaranteed to always exist.

2. Interaction-free measurement (Formal definition)

Given the presentation of the general protocol in appendix A 1, we can now formally define the interaction-free measurement which is appropriate for our setting. Note that the definition also includes its standard interpretation.

Definition 1 (Interaction-free measurement for clocks). We call a projective measurement in the basis $|E\rangle, |\tau_1\rangle, |\tau_2\rangle, \dots, |\tau_{N_T}\rangle$ an *interaction-free measurement* if at least one of its outcomes is an *interaction-free outcome*. We say that the outcome E (or τ_k) is an interaction-free outcome if the following two equations are both satisfied.

$$A_0^1(\tau_0) = 0 \quad \left(\text{or } A_k^1(\tau_k) = 0 \right), \quad (\text{A4})$$

and

$$A_0^1(\tau_l) = -\frac{c}{s}A_0^0, \quad \left(\text{or } A_k^1(\tau_l) = -\frac{c}{s}A_k^0 \right), \quad (\text{A5})$$

for all $l = 0, 1, 2, \dots, k-1, k+1, \dots, N_T$. Furthermore, when an interaction-free outcome E (or τ_k) is obtained, we say that the elapsed time between the two events was τ_0 (or τ_k), and that the clock was *always off*.

The reasoning behind this definition is based on the usual arguments of interaction-free measurements: eq. (A4) allows us to conclude that if one obtains measurement outcome E (or τ_k) and $t = \tau_0$ (or $t = \tau_k$), the clock must have been always off, since the amplitude in the on branch of the ket $|E\rangle$ (or $|\tau_l\rangle$) is zero during said time interval (see eq. (A3)). Meanwhile, eq. (A5) guarantees that if E (or τ_k) is obtained, then we *must* have $t = \tau_0$ (or $t = \tau_k$), since the amplitude $A_0^1(\tau_l)$ (or $A_k^1(\tau_l)$) cancels out with the amplitude A_0^0 (or A_k^0) for all times $t \neq \tau_0$ (or $t \neq \tau_k$), (see eq. (A3)).

3. Characterisation of unitary U_m .

We consider the case in which we associate all of the measurement outcomes $E, \tau_1, \tau_2, \dots, \tau_{N_T}$ with the elapsed time being $\tau_0, \tau_1, \tau_2, \dots, \tau_{N_T}$ respectively, and the clock being off (this is to say, we associate $E, \tau_1, \tau_2, \dots, \tau_{N_T}$ with interaction-free outcomes). The constraints given by eqs. (A4) and (A5) constrain the matrix coefficients of the unitary matrix U_m . Specifically, by writing them out explicitly, we have that U_m is of the form

	$ E\rangle$	$ \tau_1\rangle$	$ \tau_2\rangle$	$ \tau_3\rangle$	\dots	$ \tau_{N_T}\rangle$	$ \tau_0\rangle$		$ A_1\rangle$	\dots	$ A_m\rangle$
$ E\rangle$	A_0^0	A_1^0	A_2^0	A_3^0	\dots	$A_{N_T}^0$	γ_0		$B_{-1,1}$	\dots	$B_{-1,m}$
$ \tau_1\rangle$	0	$-A_1^0 r$	$-A_2^0 r$	$-A_3^0 r$	\dots	$-A_{N_T}^0 r$	γ_1		$B_{1,1}$	\dots	$B_{1,m}$
$ \tau_2\rangle$	$-A_0^0 r$	0	$-A_2^0 r$	$-A_3^0 r$	\dots	$-A_{N_T}^0 r$	γ_2		$B_{2,1}$	\dots	$B_{2,m}$
$ \tau_3\rangle$	$-A_0^0 r$	$-A_1^0 r$	0	$-A_3^0 r$	\dots	$-A_{N_T}^0 r$	γ_3		$B_{3,1}$	\dots	$B_{3,m}$
\vdots	\vdots	\vdots	\vdots	\vdots	\vdots	\vdots	\vdots	\vdots	\vdots	\vdots	\vdots
$ \tau_{N_T}\rangle$	$-A_0^0 r$	$-A_1^0 r$	$-A_2^0 r$	$-A_3^0 r$	\dots	$-A_{N_T}^0 r$	γ_{N_T}		$B_{N_T,1}$	\dots	$B_{N_T,m}$
$ \tau_0\rangle$	$-A_0^0 r$	$-A_1^0 r$	$-A_2^0 r$	$-A_3^0 r$	\dots	0	γ_{N_T+1}		$B_{N_T+1,1}$	\dots	$B_{N_T+1,m}$
$ A_1\rangle$	$B_{N_T+2,0}$	$B_{N_T+2,1}$	$B_{N_T+2,2}$	$B_{N_T+2,3}$	\dots	B_{N_T+2,N_T}	B_{N_T+2,N_T+1}		B_{N_T+2,N_T+2}	\dots	B_{N_T+2,N_T+m+1}
\vdots	\vdots	\vdots	\vdots	\vdots	\vdots	\vdots	\vdots	\vdots	\vdots	\vdots	\vdots
$ A_m\rangle$	$B_{N_T+m+1,0}$	$B_{N_T+m+1,1}$	$B_{N_T+m+1,2}$	$B_{N_T+m+1,3}$	\dots	B_{N_T+m+1,N_T}	B_{N_T+m+1,N_T+1}		B_{N_T+m+1,N_T+2}	\dots	B_{N_T+m+1,N_T+m+1}

(A6)

where we have denoted $r := c/s = \cos(\theta)/\sin(\theta)$, and all matrix entries are arbitrary complex numbers such that $U_m U_m^\dagger = U_m^\dagger U_m = \mathbb{1}$. The horizontal solid inner line and the vertical dotted inner line are visual aids only. They

represent the boundaries of the unitary U_m if no ancilla states are used. The full matrix includes m orthonormal ancillary states with matrix coefficients represented matrix elements $B_{i,j}$.

Recall that the ancillary kets $\{|A_k\rangle\}_{k=1}^m$ are completely optional and only serve as an aid to make the matrix unitary for values of $\{A_l^0\}_{l=0}^{N_T}$ which might have not been permissible otherwise. The probability of finding the register off and the time to be τ_l upon measurement is $P_{\text{cf}}^{(l)} = |cA_l^0|^2$, $l \in \mathbb{N}_{\geq 0}$.

The example in the main text where the clock ticks once and requires one ancilla state corresponds to the unitary matrix:

$$\begin{array}{c|cccc}
 & |E\rangle & |\tau_1\rangle & |\tau_0\rangle & |A\rangle \\
 \hline
 |E\rangle & \sqrt{1/3} & \sqrt{1/3} & \sqrt{1/3} & 0 \\
 |\tau_1\rangle & 0 & -\sqrt{1/3} & \sqrt{1/3} & -\sqrt{1/3} \\
 |\tau_0\rangle & -\sqrt{1/3} & 0 & \sqrt{1/3} & \sqrt{1/3} \\
 |A\rangle & \sqrt{1/3} & -\sqrt{1/3} & 0 & \sqrt{1/3}
 \end{array} \tag{A7a}$$

and

$$c = s = 1/\sqrt{2} \tag{A7b}$$

4. Structure and achievability proofs

In this subsection we present two propositions. The first one shows that ancillary states are necessary in order for the counterfactual clock to function, while the second shows that counterfactual clocks exist which tick an arbitrary number of times (i.e. for all $N_T \in \mathbb{N}_{>0}$).

Proposition 1 (Ancillas are necessary). Consider the counterfactual clock protocol described in appendices A 1 and A 3, for the case where the clock ticks once ($N_T = 1$) and the number of ancilla states is zero ($m = 0$). There is no solution for which the probability of the no-tick event, $P_{\text{cf}}^{(0)}$, and the probability of the tick event, $P_{\text{cf}}^{(1)}$, are both non-zero.

Proof. For the case $N_T = 1$, $m = 0$, the matrix in eq. (A6) reduces to

$$\begin{array}{c|ccc}
 & |E\rangle & |\tau_1\rangle & |\tau_0\rangle \\
 \hline
 |E\rangle & A_0^0 & A_1^0 & \gamma_0 \\
 |\tau_1\rangle & 0 & -A_1^0 r & \gamma_1 \\
 |\tau_0\rangle & -A_0^0 r & 0 & \gamma_2
 \end{array} \tag{A8}$$

Unitary matrices require their row and column vectors to be orthogonal. Applying this constraint to the 1st two columns, one finds $A_0^0 (A_1^0)^\dagger = 0$, which implies $|A_0^0| |A_1^0| = 0$ and hence $A_0^0 = 0$ and/or $A_1^0 = 0$. Therefore, since $P_{\text{cf}}^{(0)} = |cA_0^0|^2$, and $P_{\text{cf}}^{(1)} = |cA_1^0|^2$, there is no solution for which $P_{\text{cf}}^{(0)} > 0$ and $P_{\text{cf}}^{(1)} > 0$. \square

We now prove that for all $N_T \in \mathbb{N}^+$, there exists a finite dimensional ancilla system and unitary U_m such that there is a non zero probability of finding the clock off at all measurement times.

Proposition 2 (Counterfactual clocks with arbitrarily many ticks exist). Let $N_T \in \mathbb{N}_{>0}$. Then, for any $\{\tilde{A}_0^0, \tilde{A}_1^0, \tilde{A}_2^0, \dots, \tilde{A}_{N_T}^0, \tilde{\gamma}_0, \tilde{\gamma}_1, \tilde{\gamma}_2, \dots, \tilde{\gamma}_{N_T+1}\} \in \mathbb{R}^{2N_T+3}$, and $r \neq 0$, there exists a $\gamma > 0$ for which a unitary matrix of the form eq. (A6) exists, with the amplitudes corresponding to interaction-free outcomes given by $A_0^0 = \gamma \tilde{A}_0^0$, $A_1^0 = \gamma \tilde{A}_1^0$, $A_2^0 = \gamma \tilde{A}_2^0$, \dots , $A_{N_T}^0 = \gamma \tilde{A}_{N_T}^0$, and gamma coefficients given by $\gamma_0 = \gamma \tilde{\gamma}_0$, $\gamma_1 = \gamma \tilde{\gamma}_1$, $\gamma_2 = \gamma \tilde{\gamma}_2$, \dots , $\gamma_{N_T+1} = \gamma \tilde{\gamma}_{N_T+1}$, and $m = 2(N_T + 2)$ ancillary states.

Proof. It is by construction, and hence can be used to work out particular values of γ for any instance of the problem. Denote by $\vec{F}_j = \gamma \vec{f}_j$ ($j = 1, 2, 3, \dots, m$) the j th column vector of eq. (A6). As is well known, since eq. (A6) is a square matrix, it follows that it is a unitary matrix if the vectors $\{\vec{F}_j\}_{j=1}^m$ form an orthonormal family. We therefore need to prove that the vectors \vec{F}_j can be made orthonormal.

To start with, we will decompose the vector $\{\vec{f}_j\}_{j=1}^{N_T+2}$ into a direct sum of three other vectors, namely for $j = 1, 2, 3, \dots, N_T + 2$, let $\vec{f}_j = \vec{e}_j \oplus \vec{X}_j \oplus \vec{Y}_j$, where $\vec{e}_j, \vec{X}_j, \vec{Y}_j \in \mathbb{R}^{N_T+2}$. Since the matrix in eq. (A6) is a square matrix, this choice fixes the number of ancillas to be $m = 2(N_T + 2)$. Note that the vectors $\{\vec{e}_j\}_{j=1}^{N_T+2}$ are completely fixed, up to the constant γ , by the given parameters in the proposition statement. Meanwhile the

vectors \vec{X}_j, \vec{Y}_j are complete undetermined at this stage. We first fix the \vec{Y}_j vectors: for $j, k = 1, 2, 3, \dots, N_T + 2$, let $[\vec{Y}_j]_k = \delta_{j,k} c_j$, where $\delta_{j,k}$ is the Kronecker delta, and the coefficients $\{c_j\}_{j=1}^{N_T+2} \in \mathbb{R}^{N_T+2}$ are to be determined. We will now fix the \vec{X}_j vectors. We will use them for so-called *dimensional lifting* of the vectors \vec{e}_j to an orthogonal set. The algorithm in [35] shows how to choose vectors $\{\vec{x}_j\}_{j=1}^{N_T+2}$ so that the vectors $\{\vec{e}_j \oplus \vec{x}_j\}_{j=1}^{N_T+2}$ form an orthogonal family for any given set $\{\vec{e}_j\}_{j=1}^{N_T+2}$. It thus follows due to the form of the vectors \vec{Y}_j , that the vectors $\{\vec{F}_j = \gamma \vec{e}_j \oplus \vec{X}_j \oplus \vec{Y}_j\}_{j=1}^{N_T+2}$ form an orthogonal family for all $\{c_j\}_{j=1}^{N_T+2} \in \mathbb{R}^{N_T+2}$ and for all $\gamma > 0$. Imposing normalisation on the vectors $\{\vec{F}_j\}_{j=1}^{N_T+2}$, we find for $j = 1, 2, 3, \dots, N_T + 2$:

$$\frac{1}{\gamma^2} - |c_j|^2 = (\vec{X}_j)^\dagger \vec{X}_j + (\vec{Y}_j)^\dagger \vec{Y}_j. \quad (\text{A9})$$

Now denote by $D := \max_{j \in \{1, 2, \dots, N_T+2\}} \{(\vec{X}_j)^\dagger \vec{X}_j + (\vec{Y}_j)^\dagger \vec{Y}_j\}$, and the value of j which solves the maximization by j^* . Furthermore, set $c_{j^*} = 0$ so that it follows from eq. (A9), that $\gamma = 1/\sqrt{D}$. We can solve eq. (A9) for all $j \neq j^*$, with a solution for the coefficients c_j satisfying $0 \leq |c_j|^2 \leq 1/\gamma^2 = D$.

We now have an orthonormal set of vectors $\{\vec{F}_j\}_{j=1}^{N_T+2}$, and all that remains is to find the remaining vectors $\{\vec{F}_j\}_{j=N_T+3}^{N_T+2+m}$, with $m = 2(N_T + 2)$. Since this latter set of vectors contains elements without any constraint on them, other than those which allow eq. (A9) to be a unitary matrix, we can simply apply the Gram-Schmidt orthonormalization procedure on the input sequence $(\vec{F}_j)_{j=1}^{N_T+2} \frown (\vec{z}_j)_{j=N_T+3}^{N_T+2+m}$, where $\{\vec{z}_j\}_{j=N_T+3}^{N_T+2+m}$ is an arbitrary set of vectors linearly independent of $\{\vec{F}_j\}_{j=1}^{N_T+2}$, and \frown denotes sequence concatenation. The output of the Gram-Schmidt orthogonalisation procedure is then the orthonormal family $(\vec{F}_j)_{j=1}^{3(N_T+2)}$ where the 1st $N_T + 2$ elements are identical to the first $N_T + 2$ orthonormal vectors of the input sequence to the Gram-Schmidt orthogonalisation procedure. This completes the proof. \square

5. Proof of Theorem 1

Here we prove the theorem from the main text:

Theorem 1. Time is substantial if assumptions (A) and (B) hold.

Proof. Proposition 2 together with assumption (A) prove that for any elapsed time between two events $t \in \{\tau_0, \tau_1, \dots, \tau_{N_T}\}$, a counterfactual clock exits and can determine said elapsed time for any $N_T \in \mathbb{N}_{>0}$ with the clock always off. Therefore, the theorem follows by invoking assumption (B). \square

Appendix B: Implementation of the proof of no classical model

Here we describe the numerical implementation of the proof that there does not exist a non contextual ontic model for the case simple counterfactual clock described in section IV A. The entire problem is fully determined by the set \mathbf{s}_{cf} of states (eq. (4)) and the set \mathbf{e}_{cf} of effects (eq. (5)), with U_m and c, s given by eqs. (A7a) and (A7b).

We will follow the outline of the algorithm [33] and perform the following steps. The inner product is taken to be the Hilbert-Schmidt inner product:

1. Project the set of extreme points of the set \mathbf{s}_{cf} onto $\text{span}(\mathbf{e}_{\text{cf}})$, where span denotes the linear span. Let $P_{\mathbf{e}}(\mathbf{s})$ denote the resulting set vectors. We call $\text{span}(P_{\mathbf{e}}(\mathbf{s}))$ the *Reduced space* and denote it by \mathcal{R} . It is the effective vector space of our clock.
2. Using the Gram-Schmidt orthogonalization procedure, construct an orthonormal basis for \mathcal{R} .
3. Project the extreme points of the sets \mathbf{s}_{cf} and \mathbf{e}_{cf} onto \mathcal{R} . Denote the corresponding new sets as $P_{\mathcal{R}}(\mathbf{e})$ and $P_{\mathcal{R}}(\mathbf{s})$. The elements of the latter sets represent rays (also known as half-lines) emanating from the origin (which is the point $\mathbf{0} := (0, \dots, 0)$ with dimension $\dim(\mathcal{R})$ entries in the orthonormal basis for \mathcal{R}).
4. Run Vertex Enumeration algorithm [36] twice. Once for rays $P_{\mathcal{R}}(\mathbf{e})$ and again for the rays $P_{\mathcal{R}}(\mathbf{s})$. The input to the algorithm is given using the V-representation which has the format (list of vertices, list of rays) and in our case it simplifies to $(\mathbf{0}, \text{list of rays})$. Note that it differs from the H-representation which is set of linear inequalities corresponding to the intersection of halfspaces. We used Matlab wrapper GeoCalcLib (<http://worc4021.github.io/>) and performed all the computations using Matlab R2020a. The two runs of the algorithm on inputs $(\mathbf{0}, P_{\mathcal{R}}(\mathbf{s}))$ and $(\mathbf{0}, P_{\mathcal{R}}(\mathbf{e}))$ produce the following sets of extreme rays: $\text{Ray}_S, \text{Ray}_E$ respectively.

5. Form a new set $\text{Ray}_{final} = \{a \otimes b\}$ where $a \in \text{Ray}_S$ and $b \in \text{Ray}_E$.
6. Run Vertex Enumeration algorithm on $(\mathbf{0} \otimes \mathbf{0}, \text{Ray}_{final})$ using the V-representation to obtain a set of extreme rays W . The set W contains the list of potential non-classicality witnesses.
7. To verify that the pair of sets $\mathbf{s}_{cf}, \mathbf{e}_{cf}$ does not admit a non contextual ontic model, it suffices to check whether there exists $w \in W$ such that

$$\left\langle \sum_{j=1}^{\dim(\mathcal{R})} \mathcal{R}_j \otimes \mathcal{R}_j, w \right\rangle < 0, \quad (\text{B1})$$

where $(\mathcal{R}_j)_{j=1}^{\dim(\mathcal{R})}$ is the sequence of orthonormal basis elements for \mathcal{R} calculated in step 2, and $\langle \cdot, \cdot \rangle$ represent the Hilbert-Schmidt inner product.

Note that computation times for the last instance of vertex enumeration (with input $(\mathbf{0} \otimes \mathbf{0}, \text{Ray}_{final})$) runs for an extremely long time, so we employed a slight optimization by preprocessing the set Ray_{final} by applying the GeoCalcLib vertex Reduction routine which produces an irredundant vertex/ray description of a polyhedron in V-representation. This allowed us to run Vertex Enumeration algorithm with input $(\mathbf{0}, T)$, where $T \subset \text{Ray}_{final}$.

We were able to successfully identify an element of $w \in W$ which provides large enough violation to conclusively rule out any classical explanation of our clock.

Appendix C: Engineered counterfactual clock

Here we will explain in detail how the counterfactual engineered clock works. The material is divided into four subsections to aid comprehension.

1. Preliminaries

Here we will describe the required dynamics of the on an off states of the clock, and show that such dynamics is indeed achievable. In particular, we will need to consider two orthonormal states $|\psi_{\text{off}}\rangle$ and $|\psi_{\text{on}}\rangle$, on an infinite dimensional Hilbert space, whose dynamics is generated via a Hamiltonian \hat{H} of the form

$$\hat{H} = \hat{H}_{\text{on}} - \hat{H}_{\text{on}} |\psi_{\text{off}}\rangle \langle \psi_{\text{off}}| \hat{H}_{\text{on}} / r_0, \quad (\text{C1})$$

where \hat{H}_{on} and $|\psi_{\text{off}}\rangle$ are arbitrary so long as $r_0 := \langle \psi_{\text{off}} | \hat{H}_{\text{on}} | \psi_{\text{off}} \rangle \neq 0$. We require that the dynamics of $|\psi_{\text{on}}\rangle$ under \hat{H}_{on} is orthogonal to $|\psi_{\text{off}}\rangle$ at all times relevant to the experiment:

$$\langle \psi_{\text{off}} | \psi_{\text{on}}(t) \rangle = 0, \quad \forall t \in [0, x_0 T_0] \quad (\text{C2})$$

where

$$|\psi_{\text{on}}(t)\rangle := e^{-it\hat{H}_{\text{on}}} |\psi_{\text{on}}\rangle, \quad (\text{C3})$$

and $[0, x_0 T_0]$ is the time during which the clock will function and will be detailed later at the beginning of appendix C 2). We now demonstrate a simple proposition which shows how $|\psi_{\text{off}}\rangle$ and $|\psi_{\text{on}}(t)\rangle$ evolve under the total Hamiltonian \hat{H} :

Proposition 3. For all $t \in [0, x_0 T_0]$,

$$e^{-it\hat{H}} |\psi_{\text{off}}\rangle = |\psi_{\text{off}}\rangle \quad (\text{C4})$$

$$e^{-it\hat{H}} |\psi_{\text{on}}\rangle = |\psi_{\text{on}}(t)\rangle, \quad (\text{C5})$$

where $|\psi_{\text{on}}(t)\rangle$ is given by eq. (C2).

Proof. From eq. (C3) it follows

$$0 = \frac{d}{dt} \langle \psi_{\text{off}} | \psi_{\text{on}}(t) \rangle = -i \langle \psi_{\text{off}} | \hat{H}_{\text{on}} | \psi_{\text{on}}(t) \rangle. \quad (\text{C6})$$

We thus conclude $\langle \psi_{\text{off}} | \hat{H}_{\text{on}} | \psi_{\text{on}}(t) \rangle = 0$ for all $t \in [0, x_0 T_0]$. Therefore, using eq. (C1) we find

$$\hat{H} |\psi_{\text{on}}(t)\rangle = \hat{H}_{\text{on}} |\psi_{\text{on}}(t)\rangle, \quad t \in [0, x_0 T_0] \quad (\text{C7})$$

$$\hat{H} |\psi_{\text{off}}\rangle = \mathbf{0}, \quad (\text{C8})$$

where $\mathbf{0}$ is the zero vector. We can use eq. (C7) to obtain eq. (C4):

$$e^{-it\hat{H}} |\psi_{\text{on}}\rangle = \lim_{N \rightarrow \infty} \left(\mathbb{1} - it\hat{H}/N \right)^N |\psi_{\text{on}}\rangle = \lim_{N \rightarrow \infty} \left(\mathbb{1} - it\hat{H}/N \right)^{N-1} \left(|\psi_{\text{on}}(t/N)\rangle + \mathcal{O}(t/N)^2 \right) \quad (\text{C9})$$

$$= \lim_{N \rightarrow \infty} \left(\mathbb{1} - it\hat{H}/N \right)^{N-2} \left(|\psi_{\text{on}}(2t/N)\rangle + \mathcal{O}(t/N)^2 \right) = \lim_{N \rightarrow \infty} \left(|\psi_{\text{on}}(t)\rangle + N\mathcal{O}(t/N)^2 \right) \quad (\text{C10})$$

$$= |\psi_{\text{on}}(t)\rangle. \quad (\text{C11})$$

Likewise, eq. (C5) follows from eq. (C8). \square

2. Protocol and model derivation

We 1st state the general dynamical properties of the clock at a qualitative level when turned on (i.e. operated in standard fashion). This will allow for a mental picture which will aid comprehension of the quantitative study which is to follow. When the 1st event occurs, the clock is turned to the on state, $|\psi_{\text{on}}(0)\rangle$, and it starts ticking at elapsed times $t_1, 2t_1, 3t_1, \dots, N_T t_1$. Then, at time $T_0 = (N_T + 1)t_1$, the dynamics of the clock repeats itself. The periodic behaviour is repeated $x_0 \in \mathbb{N}_{>0}$ times. Evidently, this clock can only tell the time modulo the period T_0 . Importantly, the time at which the 2nd event occurs can be *any* time in the interval $[0, x_0 T_0]$, with the answer being an estimate on the number of ticks which have occurred between the 1st and 2nd events.

One starts with the clock in the off state $|\psi_{\text{off}}\rangle$ and applies a unitary to turn it to $|\psi_{\text{on}}(t)\rangle$ when the 1st event occurs. The clock will then evolve unitarily until the 2nd event occurs at some time t , at which point we measure the state $|\psi_{\text{on}}(t)\rangle$ using an appropriately chosen measurement. The engineered clock's on state, $|\psi_{\text{on}}(t)\rangle$, will not be orthogonal to itself after ticking: $\langle \psi_{\text{on}}(t) | \psi_{\text{on}}(t') \rangle \neq 0$ for $t \in [lt_1, (l+1)t_1]$, $t' \in [l't_1, (l'+1)t_1]$, with $l \neq l'$, and $l, l' \in \{0, 1, 2, \dots, N_T\}$. Since quantum measurements cannot perfectly distinguish non-orthogonal states, this implies that the clock will not be able to tell the time perfectly when used. However, the overlaps will decrease with increasing $|l - l'|$, and hence a well chosen measurement can still provide a good estimate of the number of ticks occurred. This point will not be of much importance when using the clock counterfactually, since in this modus operandi, the clock can only achieve the interaction-free outcomes with a probability less than one anyway (analogously to the elementary clocks from appendix A) and we will effectively be performing a form of unambitious quantum state discrimination.

While the quantum system used as a counterfactual clock is much more complex in the engineered quantum clock case, the actual protocol is very similar to the one we have seen already in the elementary clock case, namely, starting with the clock in the off state, $|\psi_{\text{off}}\rangle$, a unitary U is applied when the 1st event occurs transforming the clock to $c|\psi_{\text{off}}\rangle + s|\psi_{\text{on}}(0)\rangle$, followed by applying a unitary U_m when the 2nd event occurs and measuring in the measurement basis. The main physically important new feature is that the elapsed time between the two events can be *any* time in the interval $[0, x_0 T_0]$. It is useful to introduce a set of orthonormal ancillary states, $\{|\tilde{A}_l\rangle\}_{l=1}^{N_T}$, which are orthogonal to the Hamiltonian, namely $\hat{H}|\tilde{A}_l\rangle = 0$. These form part of the basis in which we measure. In this section, the measurement basis, is the set of orthogonal projectors $\{ |\Psi_{\text{off}}\rangle\langle\Psi_{\text{off}}|, |\tilde{A}_1\rangle\langle\tilde{A}_1|, |\tilde{A}_2\rangle\langle\tilde{A}_2|, \dots, |\tilde{A}_{N_T}\rangle\langle\tilde{A}_{N_T}|, \mathbb{1} - |\Psi_{\text{off}}\rangle\langle\Psi_{\text{off}}| - |\tilde{A}_1\rangle\langle\tilde{A}_1| - |\tilde{A}_2\rangle\langle\tilde{A}_2| - \dots - |\tilde{A}_{N_T}\rangle\langle\tilde{A}_{N_T}| \}$, where $\mathbb{1}$ denotes the identity operator.³ (In the case considered in main text, for which $N_T = 1$, we denoted $|\tilde{A}_1\rangle$ by $|A\rangle$ for simplicity). Diagrammatically, just before the measurement, the protocol is as follows:

$$\begin{array}{l}
 \begin{array}{c} \bullet \\ \diagdown \\ \psi_{\text{off}} \end{array} \begin{array}{c} c|\psi_{\text{off}}\rangle \\ \rightsquigarrow^t c|\psi_{\text{off}}\rangle \end{array} \xrightarrow{U_m} \frac{A_1}{N} |\psi_{\text{off}}\rangle + \frac{A_1}{N} |\tilde{A}_1\rangle + \dots + \frac{A_1}{N} |\tilde{A}_{N_T}\rangle + A_2 |\mathbf{A}_{\text{off}}\rangle \\
 \begin{array}{c} \bullet \\ \diagup \\ \psi_{\text{off}} \end{array} \begin{array}{c} s|\psi_{\text{on}}(0)\rangle \\ \rightsquigarrow^t s|\psi_{\text{on}}(t)\rangle \end{array} \xrightarrow{U_m} -\left(\frac{c}{s}\right)A_1 |\bar{\psi}_{\text{off}}(t)\rangle - \left(\frac{c}{s}\right)A_1 |\bar{A}_1(t)\rangle - \dots - \left(\frac{c}{s}\right)A_1 |\bar{A}_{N_T}(t)\rangle + A_3 |\mathbf{A}_{\text{on}}(t)\rangle,
 \end{array} \quad (\text{C12})$$

³ Strictly speaking, we are not projecting onto a basis for the entire Hilbert space, but only onto the relevant space for us.

where $N > 0$, $A_1 > 0$, are to be determined and we have defined the amplitudes

$$A_2 = \sqrt{1 - (N_T + 1) \left(\frac{A_1}{N}\right)^2}, \quad A_3 = \sqrt{1 - (N_T + 1) \left(\frac{c}{s}\right)^2 A_1^2}, \quad (\text{C13})$$

and where all kets are normalised, and we will show that $\langle \tilde{A}_r | \psi_{\text{off}} \rangle = \langle A_{\text{off}} | \psi_{\text{off}} \rangle = \langle \bar{A}_r(t) | \psi_{\text{off}} \rangle = \langle A_{\text{on}}(t) | \psi_{\text{off}} \rangle = \langle \tilde{A}_r | \tilde{A}_l \rangle = \langle A_{\text{off}} | \tilde{A}_l \rangle = \langle \bar{\psi}_{\text{off}} | \tilde{A}_l \rangle = \langle \bar{A}_r(t) | \tilde{A}_l \rangle = \langle A_{\text{on}}(t) | \tilde{A}_l \rangle = \langle \bar{\psi}_{\text{off}}(t) | A_{\text{off}} \rangle = \langle \bar{A}_r(t) | A_{\text{off}} \rangle = \langle \bar{A}_r(t) | \bar{\psi}_{\text{off}}(t) \rangle = \langle A_{\text{on}}(t) | \bar{\psi}_{\text{off}}(t) \rangle = \langle \bar{A}_r(t) | \bar{A}_l(t) \rangle = \langle A_{\text{on}}(t) | \bar{A}_l(t) \rangle = 0$ for all $t \geq 0$, and $l, r \in 0, 1, 2, \dots, N_T - 1$ such that $l \neq r$.

The remaining overlaps, namely $\langle \bar{\psi}_{\text{off}}(t) | \psi_{\text{off}} \rangle$, $\langle \bar{A}_l(t) | A_l \rangle$, $\langle A_{\text{on}}(t) | A_{\text{off}} \rangle$, are to be determined.

As we will soon see, we will associate the interaction-free outcomes with measurement outcomes ψ_{off} , \tilde{A}_1 , \tilde{A}_2 , \dots , \tilde{A}_{N_T} , resultant from a measurement in the measurement basis performed immediately after U_m is applied. To make the analysis a bit easier, we can consider the mathematically equivalent scenario in which, rather than applying the unitary U_m to the state before measuring in the measurement basis, we can apply U_m to the projectors onto the measurement basis instead, rotating the basis in which we measure to: $|\tilde{x}_0\rangle\langle\tilde{x}_0| := U_m^\dagger |\psi_{\text{off}}\rangle\langle\psi_{\text{off}}| U_m$, $|\tilde{x}_1\rangle\langle\tilde{x}_1| := U_m^\dagger |\tilde{A}_1\rangle\langle\tilde{A}_1| U_m$, $|\tilde{x}_2\rangle\langle\tilde{x}_2| := U_m^\dagger |\tilde{A}_2\rangle\langle\tilde{A}_2| U_m$, \dots , $|\tilde{x}_{N_T}\rangle\langle\tilde{x}_{N_T}| := U_m^\dagger |\tilde{A}_{N_T}\rangle\langle\tilde{A}_{N_T}| U_m$, $\mathbb{1} - \sum_{l=0}^{N_T} |\tilde{x}_l\rangle\langle\tilde{x}_l|$.

We additionally chose U_m to act trivially on $|A_{\text{off}}\rangle$ and $|A_{\text{on}}(t)\rangle$, for all $t \in [0, x_0 T_0)$. Writing the states $|\psi_{\text{off}}\rangle$ and $|\psi_{\text{on}}(t)\rangle$ in the new basis, we find

$$|\psi_{\text{off}}\rangle = \frac{A_1}{N} |\tilde{x}_0\rangle + \frac{A_1}{N} |\tilde{x}_1\rangle + \dots + \frac{A_1}{N} |\tilde{x}_{N_T}\rangle + \sqrt{1 - (N_T + 1) \left(\frac{A_1}{N}\right)^2} |A_{\text{off}}\rangle \quad (\text{C14})$$

$$|\psi_{\text{on}}(t)\rangle = e^{-it\hat{H}_{\text{on}}} \left(-\left(\frac{c}{s}\right) A_1 |\tilde{x}_0(0)\rangle - \left(\frac{c}{s}\right) A_1 |\tilde{x}_1(0)\rangle - \dots - \left(\frac{c}{s}\right) A_1 |\tilde{x}_{N_T}(0)\rangle + \sqrt{1 - (N_T + 1) \left(\frac{c}{s}\right)^2 A_1^2} |A_{\text{on}}(0)\rangle \right) \quad (\text{C15})$$

$$= -\left(\frac{c}{s}\right) A_1 |\tilde{x}_0(t)\rangle - \left(\frac{c}{s}\right) A_1 |\tilde{x}_1(t)\rangle - \dots - \left(\frac{c}{s}\right) A_1 |\tilde{x}_{N_T}(t)\rangle + \sqrt{1 - (N_T + 1) \left(\frac{c}{s}\right)^2 A_1^2} |A_{\text{on}}(t)\rangle \quad (\text{C16})$$

where $|\tilde{x}_0(t)\rangle := U_m^\dagger |\psi_{\text{off}}(t)\rangle$, $|\tilde{x}_1(t)\rangle := U_m^\dagger |\tilde{A}_1(t)\rangle$, $|\tilde{x}_2(t)\rangle := U_m^\dagger |\tilde{A}_2(t)\rangle$, \dots , $|\tilde{x}_{N_T}(t)\rangle := U_m^\dagger |\tilde{A}_{N_T}(t)\rangle$.

Hence $\langle \bar{\psi}_{\text{off}}(t) | \psi_{\text{off}} \rangle = \langle \tilde{x}_0 | \tilde{x}_0(t) \rangle$ and $\langle \bar{A}_l(t) | \tilde{A}_l \rangle = \langle \tilde{x}_l | \tilde{x}_l(t) \rangle$. We impose the constraint that the overlaps must satisfy

$$\langle \tilde{x}_l | \tilde{x}_l(t) \rangle = \frac{1}{N} G_\sigma \left(\frac{t - (\theta l + 1)t_1}{N_T} - \frac{t_1}{2} \right), \quad l = 0, 1, \dots, N_T \quad (\text{C17})$$

where $\theta = -1$ if $N_T = 1$, and $\theta = 1$ otherwise; and where

$$G_\sigma(x) := \sum_{q=-(\theta+1)/2}^{x_0-1} G_{0,\sigma} \left(x - q \frac{T_0}{N_T} \right) \quad (\text{C18})$$

with $T_0 = (N_T + 1)t_1$ the clock period, $x_0 \in \mathbb{N}_{>0}$ the number of cycles through the period the clock performs and $G_{0,\sigma}$ is an approximation to the top hat function; namely

$$G_{0,\sigma}(t) := \frac{1}{2} \left[\text{erf} \left(\frac{t/t_1 + 1/2}{\sqrt{2}\sigma} \right) - \text{erf} \left(\frac{t/t_1 - 1/2}{\sqrt{2}\sigma} \right) \right], \quad (\text{C19})$$

where erf is the *error function* and $\sigma > 0$ controls the quality of the approximation. Approximations to the top hat function are known as ‘‘bells’’; see [37] and references in the introduction for other possibilities. The overlap $\langle \tilde{x}_l | \tilde{x}_l(t) \rangle$ is plotted in fig. 4 in the limit of small positive σ . By considering the conditions for an interaction-free measurement, we see that this is precisely the necessary form of the function G_σ . Namely, it guarantees that for $t \notin [lt_1, (l+1)t_1)$, the probability of obtaining outcome \tilde{x}_l is zero, while for $t \in [lt_1, (l+1)t_1)$, the probability of obtaining outcome \tilde{x}_l is non zero but the overlap with the on branch is zero, namely $\langle \tilde{x}_l | \psi_{\text{on}}(t) \rangle = \langle \tilde{x}_l | \tilde{x}_l(t) \rangle = 0$.

Expanding the kets $|\tilde{x}_l\rangle$, $|\tilde{x}_l(t)\rangle$ in the energy basis, $|\tilde{x}_l\rangle = \int dE \tilde{x}_l(E) |E\rangle$, $|\tilde{x}_l(t)\rangle = \int dE \tilde{x}_l(E) |E\rangle e^{-i2\pi Et}$, the overlap $\langle \tilde{x}_l | \tilde{x}_l(t) \rangle$ becomes

$$\langle \tilde{x}_l | \tilde{x}_l(t) \rangle = \int dE \tilde{x}_l^*(E) \tilde{x}_l(E) e^{-i2\pi Et}, \quad (\text{C20})$$

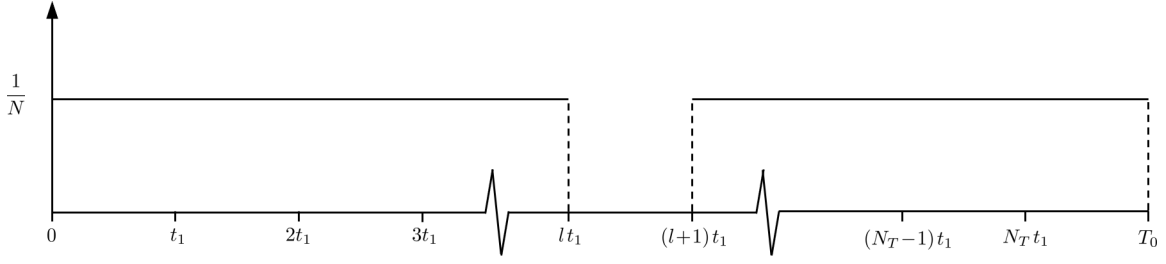


FIG. 4: Plot of $\langle \tilde{x}_l | \tilde{x}_l(t) \rangle$ over one period: the function is zero in the time interval $[lt_1, (l+1)t_1)$ and $1/N$ at all other times.

which we identify as the Fourier Transform of $\tilde{x}_l^*(E)\tilde{x}_l(E)$. Denoting the Fourier Transform and its inverse by $\mathcal{F}[f(t)](E) := \int dE f(E)e^{-i2\pi Et}$ and $\mathcal{F}^{-1}[f(E)](t) := \int dt f(t)e^{i2\pi Et}$ respectively, and using the shift and rescaling properties of the Fourier Transform, we find

$$\tilde{x}_l^*(E)\tilde{x}_l(E) = \mathcal{F}^{-1}[\langle \tilde{x}_l | \tilde{x}_l(t) \rangle](E) = \frac{1}{N} \mathcal{F}^{-1} \left[G_\sigma \left(\frac{t - (\theta l + 1)t_1}{N_T} - \frac{t_1}{2} \right) \right](E) \quad (\text{C21})$$

$$= \frac{N_T}{N} e^{i\pi E(2(\theta l + 1) + N_T)t_1} \mathcal{F}^{-1}[G_\sigma(t)](EN_T), \quad (\text{C22})$$

Using Lemma 1, we find the inverse Fourier transform of $G_\sigma(t)$:

$$\mathcal{F}^{-1}[G_\sigma(t)](EN_T) = \mathcal{F}^{-1}[G_{0,\sigma}(t)](EN_T) \frac{\sin\left(\pi(x_0 + (\theta + 1)/2)ET_0\right)}{\sin(\pi ET_0)} e^{-i\pi ET_0(\theta+1)(x_0+2)/2} \quad (\text{C23})$$

$$= \mathcal{F}^{-1}[G_{0,\sigma}(t)](EN_T) \frac{\sin\left(\pi(N_T + 1)(x_0 + (\theta + 1)/2)Et_1\right)}{\sin(\pi(N_T + 1)Et_1)} e^{-i\pi Et_1(N_T+1)(\theta+1)(x_0+2)/2}, \quad (\text{C24})$$

where by direct calculation one finds

$$\mathcal{F}^{-1}[G_{0,\sigma}(t)](x) = t_1 e^{-2\pi^2 \sigma^2 (xt_1)^2} \text{sinc}(\pi xt_1), \quad (\text{C25})$$

where $\text{sinc}(x) = \sin(x)/x$ is the *sinc* function. We now make the trial solutions

$$\begin{aligned} \tilde{x}_l^*(E) &= \sqrt{\frac{N_T}{N} \mathcal{F}^{-1}[G_\sigma(t)](EN_T) \frac{\sin\left(\pi(x_0 + (\theta + 1)/2)ET_0\right)}{\sin(\pi ET_0)}} e^{i\lambda Et_1} \\ \tilde{x}_l(E) &= \sqrt{\frac{N_T}{N} \mathcal{F}^{-1}[G_\sigma(t)](EN_T) \frac{\sin\left(\pi(x_0 + (\theta + 1)/2)ET_0\right)}{\sin(\pi ET_0)}} e^{-i\lambda Et_1} e^{i\pi E(2(\theta l + 1) + N_T)t_1} e^{-i\pi ET_0(\theta+1)(x_0+2)/2} \end{aligned} \quad (\text{C26})$$

for $l = 0, 1, 2, \dots, N_T$; and where $\sqrt{\cdot}$ denotes the principle square root and $\lambda \in \mathbb{R}$ is to be determined. We can now calculate the normalisation constant N :

$$1 = \langle \tilde{x}_l | \tilde{x}_l \rangle = \int dE \tilde{x}_l^*(E)\tilde{x}_l(E) = \frac{N_T}{N} \int dE \left| \sqrt{\mathcal{F}^{-1}[G_\sigma(t)](EN_T) \frac{\sin\left(\pi(x_0 + (\theta + 1)/2)ET_0\right)}{\sin(\pi ET_0)}} \right|^2, \quad (\text{C27})$$

hence using the identity $|\sqrt{z}|^2 = |z|$ for all $z \in \mathbb{C}$,

$$N = N_T \int dE \left| \mathcal{F}^{-1}[G_\sigma(t)](EN_T) \frac{\sin(\pi(x_0 + (\theta + 1)/2)ET_0)}{\sin(\pi ET_0)} \right| \quad (\text{C28})$$

$$= N_T \int dE t_1 e^{-2\pi^2 \sigma^2 (EN_T t_1)^2} \left| \text{sinc}(\pi EN_T t_1) \frac{\sin(\pi(x_0 + (\theta + 1)/2)ET_0)}{\sin(\pi ET_0)} \right| \quad (\text{C29})$$

$$= N_T \int dy e^{-2(\pi N_T \sigma)^2 y^2} \left| \text{sinc}(\pi N_T y) \frac{\sin(\pi(N_T + 1)(x_0 + (\theta + 1)/2)y)}{\sin(\pi(N_T + 1)y)} \right|. \quad (\text{C30})$$

Observe that this choice for N also implies $\langle \tilde{x}_l(t) | \tilde{x}_l(t) \rangle = 1$ for all $t \in \mathbb{R}$. We now examine the implications of the requirement that the states $|\psi_{\text{off}}\rangle$ and $|\psi_{\text{on}}(t)\rangle$ have to be orthogonal at all times:

$$0 = \langle \psi_{\text{off}} | \psi_{\text{on}}(t) \rangle = -\left(\frac{c}{s}\right) \frac{A_1^2}{N} \left(\sum_{l=0}^{N_T} \langle \tilde{x}_l | \tilde{x}_l(t) \rangle \right) + \sqrt{\left(1 - (N_T + 1) \left(\frac{A_1}{N}\right)^2\right) \left(1 - (N_T + 1) \left(\frac{c}{s}\right)^2 A_1^2\right)} \langle A_{\text{off}} | A_{\text{on}}(t) \rangle. \quad (\text{C31})$$

Therefore, A_1 must satisfy the equation

$$c_0 = \frac{\left(\frac{c}{s}\right) \frac{A_1^2}{N}}{\sqrt{\left(1 - (N_T + 1) \left(\frac{A_1}{N}\right)^2\right) \left(1 - (N_T + 1) \left(\frac{c}{s}\right)^2 A_1^2\right)}} \in \mathbb{R}, \quad (\text{C32})$$

where c_0 satisfies

$$\langle A_{\text{off}} | A_{\text{on}}(t) \rangle = c_0 \sum_{l=0}^{N_T} \langle \tilde{x}_l | \tilde{x}_l(t) \rangle. \quad (\text{C33})$$

We will now find a value of c_0 which satisfies eq. (C33) and come back to eq. (C32) later. Expanding $|A_{\text{off}}\rangle$ and $|A_{\text{on}}(t)\rangle$ in the energy basis, $|A_{\text{off}}\rangle = \int dE A_{\text{off}}(E) |E\rangle$, $|A_{\text{on}}(0)\rangle = \int dE A_{\text{on}}(E) |E\rangle$, we have that $\langle A_{\text{off}} | A_{\text{on}}(t) \rangle = \int dE A_{\text{off}}^*(E) A_{\text{on}}(E) e^{-i2\pi E t}$ and hence

$$A_{\text{off}}^*(E) A_{\text{on}}(E) = c_0 \mathcal{F}^{-1} \left[\sum_{l=0}^{N_T} \langle \tilde{x}_l | \tilde{x}_l(t) \rangle \right] (E). \quad (\text{C34})$$

We calculate the summation before proceeding with taking the inverse Fourier transform. Taking into account eqs. (C17) and (C18) one finds

$$\sum_{l=0}^{N_T} \langle \tilde{x}_l | \tilde{x}_l(t) \rangle = \sum_{l=0}^{N_T} \frac{1}{N} G_\sigma \left(\frac{t - (\theta l + 1)t_1}{N_T} - \frac{t_1}{2} \right) = \frac{1}{N} \sum_{l=0}^{N_T} \sum_{q=-(\theta+1)/2}^{x_0-1} G_{0,\sigma} \left(\frac{t - (\theta l + 1)t_1}{N_T} - \frac{t_1}{2} - q \frac{T_0}{N_T} \right) \quad (\text{C35})$$

$$= \frac{1}{N} \sum_{l=0}^{N_T} \sum_{q=-(\theta+1)/2}^{x_0-1} G_{0,\sigma} \left(\frac{t}{N_T} - \frac{t_1}{2} - ((\theta l + 1) + q(N_T + 1)) \frac{t_1}{N_T} \right) \quad (\text{C36})$$

$$= \frac{1}{N} \sum_{q=-N_T - (\theta-1)/2}^{N_T + (x_0-1)(N_T+1) - (\theta+1)/2} G_{0,\sigma} \left(\frac{t}{N_T} - \frac{t_1}{2} - q \frac{t_1}{N_T} \right) = \frac{1}{N} G_\sigma^{(2)} \left(\frac{t}{N_T} - \frac{t_1}{2} \right), \quad (\text{C37})$$

where in going from line C36 to line C37, we have use the identity $\sum_{n=0}^{d-1} \sum_{m=a}^b f(n+md) = \sum_{n=ad}^{d-1+bd} f(n)$, which holds for arbitrary function f and $d \in \mathbb{N}_{>0}$, $a \leq b$, $a, b \in \mathbb{Z}$ and we have fined

$$G_\sigma^{(2)}(x) := \sum_{q=-N_T - (\theta-1)/2}^{N_T + (x_0-1)(N_T+1) - (\theta+1)/2} G_{0,\sigma} \left(x - q \frac{t_1}{N_T} \right). \quad (\text{C38})$$

We now return to the task of taking the inverse Fourier transform in eq. (C34):

$$A_{\text{off}}^*(E)A_{\text{on}}(E) = c_0 \mathcal{F}^{-1} \left[\sum_{l=0}^{N_T} \langle \tilde{x}_l | \tilde{x}_l(t) \rangle \right] (E) = \frac{c_0}{N} \mathcal{F}^{-1} \left[G_\sigma^{(2)} \left(\frac{t}{N_T} - \frac{t_1}{2} \right) \right] (E) \quad (\text{C39})$$

$$= c_0 \frac{N_T}{N} e^{i\pi E t_1 N_T} \mathcal{F}^{-1} \left[G_\sigma^{(2)}(t) \right] (EN_T), \quad (\text{C40})$$

where by direct calculation using lemma 1, one has

$$\mathcal{F}^{-1} \left[G_\sigma^{(2)}(t) \right] (EN_T) = \mathcal{F}^{-1} [G_{0,\sigma}(t)] (EN_T) \frac{\sin(\pi(x_0+1)Et_0)}{\sin(\pi Et_1)} e^{-i\pi Et_1((N_T+1)(x_0+1)-1)(N_T+(\theta-1)/2)}, \quad (\text{C41})$$

$$= \mathcal{F}^{-1} [G_{0,\sigma}(t)] (EN_T) \frac{\sin(\pi(N_T+1)(x_0+1)Et_1)}{\sin(\pi Et_1)} e^{-i\pi Et_1((N_T+1)(x_0+1)-1)(N_T+(\theta-1)/2)}, \quad (\text{C42})$$

where recall that $\mathcal{F}^{-1}[G_{0,\sigma}(t)](EN_T)$ is given by eq. (C25). We thus make the following trial solutions for $A_{\text{off}}^*(E)$ and $A_{\text{on}}(E)$

$$A_{\text{off}}^*(E) = \sqrt{c_0 \frac{N_T}{N} \mathcal{F}^{-1} [G_{0,\sigma}(t)] (EN_T) \frac{\sin(\pi(N_T+1)(x_0+1)Et_1)}{\sin(\pi Et_1)}} e^{i\lambda Et_1/2}$$

$$A_{\text{on}}(E) = \sqrt{c_0 \frac{N_T}{N} \mathcal{F}^{-1} [G_{0,\sigma}(t)] (EN_T) \frac{\sin(\pi(N_T+1)(x_0+1)Et_1)}{\sin(\pi Et_1)}} e^{-i\lambda Et_1/2} e^{-i\pi Et_1((N_T+1)(x_0+1)-1)(N_T+(\theta-1)/2)}, \quad (\text{C43})$$

where, as before, we use the principle square root. Normalisation of $|A_{\text{off}}\rangle$ and $|A_{\text{on}}(t)\rangle$ imply

$$1 = \frac{N_T}{N} \int dE \left| \sqrt{c_0 \mathcal{F}^{-1} [G_{0,\sigma}(t)] (EN_T) \frac{\sin(\pi(N_T+1)(x_0+1)Et_1)}{\sin(\pi Et_1)}} \right|^2, \quad (\text{C44})$$

from which, using the identity $|\sqrt{z}|^2 = |z|$ for all $z \in \mathbb{C}$, we determine the value of $1/|c_0|$ to be

$$1/|c_0| = \frac{N_T}{N} \int dE \left| \mathcal{F}^{-1} [G_{0,\sigma}(t)] (EN_T) \frac{\sin(\pi(N_T+1)(x_0+1)Et_1)}{\sin(\pi Et_1)} \right| \quad (\text{C45})$$

$$= \frac{N_T}{N} \int dy e^{-2(\pi N_T \sigma)^2 y^2} \left| \text{sinc}(\pi N_T y) \frac{\sin(\pi(N_T+1)(x_0+1)y)}{\sin(\pi y)} \right|, \quad (\text{C46})$$

and where the sign of $c_0 \in \mathbb{R}$ is given by the sign of c/s ; this follows from eq. (C32). Now that we have a value for c_0 , we can determine A_1^2 using eq. (C32), which is a quadratic equation in A_1^2 . We thus find

$$\frac{A_1^2}{N^2} = \frac{(N_T+1) \left(\left(\frac{c}{s} \right)^2 N^2 + 1 \right) + \Gamma_\pm \sqrt{(N_T+1)^2 \left(\left(\frac{c}{s} \right)^2 N^2 + 1 \right)^2 - 4 \left(\frac{c}{s} \right)^2 \left((N_T+1)^2 - 1/c_0^2 \right)}}{2 \left(\frac{c}{s} \right)^2 N^2 \left((N_T+1)^2 - 1/c_0^2 \right)}, \quad (\text{C47})$$

where Γ_\pm is -1 or 1 depending on which solution to the equation we choose. Since we have assumed the amplitudes associated with the kets $|A_{\text{off}}\rangle$ and $|A_{\text{on}}\rangle$ to be both real in eqs. (C14) and (C16) respectively, we need to take the $\Gamma_\pm = -1$ solution. Since for small σ , the probability of measuring a tick counterfactually is $P_{cf} = c^2 A_1^2 / N^2$ for any one of the N_T ticks, we have that

$$P_{cf} = s^2 \frac{(N_T+1) \left(\left(\frac{c}{s} \right)^2 N^2 + 1 \right) - \sqrt{(N_T+1)^2 \left(\left(\frac{c}{s} \right)^2 N^2 + 1 \right)^2 - 4 \left(\frac{c}{s} \right)^2 \left((N_T+1)^2 - 1/c_0^2 \right)}}{2N^2 \left((N_T+1)^2 - 1/c_0^2 \right)}, \quad (\text{C48})$$

where recall that $c = \cos(\theta)$, $s = \sin(\theta)$, and $N = N(\sigma)$, $c_0 = c_0(\sigma)$ are given by eqs. (C30) and (C46) respectively. The numerical values of P_{cf} for a given σ presented in the main text and are calculated by setting $N_T = x_0 = 1$ and evaluating N and c_0 numerically for this σ , followed by maximising P_{cf} numerically over $\theta \in [0, 2\pi]$.

Finally, in order for the trial solutions for the wave functions $\tilde{x}_l(E)$, $\bar{x}_l(E)$, $A_{\text{off}}(E)$ and $A_{\text{on}}(E)$ to be valid, we must verify their orthogonality relations; recall that we have so far assumed $\langle \tilde{x}_l | \tilde{x}_r \rangle = \langle \tilde{x}_l | \bar{x}_r(t) \rangle = \langle \tilde{x}_l | A_{\text{on}}(t) \rangle = \langle \bar{x}_l(t) | A_{\text{on}}(t) \rangle = \langle \tilde{x}_l | A_{\text{off}} \rangle = \langle \bar{x}_l(t) | A_{\text{off}} \rangle = 0$ for all $t \geq 0$, and $l, r \in 0, 1, 2, \dots, N_T$ such that $l \neq r$. This is where the phase factors λ come in to play. From eqs. (C26) and (C43), we see that these overlaps are proportional in absolute value, to integrals of the two following different forms:

Case 1:

$$F_1(\lambda) := \left| \int dx e^{-2(\pi A \sigma)^2 x^2} \operatorname{sinc}(\pi B_1 x) \frac{\sin(\pi C_1 x)}{\sin(\pi D_1 x)} e^{i H_1 x} e^{i H_2 \lambda x} \right|, \quad (\text{C49})$$

where $A, B_1, C_1, D_1, C_1/D_1 \in \mathbb{N}_{>0}$, $H_1 \in \mathbb{Z}$, while H_2 is either a non zero integer or half integer.

Case 2:

$$F_2(\lambda) := \left| \int dx e^{-2(\pi A \sigma)^2 x^2} \sqrt{\operatorname{sinc}(\pi B_1 x) \frac{\sin(\pi C_1 x)}{\sin(\pi D_1 x)}} \left(\sqrt{\operatorname{sinc}(\pi B_2 x) \frac{\sin(\pi C_2 x)}{\sin(\pi D_2 x)}} \right)^* e^{i H_1 x} e^{i H_2 \lambda x} \right|, \quad (\text{C50})$$

where C_1, D_1, H_1, H_2 satisfy the same constraints as in Case 1, while $B_2, C_2, D_2, C_2/D_2 \in \mathbb{N}_{>0}$.

We will now verify, that we can make $F_1(\lambda), F_2(\lambda)$ arbitrarily small by choosing $\lambda > 0$ large enough.

For case 1, since in case $F_1(\lambda)$ the integrand is smooth and converges absolutely, it follows from the principle of stationary phase, that $F_1(\lambda)$ tends to zero as λ tends to infinity.

For case 2, the integrand is not absolutely continuous, due to the changes in sign of the functions under the square roots. As such, the principle of stationary phase does not directly apply. However, a variant of the usual stationary phase type argument still applies. For this we will make use of lemma 2. We start by choosing a consistent expression for c, f, G , and g :

$$c(x) = \sqrt{\operatorname{sign} \left(\operatorname{sinc}(\pi B_1 x) \frac{\sin(\pi C_1 x)}{\sin(\pi D_1 x)} \right)} \left(\sqrt{\operatorname{sign} \left(\operatorname{sinc}(\pi B_2 x) \frac{\sin(\pi C_2 x)}{\sin(\pi D_2 x)} \right)} \right)^*, \quad (\text{C51})$$

$$f(x) = \sqrt{\left| \operatorname{sinc}(\pi B_1 x) \frac{\sin(\pi C_1 x)}{\sin(\pi D_1 x)} \right|} \left(\sqrt{\left| \operatorname{sinc}(\pi B_2 x) \frac{\sin(\pi C_2 x)}{\sin(\pi D_2 x)} \right|} \right) \quad (\text{C52})$$

$$= \sqrt{\left| \sin(\pi B_1 x) \sin(\pi B_2 x) \frac{\sin(\pi C_1 x) \sin(\pi C_2 x)}{\sin(\pi D_1 x) \sin(\pi D_2 x)} \right|} \quad (\text{C53})$$

$$G(x) = e^{-2(\pi A \sigma)^2 x^2}, \quad (\text{C54})$$

$$g(x) = e^{i H_1 x} e^{i H_2 \lambda x}, \quad (\text{C55})$$

where $\operatorname{sign}(\cdot)$ is the *sign* function. Lemma 2 allows us to upper bound $|F_2(\lambda)|$. Since $\sum_{n \in \mathbb{Z}} G(nT) = \sum_{n \in \mathbb{Z}} e^{-2(\pi A \sigma)^2 T^2 n^2} < \infty$, the right hand side of eq. (C73) is finite in this case. Moreover, the only λ dependency enters in the v_0 term. Since $v(x) = \int dx e^{i H_1 x} e^{i H_2 \lambda x} = e^{i H_1 x + i H_2 \lambda x} / (i H_1 + i H_2 \lambda)$, we can choose $v_0 = 1/|H_1 + H_2 \lambda|$. Therefore, $|F_2(\lambda)|$ tends to zero as λ tends to infinity.

3. Precision quantification

We now show how to calculate the fidelity between the prescribed protocol in appendix C and that of a hypothetical “idealised” version of the clock which satisfies both of the following:

- 1) The probability that the clock had been on when one of the outcomes associated with the projectors $\left\{ |\tilde{x}_l\rangle\langle\tilde{x}_l| \right\}_{l=0}^{N_T}$ is obtained, is exactly zero.
- 2) The probability that the clock would have ticked n times, had it been on, when the outcome associated with projector $|\tilde{x}_n\rangle\langle\tilde{x}_n|$ is obtained, is exactly one.

The only difference between the idealised version of the clock and that of appendix C, will be the dynamics of the $|\psi_{\text{on}}(t)\rangle$ state. Specifically, we replace eq. (C16), namely,

$$|\psi_{\text{on}}(t)\rangle = -\left(\frac{c}{s}\right)A_1|\bar{x}_0(t)\rangle - \left(\frac{c}{s}\right)A_1|\bar{x}_1(t)\rangle - \dots - \left(\frac{c}{s}\right)A_1|\bar{x}_{N_T}(t)\rangle + \sqrt{1 - (N_T+1)\left(\frac{c}{s}\right)^2 A_1^2}|\text{A}_{\text{on}}(t)\rangle, \quad (\text{C56})$$

with

$$|\psi_{\text{on}}I(t)\rangle := -\left(\frac{c}{s}\right)A_1|\bar{x}_0I(t)\rangle - \left(\frac{c}{s}\right)A_1|\bar{x}_1I(t)\rangle - \dots - \left(\frac{c}{s}\right)A_1|\bar{x}_{N_T}I(t)\rangle + \sqrt{1 - (N_T+1)\left(\frac{c}{s}\right)^2 A_1^2}|\text{A}_{\text{on}}I(t)\rangle, \quad (\text{C57})$$

where I stands for idealised, and the kets $|\bar{x}_mI(t)\rangle$ satisfy $\langle\tilde{x}_l|\bar{x}_mI(t)\rangle = \frac{1}{N}\delta_{l,m}\delta_l(t)$, where $\delta_{l,m}$ is the Kronecker delta, and where $\delta_l(t) = 0$ if $t \in \cup_{q=0}^{x_0-1}[lt_1 + qT_0, (l+1)t_1 + qT_0)$ and $\delta_l(t) = 1$ otherwise. The ket $|\text{A}_{\text{on}}I(t)\rangle$ is orthogonal to the kets $\{|\tilde{x}_l\rangle\}_{l=0}^{N_T}$ and obeys $\langle\text{A}_{\text{off}}|\text{A}_{\text{on}}I(t)\rangle = c_0 \sum_{l=0}^{N_T}\langle\tilde{x}_l|\bar{x}_lI(t)\rangle$ with c_0 given by eq. (C32), in analogy with eq. (C33) satisfied by $|\text{A}_{\text{on}}(t)\rangle$.

Note that while if one performs the protocol associated with the counterfactual clock laid out in appendix C 2, one finds that the clock works ‘‘perfectly’’, that is to say, satisfies 1) and 2) above, it is unclear whether such dynamics are achievable with a time independent Hamiltonian. This is the justification for calling it idealised. Its purpose is to show that our protocol which is realised via a time independent Hamiltonian, approximates the idealised clock in fidelity up to an arbitrary precision, by choosing $\delta > 0$ sufficiently small. In the special case in which the clock ticks just once ($N_T = 1$), this description of an idealised clock is the same as eqs. (8a) and (8b) in the main text. In particular, we are only concerned with the differences in fidelity when obtaining one of the outcomes $\{|\tilde{x}_l\rangle\}_{l=0}^{N_T}$, that is to say, the outcomes which are relevant for the counterfactual operation of the clock. We start by evaluating the difference in fidelities at time t between what is actually obtained with our protocol, and what would have been obtained in the idealised case:

$$\text{Dif}_p(\sigma, t) := \left| \langle\tilde{x}_p| (c|\psi_{\text{off}}\rangle + s|\psi_{\text{on}}(t)\rangle) \right|^2 - \left| \langle\tilde{x}_p| (c|\psi_{\text{off}}\rangle + s|\psi_{\text{on}}I(t)\rangle) \right|^2 \quad (\text{C58})$$

$$= \frac{A_1^2 c^2}{N^2} \left(\left| 1 - N \langle\tilde{x}_p|\bar{x}_p(t)\rangle \right|^2 - \left| 1 - \delta_p(t) \right|^2 \right), \quad (\text{C59})$$

for $p = 0, 1, \dots, N_T$. Furthermore, since the clock could be measured at any time, it is instructive to consider the time averaged error rate over the total operation time of the clock, namely the interval $[0, x_0T_0)$. We can furthermore subdivide this interval into two disjoint parts. The first is the interval in which p ticks should have occurred (and thus the overlaps should be close to one), namely $\cup_{q=0}^{x_0-1}[pt_1 + qT_0, (p+1)t_1 + qT_0)$. The second consists in the remaining intervals, namely $\cup_{q=0}^{x_0-1}([qT_0, pt_1 + qT_0) \cup [(p+1)t_1 + qT_0, (q+1)T_0])$, for which the probability of the clock ticking p times, had it been on, should be very small. For the 1st type of error, we find

$$\text{Dif}_p^{(1)}(\sigma) := \frac{1}{x_0t_1} \sum_{q=0}^{x_0-1} \int_{pt_1+qT_0}^{(p+1)t_1+qT_0} \text{Dif}_p^{(1)}(\sigma, t) \quad (\text{C60})$$

$$= \frac{A_1^2 c^2}{N^2 x_0 t_1} \sum_{q=0}^{x_0-1} \int_{pt_1+qT_0}^{(p+1)t_1+qT_0} dt \left(\left| 1 - G_\sigma \left(\frac{t - (\theta p + 1)t_1}{N_T} - \frac{t_1}{2} \right) \right|^2 - 1 \right) \quad (\text{C61})$$

$$= \frac{A_1^2 c^2}{N^2} \left(-1 + \sum_{q=0}^{x_0-1} \int_0^1 dx \left| 1 - G_\sigma \left(\left[\frac{x-1 + (1-\theta)p + q(N_T+1)}{N_T} - \frac{1}{2} \right] t_1 \right) \right|^2 \right), \quad (\text{C62})$$

which, recalling the definition of G_σ (eqs. (C17) and (C18)), is observed to be t_1 independent. For the case studied in the main text, $x_0 = 1$, $\theta = -1$, $N_T = 1$, $p = 0, 1$, and we find

$$\text{Dif}_p^{(1)}(\sigma) = \frac{A_1^2 c^2}{N^2} \left(-1 + \int_0^1 dx \left| 1 - G_\sigma \left(\left[x-1 + 2p - \frac{1}{2} \right] t_1 \right) \right|^2 \right) \quad (\text{C63})$$

$$= \frac{A_1^2 c^2}{N^2} \left(-1 + \int_0^1 dx \left| 1 - G_\sigma \left(\left[x-1 - \frac{1}{2} \right] t_1 \right) \right|^2 \right), \quad (\text{C64})$$

which holds for both $p = 0, 1$ since G_σ is a symmetric function. Similarly, we have

$$\text{Dif}_p^{(2)}(\sigma) := \frac{1}{x_0(T_0 - t_1)} \sum_{q=0}^{x_0-1} \int_{qT_0}^{pt_1+qT_0} \text{Dif}_p^{(2)}(\sigma, t) + \int_{(p+1)t_1+qT_0}^{(q+1)T_0} \text{Dif}_p^{(2)}(\sigma, t) \quad (\text{C65})$$

$$= \frac{1}{x_0 N_T} \sum_{q=0}^{x_0-1} \left[\int_0^p dx \left| 1 - G_\sigma \left(\left[\frac{x - (\theta p + 1) + q(N_T + 1)}{N_T} - \frac{1}{2} \right] t_1 \right) \right|^2 \right. \quad (\text{C66})$$

$$\left. + \int_0^{N_T-p} dx \left| 1 - G_\sigma \left(\left[\frac{x + (1 - \theta)p + q(N_T + 1)}{N_T} - \frac{1}{2} \right] t_1 \right) \right|^2 \right], \quad (\text{C67})$$

which, similarly to $\text{Dif}_p^{(1)}(\sigma)$, is observed to be t_1 independent. For the special case of one tick described in the main text ($x_0 = 1, \theta = -1, N_T = 1, p = 0, 1$), the expression reduces to

$$\text{Dif}_p^{(2)}(\sigma) = \left[\int_0^p dx \left| 1 - G_\sigma \left(\left[x + p - 1 - \frac{1}{2} \right] t_1 \right) \right|^2 + \int_0^{1-p} dx \left| 1 - G_\sigma \left(\left[x + 2p - \frac{1}{2} \right] t_1 \right) \right|^2 \right] \quad (\text{C68})$$

$$= \int_0^1 dx \left| 1 - G_\sigma \left(\left[x - \frac{1}{2} \right] t_1 \right) \right|^2, \quad (\text{C69})$$

for both $p = 0$ and $p = 1$.

4. Technical lemmas

For the following lemma, recall the definition of the inverse Fourier transform: $\mathcal{F}^{-1}[f(x)](y) := \int dx f(x) e^{i2\pi xy}$.

Lemma 1. Consider a function $f(x) = \sum_{m=a}^b f_0(x - mT)$, generated by some Schwartz space function $f_0 : \mathbb{R} \rightarrow \mathbb{R}$, with parameters $a \leq b$, $a, b \in \mathbb{Z}$, $T \in \mathbb{R}$. Its inverse Fourier transform takes on the form

$$\mathcal{F}^{-1}[f(x)](y) = \mathcal{F}^{-1}[f_0(x)](y) \frac{\sin((b-a+1)\pi y T)}{\sin(\pi y T)} e^{i\pi y a T(2+b-a)} \quad (\text{C70})$$

for all $y \in \mathbb{R}$ and where the singular points are assigned by continuity.

Proof. First observe that f can be written in terms of convolution of f_0 with a Dirac comb:

$$f(x) = f_0(x) \hat{\otimes} \sum_{q=a}^b \delta(x - qT), \quad (\text{C71})$$

where $\hat{\otimes}$ denotes convolution. Now apply the inverse Fourier transform to both sides of the equation and invoke the convolution theorem. This gives

$$\mathcal{F}^{-1}[f(x)](y) = \mathcal{F}^{-1}[f_0(x)](y) \mathcal{F}^{-1} \left[\sum_{q=a}^b \delta(x - qT) \right] (y) = \mathcal{F}^{-1}[f_0(x)](y) \sum_{q=a}^b e^{i2\pi qyT}. \quad (\text{C72})$$

Finally, take real and imaginary parts of $\sum_{q=a}^b e^{i2\pi qyT}$ followed by applying the sums of cosines and sines arithmetic progressions formulas from [38]. \square

Lemma 2. Consider a convergent integral of the form $I := \int_{-\infty}^{\infty} dx c(x) f(x) G(x) g(x)$, where $c : \mathbb{R} \rightarrow \mathbb{C}$, $f : \mathbb{R} \rightarrow \mathbb{R}$, $G : \mathbb{R} \rightarrow \mathbb{R}_{\geq 0}$, $g : \mathbb{R} \rightarrow \mathbb{C}$ and $G, g \in \mathbf{C}^1$ with $\frac{d}{dx} G(x) \geq 0$ for $x \in (-\infty, 0]$ and $\frac{d}{dx} G(x) \leq 0$ for $x \in [0, \infty)$. Furthermore, let f be periodic with a countable number of zeros greater or equal to one in $[0, T]$, where T is its period; and let $f \in \mathbf{C}^1$ on the intervals $\mathbb{R} \setminus \{\dots, a_{-2}, a_{-1}, a_1, a_2, \dots\}$ where $\dots, a_{-2}, a_{-1}, a_1, a_2, \dots$ is the sequence of zeros of f in ascending order. In addition, let there exist a sequence of constants $(c_l)_l$ such that $c(x) = c_l$ for all $x \in (a_l, a_{l+1})$, $l \in \mathbb{Z}$, where $a_0 = 0$. Let both $c(x)$ and $v(x) := \int dx g(x)$ be uniformly bounded: $|c(x)| = 1$ and $|v(x)| \leq v_0$ for some $v_0 \geq 0$, for all $x \in \mathbb{R}$. The following bound holds:

$$|I| \leq 2N_Z(1 + 2N_{\text{TP}}) \left(\max_{x \in [0, T]} |f(x)| \right) \left(2G(0) + \sum_{n \in \mathbb{Z}} G(nT) \right) v_0, \quad (\text{C73})$$

where $N_{\text{TP}} \in \mathbb{N}_{>0}$ is the number of tuning points of f in $[0, T] \setminus (\dots, a_{-2}, a_{-1}, a_1, a_2, \dots)$, while $N_Z \in \mathbb{N}_{>0}$ is number of zeros of f in interval $[0, T]$.

Proof. Since f is periodic and has a countable number of zeros, without loss of generality, let $a_l < 0$ for $l < 0$ and $a_l \geq 0$ for $l > 0$. Define $c_0 := c_1$ unless 0 is a zero of f , in which case c_0 is already defined. We start by observing

$$I = \sum_{l \in \mathbb{Z}} c_l \int_{a_l}^{a_{l+1}} dx f(x)G(x)g(x). \quad (\text{C74})$$

Since f, G and g are smooth on the intervals (a_l, a_{l+1}) , we can now integrate by parts:

$$I = \sum_{l \in \mathbb{Z}} c_l \left[f(x)G(x)v(x) \right]_{a_l}^{a_{l+1}} + c_l \int_{a_l}^{a_{l+1}} dx \left(\frac{d}{dx} f(x)G(x) \right) v(x). \quad (\text{C75})$$

Taking absolute values, employing the triangle inequality and rearranging the summation, we arrive at

$$|I| \leq \sum_{l \in \mathbb{Z}} \int_{a_l}^{a_{l+1}} dx \left| \frac{d}{dx} f(x)G(x) \right| |v(x)| + 2 \sum_{l \in \mathbb{Z}} \left| f(a_l)G(a_l)v(a_l) \right| \quad (\text{C76})$$

$$\leq v_0 \sum_{l \in \mathbb{Z}} \int_{a_l}^{a_{l+1}} dx \left| \left(\frac{d}{dx} f(x) \right) G(x) + f(x) \left(\frac{d}{dx} G(x) \right) \right|, \quad (\text{C77})$$

$$\leq v_0 \sum_{l \in \mathbb{Z}} \int_{a_l}^{a_{l+1}} dx \left| \frac{d}{dx} f(x) \right| |G(x)| + \int_{a_l}^{a_{l+1}} dx |f(x)| \left| \frac{d}{dx} G(x) \right| \quad (\text{C78})$$

$$\leq v_0 \left(\sum_{\substack{l \in \mathbb{Z} \\ l < 0}} G(a_{l+1}) \int_{a_l}^{a_{l+1}} dx \left| \frac{d}{dx} f(x) \right| + \sum_{\substack{l \in \mathbb{Z} \\ l \geq 0}} G(a_l) \int_{a_l}^{a_{l+1}} dx \left| \frac{d}{dx} f(x) \right| + J \sum_{l \in \mathbb{Z}} \int_{a_l}^{a_{l+1}} dx \left| \frac{d}{dx} G(x) \right| \right), \quad (\text{C79})$$

where we have denoted $J := (\max_{x \in [0, T]} |f(x)|)$. Observing that the last term simplifies to

$$\sum_{l \in \mathbb{Z}} \int_{a_l}^{a_{l+1}} dx \left| \frac{d}{dx} G(x) \right| = \sum_{l \in \mathbb{Z}} \left| \int_{a_l}^{a_{l+1}} dx \frac{d}{dx} G(x) \right| = \sum_{l \in \mathbb{Z}} |G(a_{l+1}) - G(a_l)| = 2 \sum_{l \in \mathbb{Z}} G(a_l), \quad (\text{C80})$$

we conclude

$$|I| \leq v_0 \left(\sum_{\substack{l \in \mathbb{Z} \\ l < 0}} G(a_{l+1}) \int_{a_l}^{a_{l+1}} dx \left| \frac{d}{dx} f(x) \right| + \sum_{\substack{l \in \mathbb{Z} \\ l \geq 0}} G(a_l) \int_{a_l}^{a_{l+1}} dx \left| \frac{d}{dx} f(x) \right| + 2J \sum_{l \in \mathbb{Z}} G(a_l) \right). \quad (\text{C81})$$

We now further decompose the integral $\int_{a_l}^{a_{l+1}} dx \left| \frac{d}{dx} f(x) \right|$ into a summation over the interval where the derivative of f does not change sign, namely let $b_{r(l)}, b_{r(l)+1}, b_{r(l)+2}, \dots, b_{r(l)+m(l)}$ be the sequence of the locations of the turning points of f in interval (a_l, a_{l+1}) ordered in ascending order. We thus have:

$$\int_{a_l}^{a_{l+1}} dx \left| \frac{d}{dx} f(x) \right| \quad (\text{C82})$$

$$= \int_{a_l}^{b_{r(l)}} dx \left| \frac{d}{dx} f(x) \right| + \int_{b_{r(l)}}^{b_{r(l)+1}} dx \left| \frac{d}{dx} f(x) \right| + \int_{b_{r(l)+1}}^{b_{r(l)+2}} dx \left| \frac{d}{dx} f(x) \right| + \dots + \int_{b_{r(l)+m(l)}}^{a_{l+1}} dx \left| \frac{d}{dx} f(x) \right| \quad (\text{C83})$$

$$= \left| \int_{a_l}^{b_{r(l)}} dx \frac{d}{dx} f(x) \right| + \left| \int_{b_{r(l)}}^{b_{r(l)+1}} dx \frac{d}{dx} f(x) \right| + \left| \int_{b_{r(l)+1}}^{b_{r(l)+2}} dx \frac{d}{dx} f(x) \right| + \dots + \left| \int_{b_{r(l)+m(l)}}^{a_{l+1}} dx \frac{d}{dx} f(x) \right| \quad (\text{C84})$$

$$\leq 2 \left(|f(b_{r(l)})| + |f(b_{r(l)+1})| + |f(b_{r(l)+2})| + \dots + |f(b_{r(l)+m(l)})| \right) \quad (\text{C85})$$

$$\leq 2N_{\text{TP}} J \quad (\text{C86})$$

for all $l \in \mathbb{Z}$. We can now plug eq. (C82) into eq. (C81), yielding:

$$|I| \leq v_0 \left(\left(\sum_{\substack{l \in \mathbb{Z} \\ l < 0}} G(a_{l+1}) + \sum_{\substack{l \in \mathbb{Z} \\ l \geq 0}} G(a_l) \right) 2N_{\text{TP}} J + 2J \sum_{l \in \mathbb{Z}} G(a_l) \right) \quad (\text{C87})$$

$$= 2Jv_0 \left(2N_{\text{TP}} G(0) + (2N_{\text{TP}} + 1) \sum_{l \in \mathbb{Z}} G(a_l) \right), \quad (\text{C88})$$

thus observing that $\sum_{l \in \mathbb{Z}} G(a_l) \leq N_{\mathbb{Z}} \left(\sum_{n \in \mathbb{N}_{\geq 0}} G(nT) + G(-nT) \right) = N_{\mathbb{Z}} (G(0) + \sum_{n \in \mathbb{Z}} G(nT))$ we conclude the proof. \square