

# Stability and selective extinction in complex mutualistic networks

Hyun Woo Lee,<sup>1</sup> Jae Woo Lee,<sup>1,\*</sup> and Deok-Sun Lee<sup>2,†</sup>

<sup>1</sup>*Department of Physics, Inha University, Incheon 22212, Korea*

<sup>2</sup>*School of Computational Sciences and Center for AI and Natural Sciences,  
Korea Institute for Advanced Study, Seoul 02455, Korea*

(Dated: June 15, 2021)

We study species abundance in empirical plant-pollinator mutualistic networks exhibiting broad degree distributions, with uniform intragroup competition assumed, by the Lotka-Volterra equation. The stability of a fixed point is found to be identified by the signs of the non-zero components of itself and its neighboring fixed points. Taking the annealed approximation, we derive the non-zero components to be formulated in terms of degrees and the rescaled interaction strengths, which lead us to find different stable fixed points depending on parameters, yielding the phase diagram. The selective extinction phase finds small-degree species extinct and effective interaction reduced, maintaining stability and hindering the onset of instability. The non-zero minimum species abundances from different empirical networks show data collapse when rescaled as predicted theoretically.

Randomly interacting species can become unstable as the number of species or their interaction connectivity increases beyond a threshold [1]. Such a random-interaction model can be informative with the help of the random matrix theory, and has been instrumental in the theoretical study of ecological communities, illuminating their features from the perspective of stability [2–6]. Yet, recently available data-sets point out the complex organization of interspecific interactions, neither completely random nor ordered [7–16], and turn research attention to the origins and implications of the over-represented network properties [17–20].

Under such structured interspecific interactions, individual species can be in fundamentally different states. For instance, flowering plants and pollinating bees make mutualistic partnerships but the number of partners, called degree, is in general varying from species to species. Subject also to the intrinsic competitions among plants and among pollinators due to limited resources [18, 21–27], a species gains abundance by benefit from mutualistic partners but can also loses due to cost from competition, the (im)balance of which may be correlated with degree, resulting in some selected species flourishing but others even extinct [24, 25]. The mechanism driving such different dynamical states across species under heterogeneous interactions remains to be elucidated [28–31].

Here we show by an analytic approach to a simple model that the extinction of selected species occurs to stabilize complex mutualistic networks. We consider the Lotka-Volterra-type (LV) equation for species abundance on the plant-animal mutualistic networks, with the mutualistic interaction constructed from an empirical dataset [32] and uniform intragroup competition assumed [18, 21–27]. We restrict ourselves to the stationary state, focussing on the fixed points. Given a large number of interacting species, exponentially many fixed points exist, with zero components at different species. In the long-time limit, the state goes to the stable fixed point if exists. We first show that the stability of a fixed point

can be identified by the signs of the non-zero components of the fixed point and its neighboring fixed points. Next, approximating the adjacency matrix to be in the factorized form, we derive the non-zero components of each fixed point to be formulated in terms of degrees and the rescaled interaction strength parameters. Using these results, we propose an algorithm to find the stable fixed point, which works well as supported by good agreement with numerical solutions and moreover allows us to obtain the phase diagram, including the full coexistence, selective extinction, and unstable phase. An extinction phase is present also under unstructured random interactions [33, 34]. In the selective extinction phase with structured interactions, small-degree species go extinct reducing the effective interaction among the surviving species. Our study enables a principled discrimination between surviving and extinct species and the prediction of the abundances of the surviving species, revealing how the structured communities maintain stability by selective extinction.

*Model and numerical solutions* – We consider a community of  $N^{(P)}$  flowering plant (P) species and  $N^{(A)}$  pollinating animal (A) species with their abundances  $x_i$ 's governed by the LV equation for their abundances as

$$\frac{dx_i(t)}{dt} = x_i \left( \alpha_i + \sum_{j=1}^S B_{ij} x_j \right), \quad (1)$$

where  $S = N^{(P)} + N^{(A)}$ ,  $\alpha_i = 1$  is the intrinsic growth rate, and  $\mathbb{B} = (B_{ij})$  is the  $S \times S$  interaction matrix

$$\mathbb{B} \equiv -\mathbb{I} - c(\mathbb{J}^{(0)} - \mathbb{I}) + m\mathbb{A} \quad (2)$$

with  $\mathbb{I} \equiv \begin{pmatrix} \mathbf{I}^{(PP)} & \mathbf{0} \\ \mathbf{0} & \mathbf{I}^{(AA)} \end{pmatrix} = \mathbf{I}^{(PP)} \oplus \mathbf{I}^{(AA)}$  being the identify matrix representing intraspecific regulation,  $\mathbb{J}^{(0)} \equiv \mathbf{J}^{(PP)} \oplus \mathbf{J}^{(AA)}$  the matrices of ones ( $J_{pp'} = J_{aa'} = 1$  for all  $p, p', a, a'$ ) [35] representing all-to-all competition among plants and among pollinators along with strength

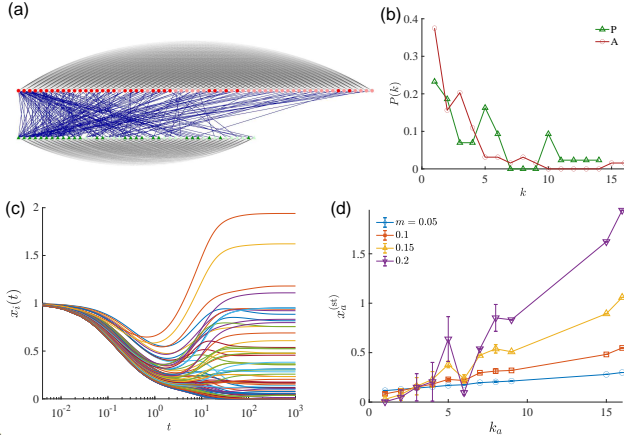


FIG. 1. Interaction network and species abundance of the selected community. (a) Interaction network of  $N^{(P)} = 43$  plants species (green triangle) and  $N^{(A)} = 64$  animal species (red circle) connected by  $L = 196$  mutualistic interaction links (blue) and intragroup competition links (gray). Nodes of light red and light green are extinct for  $c = 0.1$  and  $m = 0.2$ . (b) Mutualism degree distributions for plants (triangle) and animals (circle). (c) Abundances of individual species (different lines) for  $c = 0.1$  and  $m = 0.2$ . (d) The stationary-state abundance vs. degree for animal species with  $c = 0.1$ .

$0 < c < 1$ , and  $\mathbb{A} \equiv \mathbf{A}^{(PA)} \oplus \mathbf{A}^{(AP)}$  being the adjacency matrix ( $A_{pa} = 0, 1$ ) representing the mutualistic interaction along with the mutualism strength  $m > 0$ . For later use, we define  $\mathbb{J}^{(1)} \equiv \mathbf{J}^{(PA)} \oplus \mathbf{J}^{(AP)}$  with  $J_{pa} = J_{ap} = 1$  for all  $p$  and  $a$ . There are  $L \equiv \sum_{p,a} A_{pa}$  mutualistic partner pairs. We select a real-world community [36] in a database [32] to construct  $\mathbb{A}$  and build all our theoretical framework on, which will be applied later to other communities. The whole network encoded in  $\mathbb{B}$  and the distributions of the (mutualistic) degrees,  $k_p \equiv \sum_a A_{pa}$  of plants and  $k_a \equiv \sum_p A_{pa}$  of animals, are presented in Fig. 1 (a) and (b), respectively.

Integrating Eq. (1) numerically with  $x_i(0) = 1$  for all  $i$ , we find  $x_i(t)$  become stationary in the long-time limit at  $x_i^{(st)} \equiv \lim_{t \rightarrow \infty} x_i(t)$ , which is positive or zero, the latter meaning extinction [Fig. 1 (c)], and tends to grow with degree [Fig. 1 (d)]. Some species find their stationary-state abundances increasing but others decreasing with  $m$ , suggesting that mutualism can make opposite effects as noted before [24, 25, 27].

*Stability of a fixed point* – The state of a dynamical system will converge to a stable fixed point in the long-time limit, giving here the stationary-state abundances. Equation (1) has  $2^S$  different fixed points depending on which components are zero; A fixed point  $\vec{x}^* = (x_i^*)$  has components

$$x_i^* = \begin{cases} 0 & (i \in \mathcal{S}^{(0)}) \\ -\sum_{j \in \mathcal{S}^{(+)}} ((B^{(+)-1})^{-1})_{ij} & (i \in \mathcal{S}^{(+)}), \end{cases} \quad (3)$$

where  $\mathcal{S}^{(0)}$  and  $\mathcal{S}^{(+)}$  are the set of the species with zero

and non-zero components, respectively, and  $((B^{(+)-1})^{-1})_{ij}$  is the inverse of the effective interaction matrix  $\mathbb{B}^{(+)}$  obtained by eliminating the rows and columns of the species of  $\mathcal{S}^{(0)}$  in  $\mathbb{B}$  [33, 34]. A small perturbation  $\delta x_i = x_i - x_i^*$  evolves with time by  $\frac{d}{dt} \delta x_i = H_{ij} \delta x_j$  with

$$H_{ij} = \delta_{ij} \left[ 1 + \sum_{\ell=1}^S B_{i\ell} x_\ell^* \right] + x_i^* B_{ij} \quad (4)$$

called the Jacobian matrix, and will die out only if all the eigenvalues  $\lambda_n$ 's of  $\mathbb{H}$  have negative real parts.

For  $i \in \mathcal{S}^{(+)}$ , it holds that  $1 + \sum_{\ell} B_{i\ell} x_\ell^* = 1 + \sum_{\ell \in \mathcal{S}^{(+)}} B_{i\ell} x_\ell^* = 0$  in Eq. (4) and therefore  $H_{ij} = x_i^* B_{ij}$ . For  $i \in \mathcal{S}^{(0)}$ , we consider a neighboring fixed point  $\vec{x}^{*'} = (x_\ell^{*'})$  with  $\mathcal{S}^{(+)'} = \mathcal{S}^{(+)} \cup \{i\}$ , which satisfies  $1 + \sum_{\ell} B_{i\ell} x_\ell^{*'} = 1 + \sum_{\ell \in \mathcal{S}^{(+)}} B_{i\ell} x_\ell^{*'} + B_{ii} x_i^{*'} = 0$ . Assuming that  $x_\ell^{*'} \simeq x_\ell^*$  for  $\ell \in \mathcal{S}^{(+)}$  and using  $B_{ii} = -1$ , one finds  $H_{ij} \simeq \delta_{ij} x_i^{*'}$ . Therefore,  $\mathbb{H} = (H_{ij})$  contains three non-zero block submatrices, say,  $H_{ij}^{(00)} \simeq x_i^{*' \delta_{ij}}$ ,  $H_{ij}^{(0+)} = x_i^* B_{ij}$ ,  $H_{ij}^{(++)} = x_i^* B_{ij}^{(+)}$ , and one zero submatrix  $H_{ij}^{(0+)} = 0$ , resulting in  $\mathcal{S}^{(0)} = |\mathcal{S}^{(0)}|$  eigenvalues coming from a diagonal submatrix  $H_{ij}^{(00)}$  and the remaining  $\mathcal{S}^{(+)} = |\mathcal{S}^{(+)}|$  eigenvalues from the other diagonal submatrix  $H_{ij}^{(++)}$ . The eigenvalues of  $H_{ij}^{(++)}$  are also known to be approximated as  $-x_i^{*'}$ 's for small  $c$  and  $m$  [31, 35]. Therefore the  $S$  eigenvalues  $\lambda_i$ 's of  $\mathbb{H}$  are approximately

$$\lambda_i \simeq \begin{cases} x_i^{*' & (i \in \mathcal{S}^{(0)}) \\ -x_i^* & (i \in \mathcal{S}^{(+)}. \end{cases} \quad (5)$$

Therefore Eq. (3) is stable if i) every species  $i$  that would have a negative fixed-point abundance ( $x_i^{*' < 0$ ) if it were added to  $\mathcal{S}^{(+)}$  is in  $\mathcal{S}^{(0)}$  ( $x_i^* = 0$ ), and ii) every species  $i$  in  $\mathcal{S}^{(+)}$  has a positive fixed-point abundance ( $x_i^* > 0$ ). This will enable us to predict which species go extinct. To this end, we will derive below the approximate analytic formula for non-zero  $x_i^*$  and use it along with Eq. (5) to infer the stable fixed point.

*Fixed point under the annealed approximation* – Let us consider a fixed point with no zero component, i.e., with  $\mathcal{S}^{(0)} = \emptyset$ , and  $\mathbb{B}^{(+)} = \mathbb{B}$  in Eq. (3). For  $m = 0$ , it holds that  $\mathbb{B} = \mathbb{B}_0 \equiv -(1-c)\mathbb{I} - c\mathbb{J}^{(0)}$ , and its inverse is given by [35]

$$\mathbb{B}_0^{-1} = (1-c)^{-1} \left( -\mathbb{I} + \tilde{c}\tilde{\mathbb{J}}^{(0)} \right) \quad (6)$$

with  $\tilde{c} \equiv \tilde{c}^{(P)} \mathbf{I}^{(PP)} \oplus \tilde{c}^{(A)} \mathbf{I}^{(AA)}$  and  $\tilde{\mathbb{J}}^{(0)} \equiv \frac{\mathbf{J}^{(PP)}}{N^{(P)}} \oplus \frac{\mathbf{J}^{(AA)}}{N^{(A)}}$ . Then the fixed point is given by Eq. (3) as

$$x_i^{*(0)} = x_0^{(G)} \equiv \frac{1 - \tilde{c}^{(G)}}{1 - c} \text{ with } \tilde{c}^{(G)} \equiv \frac{cN^{(G)}}{cN^{(G)} + 1 - c}. \quad (7)$$

Here the rescaled competition strengths  $\tilde{c}^{(P)}$  and  $\tilde{c}^{(A)}$  are introduced with G being either P or A.  $x_0^{(G)}$  decreases

with  $c$  and  $N^{(G)}$ . The properties of the matrix of ones, such as  $\mathbf{J}^{(PP)}\mathbf{J}^{(PP)} = N^{(P)}\mathbf{J}^{(PP)}$ , are used for derivation [35]. For small  $m$ , the inverse  $\mathbb{B}^{-1}$  is expanded as

$$\mathbb{B}^{-1} = (\mathbb{B}_0 + m\mathbb{A})^{-1} = \mathbb{B}_0^{-1} \sum_{n=0}^{\infty} (-m\mathbb{A}\mathbb{B}_0^{-1})^n. \quad (8)$$

Utilizing the relations like  $\mathbf{A}^{(PA)}\mathbf{J}^{(AA)} = \mathbf{K}^{(PP)}\mathbf{J}^{(PA)}$  with  $K_{pp'} = k_p\delta_{pp'}$  a block in the degree matrix  $\mathbb{K} \equiv \mathbf{K}^{(PP)} \oplus \mathbf{K}^{(AA)}$ , one can evaluate the first two terms in Eq. (S19) to obtain the first-order approximation  $x_i^{*(1)}$  [35].

To analytically track the higher-order contributions, we consider the *annealed* adjacency matrix  $\tilde{A}_{pa} \equiv \frac{k_p k_a}{L}$ , meaning the probability to connect  $p$  and  $a$  in the network ensemble for given degree sequence [37], and equivalently  $\tilde{\mathbb{A}} = L^{-1}\mathbb{K}\mathbb{J}^{(1)}\mathbb{K}$ . Then, we find each term  $\mathbb{B}_0^{-1}(-m\tilde{\mathbb{A}}\mathbb{B}_0^{-1})^n$  in Eq. (S19) reduced to  $-(1-c)^{-1}\tilde{m}^n\tilde{\mathbb{K}}\mathbb{J}^{(1)}\tilde{\mathbb{K}}$  and  $-(1-c)^{-1}\tilde{m}^n\tilde{\mathbb{K}}\mathbb{J}^{(0)}\tilde{\mathbb{K}}$  for  $n$  odd and even, respectively [35], and obtain the inverse matrix in closed-form as

$$\tilde{\mathbb{B}}^{-1} = \mathbb{B}_0^{-1} - \frac{1}{1-c} \frac{\tilde{m}}{1-\tilde{m}^2} \tilde{\mathbb{K}} \left( \tilde{m}\tilde{\mathbb{J}}^{(0)} + \tilde{\mathbb{J}}^{(1)} \right) \tilde{\mathbb{K}}, \quad (9)$$

where we introduced  $\tilde{\mathbb{J}}^{(1)} \equiv \frac{\mathbf{J}^{(PA)}}{\sqrt{N^{(P)}N^{(A)}}} \oplus \frac{\mathbf{J}^{(AP)}}{\sqrt{N^{(P)}N^{(A)}}}$ ,  $\tilde{\mathbb{K}} \equiv \frac{\mathbf{K}^{(PP)} - \tilde{c}^{(P)}\mathbf{I}^{(PP)}}{\sqrt{\xi^{(P)} - \tilde{c}^{(P)}}} \oplus \frac{\mathbf{K}^{(AA)} - \tilde{c}^{(A)}\mathbf{I}^{(AA)}}{\sqrt{\xi^{(A)} - \tilde{c}^{(A)}}}$ , and the rescaled mutualism strength  $\tilde{m}$

$$\tilde{m} \equiv \frac{m}{1-c} \sqrt{\langle k \rangle^{(P)} \langle k \rangle^{(A)} (\xi^{(P)} - \tilde{c}^{(P)}) (\xi^{(A)} - \tilde{c}^{(A)})} \quad (10)$$

with  $\langle k \rangle^{(G)} \equiv L/N^{(G)}$  the mean degree and the degree heterogeneity  $\xi^{(G)} \equiv \frac{\langle k^2 \rangle^{(G)}}{\langle k \rangle^{(G)2}}$  for group-G species [20]. Substituting Eq. (S31) in Eq. (3), we obtain the analytic formula for the non-zero components of a fixed point

$$\tilde{x}_i^* = x_0^{(G)} \left( 1 + \bar{k}_i \tilde{m} \frac{\tilde{m} + \theta^{(G\bar{G})}}{1 - \tilde{m}^2} \right) \quad (11)$$

in terms of  $\tilde{m}$ , the rescaled degree  $\bar{k}_i \equiv \frac{k_i}{\langle k \rangle^{(G)} - \tilde{c}^{(G)}}$ , and the asymmetry  $\theta^{(PA)} \equiv \frac{1 - \tilde{c}^{(A)}}{1 - \tilde{c}^{(P)}} \sqrt{\frac{\langle k \rangle^{(P)} (\xi^{(P)} - \tilde{c}^{(P)})}{\langle k \rangle^{(A)} (\xi^{(A)} - \tilde{c}^{(A)})}} = \frac{1}{\theta^{(AP)}}$ .

The advantage of the annealed approximation is manifested in the interspecific influences built up over all possible pathways being summed up to give simply the infinite geometric series  $\sum_{n=1}^{\infty} \tilde{m}^{2n} = \frac{\tilde{m}^2}{1 - \tilde{m}^2}$  in Eq. (S31), which diverges at  $\tilde{m} = 1$ , indicating the onset of instability. Yet we will show that instability can be suppressed up to a larger value of  $\tilde{m}$  than one by the extinction of selected species ( $x_i^* = 0$ ). The rescaled degree quantifies the imbalance of the mutualism benefit and the competition cost;  $\tilde{x}_i^*$  increases (decreases) with  $\tilde{m}$  if  $\bar{k}_i$  is positive (negative) for  $0 < \tilde{m} < 1$ .

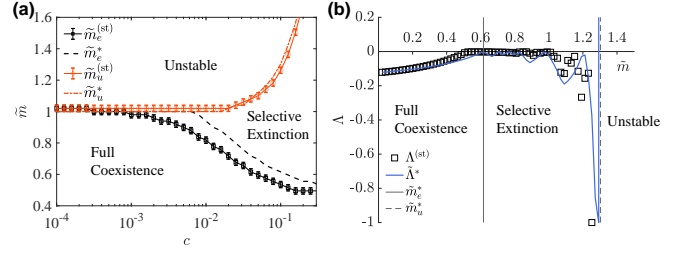


FIG. 2. Phase diagram and stability. (a) The phase boundaries  $\tilde{m}_e^{(st)}$  and  $\tilde{m}_u$  based on the stationary-state abundances are compared with  $\tilde{m}_e^*$  and  $\tilde{m}_u^*$  from Eq. (12) and the condition  $\tilde{m}^{(+)}|_{\tilde{m}_u^*} = 1$ , respectively. (b) The largest real part of the eigenvalues of the Jacobian matrix at  $\tilde{x}^{(st)}$  and that at  $\tilde{x}^*$  approximated as  $\tilde{\Lambda}^* = \max_{i \in \mathcal{S}^{(0)}, j \in \mathcal{S}^{(+)}} (\tilde{x}_i^{*'}, -\tilde{x}_j^*, -1)$  are shown.

*Full coexistence phase*— Let us call it *full coexistence* if there is no extinct species, i.e., if  $x_i^{(st)} > 0$  for all  $i$ . We see a good agreement between  $\tilde{x}_i^*$  in Eq. (11) and  $x_i^{(st)}$ , both positive, for every  $i$  with sufficiently small  $\tilde{m}$  [35], implying in the full-coexistence phase that i) the annealed approximation works,  $x_i^{(st)} \simeq \tilde{x}_i^{(st)}$ , and that ii) Eq. (11) is stable,  $\tilde{x}_i^{(st)} = \tilde{x}_i^*$ , where  $\tilde{x}_i^{(st)}$  is the stationary-state abundance from the solution to Eq. (1) with the annealed adjacency matrix  $\tilde{A}_{ij}$  used. Therefore, from Eq. (5), all  $\tilde{x}_i^*$ 's should be positive, or equivalently  $\tilde{m} < \tilde{m}_e^* \equiv \min(\tilde{m}_e^{*(P)}, \tilde{m}_e^{*(A)})$  with

$$\tilde{m}_e^{*(G)}(c) \equiv \begin{cases} 1 & (c < c_{\min}^{*(G)}) \\ \frac{\sqrt{4(1 - \bar{k}_{\min}^{(G)}) + (\bar{k}_{\min}^{(G)} \theta^{(G\bar{G})})^2} + \bar{k}_{\min}^{(G)} \theta^{(G\bar{G})}}{2(1 - \bar{k}_{\min}^{(G)})} & (c > c_{\min}^{*(G)}), \end{cases} \quad (12)$$

$\bar{k}_{\min}^{(G)}$  the rescaled degree of the group-G species having the smallest degree  $k_{\min}^{(G)}$ , and

$$c_{\min}^{*(G)} \equiv \frac{k_{\min}^{(G)}}{N^{(G)} \left( \langle k \rangle^{(G)} - k_{\min}^{(G)} \right) + k_{\min}^{(G)}} \quad (13)$$

at which  $\bar{k}_{\min}^{(G)}$  changes sign as a function of  $c$ .

The boundary  $\tilde{m}_e^*(c)$  is shown in Fig. 2 (a), which decreases with  $c$  for  $c > c_{\min}^* \equiv \min(c_{\min}^{*(P)}, c_{\min}^{*(A)})$ , similarly to previous numerical results [24, 25], and approximates well the true boundary  $\tilde{m}_e^{(st)}(c)$  at which the fraction of extinct species  $r_e^{(st)} \equiv S^{-1} \sum_{i=1}^S \theta(\epsilon - x_i^{(st)})$ , with  $\epsilon = 10^{-5}$  introduced under finite precision and  $\theta(x) = 1$  for  $x > 0$  and 0 otherwise, becomes non-zero. For  $c < c_{\min}^*$ , all species have  $\bar{k}_i > 0$  and  $\tilde{x}_i^*$  increasing with  $\tilde{m}$  until diverging at  $\tilde{m} = \tilde{m}_u = 1$ . For  $\tilde{m} > \tilde{m}_u$ , the fraction  $r_u$  of the abundance ( $x_i(t)$ )-diverging species is

non-zero, defining the *unstable* phase. For  $c > c_{\min}^*$ , the species  $i$  with  $\bar{k}_i < 0$  may have negative  $\tilde{x}_i^*$  for large  $\tilde{m}$  in Eq. (11), when the corresponding species' components should be zero in the true stable fixed point. In Fig. 2 (b), the largest real part  $\Lambda$  of the eigenvalues of the Jacobian at  $\vec{x}^{(\text{st})}$  is shown to be negative and approaching zero as  $\tilde{m}$  grows close to  $\tilde{m}_e^*$  in good agreement with its theoretical prediction  $\tilde{\Lambda}^* = \max_i(-\tilde{x}_i^*, -1)$  at  $\tilde{x}^*$  from Eq. (5) and the property  $\sum_j \tilde{H}_{ij} \tilde{x}_j^* = -\tilde{x}_i^*$  [35].

*Stable fixed point for selective extinction phase* – Let us call it *selective extinction* if there are extinct species ( $r_e^{(\text{st})} > 0$ ) but no abundance-diverging species ( $r_u = 0$ ). Once  $\mathcal{S}^{(0)}$  is given, one can obtain the non-zero fixed-point abundances  $\tilde{x}_i^*$ 's by substituting the effective quantities such as  $x_0^{(\text{G},+)}$ ,  $\bar{k}_i^{(+)}$ ,  $\tilde{m}^{(+)}$ , and  $\theta^{(\text{PA},+)}$  available from the effective interaction matrix  $\tilde{\mathbb{B}}^{(+)}$  into Eq. (11) [35]. Yet, the right set  $\mathcal{S}^{(0)}$  for the stable fixed point is not given a priori; Examining Eq. (5) for every fixed point could be done but will take so long. Our analytic results, Eqs. (5) and (11), give a clue to proceed. If the species with small (large) effective degrees in  $\mathcal{S}^{(+)}$  for a fixed point have negative (positive) values of  $\tilde{x}_i^*$  by Eq. (11), then they will be likely to be in  $\mathcal{S}^{(0)}$  ( $\mathcal{S}^{(+)}$ ) in the stable fixed point according to Eq. (5). Upon this reasoning, we construct  $\mathcal{S}^{(0)}$  and  $\mathcal{S}^{(+)}$  for the stable fixed point as follows.

Initially we set  $\mathcal{S}^{(0)} = \emptyset$ ,  $\mathcal{S}^{(+)} = \mathcal{S}$ ,  $\tilde{\mathbb{B}}^{(+)} = \tilde{\mathbb{B}}$ , and  $\tilde{x}_i^*$  as it is in Eq. (11). Then, i) identify as new extinct species all the plant (animal) species  $p_e$ 's ( $a_e$ 's) with  $\tilde{x}_{p_e}^*$  ( $\tilde{x}_{a_e}^*$ ) having *different* sign from that of the hub plant (animal) species, the one having the largest effective degree, and go to the next step if they exist or stop otherwise. ii) remove the new extinct species from  $\mathcal{S}^{(+)}$  and add them to  $\mathcal{S}^{(0)}$  and update  $\tilde{\mathbb{B}}^{(+)}$  by eliminating their rows and columns, iii) set  $\tilde{x}_{p_e}^* = \tilde{x}_{a_e}^* = 0$ , and evaluate  $\tilde{x}_i^*$ 's for the remaining surviving species by Eq. (11) with using  $\tilde{\mathbb{B}}^{(+)}$ , and iv) repeat i)-iii).

The obtained stable fixed point abundances  $\tilde{x}_i^*$ 's reproduce exactly  $\tilde{x}_i^{(\text{st})}$  from Eq. (1) with  $\tilde{A}_{ij}$  [35] and approximate reasonably  $x_i^{(\text{st})}$  from the original adjacency matrix  $A_{ij}$ , growing with degree [Fig. 3 (a)]. They predict correctly for 80% of species across parameters whether they survive or go extinct, with the error stemming from the annealed approximation [35]. The predicted fraction  $\tilde{r}_e^* \equiv S^{-1} \sum_i \theta(\epsilon - \tilde{x}_i^*)$  of extinct species is in good agreement with  $r_e^{(\text{st})}$  [Fig. 3 (b)]. We note that the same procedure can be applied to obtain the approximate stable fixed point  $x_i^*$  with the original adjacency matrix  $A_{ij}$  used [Fig. 3 (a)].

Such selective extinction shifts the boundary of the stable regime up to  $\tilde{m}_u > 1$  for  $c > c_{\min}^*$ ; The smallest-degree species go extinct and the effective rescaled mutualism  $\tilde{m}^{(+)}$  among the surviving species is reduced mainly via the reduction of degree heterogeneity [35], remain-

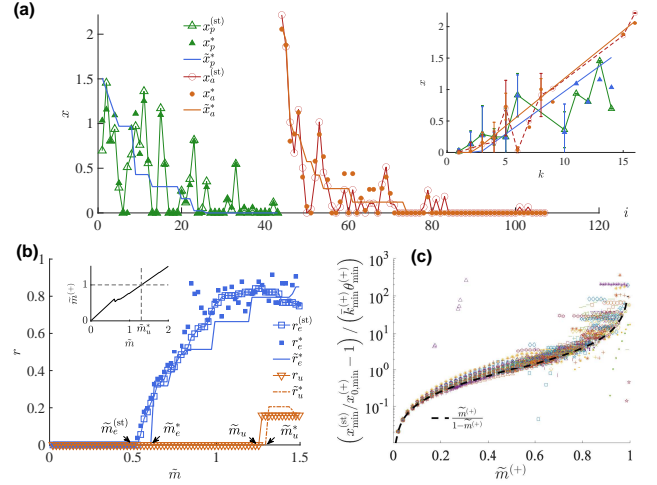


FIG. 3. Selective extinction phase. (a) Stationary-state abundances  $x_i^{(\text{st})}$  of individual species  $i$  are compared with the stable fixed-point ones  $x_i^*$ 's and  $\tilde{x}_i^{(\text{st})}$ 's for  $c = 0.1$  and  $\tilde{m} = 0.8$ . The species index  $i$  is arranged in the descending order of degree among plants and among animals. Inset: Abundance vs. degree. (b) Fraction  $r_e^{(\text{st})}$  of extinct species and  $r_u$  of the abundance-diverging species based on the stationary-state abundance for  $c = 0.1$ . They are compared with  $\tilde{r}_e^*$  and  $\tilde{r}_u^*$  based on the stable fixed point  $\tilde{x}_i^*$ 's and also with  $r_e^*$  based on  $x_i^{(\text{st})}$ 's. The critical points are also marked,  $\tilde{m}_e^* \simeq 0.53$  and  $\tilde{m}_u^* \simeq 0.61$ . Inset: The effective rescaled mutualism strength  $\tilde{m}^{(+)}$  reaches 1 at  $\tilde{m} = \tilde{m}_u^* \simeq 1.3$  for  $c = 0.1$ . (c) The collapse of the non-zero minimum abundances  $x_{\min}^{(\text{st})}$  rescaled as in Eq. (14) in 46 real-world communities as functions of  $\tilde{m}^{(+)}$ .

ing smaller than one up to  $\tilde{m}_u$ . The largest real part  $\Lambda$  of the eigenvalues at  $\vec{x}^{(\text{st})}$  and the fixed-point prediction  $\tilde{\Lambda}^* \equiv \max_{i \in \mathcal{S}^{(0)}, j \in \mathcal{S}^{(+)}} (\tilde{x}_i^*, -\tilde{x}_j^*, -1)$  show good agreement, being negative and thus demonstrating stability [Fig. 2 (b)]. For  $\tilde{m}^{(+)} > 1$ ,  $x_i(t)$  diverges and  $\tilde{x}_i^*$  is negative for the surviving species, characterizing the unstable phase. We find a good agreement between the critical point  $\tilde{m}_u$  at which  $r_u$  becomes non-zero and its fixed-point counterpart  $\tilde{m}_u^*$  at which  $\tilde{m}^{(+)} = 1$  or the fraction  $r_u^* \equiv S^{-1} \sum_i \theta(-\epsilon - \tilde{x}_i^*)$  of the species with negative  $\tilde{x}_i^*$  becomes non-zero [Fig. 3 (b)].

Lastly, to demonstrate the applicability of our analytic formula to general networks, we compare the minimum stationary-state abundance of the surviving species  $x_{\min}^{(\text{st})}$  with its theoretical prediction  $\tilde{x}_{\min}^* = \min_{i \in \mathcal{S}^{(+)}} \tilde{x}_i^*$  from the stable fixed points in 46 large empirical networks with  $N^{(\text{P})}, N^{(\text{A})} \geq 20$  [32]. Let us denote the effective quantities for the surviving species having  $\tilde{x}_{\min}^*$  by  $\bar{k}_{\min}^{(+)}$ ,  $x_{0,\min}^{(+)}$ , and  $\theta_{\min}^{(+)}$ . If  $x_{\min}^{(\text{st})}$  is approximated by  $\tilde{x}_{\min}^*$ , it satisfies Eq. (11) and is rearranged as

$$\frac{x_{\min}^{(\text{st})} - 1}{x_{0,\min}^{(+)}} \simeq \frac{\tilde{m}^{(+)}}{\bar{k}_{\min}^{(+)} \theta_{\min}^{(+)}} \quad (14)$$

with  $\theta = 1$  assumed. The left-hand-side of Eq. (14) plotted as a function of  $\tilde{m}^{(+)}$  for  $c = 0.1$  in each of 46 empirical mutualistic networks collapses reasonably onto  $\frac{\tilde{m}^{(+)}}{1-\tilde{m}^{(+)}}$  in Fig. 3 (c).

*Summary*– To understand how complex plant-animal mutualistic networks adjust species abundance and establish community stability, we studied analytically and numerically the stable fixed point of the LV equation. The eigenvalues of the Jacobian at the fixed point and the non-zero components of the fixed point have been derived analytically as given in Eqs. (5) and (11), respectively, which enable us to find different stable fixed points depending on parameters and obtain the phase diagram. The nature of the selective extinction phase is the most remarkable; Selected species - those with small degrees - are extinct, and thereby the effective interactions among the surviving species are reduced, leaving the system stable.

In the present study, randomness in the interaction matrix was neglected, incorporating which into our analytic framework is desirable, enabling us to investigate the communities with both structure and randomness. Going beyond the annealed approximation in the analytic approach to identify further network characteristics than degree will provide rich concepts and methods to characterize the structure-function relationship of ecological communities.

#### ACKNOWLEDGMENT

We thank Matthieu Barbier, Hye Jin Park, Yongjoo Baek, and Sang Hoon Lee for valuable comments. This work was supported by the National Research Foundation of Korea (NRF) grants funded by the Korean Government (No. 2019R1A2C1003486 (DSL) and No. 2020R1A2C1005334 (JWL)) and a KIAS Individual Grant (No. CG079901) at Korea Institute for Advanced Study (DSL).

\* jaewlee@inha.ac.kr

† deoksunlee@kias.re.kr

- [1] R. M. May, *Nature* **238**, 413 (1972).
- [2] B. S. Goh, *Am. Nat.* **113**, 261 (1979).
- [3] S. Allesina and S. Tang, *Popul. Ecol.* **57**, 63 (2015).
- [4] L. Stone, *Nat. Commun.* **7**, 1 (2016).
- [5] J. Grilli, M. Adorisio, S. Suweis, G. Barabás, J. R. Banavar, S. Allesina, and A. Maritan, *Nat. Commun.* **8**, 14389 (2017).
- [6] G. Bunin, *Phys. Rev. E* **95**, 042414 (2017).
- [7] J. M. Montoya and R. V. Solé, *J. Theor. Biol.* **214**, 405 (2002).
- [8] J. A. Dunne, R. J. Williams, and N. D. Martinez, *Proc. Natl. Acad. Sci. U.S.A.* **99**, 12917 (2002).
- [9] J. Bascompte, P. Jordano, C. J. Melián, and J. M. Olesen, *Proc. Natl. Acad. Sci. U.S.A.* **100**, 9383 (2003).
- [10] P. Jordano, J. Bascompte, and J. M. Olesen, *Ecol. Lett.* **6**, 69 (2003).
- [11] J. M. Montoya, S. L. Pimm, and R. V. Solé, *Nature* **442**, 259 (2006).
- [12] J. Bascompte and P. Jordano, *Annu. Rev. Ecol. Evol. Syst.* **38**, 567 (2007).
- [13] P. R. Guimarães, G. Machado, M. A. de Aguiar, P. Jordano, J. Bascompte, A. Pinheiro, and S. F. dos Reis, *J. Theor. Biol.* **249**, 181 (2007).
- [14] J. M. Olesen, J. Bascompte, Y. L. Dupont, and P. Jordano, *Proc. Natl. Acad. Sci. U.S.A.* **104**, 19891 (2007).
- [15] E. Thébault and C. Fontaine, *Science* **329**, 853 (2010).
- [16] S. E. Maeng and J. W. Lee, *J. Korean Phys. Soc.* **58**, 851 (2011).
- [17] U. Bastolla, M. A. Fortuna, A. Pascual-García, A. Ferrera, B. Luque, and J. Bascompte, *Nature* **458**, 1018 (2009).
- [18] S. Suweis, F. Simini, J. R. Banavar, and A. Maritan, *Nature* **500**, 449 (2013).
- [19] S. Saavedra, R. P. Rohr, J. M. Olesen, and J. Bascompte, *Ecol. Evol.* **6**, 997 (2016).
- [20] G. Yan, N. D. Martinez, and Y. Y. Liu, *J. Roy. Soc. Interface* **14**, 20170189 (2017).
- [21] S. E. Maeng, J. W. Lee, and D.-S. Lee, *Phys. Rev. Lett.* **108**, 108701 (2012).
- [22] A. Pascual-García and U. Bastolla, *Nat. Commun.* **8**, 14326 (2017).
- [23] M. Barbier, J.-F. Arnoldi, G. Bunin, and M. Loreau, *Proc. Natl. Acad. Sci. U.S.A.* **115**, 2156 (2018).
- [24] C. Gracia-Lázaro, L. Hernández, J. Borge-Holthoefer, and Y. Moreno, *Sci. Rep.* **8**, 9253 (2018).
- [25] X. Wang, T. Peron, J. L. A. Dubbeldam, S. Kéfi, and Y. Moreno, *arXiv:2102.02259* (2021).
- [26] S. E. Maeng, J. W. Lee, and D.-S. Lee, *J. Stat. Mech.* **2019**, 33502 (2019).
- [27] W. Cai, J. Snyder, A. Hastings, and R. M. D'Souza, *Nat. Commun.* **11**, 5470 (2020).
- [28] A. James, J. W. Pitchford, and M. J. Plank, *Nature* **487**, 227 (2012).
- [29] S. Saavedra and D. B. Stouffer, *Nature* **500**, E1 (2013).
- [30] S. Allesina and S. Tang, *Nature* **483**, 205 (2012).
- [31] L. Stone, *Nat. Commun.* **11**, 2648 (2020).
- [32] [Http://www.web-of-life.es/](http://www.web-of-life.es/).
- [33] S. Pettersson, V. M. Savage, and M. N. Jacobi, *J. Roy. Soc. Interface* **17**, 20190391 (2020).
- [34] S. Pettersson, V. M. Savage, and M. N. Jacobi, *Phys. Rev. E* **102**, 062405 (2020).
- [35] See Supplemental Material for the multiplication properties of the matrix of ones, the derivation of the inverse interaction matrix, and of the fixed points.
- [36] M. T. K. Arroyo, R. Primack, and J. Armesto, *Am. J. Bot.* **69**, 82 (1982).
- [37] S. H. Lee, M. Ha, H. Jeong, J. D. Noh, and H. Park, *Phys. Rev. E* **80**, 051127 (2009).

## Supplemental Material

### PROPERTIES OF THE MATRIX OF ONES

The matrix of ones denoted by  $\mathbf{J}$  having all elements equal to one ( $J_{ij} = 1$  for all  $i$  and  $j$ ) is used in the present work to represent the all-to-all uniform competition among plants and among animals via  $\mathbf{J}^{(\text{PP})}$  and  $\mathbf{J}^{(\text{AA})}$ , respectively, and also to represent the annealed adjacency matrix for the mutualistic networks via  $\mathbf{J}^{(\text{PA})}$  and  $\mathbf{J}^{(\text{AP})}$ . We also consider its integrated versions in block-matrix form

$$\begin{aligned}\mathbb{J}^{(0)} &\equiv \begin{pmatrix} \mathbf{J}^{(\text{PP})} & \mathbf{0} \\ \mathbf{0} & \mathbf{J}^{(\text{AA})} \end{pmatrix} = \mathbf{J}^{(\text{PP})} \oplus \mathbf{J}^{(\text{AA})}, \\ \mathbb{J}^{(1)} &\equiv \begin{pmatrix} \mathbf{0} & \mathbf{J}^{(\text{PA})} \\ \mathbf{J}^{(\text{AP})} & \mathbf{0} \end{pmatrix} = \mathbf{J}^{(\text{PA})} \oplus \mathbf{J}^{(\text{AP})},\end{aligned}\quad (\text{S1})$$

which are the direct sums of two matrices of ones defined on different groups of nodes, and their rescaled ones

$$\begin{aligned}\tilde{\mathbb{J}}^{(0)} &\equiv \begin{pmatrix} \frac{\mathbf{J}^{(\text{PP})}}{N^{(\text{P})}} & \mathbf{0} \\ \mathbf{0} & \frac{\mathbf{J}^{(\text{AA})}}{N^{(\text{A})}} \end{pmatrix} = \frac{\mathbf{J}^{(\text{PP})}}{N^{(\text{P})}} \oplus \frac{\mathbf{J}^{(\text{AA})}}{N^{(\text{A})}}, \\ \tilde{\mathbb{J}}^{(1)} &\equiv \begin{pmatrix} \mathbf{0} & \frac{\mathbf{J}^{(\text{PA})}}{\sqrt{N^{(\text{P})}N^{(\text{A})}}} \\ \frac{\mathbf{J}^{(\text{AP})}}{\sqrt{N^{(\text{P})}N^{(\text{A})}}} & \mathbf{0} \end{pmatrix} = \frac{\mathbf{J}^{(\text{PA})} \oplus \mathbf{J}^{(\text{AP})}}{\sqrt{N^{(\text{P})}N^{(\text{A})}}}.\end{aligned}\quad (\text{S2})$$

In this section we present their useful properties, which are used to derive the analytic results presented in the main text.

If one multiplies two  $\mathbf{J}$  matrices of dimension  $N_1 \times N_2$  and  $N_2 \times N_3$ , respectively, then she obtains  $\mathbf{J}^{(N_1 \times N_2)} \mathbf{J}^{(N_2 \times N_3)} = N_2 \mathbf{J}^{(N_1 \times N_3)}$ , since  $\sum_{j=1}^{N_2} J_{ij}^{(N_1 \times N_2)} J_{jk}^{(N_2 \times N_3)} = \sum_{j=1}^{N_2} 1 = N_2$  for all  $1 \leq i \leq N_1$  and  $1 \leq k \leq N_3$ . Therefore we have

$$\mathbf{J}^{(\text{G}_1 \text{G}_2)} \mathbf{J}^{(\text{G}_2 \text{G}_3)} = N^{(\text{G}_2)} \mathbf{J}^{(\text{G}_1 \text{G}_3)}, \quad (\text{S3})$$

where  $\text{G}_1, \text{G}_2, \text{G}_3 \in \{\text{P}, \text{A}\}$ . Then one can see that the rescaled block matrices of ones satisfy

$$\begin{aligned}\tilde{\mathbb{J}}^{(0)} \tilde{\mathbb{J}}^{(0)} &= \tilde{\mathbb{J}}^{(0)}, \\ \tilde{\mathbb{J}}^{(1)} \tilde{\mathbb{J}}^{(1)} &= \tilde{\mathbb{J}}^{(0)}, \\ \tilde{\mathbb{J}}^{(0)} \tilde{\mathbb{J}}^{(1)} &= \tilde{\mathbb{J}}^{(1)} \tilde{\mathbb{J}}^{(0)} = \tilde{\mathbb{J}}^{(1)}.\end{aligned}\quad (\text{S4})$$

The multiplication of  $\mathbf{J}$  with the adjacency matrix  $\mathbf{A}^{(\text{PA})}$  or  $\mathbf{A}^{(\text{AP})} = \mathbf{A}^{(\text{PA})\text{T}}$  is evaluated as

$$\begin{aligned}\mathbf{A}^{(\text{G}_1 \text{G}_2)} \mathbf{J}^{(\text{G}_2 \text{G}_3)} &= \mathbf{K}^{(\text{G}_1)} \mathbf{J}^{(\text{G}_1 \text{G}_3)}, \\ \mathbf{J}^{(\text{G}_1 \text{G}_2)} \mathbf{A}^{(\text{G}_2 \text{G}_3)} &= \mathbf{J}^{(\text{G}_1 \text{G}_3)} \mathbf{K}^{(\text{G}_3)},\end{aligned}\quad (\text{S5})$$

where we use for instance that  $\sum_{a'} A_{pa'} J_{a'a} = \sum_{a'} A_{pa'} = k_p$  and  $\sum_{p'} J_{pp'} A_{p'a} = k_a$ . Note that

$K_{pp'} = k_p \delta_{pp'}$  and  $K_{aa'} = k_a \delta_{aa'}$ . The block adjacency matrix

$$\mathbb{A} \equiv \begin{pmatrix} \mathbf{0} & \mathbf{A}^{(\text{PA})} \\ \mathbf{A}^{(\text{AP})} & \mathbf{0} \end{pmatrix} = \mathbf{A}^{(\text{PA})} \oplus \mathbf{A}^{(\text{AP})}, \quad (\text{S6})$$

the block rescaled matrices of ones, and the block degree matrix

$$\mathbb{K} \equiv \begin{pmatrix} \mathbf{K}^{(\text{PP})} & \mathbf{0} \\ \mathbf{0} & \mathbf{K}^{(\text{AA})} \end{pmatrix} = \mathbf{K}^{(\text{PP})} \oplus \mathbf{K}^{(\text{AA})} \quad (\text{S7})$$

satisfy

$$\begin{aligned}\mathbb{A} \tilde{\mathbb{J}}^{(0)} &= \mathbb{K} \tilde{\mathbb{N}} \tilde{\mathbb{J}}^{(1)}, \quad \tilde{\mathbb{J}}^{(0)} \mathbb{A} = \tilde{\mathbb{J}}^{(1)} \tilde{\mathbb{N}} \mathbb{K}, \\ \mathbb{A} \tilde{\mathbb{J}}^{(1)} &= \mathbb{K} \tilde{\mathbb{N}} \tilde{\mathbb{J}}^{(0)}, \quad \tilde{\mathbb{J}}^{(1)} \mathbb{A} = \tilde{\mathbb{J}}^{(0)} \tilde{\mathbb{N}} \mathbb{K}\end{aligned}\quad (\text{S8})$$

$$\text{with } \tilde{\mathbb{N}} \equiv \begin{pmatrix} \sqrt{\frac{N^{(\text{P})}}{N^{(\text{A})}}} \mathbf{I}^{(\text{PP})} & \mathbf{0} \\ \mathbf{0} & \sqrt{\frac{N^{(\text{A})}}{N^{(\text{P})}}} \mathbf{I}^{(\text{AA})} \end{pmatrix} = \sqrt{\frac{N^{(\text{P})}}{N^{(\text{A})}}} \mathbf{I}^{(\text{PP})} \oplus \sqrt{\frac{N^{(\text{A})}}{N^{(\text{P})}}} \mathbf{I}^{(\text{AA})}.$$

Multiplying the degree matrices  $\mathbf{K}^{(\text{PP})}$  and  $\mathbf{K}^{(\text{AA})}$  by  $\mathbf{J}$  matrices makes

$$\begin{aligned}\mathbf{J}^{(\text{G}_1 \text{G}_2)} \mathbf{K}^{(\text{G}_2)} \mathbf{J}^{(\text{G}_2 \text{G}_3)} &= L \mathbf{J}^{(\text{G}_1 \text{G}_3)}, \\ \mathbf{J}^{(\text{G}_1 \text{G}_2)} \left( \mathbf{K}^{(\text{G}_2)} \right)^2 \mathbf{J}^{(\text{G}_2 \text{G}_3)} &= N^{(\text{G}_2)} \langle k^2 \rangle^{(\text{G}_2)} \mathbf{J}^{(\text{G}_1 \text{G}_3)},\end{aligned}\quad (\text{S9})$$

where we used  $\sum_{a_1 a_2} J_{aa_1} K_{a_1 a_2} J_{a_2 p} = \sum_{a_1} k_{a_1} = L$  and  $\sum_{p_1, p_2, p_3} J_{pp_1} K_{p_1 p_2} K_{p_2 p_3} J_{p_3 a} = \sum_{p_1} k_{p_1}^2 = N^{(\text{P})} \langle k^2 \rangle^{(\text{P})}$ , and  $\langle k^2 \rangle^{(\text{G})} = \sum_{i \in \mathcal{S}^{(\text{G})}} k_i^2 / N^{(\text{G})}$  is the mean of the square of the degree of species of group  $\text{G}$  with  $\mathcal{S}^{(\text{G})}$  the set of group- $\text{G}$  species. The block matrices satisfy

$$\begin{aligned}\tilde{\mathbb{J}}^{(0)} \mathbb{K} \tilde{\mathbb{J}}^{(0)} &= \tilde{\mathbb{J}}^{(0)} \langle \mathbb{K} \rangle, \\ \tilde{\mathbb{J}}^{(0)} \mathbb{K} \tilde{\mathbb{J}}^{(1)} &= \langle \mathbb{K} \rangle \tilde{\mathbb{J}}^{(1)}, \\ \tilde{\mathbb{J}}^{(1)} \mathbb{K} \tilde{\mathbb{J}}^{(0)} &= \tilde{\mathbb{J}}^{(1)} \langle \mathbb{K} \rangle, \\ \tilde{\mathbb{J}}^{(1)} \mathbb{K} \tilde{\mathbb{J}}^{(1)} &= \langle k \rangle^{(\text{P})} \langle k \rangle^{(\text{A})} \langle \mathbb{K} \rangle^{-1} \tilde{\mathbb{J}}^{(0)}, \\ \tilde{\mathbb{J}}^{(1)} \mathbb{K}^2 \tilde{\mathbb{J}}^{(1)} &= \langle k^2 \rangle^{(\text{P})} \langle k^2 \rangle^{(\text{A})} \langle \mathbb{K}^2 \rangle^{-1} \tilde{\mathbb{J}}^{(0)},\end{aligned}\quad (\text{S10})$$

with  $\langle \mathbb{K} \rangle \equiv \langle k \rangle^{(\text{P})} \mathbf{I}^{(\text{PP})} + \langle k \rangle^{(\text{A})} \mathbf{I}^{(\text{AA})}$  being the sum of the identity matrices multiplied by the group averages. These relations are valid also for a function  $f(\mathbb{K})$  of  $\mathbb{K}$  as

$$\begin{aligned}\tilde{\mathbb{J}}^{(0)} f(\mathbb{K}) \tilde{\mathbb{J}}^{(0)} &= \tilde{\mathbb{J}}^{(0)} \langle f(\mathbb{K}) \rangle, \\ \tilde{\mathbb{J}}^{(0)} f(\mathbb{K}) \tilde{\mathbb{J}}^{(1)} &= \langle f(\mathbb{K}) \rangle \tilde{\mathbb{J}}^{(1)}, \\ \tilde{\mathbb{J}}^{(1)} f(\mathbb{K}) \tilde{\mathbb{J}}^{(0)} &= \tilde{\mathbb{J}}^{(1)} \langle f(\mathbb{K}) \rangle, \\ \tilde{\mathbb{J}}^{(1)} f(\mathbb{K}) \tilde{\mathbb{J}}^{(1)} &= \langle f(\mathbb{K}) \rangle^{(\text{P})} \langle f(\mathbb{K}) \rangle^{(\text{A})} \langle f(\mathbb{K}) \rangle^{-1} \tilde{\mathbb{J}}^{(0)},\end{aligned}\quad (\text{S11})$$

where

$$\begin{aligned}\langle f(\mathbb{K}) \rangle &\equiv \frac{\text{Tr} f(\mathbf{K}^{(\text{PP})})}{N^{(\text{P})}} \mathbf{I}^{(\text{PP})} \oplus \frac{\text{Tr} f(\mathbf{K}^{(\text{AA})})}{N^{(\text{A})}} \mathbf{I}^{(\text{AA})} \\ &= \langle f(\mathbb{K}) \rangle^{(\text{P})} \mathbf{I}^{(\text{PP})} \oplus \langle f(\mathbb{K}) \rangle^{(\text{A})} \mathbf{I}^{(\text{AA})},\end{aligned}\quad (\text{S12})$$

is the sum of the group averages of  $f(\mathbb{K})$ , and its inverse means  $\langle f(\mathbb{K}) \rangle^{-1} = \frac{1}{\langle f(\mathbb{K}) \rangle^{(P)}} \mathbf{I}^{(PP)} \oplus \frac{1}{\langle f(\mathbb{K}) \rangle^{(A)}} \mathbf{I}^{(AA)}$ . For general  $z$ ,  $\langle f(\mathbb{K}) \rangle^z = (\langle f \rangle^{(P)})^z \mathbf{I}^{(PP)} \oplus (\langle f \rangle^{(A)})^z \mathbf{I}^{(AA)}$ . The multiplication of  $\langle f(\mathbb{K}) \rangle$  and  $\tilde{\mathbb{J}}^{(1)}$  is not commutative:

$$\begin{aligned} \langle f(\mathbb{K}) \rangle \tilde{\mathbb{J}}^{(1)} &= \langle f(\mathbb{K}) \rangle^{(P)} \langle f(\mathbb{K}) \rangle^{(A)} \tilde{\mathbb{J}}^{(1)} \langle f(\mathbb{K}) \rangle^{-1}, \\ \tilde{\mathbb{J}}^{(1)} \langle f(\mathbb{K}) \rangle &= \langle f(\mathbb{K}) \rangle^{(P)} \langle f(\mathbb{K}) \rangle^{(A)} \langle f(\mathbb{K}) \rangle^{-1} \tilde{\mathbb{J}}^{(1)}, \end{aligned} \quad (\text{S13})$$

which can be seen by considering for instance the P-block of  $\langle f(\mathbb{K}) \rangle \tilde{\mathbb{J}}^{(1)} \mathbb{X}$  as  $\langle f \rangle^{(P)} \mathbf{J}^{(PA)} \mathbf{X}^{(A)} = \langle f \rangle^{(P)} \langle f \rangle^{(A)} \mathbf{J}^{(PA)} \frac{1}{\langle f \rangle^{(A)}} \mathbf{X}^{(A)}$  with  $\mathbb{X} = \mathbf{X}^{(P)} \oplus \mathbf{X}^{(A)}$ .

### EIGENVALUES OF $H_{ij}^{(++)}$ AND ITS LARGEST ONE

To obtain the eigenvalues  $\lambda_i^{(+)}$ 's of the  $S^{(+)} \times S^{(+)}$  Jacobian matrix  $H_{ij}^{(++)} \equiv x_i^* B_{ij}^{(+)}$  at  $x_i^*$ , we decompose  $H_{ij}^{(++)}$  as  $H_{ij}^{(++)} = -x_i^* \delta_{ij} + V_{ij}$  with  $V_{ij} \equiv -c x_i^* (1 - \delta_{ij}) + m x_i^* A_{ij}$ . When  $V_{ij}$  is sufficiently small, one can use the perturbative expansion  $\lambda_i \simeq -x_i^* + \sum_{j \neq i} \frac{x_j^* V_{ji} V_{ij} x_i^*}{x_i^* - x_j^*} \simeq -x_i^*$ . Therefore this approximation gives  $S^{(+)}$  fixed-point abundances multiplied by  $-1$ ,  $\{-x_i^*\}$  as the eigenvalues of  $H_{ij}^{(++)}$ . In addition,  $H_{ij}^{(++)}$  has  $\tilde{x}^* = (x_i^*)$  as an eigenvector with eigenvalue  $-1$ ;  $\sum_j H_{ij}^{(++)} x_j^* = \sum_j x_i^* B_{ij}^{(+)} (-\sum_\ell ((B^{(+)})^{-1})_{j\ell}) = -x_i^*$ . Therefore the largest real part of the eigenvalues  $\lambda_i^{(+)}$ 's is approximated by  $\max(-x_i^*, -1)$ .

### DERIVATION OF $\mathbb{B}_0^{-1}$ AND $x_0^{(G)}$

Without mutualism ( $m = 0$ ), the interaction matrix is given by

$$\begin{aligned} \mathbb{B}_0 &= -(1-c)\mathbb{I} - c\mathbb{J}^{(0)} \\ &= -(1-c) \left( \mathbf{I}^{(PP)} \oplus \mathbf{I}^{(AA)} \right) - c \left( \mathbf{J}^{(PP)} \oplus \mathbf{J}^{(AA)} \right). \end{aligned} \quad (\text{S14})$$

Trying  $\mathbb{B}_0^{-1} = -\frac{1}{1-c} (\mathbf{I}^{(PP)} \oplus \mathbf{I}^{(AA)} \oplus b^{(P)} \mathbf{J}^{(PP)} \oplus b^{(A)} \mathbf{J}^{(AA)})$  as its inverse, we find by using it in  $\mathbb{B}_0 \mathbb{B}_0^{-1} = \mathbb{I}$  that

$$\begin{aligned} \mathbb{B}_0 \mathbb{B}_0^{-1} &= \mathbf{I}^{(PP)} \oplus \left( -b^{(P)} + \frac{c}{1-c} - \frac{c}{1-c} b^{(P)} N^{(P)} \right) \mathbf{J}^{(PP)} \\ &\quad + \mathbf{I}^{(AA)} \oplus \left( -b^{(A)} + \frac{c}{1-c} - \frac{c}{1-c} b^{(A)} N^{(A)} \right) \mathbf{J}^{(AA)}, \end{aligned} \quad (\text{S15})$$

which gives  $b^{(P)} = \frac{\tilde{c}^{(P)}}{N^{(P)}}$  and  $b^{(A)} = \frac{\tilde{c}^{(A)}}{N^{(A)}}$  with  $\tilde{c}^{(P)}$  and  $\tilde{c}^{(A)}$  given in Eq. (7) in the main text.  $\mathbb{B}_0^{-1}$  is given by

$$\mathbb{B}_0^{-1} = (1-c)^{-1} \left( -\mathbb{I} + \tilde{c} \tilde{\mathbb{J}}^{(0)} \right) \quad (\text{S16})$$

as in Eq. (6) in the main text with  $\tilde{c} = \tilde{c}^{(P)} \mathbf{I}^{(PP)} \oplus \tilde{c}^{(A)} \mathbf{I}^{(AA)}$ .

The abundance of every plant species is evaluated by using Eq. (S16) as

$$x_p^{*(0)} = - \sum_j ((B_0)^{-1})_{pj} = x_0^{(P)} \equiv \frac{1 - \tilde{c}^{(P)}}{1 - c}, \quad (\text{S17})$$

and also that of animal species is

$$x_a^{*(0)} = - \sum_j ((B_0)^{-1})_{aj} = x_0^{(A)} \equiv \frac{1 - \tilde{c}^{(A)}}{1 - c}, \quad (\text{S18})$$

as given in Eq. (7) in the main text.

### DERIVATION OF $x_i^{*(1)}$

For  $\mathbb{B} = \mathbb{B}_0 + m\mathbb{A}$ , one can expand its inverse  $\mathbb{B}^{-1}$  in terms of the mutualism strength  $m$  as

$$\begin{aligned} \mathbb{B}^{-1} &= \mathbb{B}_0^{-1} \sum_{n=0}^{\infty} (-m\mathbb{A}\mathbb{B}_0^{-1})^n \\ &= \mathbb{B}_0^{-1} - m\mathbb{B}_0^{-1}\mathbb{A}\mathbb{B}_0^{-1} + O(m^2). \end{aligned} \quad (\text{S19})$$

Using Eqs. (S8), (S10), and (S16), one can evaluate  $\mathbb{B}^{-1}$  up to the first order of  $m$  as

$$\begin{aligned} \mathbb{B}^{-1} &\simeq \mathbb{B}_0^{-1} - \frac{m}{(1-c)^2} \left[ -\mathbb{I} + \tilde{c} \tilde{\mathbb{J}}^{(0)} \right] \mathbb{A} \left[ -\mathbb{I} + \tilde{c} \tilde{\mathbb{J}}^{(0)} \right] \\ &= \mathbb{B}_0^{-1} - \frac{m}{(1-c)^2} \left[ \mathbb{A} - \mathbb{A} \tilde{c} \tilde{\mathbb{J}}^{(0)} - \tilde{c} \tilde{\mathbb{J}}^{(0)} \mathbb{A} + \tilde{c} \tilde{\mathbb{J}}^{(0)} \mathbb{A} \tilde{c} \tilde{\mathbb{J}}^{(0)} \right] \\ &= \mathbb{B}_0^{-1} - \frac{m}{(1-c)^2} \left[ \mathbb{A} - \mathbb{K} \tilde{\mathbb{N}} \tilde{\mathbb{J}}^{(1)} \tilde{c} - \tilde{c} \tilde{\mathbb{J}}^{(1)} \tilde{\mathbb{N}} (\mathbb{K} - \langle \mathbb{K} \rangle \tilde{c}) \right]. \end{aligned} \quad (\text{S20})$$

Then the abundance of a plant species  $p$  is given by

$$\begin{aligned} x_p^{*(1)} &= - \sum_j (B^{-1})_{pj} = x_0^{(P)} \\ &\quad + \frac{m}{(1-c)^2} \left[ k_p - k_p \tilde{c}^{(A)} - \tilde{c}^{(P)} \frac{L}{N^{(P)}} + \tilde{c}^{(P)} \frac{L}{N^{(P)}} \tilde{c}^{(A)} \right] \\ &= x_0^{(P)} + \frac{m}{(1-c)^2} (1 - \tilde{c}^{(A)}) \left( k_p - \tilde{c}^{(P)} \langle k \rangle^{(P)} \right) \\ &= x_0^{(P)} \left[ 1 + \frac{m}{1-c} \frac{1 - \tilde{c}^{(A)}}{1 - \tilde{c}^{(P)}} \left( k_p - \tilde{c}^{(P)} \langle k \rangle^{(P)} \right) \right], \end{aligned} \quad (\text{S21})$$

and that of an animal species  $a$  is

$$x_a^{*(1)} = x_0^{(A)} \left[ 1 + \frac{m}{1-c} \frac{1 - \tilde{c}^{(P)}}{1 - \tilde{c}^{(A)}} \left( k_a - \tilde{c}^{(A)} \langle k \rangle^{(A)} \right) \right]. \quad (\text{S22})$$

## DERIVATION OF $\tilde{\mathbb{B}}^{-1}$ IN THE ANNEALED APPROXIMATION

In the annealed approximation, the adjacency matrix element  $A_{ij}$  is approximated by the probability that the two nodes  $i$  and  $j$  are connected by a link in the ensemble of networks preserving the given degree sequence  $\{k_i\}$  as

$$\tilde{A}_{ij} = \frac{k_i k_j}{L} \quad (\text{S23})$$

with  $L$  the total number of links. Equivalently, the block adjacency matrix takes the form

$$\tilde{\mathbb{A}} = \frac{1}{L} \mathbb{K} \mathbb{J}^{(1)} \mathbb{K} = \frac{1}{\sqrt{\langle k \rangle^{(P)} \langle k \rangle^{(A)}}} \mathbb{K} \tilde{\mathbb{J}}^{(1)} \mathbb{K}. \quad (\text{S24})$$

Using this, one finds that the terms  $\mathbb{B}_0^{-1}(-m\tilde{\mathbb{A}}\mathbb{B}_0^{-1})^n$  appearing in Eq. (S19) are simplified. Evaluating the first three terms, one can find the expression for general  $n$  by induction. Let us first consider the term with  $n = 1$ , which is evaluated as

$$\begin{aligned} & \mathbb{B}_0^{-1}(-m\tilde{\mathbb{A}})\mathbb{B}_0^{-1} \\ &= \frac{-m}{(1-c)^2} \frac{(-\mathbb{I} + \tilde{c}\tilde{\mathbb{J}}^{(0)}) \mathbb{K} \tilde{\mathbb{J}}^{(1)} \mathbb{K} (-\mathbb{I} + \tilde{c}\tilde{\mathbb{J}}^{(0)})}{\sqrt{\langle k \rangle^{(P)} \langle k \rangle^{(A)}}} \\ &= \frac{-m}{(1-c)^2} \times \\ & \frac{\mathbb{K} \tilde{\mathbb{J}}^{(1)} \mathbb{K} - \tilde{c} \langle \mathbb{K} \rangle \tilde{\mathbb{J}}^{(1)} \mathbb{K} - \mathbb{K} \tilde{\mathbb{J}}^{(1)} \tilde{c} \langle \mathbb{K} \rangle + \tilde{c} \langle \mathbb{K} \rangle \tilde{\mathbb{J}}^{(1)} \langle \mathbb{K} \rangle \tilde{c}}{\sqrt{\langle k \rangle^{(P)} \langle k \rangle^{(A)}}} \\ &= \frac{-m}{(1-c)^2} \frac{(\mathbb{K} - \tilde{c} \langle \mathbb{K} \rangle) \tilde{\mathbb{J}}^{(1)} (\mathbb{K} - \tilde{c} \langle \mathbb{K} \rangle)}{\sqrt{\langle k \rangle^{(P)} \langle k \rangle^{(A)}}} \\ &= -\frac{\tilde{m}}{1-c} \tilde{\mathbb{K}} \tilde{\mathbb{J}}^{(1)} \tilde{\mathbb{K}}, \end{aligned} \quad (\text{S25})$$

where Eq. (S11) is used and the rescaled degree matrix is introduced,

$$\tilde{\mathbb{K}} \equiv \frac{\mathbb{K} - \tilde{c} \langle \mathbb{K} \rangle}{\sqrt{\langle \mathbb{K} (\mathbb{K} - \tilde{c} \langle \mathbb{K} \rangle) \rangle}} = \frac{\mathbb{K} - \tilde{c} \langle \mathbb{K} \rangle}{\langle \tilde{\mathbb{K}} \rangle}, \quad (\text{S26})$$

and the rescaled mutualism strength  $\tilde{m}$ , defined in Eq. (10) in the main text, is here also represented as

$$\tilde{m} = \frac{m}{1-c} \frac{\langle \tilde{\mathbb{K}} \tilde{\mathbb{K}} \rangle^{(P)} \langle \tilde{\mathbb{K}} \tilde{\mathbb{K}} \rangle^{(A)}}{\sqrt{\langle \tilde{\mathbb{K}} \rangle^{(P)} \langle \tilde{\mathbb{K}} \rangle^{(A)}}}. \quad (\text{S27})$$

Notice that  $\langle k \rangle^{(P)} = \langle \mathbb{K} \rangle^{(P)}$  and  $\langle \mathbb{K} \tilde{\mathbb{K}} \rangle^{(P)} = \langle k^2 \rangle^{(P)} - \tilde{c}^{(P)} \langle k \rangle^{(P)2} = (\langle k \rangle^{(P)})^2 (\xi^{(P)} - \tilde{c}^{(P)})$  from Eq. (S12).

The term with  $n = 2$  is evaluated as

$$\begin{aligned} & \mathbb{B}_0^{-1}(-m\tilde{\mathbb{A}})\mathbb{B}_0^{-1}(-m\tilde{\mathbb{A}})\mathbb{B}_0^{-1} \\ &= \frac{-\tilde{m}}{1-c} \tilde{\mathbb{K}} \tilde{\mathbb{J}}^{(1)} \tilde{\mathbb{K}} \frac{-m}{\sqrt{\langle k \rangle^{(P)} \langle k \rangle^{(A)}}} \mathbb{K} \tilde{\mathbb{J}}^{(1)} \mathbb{K} \frac{-\mathbb{I} + \tilde{c}\tilde{\mathbb{J}}^{(0)}}{1-c} \\ &= \frac{\tilde{m}}{1-c} \tilde{\mathbb{K}} \frac{m \langle \tilde{\mathbb{K}} \tilde{\mathbb{K}} \rangle^{(P)} \langle \tilde{\mathbb{K}} \tilde{\mathbb{K}} \rangle^{(A)} \langle \tilde{\mathbb{K}} \tilde{\mathbb{K}} \rangle^{-1} \tilde{\mathbb{J}}^{(0)} - \mathbb{K} + \tilde{c} \langle \mathbb{K} \rangle}{\sqrt{\langle k \rangle^{(P)} \langle k \rangle^{(A)}}} \frac{-\mathbb{I} + \tilde{c}\tilde{\mathbb{J}}^{(0)}}{1-c} \\ &= -\frac{\tilde{m}^2}{1-c} \tilde{\mathbb{K}} \tilde{\mathbb{J}}^{(0)} \tilde{\mathbb{K}}. \end{aligned} \quad (\text{S28})$$

The term with  $n = 3$  is

$$\begin{aligned} & \mathbb{B}_0^{-1}(-m\tilde{\mathbb{A}})\mathbb{B}_0^{-1}(-m\tilde{\mathbb{A}})\mathbb{B}_0^{-1}(-m\tilde{\mathbb{A}})\mathbb{B}_0^{-1} \\ &= \frac{-\tilde{m}^2}{1-c} \tilde{\mathbb{K}} \tilde{\mathbb{J}}^{(0)} \tilde{\mathbb{K}} \frac{-m}{\sqrt{\langle k \rangle^{(P)} \langle k \rangle^{(A)}}} \mathbb{K} \tilde{\mathbb{J}}^{(1)} \mathbb{K} \frac{-\mathbb{I} + \tilde{c}\tilde{\mathbb{J}}^{(0)}}{1-c} \\ &= \frac{\tilde{m}^2}{1-c} \tilde{\mathbb{K}} \frac{m \langle \tilde{\mathbb{K}} \tilde{\mathbb{K}} \rangle \tilde{\mathbb{J}}^{(1)} - \mathbb{K} + \tilde{c} \langle \mathbb{K} \rangle}{\sqrt{\langle k \rangle^{(P)} \langle k \rangle^{(A)}}} \frac{-\mathbb{I} + \tilde{c}\tilde{\mathbb{J}}^{(0)}}{1-c} \\ &= -\frac{\tilde{m}^2}{1-c} \tilde{\mathbb{K}} \frac{m \langle \tilde{\mathbb{K}} \tilde{\mathbb{K}} \rangle^{(P)} \langle \tilde{\mathbb{K}} \tilde{\mathbb{K}} \rangle^{(A)}}{(1-c) \sqrt{\langle k \rangle^{(P)} \langle k \rangle^{(A)}}} \tilde{\mathbb{J}}^{(1)} \langle \tilde{\mathbb{K}} \tilde{\mathbb{K}} \rangle^{-1} (\mathbb{K} - \tilde{c} \langle \mathbb{K} \rangle) \\ &= -\frac{\tilde{m}^3}{1-c} \tilde{\mathbb{K}} \tilde{\mathbb{J}}^{(0)} \tilde{\mathbb{K}}. \end{aligned} \quad (\text{S29})$$

From Eqs. (S25), (S28), and (S29), one can show by induction that

$$\mathbb{B}_0^{-1} \left( -m\tilde{\mathbb{A}}\mathbb{B}_0^{-1} \right)^n = \begin{cases} -\frac{\tilde{m}^n}{1-c} \tilde{\mathbb{K}} \tilde{\mathbb{J}}^{(1)} \tilde{\mathbb{K}} & \text{for } n = 1, 3, 5, \dots \\ -\frac{\tilde{m}^n}{1-c} \tilde{\mathbb{K}} \tilde{\mathbb{J}}^{(0)} \tilde{\mathbb{K}} & \text{for } n = 2, 4, 6, \dots \end{cases} \quad (\text{S30})$$

Therefore we find that the inverse of the interaction matrix given by

$$\begin{aligned} \tilde{\mathbb{B}}^{-1} &= \mathbb{B}_0^{-1} - \\ & \frac{1}{1-c} \tilde{\mathbb{K}} \left( \tilde{\mathbb{J}}^{(1)} \sum_{n=1,3,5,\dots} \tilde{m}^n + \tilde{\mathbb{J}}^{(0)} \sum_{n=2,4,6,\dots} \tilde{m}^n \right) \tilde{\mathbb{K}} \\ &= \mathbb{B}_0^{-1} - \frac{1}{1-c} \frac{\tilde{m}}{1-\tilde{m}^2} \tilde{\mathbb{K}} \left( \tilde{m} \tilde{\mathbb{J}}^{(0)} + \tilde{\mathbb{J}}^{(1)} \right) \tilde{\mathbb{K}}, \end{aligned} \quad (\text{S31})$$

which is given in Eq. (9) in the main text.

## SPECIES ABUNDANCE IN THE FULL COEXISTENCE PHASE

Here we present for  $c = 0.1$  and  $\tilde{m} = 0.4$  in the full coexistence phase the stationary-state abundance  $x_i^{(\text{st})}$  obtained by numerically integrating Eq. (1) with the original interaction matrix  $\mathbb{B}$ , and the fixed-point abundances  $x_i^*$  obtained with  $\tilde{\mathbb{B}}$  and  $\tilde{x}_i^*$  from Eq. (11) of the main text in Fig. S1.



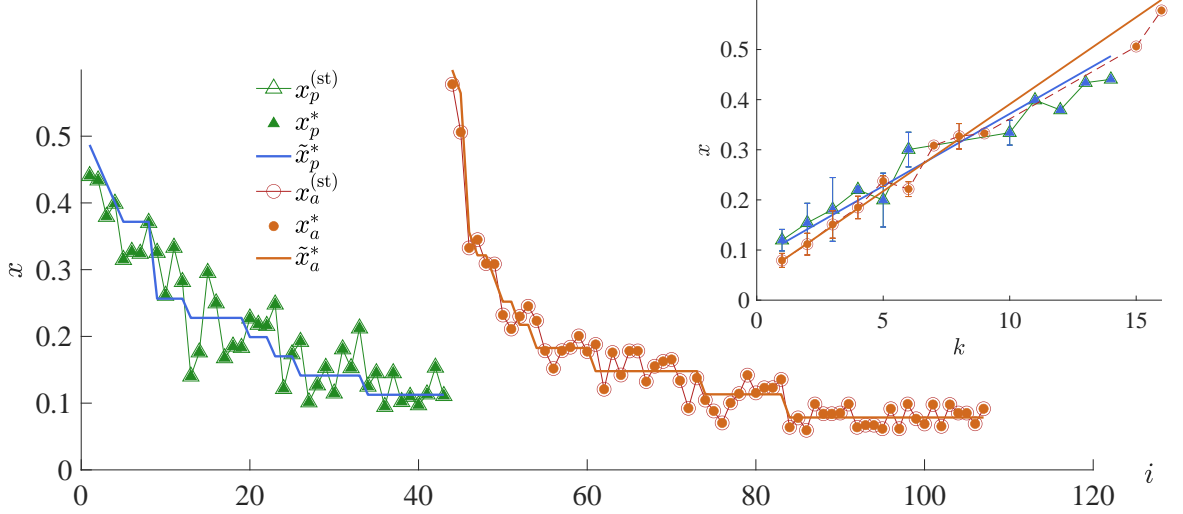


FIG. S1. Species abundance in the full coexistence phase. Stationary-state abundances  $x_i^{(st)}$  of individual species  $i$  are compared with the stable fixed-point ones  $x_i^*$ 's and  $\tilde{x}_i^*$ 's for  $c = 0.1$  and  $\tilde{m} = 0.4$ . The species index  $i$  is arranged in the descending order of degree among plants and among animals. Inset: Abundance vs. degree.

### EFFECTIVE QUANTITIES

The effective interaction matrix  $\tilde{\mathbb{B}}^{(+)}$  is obtained by removing the rows and columns corresponding to the species belonging to  $\mathcal{S}^{(0)}$  in the full interaction matrix  $\mathbb{B}$ . For later use, we introduce  $\mathcal{S}^{(P,+)}$  and  $\mathcal{S}^{(A,+)}$  to denote the set of plant and animal species, respectively, in  $\mathcal{S}^{(+)}$  to be assigned non-zero components, and  $\mathcal{S}^{(P,0)}$  and  $\mathcal{S}^{(A,0)}$  to denote the set of plant and animal species, respectively, in  $\mathcal{S}^{(0)}$  to be assigned zero components. Their sizes are  $N^{(P,+)}$ ,  $N^{(A,+)}$ ,  $N^{(P,0)}$ , and  $N^{(A,0)}$ . The effective interaction matrix  $\tilde{\mathbb{B}}^{(+)}$  is of size  $\mathcal{S}^{(+)}$   $\times$   $\mathcal{S}^{(+)}$  with  $\mathcal{S}^{(+)} = N^{(P,+)} + N^{(A,+)}$  and takes the form

$$\tilde{\mathbb{B}}^{(+)} = -\mathbb{I}^{(+)} + c(\mathbb{J}^{(0,+)} - \mathbb{I}^{(+)} + m\tilde{\mathbb{A}}^{(+)}, \quad (\text{S32})$$

where  $\tilde{\mathbb{A}}^{(+)}$  is the effective adjacency matrix between the plant and animal species in  $\mathcal{S}^{(+)}$ .

The effective annealed adjacency matrix  $\tilde{\mathbb{A}}^{(+)}$  is located in the off-diagonal block of  $\tilde{\mathbb{B}}^{(+)}$ . Once  $\tilde{\mathbb{A}}^{(+)}$  is given, the effective network quantities can be derived and inserted into Eq. (11) of the main text to yield the non-zero fixed-point abundance  $\tilde{x}_i^*$ . Below we present how to evaluate them specifically.

- The effective rescaled competition strength is  $\tilde{c}^{(G,+)} \equiv \frac{cN^{(G,+)}}{cN^{(G,+)}+1-c}$  with G being P or A.
- The effective zeroth-order abundance is  $x_0^{(G,+)} \equiv \frac{1-\tilde{c}^{(G,+)}}{1-c}$ .
- The total number of links is  $L^{(+)} \equiv \sum_{p \in \mathcal{S}^{(P,+)}, a \in \mathcal{S}^{(A,+)}} A_{pa}^{(+)} =$

$$\frac{1}{L} \sum_{p \in \mathcal{S}^{(P,+)}} k_p \sum_{a \in \mathcal{S}^{(A,+)}} k_a = L \ell^{(P,+)} \ell^{(A,+)}$$

with  $\ell^{(P,+)} \equiv \frac{1}{L} \sum_{p \in \mathcal{S}^{(P,+)}} k_p$  and  $\ell^{(A,+)} \equiv \frac{1}{L} \sum_{a \in \mathcal{S}^{(A,+)}} k_a$  denoting the ratio of the links incident on the plant and animal species of  $\mathcal{S}^{(+)}$ , respectively, to the original number of links  $L = \sum_p k_p = \sum_a k_a$ .

- The effective degree is evaluated as  $k_p^{(+)} \equiv \sum_{a \in \mathcal{S}^{(A,+)}} A_{pa}^{(+)} = k_p \sum_{a \in \mathcal{S}^{(A,+)}} \frac{k_a}{L} = k_p \ell^{(A,+)}$  and  $k_a^{(+)} \equiv \sum_{p \in \mathcal{S}^{(P,+)}} A_{pa}^{(+)} = k_a \ell^{(P,+)}$ , satisfying  $L^{(+)} = \sum_{p \in \mathcal{S}^{(P,+)}} k_p^{(+)} = \sum_{a \in \mathcal{S}^{(A,+)}} k_a^{(+)}$ .
- The effective adjacency matrix maintains its factorized form  $A_{pa}^{(+)} = \frac{k_p k_a}{L} = \frac{k_p^{(+)} k_a^{(+)}}{L^{(+)}}$  in terms of the effective degrees and the effective numbers of links.
- The effective degree heterogeneity is evaluated as  $\xi^{(P,+)} = \frac{\langle k^2 \rangle^{(P,+)}}{\langle k \rangle^{(P,+)}}$  with the moments given by  $\langle k^n \rangle^{(P,+)} = \frac{1}{N^{(P,+)}} \sum_{p \in \mathcal{S}^{(P,+)}} \left( k_p^{(+)} \right)^n$ .  $\xi^{(A,+)}$  and  $\langle k^n \rangle^{(A,+)}$  are evaluated in the same manner.
- The effective rescaled degree is evaluated by  $\bar{k}_i^{(+)} \equiv \frac{k_i^{(+)}}{\langle k \rangle^{(G,+)}} - \tilde{c}^{(G,+)}$ .
- The effective asymmetry factor is evaluated by  $\theta^{(PA,+)} \equiv \frac{1-\tilde{c}^{(A,+)}}{1-\tilde{c}^{(P,+)}} \sqrt{\frac{\langle k \rangle^{(P,+)} (\xi^{(P,+)} - \tilde{c}^{(P,+)})}{\langle k \rangle^{(A,+)} (\xi^{(A,+)} - \tilde{c}^{(A,+)})}} = \frac{1}{\theta^{(AP,+)}}$ .

Then the effective rescaled mutualism strength  $\tilde{m}^{(+)}$  is

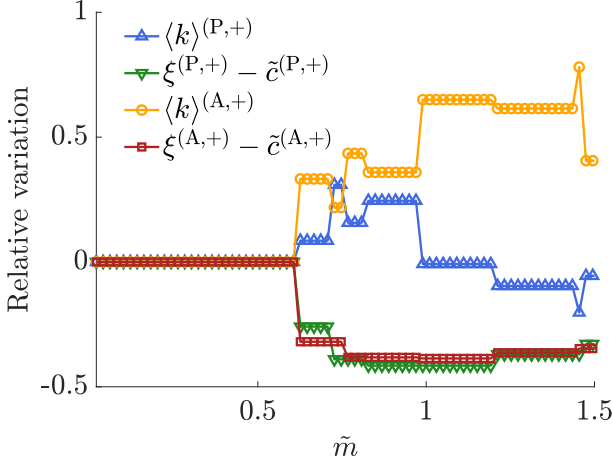


FIG. S2. Relative variations of the effective quantities with respect to the original quantities as functions of the rescaled mutualism strength for  $c = 0.1$ . For instance, the relative variation of  $\langle k \rangle^{(P,+)}$  is evaluated by  $\frac{\langle k \rangle^{(P,+)} - \langle k \rangle^{(P)}}{\langle k \rangle^{(P)}}$ . The relative variation is positive for the effective mean degree but negative for the difference between the degree heterogeneity and the rescaled competition, which are combined to make  $\tilde{m}^{(+)}$  smaller than  $\tilde{m}$  as shown in Fig. 3 (b).

evaluated by

$$\tilde{m}^{(+)} \equiv \frac{m}{1-c} \times \sqrt{\langle k \rangle^{(P,+)} \langle k \rangle^{(A,+)} (\xi^{(P,+)} - \tilde{c}^{(P,+)}) (\xi^{(A,+)} - \tilde{c}^{(A,+)})} \quad (\text{S33})$$

exactly in the same manner as Eq. (10) in the main text with the effective quantities in the above used.

The relative variation of the effective quantities with respect to their original values are shown in Fig. S2. While the extinction of small-degree species causes the effective mean degree to be larger than the original one, the hub plants and animals lose their significant portions of partners, resulting in the reduction of the effective degree heterogeneity.

### ACCURACY IN THE PREDICTION OF THE EXTINCTION OF INDIVIDUAL SPECIES

We consider a species extinct if its abundance is smaller than  $\epsilon = 10^{-5}$  and surviving otherwise. The criterion is used to assess the stationary-state abundance  $x_i^{(\text{st})}$  and  $\tilde{x}_i^{(\text{st})}$  and discriminate the fate of  $i$  evolving under the original and the annealed interaction matrix, respectively. To illuminate the predictive power of the stable fixed point abundance  $\tilde{x}_i^*$  for the fate - survival or extinction - of individual species, we compute the fraction of the species that are correctly predicted, i.e., found to be surviving in both abundances,  $x_i^{(\text{st})} \geq \epsilon$  and  $\tilde{x}_i^* \geq \epsilon$  or found

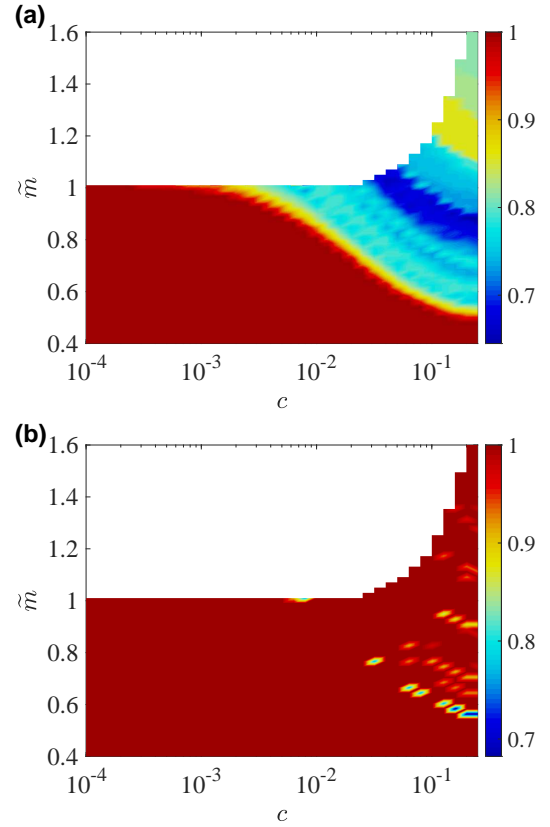


FIG. S3. Accuracy of the analytic formula of the stable fixed-point abundances in predicting the extinction or survival of individual species. Shown in the  $(c, \tilde{m})$  plane is the fraction of the species whose survival or extinction is predicted identically by (a) both the stationary-state abundance  $x_i^{(\text{st})}$  under the original interaction matrix  $\mathbb{B}$  and the stable fixed point  $\tilde{x}_i^*$  and (b) both  $\tilde{x}_i^{(\text{st})}$  under the annealed interaction matrix  $\tilde{\mathbb{B}}$  and  $\tilde{x}_i^*$ .

to be extinct in both,  $x_i^{(\text{st})} < \epsilon$  and  $\tilde{x}_i^* < \epsilon$ , which we can consider as the accuracy of the stable fixed point abundances in the prediction of species extinction and present in Fig. S3 (a). We also do the same analysis with  $\tilde{x}_i^{(\text{st})}$  and  $\tilde{x}_i^*$  and show the result in Fig. S3 (b). On the average across parameters in the selective extinction phase, the accuracy of  $\tilde{x}_i^*$  in predicting extinction/survival amounts to 79.3% for  $x_i^{(\text{st})}$  under the original interaction matrix and 99.2% for  $\tilde{x}_i^{(\text{st})}$  under the annealed interaction matrix.

### SPECIES ABUNDANCE UNDER THE ANNEALED ADJACENCY MATRIX

Here we present the plots of the abundance, the fraction of extinct and abundance-diverging species, and the rescaled minimum abundance in case of the annealed interaction matrix  $\tilde{\mathbb{B}}$  and the annealed adjacency matrix  $\tilde{\mathbb{A}}$

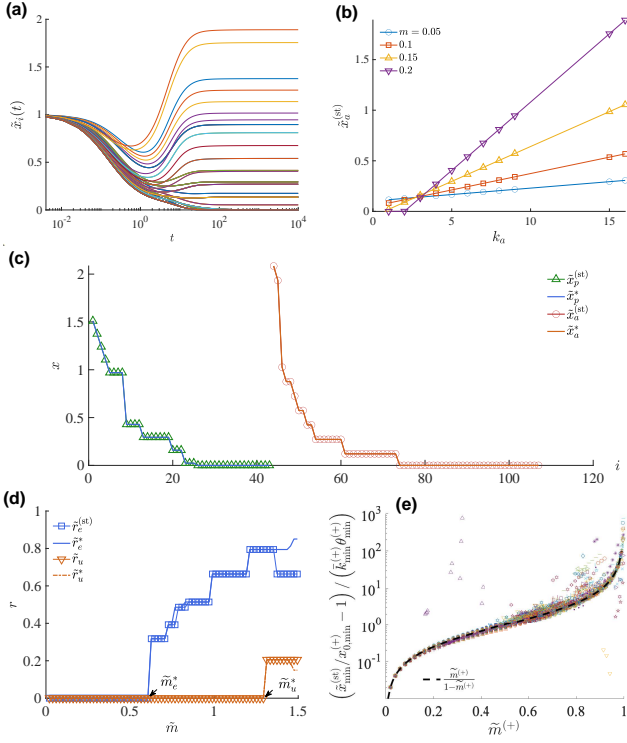


FIG. S4. Species abundance in the selective extinction phase under the annealed adjacency matrix. (a) Time-evolution of the abundances of individual species (different lines) obtained by numerically integrating Eq. (1) with  $\tilde{A}_{ij}$  used for  $c = 0.1$  and  $m = 0.2$ . (b) The stationary-state abundance vs. degree for animal species with  $c = 0.1$ . (c) Stationary-state abundances  $\tilde{x}_i^{(st)}$  of individual species  $i$  are compared with the stable fixed-point  $\tilde{x}_i^*$ 's for  $c = 0.1$  and  $\tilde{m} = 0.8$ . (d) Fraction  $\tilde{r}_e^{(st)}$  of extinct species and  $\tilde{r}_u$  of the abundance-diverging species based on the stationary-state abundance. They are compared with  $\tilde{r}_e^*$  and  $\tilde{r}_u^*$  based on the stable fixed point  $\tilde{x}_i^*$ 's. (e) The collapse of the minimum abundances  $\tilde{x}_{\min}^{(st)}$  rescaled as in Eq. (14) in 46 real-world communities as functions of  $\tilde{m}^{(+)}$ .

in Fig. S4.