

Soliton generation and drift wave turbulence spreading via geodesic acoustic mode excitation

Ningfei Chen, Shizhao Wei, Guangyu Wei and Zhiyong Qiu*

Institute for Fusion Theory and Simulation and Department of Physics, Zhejiang University, Hangzhou 310027, China

(Dated: August 20, 2021)

The two-field equations governing fully nonlinear dynamics of the drift wave (DW) and geodesic acoustic mode (GAM) in the toroidal geometry are derived in nonlinear gyrokinetic framework. Two stages with distinctive features are identified and analyzed. In the linear growth stage, the set of nonlinear equations can be reduced to the intensively studied parametric decay instability (PDI), accounting for the spontaneous resonant excitation of GAM by DW. The main results of previous works on spontaneous GAM excitation, e.g., the much enhanced GAM group velocity and the nonlinear growth rate of GAM, are reproduced from numerical solution of the two-field equations. In the fully nonlinear stage, soliton structures are observed to form due to the balancing of the self-trapping effect by the spontaneously excited GAM and kinetic dispersiveness of DW. The soliton structures enhance turbulence spreading from DW linearly unstable to stable region, exhibiting convective propagation instead of typical linear dispersive process, and is thus, expected to induce core-edge interaction and nonlocal transport.

I. INTRODUCTION

Anomalous particle and energy transport in magnetically confined fusion devices, generally accepted to be triggered by pressure gradient-driven drift wave (DW) turbulence [1], is one of the major channels for thermal plasma transport, and, degradation of plasma confinement. The size scaling of turbulence transport rate is intensively studied, however, has not yet been completely understood. The size scaling of turbulent transport obtained from numerical simulations could be significantly different from theoretical expectation, possibly owing to, e.g., the nonlocality of transport originate from turbulence spreading [2]. More specifically, the understanding of the mechanism for the turbulence spreading from linearly unstable to stable region is of fundamental significance, which may be responsible for the transition from gyro-Bohm scaling to Bohm scaling and core-edge interaction [3].

Radial turbulence spreading due to the toroidal/nonlinear mode coupling was proposed in Ref. [4]. Ref. [5] took a step further, and adopted a nonlinear reaction-diffusion equation for the turbulence intensity to investigate a turbulence propagation front radially spreads from linearly unstable to the stable region with the linear growth and damping rates being the reaction terms, and the nonlinear scattering term being the diffusion term. Despite of the simplified model adopted, the study indicated that the turbulence spreading contribute to the nonlocality of transport, i.e., the turbulence intensity can depend on the equilibrium plasma parameters of a distant region, resulting in change of the size scaling of the turbulence intensity and the associated transport. Therefore, the microscopic diffusive turbulence transport may be intermediated by

the meso-scale turbulence spreading process.

On the other hand, spontaneous excitation of zonal field structures (ZFSs) [6] including typically electrostatic zonal flows (ZFs), is a significant component of DW nonlinear dynamics. ZFs correspond to mesoscale radial electric field perturbation with toroidally symmetric ($n = 0$) and predominantly poloidally symmetric ($m = 0$) mode structures, and consist of zero-frequency ZF (ZFZF) [7–9] and its finite frequency counterpart, geodesic acoustic mode (GAM) [10, 11]. Here, n/m are the toroidal and poloidal mode numbers of the torus. It is observed in experiments [12–16] and numerical simulations [7, 17, 18] that ZFs can be spontaneously excited by DW turbulence including drift Alfvén waves (DAWs) and can, in turn, suppress DW turbulence and the associated transport by scattering DW/DAW into stable short radial wavelength domain.

In the existing theoretical investigation, spontaneous excitation of ZFZF/GAM by DW have been studied in the framework of modulational instability [8] or parametric decay instability (PDI) [11], by separating DW into pump wave with fixed amplitude and its sidebands with much smaller amplitudes, and focus on the proof of principle demonstration of ZFZF/GAM excitation by investigating the “linear” growth stage of the nonlinear process [8, 11, 19], while the feedback of the small amplitude sidebands to the pump DW is systematically neglected. This approach, based on separating the DW into pump and small amplitude sidebands, is no longer valid as the amplitudes of the DW sidebands become comparable to that of the pump wave, i.e., in the “saturated” phase as the “pump” DW is significantly modulated by ZFs. A step forward was made in Ref. [20] where the feedback of DW sidebands and ZFZF to the pump DW is considered to investigate the pump DW saturation and turbulence spreading. The analysis in Ref. [20] focused on ZFZF induced single- n DW spreading, also embeds the concept of tertiary instability [21], which was later extensively studied in, e.g., Ref. [22]. Key physics such as higher

*E-mail: zqiu@zju.edu.cn

harmonic generation, however, might still be missing [23], which may affect the long time scale dynamics and quantitative saturation level [20]. A two-field model without separating DW into pump and sidebands was thus constructed to investigate the long time scale nonlinear evolution of DW-ZFZF system in the slab geometry [24], and it was found that coherent soliton structure was formed, leading to enhanced turbulence spreading. It is worth noting that the soliton structures could also be important for the turbulence spreading due to GAM excitation [11, 19], because the GAM and DW sideband generated during the PDI (the early stage of the nonlinear process) were also shown to couple together and propagate radially due to finite DW/GAM linear group velocities [19, 25], but the coupled DW-GAM wave-packet would quickly decouple after propagating out of the pump wave localization region [19]. On the contrary, the soliton structures are characterized by the DW self-trapping, to preserve the shape and amplitude of DW-GAM wave-packet during propagation, and is thus expected to enhance turbulence spreading.

Consequently, in this work, the coupled two-field DW-GAM equations are derived in the nonlinear gyrokinetic framework with the DW being treated as a whole. The two-field equations thus include all the necessary ingredients of the coupled DW-GAM system and will be analysed in this work to elucidate this potential mechanism for turbulence spreading. Two phases with distinctive features in the nonlinear process are observed and analyzed, both analytically and numerically. First, in the early stage of nonlinear evolution, by separating the DW into pump wave and lower sideband, we show that the two-field model can be reduced to the intensively studied PDI model [11, 19, 26]. Second, in the later phase, the soliton structures form as nonlinear coupling induced by the spontaneously excited GAM balances DW kinetic dispersiveness, i.e., DW self-trapping. The nonlinearly generated soliton structures convectively propagate into a much broader radial extent with $r \sim t$, rather than the typical linear dispersiveness with $r \sim \sqrt{t}$, which may contribute to the nonlocal transport and core-edge interplay. Finally, this work offers new insights and tools into understanding fully nonlinear DW-GAM dynamics.

The rest of the paper is organized as follows. The two-field equations describing nonlinear interaction of DW and GAM are derived in section II. In section III, the reduction of the DW-GAM two-field model in the “linear” growth stage to the intensively studied PDI is presented, both analytically and numerically. We present the major analysis and results of the two-field model in the fully nonlinear stage in section IV. Finally, a summary and discussion of the implication of the DW-GAM soliton structures to the turbulence spreading are given in the section V.

II. THEORETICAL MODEL

The derivation of the two-field model for DW-GAM nonlinear interaction follows closely Refs. [19, 20] and [24]. For simplicity of discussion while focusing on the main physics, it is assumed that the DW and GAM are electrostatic fluctuations, satisfying proximity to marginal stability, i.e., $|\gamma_L/\omega| \ll 1$, such that the parallel mode structure of DW is not disturbed in the nonlinear envelope modulation process. Besides, each fluctuation is composed of a single $n \neq 0$ DW and GAM with $n = m = 0$ scalar potential perturbation. This corresponds to assuming finite but small $\tau k_r \rho_i$, with $\tau \equiv T_e/T_i$ and $k_r \rho_i$ being the radial wavenumber k_r normalized to thermal ion Larmor radius $\rho_i = v_{ti}/\omega_{c,i}$, where $v_{ts} = \sqrt{2T_s/m_s}$ is the thermal velocity and $\omega_{c,s} = e_s B/(m_s c)$ is the cyclotron frequency for species s . Inclusion of secondary $m \neq 0$ poloidal harmonics of GAM scalar potential is straightforward [27, 28], and will not affect the main results of the analysis. To analyze the fully nonlinear dynamics, we need to keep DW as a whole, instead of separating into fixed amplitude pump and lower sideband, as typically assumed in deriving the PDI dispersion relation [11]. The fluctuations can be expressed as

$$\begin{aligned}\delta\phi_d &= A_d e^{-i\omega_d t - in\zeta} \sum_m e^{im\theta} \Phi_0(nq - m) + c.c., \\ \delta\phi_G &= A_G e^{-i\omega_G t} + c.c.,\end{aligned}$$

where subscripts “d” and “G” denote quantities associated with DW and GAM, respectively. Furthermore, A_d and A_G are the radial envelopes of DW and GAM, and $\Phi_0(nq - m)$ represents the fine radial structure of DW due to finite $k_{||}$, with $k_{||} \equiv (nq - m)/qR$ being the parallel wavenumber. For simplicity of discussion while focusing on the main scope of the paper, a large aspect ratio axisymmetric tokamak with magnetic field given by $\mathbf{B} = B_0[\mathbf{e}_\xi/(1 + \epsilon \cos \theta) + \epsilon \mathbf{e}_\theta/q]$ is considered, where $\epsilon \equiv r/R \ll 1$ is the inverse aspect ratio, R and r are major and minor radii of the tokamak, respectively. Particle response of species s consists of adiabatic response $e_s \delta\phi F_{0,s}/T_s$ and nonadiabatic response $\delta H_{k,s}$, with $F_{0,s}$ being the equilibrium distribution function and the subscript “ k ” representing “d” or “G”. Low frequency fluctuations, such as DW and GAM of interest here, can be investigated using the nonlinear gyrokinetic equation [29]

$$\begin{aligned}(\omega - k_{||}v_{||} + \omega_{D,s}) \delta H_{k,s} &= \frac{e_s}{T_s} J_0(k_{\perp} \rho_{L,s}) (\omega + \omega_{*,s}) F_{0,s} \\ &\quad - i \Lambda_{\mathbf{k}',\mathbf{k}}^{\mathbf{k}} J_{k'} \delta H_{k'} \delta \phi_{k'}.\end{aligned}\quad (1)$$

Here, $J_0(k_{\perp} \rho_{L,s})$ is the Bessel function of zero-index representing finite Larmor radius effect (FLR), $\omega_{*,s} = k_\theta c T_s (1 + \eta_s (v^2/v_{ts}^2 - 3/2))/(e_s B L_n)$ is the diamagnetic frequency accounting for plasma nonuniformity in radial direction and $\omega_{D,s} = \mathbf{k} \cdot (\mathbf{B} \times \nabla \mathbf{B}/B^2)(v_{\perp}^2/2 + v_{||}^2)/\omega_{c,s}$ is the magnetic drift frequency, where $\rho_{L,s} = v_{\perp}/\omega_{c,s}$ is the Larmor radius, $\eta_s \equiv L_n/L_{T,s}$ is the ratio of the characteristic length of density variation $L_n^{-1} \equiv -\partial \ln(n)/\partial r$

and temperature variation $L_{T,s}^{-1} \equiv -\partial \ln(T_s)/\partial r$. The last term is the formal nonlinear term, with $\Lambda_{\mathbf{k}',\mathbf{k}''}^{\mathbf{k}} \equiv (c/B_0) \sum_{\mathbf{k}=\mathbf{k}'+\mathbf{k}''} \mathbf{b} \cdot (\mathbf{k}'' \times \mathbf{k}')$ indicating selection rule for mode-mode coupling, and other notations are standard.

The nonlinear DW-GAM governing equation can be obtained from the charge quasi-neutrality condition

$$\frac{e^2 N_0}{T_i} \left(1 + \frac{T_i}{T_e}\right) \delta \phi_k = \langle e \delta H_i J_0 \rangle_k + \langle e \delta H_e \rangle_k, \quad (2)$$

with the angular bracket indicating velocity space integration. Separating the nonadiabatic response into linear and nonlinear components by taking $\delta H \equiv \delta H^L + \delta H^{NL}$, and noting the $\omega \gg \omega_{tr,i}, \omega_{D,i}$ ordering is typically satisfied for both GAM and DW, with $\omega_{tr,i} = v_{ti}/(qR)$ being the ion transit frequency, the governing equation for nonlinear DW-GAM system [20] can be readily cast into

$$\begin{aligned} \frac{e^2 N_0}{T_i} \left(1 + \frac{T_i}{T_e}\right) \delta \phi_k - \langle e \delta H_i^L J_0 \rangle_k + \langle e \delta H_e^L \rangle_k \\ = -i \frac{e}{\omega_k} \left\langle \Lambda_{\mathbf{k}',\mathbf{k}''}^{\mathbf{k}} \delta H_{e,k''} \delta \phi_{k'} \right\rangle_k - \langle e \delta H_e^{NL} \rangle_k \\ - i \frac{e}{\omega_k} \left\langle \Lambda_{\mathbf{k}',\mathbf{k}''}^{\mathbf{k}} (J_k J_{k'} - J_{k''}) \delta H_{i,k''} \delta \phi_{k'} \right\rangle. \end{aligned} \quad (3)$$

The terms on the left-hand side are the formally linear terms giving the linear dispersion relation, while the nonlinear terms are placed on the right-hand side.

For the nonlinear DW equation, the first term on the RHS of Eq. (3) dominates, because the vanishing $\delta H_{e,d}$ and finite $\delta H_{e,G}$ avoid commutative cancellation. The second term on the RHS from nonlinear electron response, is vanishingly small due to the $\omega \ll k_{\parallel} v_{\parallel,e}$ ordering for electron response to DW. In addition, the third term on the RHS with finite contribution from FLR effects, is typically $O(k_r^2 \rho_i^2)$ smaller compared to the first term. Therefore, the nonlinear DW equation can be derived as

$$\omega D_d A_d = \frac{ck_{\theta}}{\tau B_0} A_d E_G, \quad (4)$$

where D_d is the linear DW dispersion relation defined by

$$D_d \equiv 1 + \frac{T_i}{T_e} - \left\langle \frac{T_i J_0 \delta H_i^L}{N_0 e} \right\rangle,$$

and $E_G \equiv \partial_r A_G$ is related to the electric field of GAM.

Similarly, for the nonlinear GAM equation, the first term on the RHS of Eq. (3) vanishes since $\delta H_{e,d} = 0$. The second term due to nonlinear electron response to GAM, has no contribution due to $\delta H_{e,d} = 0$, corresponding to no source term in the nonlinear gyrokinetic equation for nonlinear electron response to GAM. The third term on the RHS of Eq. (3) can be rewritten as

$$\begin{aligned} \Lambda_{\mathbf{k}',\mathbf{k}''}^{\mathbf{k}} (J_k J_{k'} - J_{k''}) \delta H_{i,k''} \delta \phi_{k'} \\ = \mathbf{b} \cdot (\mathbf{k}'' \times \mathbf{k}') (J_{k'} - J_{k''}) (\delta H_{k''} \delta \phi_{k'} + \delta H_{k'} \delta \phi_{k''}) \\ + \mathbf{b} \cdot (\mathbf{k}'' \times \mathbf{k}') (J_k - 1) (J_{k'} \delta H_{k''} \delta \phi_{k'} - J_{k''} \delta H_{k'} \delta \phi_{k''}). \end{aligned}$$

The first term in the above formula dominates over the second by $O(1/(k_{\perp}^2 \rho_i^2))$ [20]. Consequently, the nonlinear GAM equation can be readily derived as

$$\omega \mathcal{E}_G E_G = -\alpha_i \frac{ck_{\theta}}{B_0} (A_d \partial_r^2 A_d^* - c.c.). \quad (5)$$

Here, \mathcal{E}_G is the linear GAM dispersion relation defined by

$$\mathcal{E}_G \equiv 1 + \frac{T_i}{T_e} - \left\langle \frac{T_i J_0 \delta H_{i,G}^L}{N_0 e \delta \phi_G} \right\rangle + \left\langle \frac{T_i \delta H_{e,G}^L}{N_0 e \delta \phi_G} \right\rangle,$$

and α_i is an order unity coefficient [8]. Note that contribution of energetic particles can be formally included in \mathcal{E}_G , to account for the nonlinear interaction of energetic particle induced GAM (EGAM) [30–32] with DW, which was proposed as an active control method for DW turbulence [28] and is under investigation [33, 34]. However, in this work, effects of energetic particles will not be included, to focus on the nonlinear interaction of DW with GAM. Following this strategy, a simplified expression for the electron DW dispersion relation with quadratic dispersiveness is assumed as $\omega D_d = \omega - \omega_* + C_d \omega_* k_r^2 \rho_i^2$, while the GAM dispersion relation is $\mathcal{E}_G = -1 + \omega_G^2/\omega^2 + C_G \omega_G^2 k_r^2 \rho_i^2/\omega^2$ [27], with $\omega_* \equiv k_{\theta} c T_i / (e B L_n)$ being the ion diamagnetic frequency. Substituting the linear dispersion relations into Eqs. (4) and (5), the coupled nonlinear DW-GAM two-field equations can be formally written as

$$(\partial_t + \gamma_d + i\omega_*(r) + iC_d \omega_* \rho_i^2 \partial_r^2) A_d = \frac{-ick_{\theta}}{\tau B_0} A_d E_G, \quad (6)$$

$$\begin{aligned} (\partial_t^2 + 2\gamma_G \partial_t + \omega_G^2 - C_G \omega_G^2 \rho_i^2 \partial_r^2) E_G \\ = i\alpha_i \frac{ck_{\theta}}{B_0} \partial_t (A_d \partial_r^2 A_d^* - c.c.). \end{aligned} \quad (7)$$

Here, C_d and C_G are originated from the kinetic dispersiveness effects of DW and GAM, as derived in Refs. [35] and [27], respectively. Furthermore, γ_d and γ_G are the linear growth/damping rates of DW and GAM, respectively. The RHS of the two-field equations are the nonlinear terms, indicating the modulation of DW envelope by GAM, and spontaneous excitation of GAM by Reynolds stress from DW nonlinearity. For clarity of discussion, the linear growth/damping rates γ_d , γ_G and system nonuniformity (dependence of $\omega_*(r)$ on r) are neglected in the following analysis, to focus on the nonlinear interaction process. The analytical solution of the coupled DW-GAM two-field equations can be obtained in some limited cases, however, the equations are mainly solved numerically in the rest of the present work, which can also provide necessary clues for theoretical treatment, as presented in the following. For the convenience of numerical investigation, space and time can be normalized to ρ_i and ω_*^{-1} , respectively, i.e., $r \rightarrow r/\rho_i$, $t \rightarrow \omega_* t$, $k_r \rightarrow k_r \rho_i$, $\omega \rightarrow \omega/\omega_*$, and A_d and E_G are normalized to e/T_e . Thus, the normalized DW-GAM two field equa-

tions can be cast into

$$(\partial_t + i + iC_d\partial_r^2) A_d = -i\Gamma_0 A_d E_G, \quad (8)$$

$$\left(\partial_t^2 + \frac{\omega_G^2}{\omega_*^2} - C_G \frac{\omega_G^2}{\omega_*^2} \partial_r^2 \right) E_G = i\alpha_i \tau \Gamma_0 \partial_t (A_d \partial_r^2 A_d^* - c.c.). \quad (9)$$

Here, $\Gamma_0 \equiv (T_i/e)ck_\theta/(B_0\rho_i\omega_*) = L_n/(2\rho_i)$ is the nonlinear coupling coefficient. Note that Γ_0 is related to $\rho_i/L_n \sim \rho_i/a \equiv \rho_*$, i.e., turbulence intensity size scaling.

In particular, the numerical scheme used is spectral method, which is accomplished by Fourier transformation in radial direction and formal fourth order Runge-Kutta method to advance in time. The nonlinear terms, treated as convolution sum for formal spectral method, are otherwise multiplied in physical space and transformed back to Fourier space in this work to save computing power. This method is the so called *pseudospectral* method. Finally, we adopt the outgoing boundary condition to avoid unphysical reflections back to the computation region, by imposing an artificial dissipation layer near the boundary.

III. REDUCTION TO THE THREE-WAVE INTERACTION

There are two phases with distinctive features in the nonlinear evolution of the coupled DW and GAM system, as shown in Fig. 1, where the dependence of GAM amplitude on time is given. Specifically, the first phase, occurring in $t = 0 - 200\omega_*^{-1}$ in Fig. 1, shows an exponential growth of GAM as a result of the spontaneous excitation by DW [11, 19], while the second phase, dominating in $t = 200 - 600\omega_*^{-1}$, corresponds a saturated stage characterised by comparable level of DW and GAM, oscillating in a manner of a limited cycle oscillation. The first phase corresponds to the “linear” growth stage of the nonlinear process, typically referred to as PDI phase, and has been studied intensively [11, 19, 36]. Hence, before proceeding with the more complicated fully nonlinear process, we shall demonstrate the validity and generality of the present two-field model by recovering the results obtained from the well-studied PDI model in the early stage of the nonlinear process.

In the “linear” growth stage where the DW is only slightly modified by nonlinear effects, DW can be separated into a pump wave (ω_P, k_P) with fixed amplitude and a lower sideband (ω_S, k_S) with the amplitude much smaller than that of the pump DW, i.e., $\phi_d = \phi_P + \phi_S^*$ with the subscripts “P” and “S” denoting pump DW and sideband, respectively. This corresponds to the pump DW (mother wave) resonantly pumps energy to two daughter waves, i.e., DW sideband and GAM; while on the other hand, the feedback of two daughter waves to the pump DW is negligibly small.

The DW lower sideband equation is readily obtained from Eq. (8) with selection rule in fre-

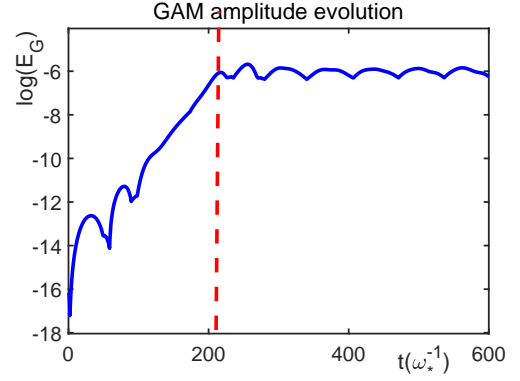


FIG. 1: Evolution of GAM amplitude.

quency/wavenumber matching conditions applied

$$\omega_S D_d A_S = \Gamma_0 A_P^* E_G. \quad (10)$$

Similarly, the GAM equation is obtained from Eq. (9) as

$$\omega_G^2 \mathcal{E}_G E_G = -\alpha_i \tau \Gamma_0 A_P \partial_t \partial_r^2 A_S. \quad (11)$$

Eqs. (10) and (11) are exactly Eqs. (9) and (10) of Ref. [19], with the resonant k_r and ω obtained from the frequency and wavenumber matching conditions, i.e., $\omega - \omega_P + \omega_* - C_d \omega_* \rho_i^2 k_r^2 = 0$, and $\omega^2 - \omega_G^2 - C_G \omega_G^2 \rho_i^2 k_r^2 = 0$. Thus, it is verified theoretically that the two-field model can be reduced to PDI in the proper limit.

As obtained in previous investigation [19], there are several main conclusions revealed from the PDI, which are, first, GAM is excited as the nonlinear drive from DW overcomes the threshold due to GAM and DW Landau damping rates; second, the nonlinear growth rate is proportional to $k_r \Gamma_0 A_P$ as the nonlinear drive is well above threshold, which readily gives that excitation of short wavelength kinetic GAM (KGAM) is preferred; and third, the nonlinearly excited GAM and DW lower sideband are coupled together, and propagate at $V_C = (V_G + V_d)/2$, with $V_d = 2C_d k_r$ and $V_G = C_G \omega_G k_r / \omega_*$ being the linear group velocities of DW and GAM, respectively. Note that the linear group velocity of GAM is typically much smaller than that of DW by $O(\omega_G/\omega_*)$, and that GAM is typically nonlinearly excited by DW turbulence, this explains the experimental [37] and simulation [38, 39] observations of GAM propagation much faster than that predicted by linear group velocity. Note again that k_r and ω are determined by the matching condition, and thus the frequency ratio ω_G/ω_* .

These results are reproduced by solving the general fully nonlinear two-field equations numerically. The spatial-temporal evolution of GAM is shown in Fig. 2a, with the red dashed line indicating the path of the spontaneously excited GAM, from which the GAM nonlinear propagation velocity can be measured, and is compared with the predicted speed of the coupled DW sideband-GAM envelope V_C [19]. The dependence of resonant k_r and the velocity of the coupled DW sideband-GAM

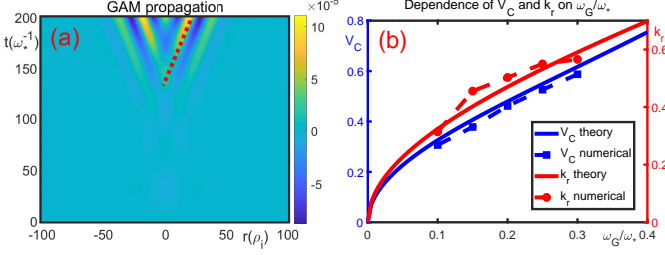


FIG. 2: (a) temporal-spatial evolution of GAM in the linear growth stage, with the red dashed line indicating the path of the excited mode; (b) dependence of the group velocity and resonant k_r on frequency ratio ω_G/ω_* , obtained both numerically (dashed) and theoretically (solid).

wavepacket on the frequency ratio ω_G/ω_* are given in Fig. 2b, where the red solid curve is the resonant k_r from matching conditions, and the red dashed curve is the k_r from numerical solution of the two field equations. On the other hand, the theoretically predicted propagation velocity V_C is given by the solid blue curve, while the numerically measured propagation velocity is given by the blue dashed line. The numerically obtained k_r and propagation velocity both agree well with the theoretical solution [19]. In Fig. 3, it is shown that, for given $\omega_G/\omega_* = 0.1$, after a transient process, the resonant radial wavenumber is approximately $k_r \rho_i = 0.32$, which is the same as that obtained from the matching conditions (Fig. 2b).

As for the nonlinear growth rate of GAM, as is shown in Fig. 4a, the GAM amplitude grows quasi-exponentially with time, with its growth rate being measured from the slope of the red dashed line. The GAM growth rate dependence on $k_r \Gamma_0 A_P$ is plotted in Fig. 4b, showing a clear linear dependence, which indicates that the excitation of shorter radial wavelength KGAM is favored. In conclusion, the main results of PDI are convincingly reproduced using the two-field model equations both theoretically and numerically, thus, it would be safe to conclude that our two-field model is able to recover the PDI in the linear growth stage.

IV. SOLITON FORMATION AND TURBULENCE SPREADING

In the second stage of the nonlinear process as shown in Fig. 1 that, the $A_G \ll A_d$ condition is no longer satisfied (and thus the “DW sideband”), and both of their amplitudes saturate, the separation of DW into pump wave and lower sideband is no longer valid. Therefore, the fully nonlinear DW-GAM two-field model is needed to account for the higher k_r mode excitation, soliton structure formation by DW self-trapping and subsequent turbulence spreading [24].

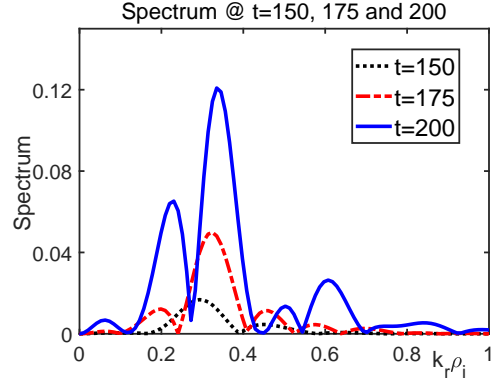


FIG. 3: The k_r -spectrum of GAM at $t = 150, 175, 200\omega_*^{-1}$, with the frequency ratio $\omega_G/\omega_* = 0.1$.

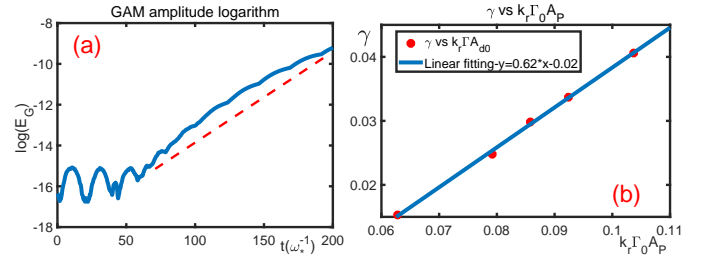


FIG. 4: (a) blue solid line is the logarithm of GAM amplitude in $t = 0 - 200\omega_*^{-1}$, while the red dashed line indicates the linear fitting; (b) dependence of PDI growth rate on the $k_r \Gamma_0 A_P$, with the red dots representing the numerical results and the blue solid line being the linear fitting.

The spatial-temporal evolution of DW envelope obtained from the numerical solution of the coupled two field equations is shown in Fig. 5, where an initially loaded DW envelope splits into multiple convectively propagating wave structures after $t = 200\omega_*^{-1}$ due to spontaneously excited GAM, suggesting the formation of

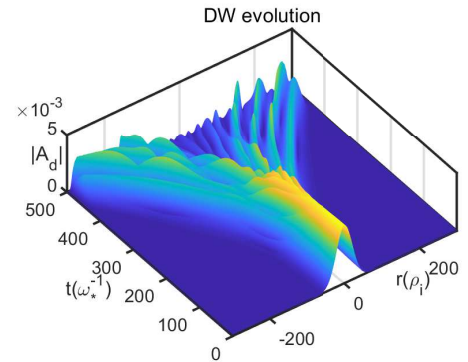


FIG. 5: Spatial-temporal evolution of DW envelope.

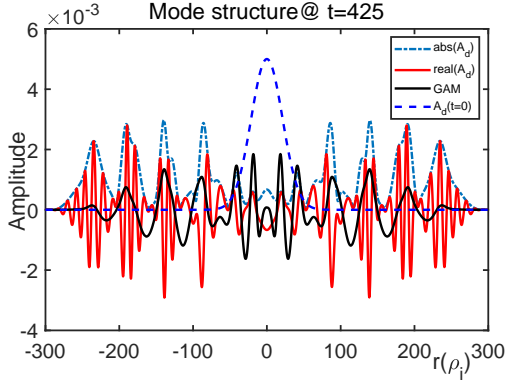


FIG. 6: The mode structure of DW-GAM envelope soliton at $t = 425\omega_*^{-1}$, with the deep blue dashed line being the DW initial envelope, blue dashed, red solid and black solid lines being the DW envelope, real part of the DW and GAM, respectively.

DW solitons [24]. A snapshot of the DW and GAM radial mode structures at $t = 425\omega_*^{-1}$ is given in Fig. 6, where one-to-one correspondence of radially fast varying DW structures and slowly varying GAM are clearly exhibited, indicating that the DW radial envelope is modulated by spontaneously excited GAM radial electric field, i.e., self-modulation/trapping of DW. [41] Consequently, a two scale spatial-temporal analysis can be employed, by taking $A_d = A_{d0}u_d \exp(-i\omega t + ik_r r)$, i.e., $\partial_t = \partial_\tau - i\omega$, $\partial_r = \partial_\xi + ik_r$, with $k_r \gg -i\partial_\xi$ and $\omega \gg i\partial_\tau$. Here, A_{d0} , u_d are the initial amplitude and radial envelope of the DW, respectively. The normalized DW-GAM two-field Eqs. (8), (9) can be reduced to

$$(\partial_\tau - i\delta_d - V_d\partial_\xi + iC_d\partial_\xi^2)u_d = -i\Gamma_0 u_d E_G, \quad (12)$$

$$(\partial_\tau + V_G\partial_\xi)E_G = k_r\Gamma_0\alpha_i\tau A_{d0}^2\partial_\xi u_d^2. \quad (13)$$

Here, $\delta_d \equiv \omega - 1 + C_d k_r^2$ is the small deviation from DW linear dispersion relation due to nonlinear effects. Thus, we introduce $\eta = \delta(\xi + V_d\tau)$ to transform the solution $f(\xi, \tau)$ to the soliton frame of reference, in which the soliton solution can be represented as $f(\eta)$, with δ being a small parameter representing slowly varying radial envelope. Subsequently, the nonlinear equations for the DW and GAM can be combined into a single ordinary differential equation in the form of nonlinear schrodinger equation

$$C_d\delta^2 u_d'' - \delta_d u_d + \lambda u_d^3 = 0. \quad (14)$$

Here, $\lambda \equiv k_r\alpha_i\tau\Gamma_0^2 A_{d0}^2/(V_d + V_G)$ represents nonlinear trapping effect, and $u_d'' = d^2 u_d/d\eta^2$. The equation clearly reveals the competition between the nonlinear trapping and the linear dispersion, while solitary structures correspond to equating the three coefficients of u_d'' , u_d and u_d^3 , that is,

$$\delta^2 C_d = \omega - 1 + C_d k_r^2 = \lambda/2. \quad (15)$$

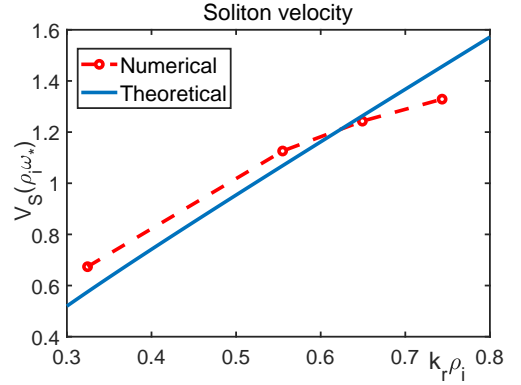


FIG. 7: Dependence of soliton velocity on $k_r \rho_i$, with the red dashed and blue solid lines representing the numerical and theoretical results, respectively.

The nonlinear DW frequency can be expressed as $\omega = 1 - C_d k_r^2 + \lambda/2$, with the last term on the RHS being the nonlinear frequency upshift. The small parameter can also be obtained, $\delta \simeq \Gamma_0 A_{d0}/(2C_d)$. Furthermore, the velocity of the DW soliton can be readily obtained as $V_d^s = 2C_d \sqrt{k_r^2 - \lambda/(2C_d)}$, with the superscript “s” denoting soliton, which is valid if $k_r \gtrsim \Gamma_0 A_{d0}/2C_d \simeq \delta$. This fact is consistent with the assumption of two scale analysis. The nonlinear velocity deviates from the linear DW group velocity due to the upshift of frequency and so does the corresponding k_r with the same frequency. The DW soliton structure can be solved as $A_d = A_{d0} \sinh[\delta(r + V_d^s t)] \exp(-i\omega t + ik_r r)$, which can be substituted into Eq. (13), and yields the GAM electric field as $E_G = E_{G0} \sinh^2[\delta(r + V_d^s t)] \exp(-i\omega t + ik_r r)$, which is in the hyperbolic sine form, acting as a potential well to trap the DW envelope, qualitatively consistent with the numerical results. It is noteworthy that in DW self-trapping region, e.g., $r = 150 - 200\rho_i$ in Fig. 6, GAM electric field can be understood as potential well in the radial direction to trap the DW eigen-function, in addition to that of system nonuniformity in Eq. (6), i.e., the diamagnetic well $\omega_*(r)$.

It is crucial to identify the velocity of these solitons due to its relation to nonlocal transport. The dependence of the velocity of the DW soliton on k_r is shown in Fig. 7, with the solid curve being the numerical results while the dashed curve corresponding to V_d^s . Thus, the DW soliton propagates at $V_d^s \propto 2k_r$ rather than $V_C \propto k_r$ predicted by the PDI model, due to the self-consistent trapping by GAM generation.

Besides the evolution of the nonlinear DW-GAM system in physical space, the k_r spectrum evolution is also informative. The left and right panels of Fig. 8 give the k_r spectrum of DW and GAM, respectively. As shown in the left panel of Fig. 8, the k_r spectrum of DW is initially a Gaussian centered at $k_r = 0$. Later, the parametric excitation of GAM scatters DW into the resonant k_r determined by the matching condition ($k_r \rho_i \simeq 0.32$), on which the subsequent increasing of DW wavenumber is

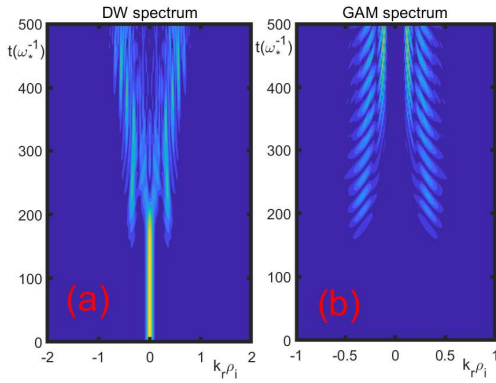


FIG. 8: The k_r -spectrum evolution of (a) DW, and (b) GAM for $\omega_G/\omega_* = 0.1$, respectively. The matching condition gives $k_r \rho_i \simeq 0.32$.

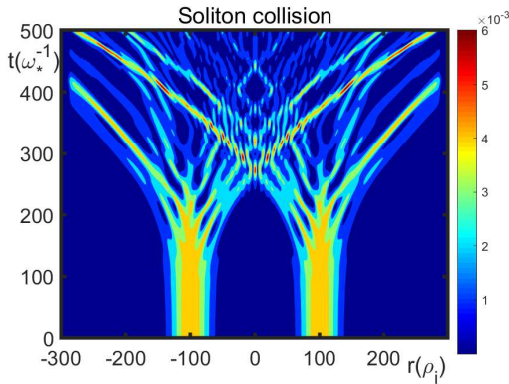


FIG. 9: Collision of “DW” envelope solitons.

based. The DW is further scattered by GAM into higher k_r regime, as a result typical for the nonlinear dynamics. The DW dispersiveness is directly related to k_r , which competes with the nonlinear trapping effect induced by GAM. However, the k_r of excited modes will not increase consistently as expected, possibly due to the fast propagation of high k_r modes out of the interacting zone.

To further verify whether the split structures are solitons, two initially Gaussian DW envelopes are loaded, which then evolve and collide at about $t = 250\omega_*^{-1}$, as shown in Fig. 9. However, their amplitude and shape do not change after the collision, which is a significant feature of solitons. The solitary structures are able to enhance turbulence spreading. As shown in Fig. 10, the nonlinearly generated solitons propagate to a much broader radial extent than the linear dispersion, thus enhancing turbulence spreading from linearly unstable to stable region. The radial propagation of the coupled DW-GAM soliton exhibits convective nature, with $r \propto t$, which is much faster than any diffusive process, with $r \propto \sqrt{t}$. As a consequence, the nonlocal transport, a meso-scale phenomena, may occur and influence the original local turbulence transport, which may be the reason for the drastic transition of transport size scaling.

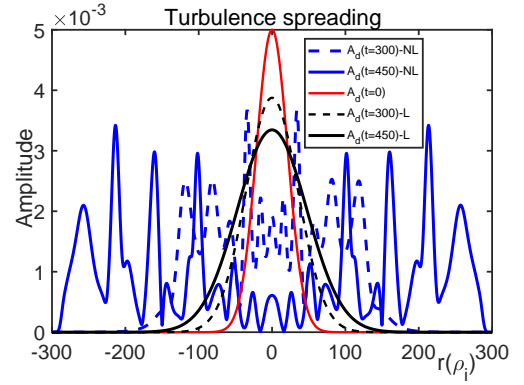


FIG. 10: The DW envelope at $t = 0, 300, 450\omega_*^{-1}$ for both nonlinear and linear cases. Here, the red solid curve is the initial DW structure, blue solid/dashed curves are nonlinear DW structures at $t = 450\omega_*^{-1}$ and $t = 300\omega_*^{-1}$, while black curves are their correspondence in the linear case.

V. CONCLUSION AND DISCUSSION

In this paper, the two-field model, governing nonlinear interaction between DW and GAM, is derived and investigated in nonlinear gyrokinetic framework. The numerical solution of the two-field model exhibits two phases with distinctive features, i.e., the linear growth stage and nonlinear saturated stage, with the former being extensively investigated by the well-studied PDI. This paper investigates both stages, while emphasizes the results in the latter. Furthermore, the influence of the DW-GAM solitons on the turbulence spreading from linearly unstable to stable region and its relation to the nonlocal transport and core-edge interaction are also discussed.

In the linear growth stage, the main results of the well-studied PDI, i.e., matching conditions for the resonant decay, the nonlinear growth rate of GAM and enhanced GAM radial propagation, are reproduced. Furthermore, in the nonlinear saturated stage, the initially spatially smooth DW envelope splits into multiple convectively propagating soliton structures, which are observed to spread to a much broader radial extent than the linear dispersion, exhibiting a convective propagation ($r \sim t$), instead of the typical dispersive behavior ($r \sim \sqrt{t}$) of linear propagation. The existence of soliton structures are further verified by the “collision” of the structures formed by two initially loaded DW envelopes, which are observed to preserve their structures after the collision. The theoretical treatment yields a nonlinear schodinger equation describing the nonlinear evolution of DW due to GAM excitation, clearly indicating the competition between the quadratic DW kinetic dispersiveness and nonlinear trapping effect induced by GAM.

The theoretical analysis of the two-field model is not treated in a formal manner, which, however, provides a comprehensive model to investigate fully nonlinear DW-GAM system, while though only the basic and prelim-

inary aspect of the model has been illuminated in the present work. Many important issues remain to be clarified. On the one hand, the DW and GAM should both be excited self-consistently from noise level under relevant profiles. On the other hand, the system nonuniformity, introduced by the nonuniformity of the diamagnetic drift frequency $\omega_*(r)$, may have even more significant effect on the nonlinear evolution than that in the PDI [19], and is expected to affect the nonlocality of turbulence intensity. These aspects will be investigated in a future publication.

Acknowledgements

This work is supported by the National Key R&D Program of China under Grant No. 2017YFE0301900, and the National Natural Science Foundation of China under grant No. 11875233. The authors, acknowledge Prof. Liu Chen (ZJU and UCI) and Dr. Fulvio Zonca (ENEA, Italy) for fruitful discussion, and Dr. Chen Zhao (ZJU and PPPL) for the help in producing Fig. 6.

-
- [1] W. Horton, *Rev. Mod. Phys.* **71**, 735 (1999).
 - [2] Z. Lin, S. Ethier, T. S. Hahm, and W. M. Tang, *Phys. Rev. Lett.* **88**, 195004 (2002).
 - [3] T. S. Hahm, P. H. Diamond, Z. Lin, G. Rewoldt, O. Gurcan, and S. Ethier, *Physics of Plasmas* **12**, 090903 (2005).
 - [4] X. Garbet, L. Laurent, A. Samain, and J. Chinaret, *Nuclear Fusion* **34**, 963 (1994).
 - [5] T. S. Hahm, P. H. Diamond, Z. Lin, K. Itoh, and S.-I. Itoh, *Plasma Physics and Controlled Fusion* **46**, A323 (2004).
 - [6] F. Zonca, L. Chen, M. Falessi, and Z. Qiu, *Journal of Physics: Conference Series* **1785**, 012005 (2021).
 - [7] Z. Lin, T. S. Hahm, W. W. Lee, W. M. Tang, and R. B. White, *Science* **281**, 1835 (1998).
 - [8] L. Chen, Z. Lin, and R. White, *Physics of Plasmas* **7**, 3129 (2000).
 - [9] P. H. Diamond, S.-I. Itoh, K. Itoh, and T. S. Hahm, *Plasma Physics and Controlled Fusion* **47**, R35 (2005).
 - [10] N. Winsor, J. L. Johnson, and J. M. Dawson, *Physics of Fluids* **11**, 2448 (1968).
 - [11] F. Zonca and L. Chen, *Europhys. Lett.* **83**, 35001 (2008).
 - [12] K. J. Zhao, T. Lan, J. Q. Dong, L. W. Yan, W. Y. Hong, C. X. Yu, A. D. Liu, J. Qian, J. Cheng, D. L. Yu, et al., *Phys. Rev. Lett.* **96**, 255004 (2006).
 - [13] G. D. Conway, C. Troster, B. Scott, K. Hallatschek, and the ASDEX Upgrade Team, *Plasma Physics and Controlled Fusion* **50**, 055009 (2008).
 - [14] T. Lan, A. D. Liu, C. X. Yu, L. W. Yan, W. Y. Hong, K. J. Zhao, J. Q. Dong, J. Qian, J. Cheng, D. L. Yu, et al., *Physics of Plasmas* **15**, 056105 (2008).
 - [15] W. Zhong, Z. Shi, Y. Xu, X. Zou, X. Duan, W. Chen, M. Jiang, Z. Yang, B. Zhang, P. Shi, et al., *Nuclear Fusion* **55**, 113005 (2015).
 - [16] A. Melnikov, L. Eliseev, S. Lysenko, M. Ufimtsev, and V. Zenin, *Nuclear Fusion* **57**, 115001 (2017).
 - [17] Y. Todo, H. Berk, and B. Breizman, *Nuclear Fusion* **50**, 084016 (2010).
 - [18] X. Liao, Z. Lin, I. Holod, B. Li, and G. Y. Sun, *Physics of Plasmas* **23**, 122305 (2016).
 - [19] Z. Qiu, L. Chen, and F. Zonca, *Physics of Plasmas* **21**, 022304 (2014).
 - [20] F. Zonca, R. B. White, and L. Chen, *Physics of Plasmas* **11**, 2488 (2004).
 - [21] L. Chen and F. Zonca, *Nuclear Fusion* **47**, 886 (2007).
 - [22] H. Zhu, Y. Zhou, and I. Y. Dodin, *Phys. Rev. Lett.* **124**, 055002 (2020).
 - [23] W. X. Wang, Z. Lin, W. M. Tang, W. W. Lee, S. Ethier, J. L. V. Lewandowski, G. Rewoldt, T. S. Hahm, and J. Manickam, *Physics of Plasmas* **13**, 092505 (2006).
 - [24] Z. Guo, L. Chen, and F. Zonca, *Phys. Rev. Lett.* **103**, 055002 (2009).
 - [25] M. N. Rosenbluth, *Phys. Rev. Lett.* **29**, 565 (1972).
 - [26] N. Chakrabarti, R. Singh, P. K. Kaw, and P. N. Guzdar, *Physics of Plasmas* **14**, 052308 (2007).
 - [27] Z. Qiu, L. Chen, and F. Zonca, *Plasma Physics and Controlled Fusion* **51**, 012001 (2009).
 - [28] Z. Qiu, L. Chen, and F. Zonca, *Plasma Science and Technology* **20**, 094004 (2018).
 - [29] E. A. Frieman and L. Chen, *Physics of Fluids* **25**, 502 (1982).
 - [30] R. Nazikian, G. Fu, M. Austin, and et al, *Phys. Rev. Lett.* **101**, 185001 (2008).
 - [31] G. Fu, *Phys. Rev. Lett.* **101**, 185002 (2008).
 - [32] Z. Qiu, F. Zonca, and L. Chen, *Plasma Physics and Controlled Fusion* **52**, 095003 (2010).
 - [33] D. Zarzoso, Y. Sarazin, X. Garbet, R. Dumont, A. Strugarek, J. Abiteboul, T. Cartier-Michaud, G. Dif-Pradalier, P. Ghendrih, V. Grandgirard, et al., *Phys. Rev. Lett.* **110**, 125002 (2013).
 - [34] N. Chen, H. Hu, X. Zhang, S. Wei, and Z. Qiu, *Physics of Plasmas* **28**, 042505 (2021).
 - [35] F. Romanelli and F. Zonca, *Physics of Fluids B* **5**, - (1993).
 - [36] N. Chakrabarti, P. N. Guzdar, R. G. Kleva, V. Naulin, J. J. Rasmussen, and P. K. Kaw, *Physics of Plasmas* **15**, 112310 (2008).
 - [37] D. Kong, A. Liu, T. Lan, Z. Qiu, H. Zhao, H. Sheng, C. Yu, L. Chen, G. Xu, W. Zhang, et al., *Nuclear Fusion* **53**, 113008 (2013).
 - [38] R. Hager and K. Hallatschek, *Physics of Plasmas* **19**, 082315 (2012).
 - [39] R. Hager and K. Hallatschek, *Phys. Rev. Lett.* **108**, 035004 (2012).
 - [40] G. Dif-Pradalier, G. Hornung, P. Ghendrih, Y. Sarazin, F. Clairet, L. Vermare, P. H. Diamond, J. Abiteboul, T. Cartier-Michaud, C. Ehrlacher, et al., *Phys. Rev. Lett.* **114**, 085004 (2015).
 - [41] Note that, the observed radial variation of DW turbulence structure in Fig. 6, due to the modulation by the spontaneously excited zonal structures (not limited to GAM as investigated in the present work), may contribute to yield the first-principle-based interpretation of the “staircases” observed from numerical simulations as well as modelings [40].